11BE160MIMO_Ant2_5570_Puncturing 20M_1

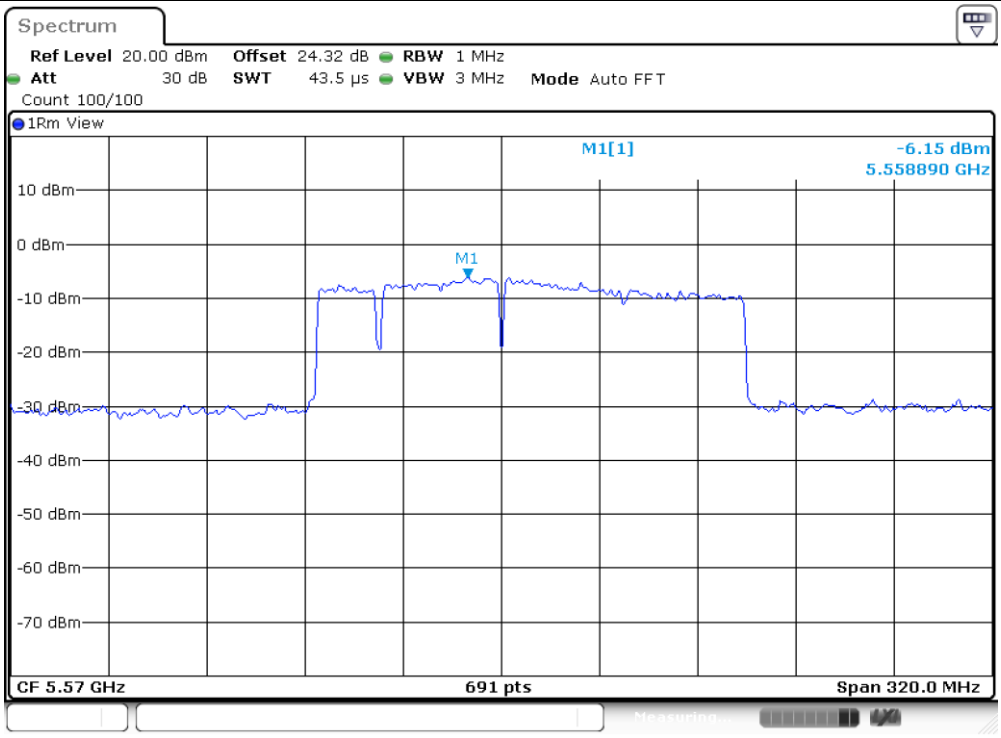

Date: 22.DEC.2023 10:08:59

11BE160MIMO_Ant2_5570_Puncturing 20M_8

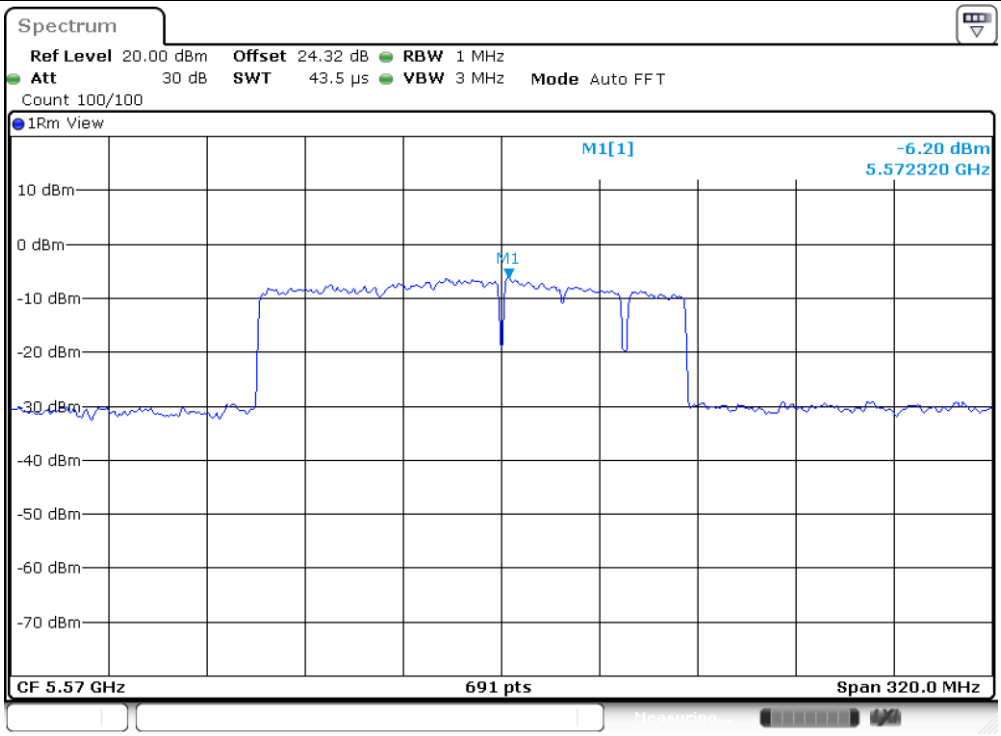

Date: 22.DEC.2023 10:07:23

11BE160MIMO_total_5570_Large RU 996+484_1

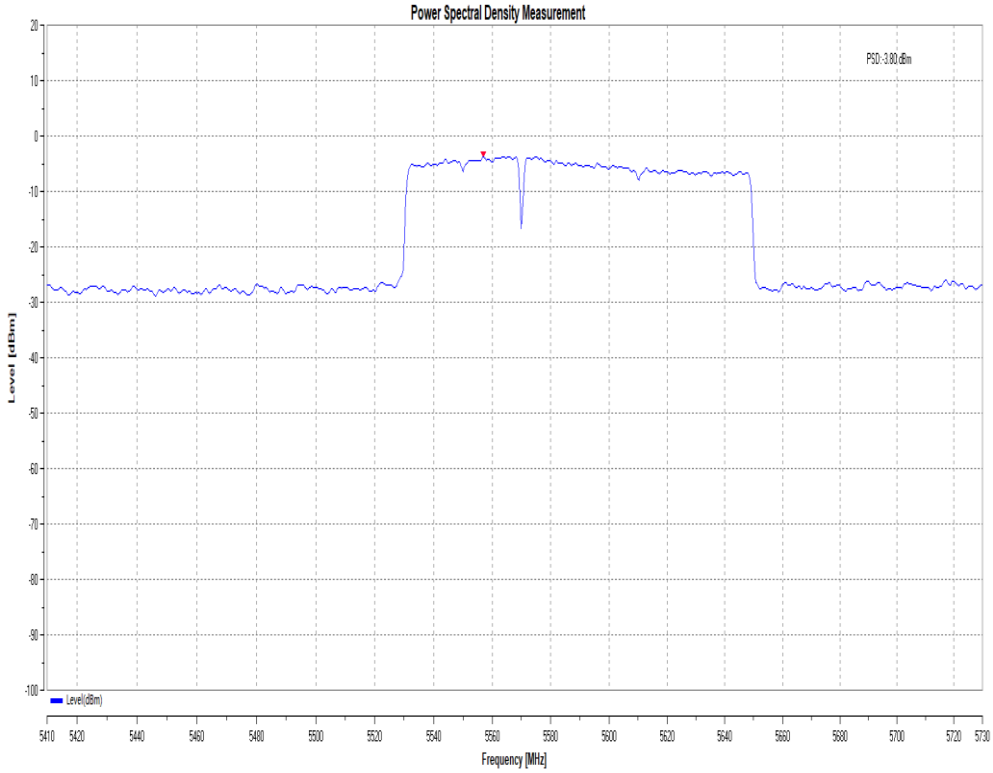

11BE160MIMO_total_5570_Large RU 996+484_4

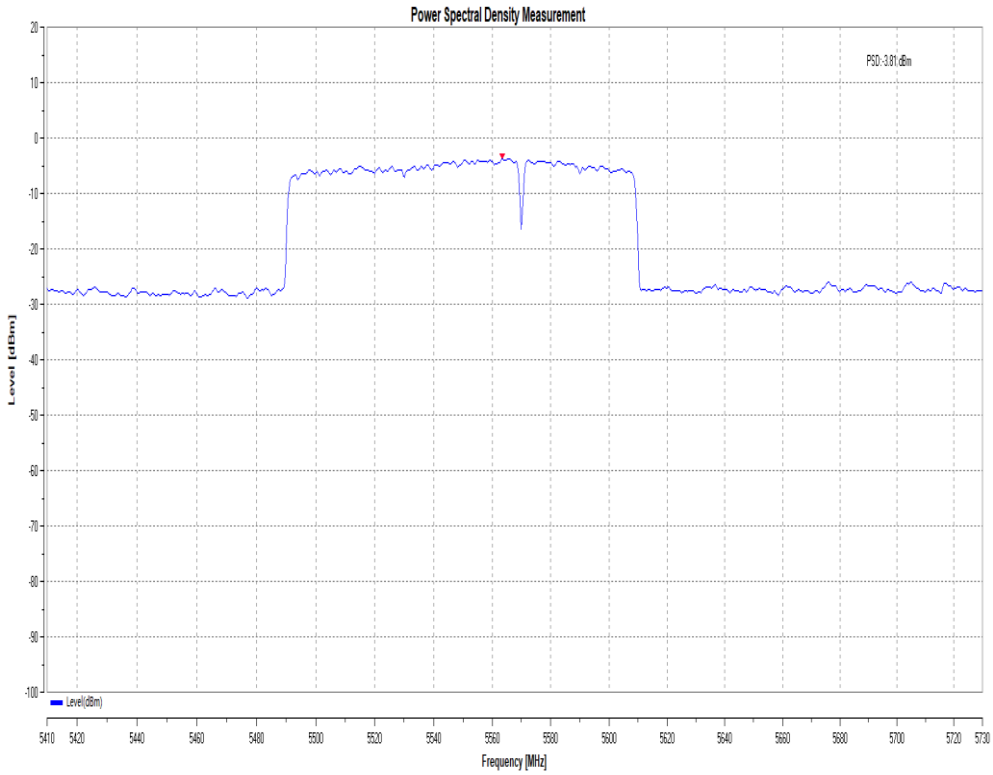

11BE160MIMO_total_5570_Puncturing 40M_1

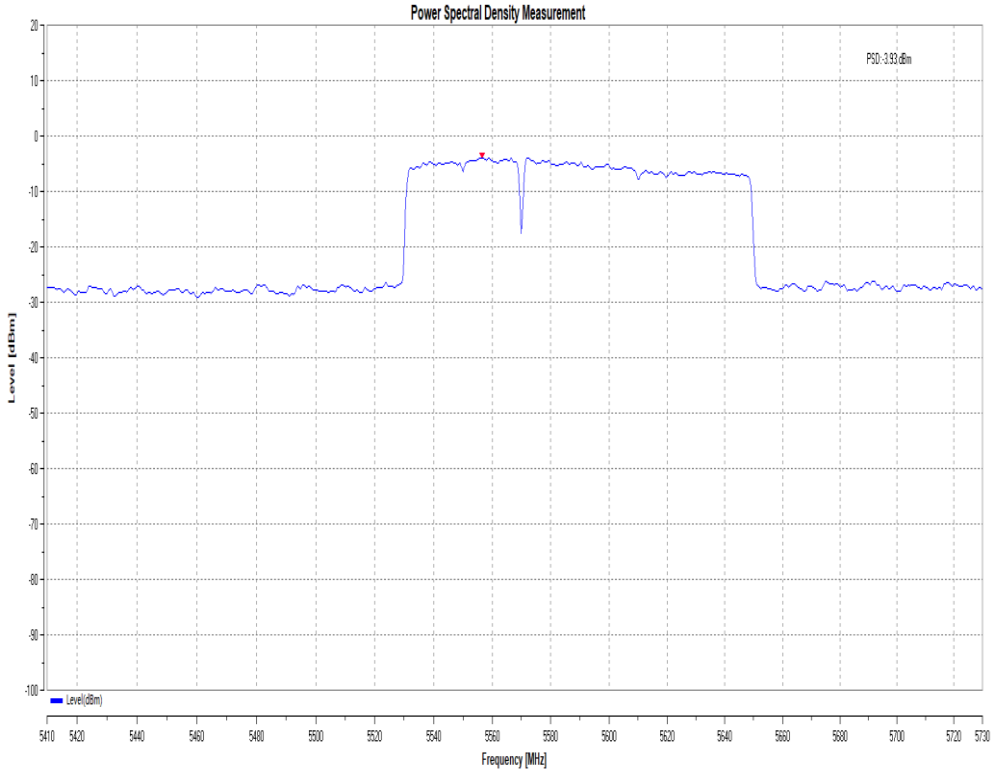

11BE160MIMO_total_5570_Puncturing 40M_4

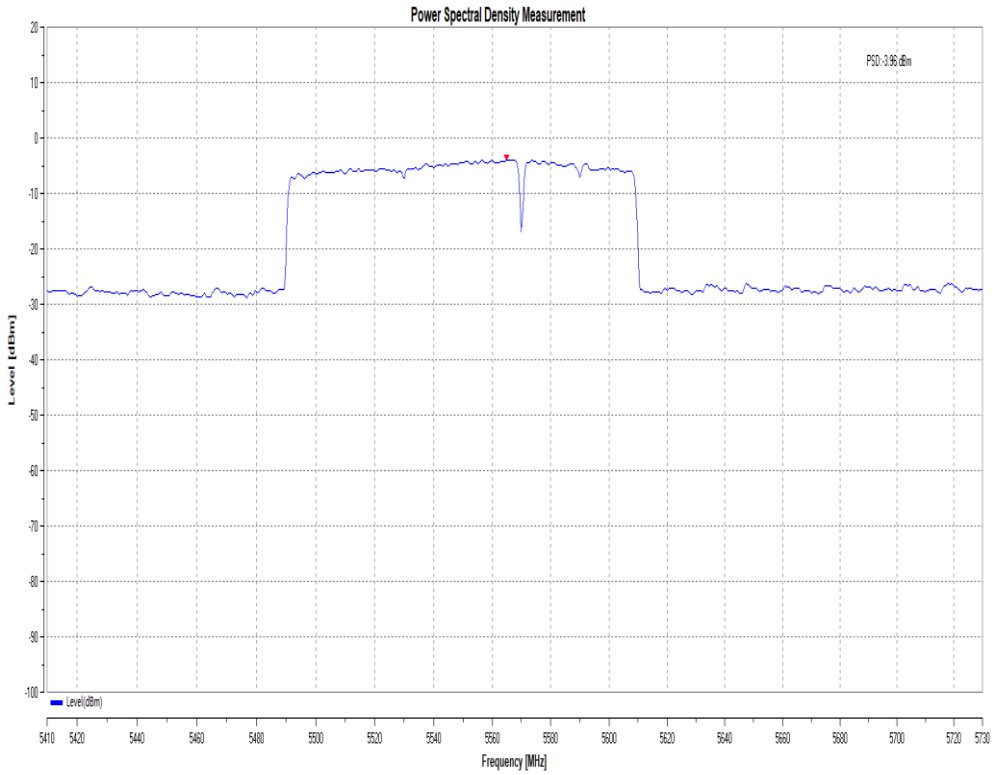

11BE160MIMO_total_5570_Puncturing 20M_1

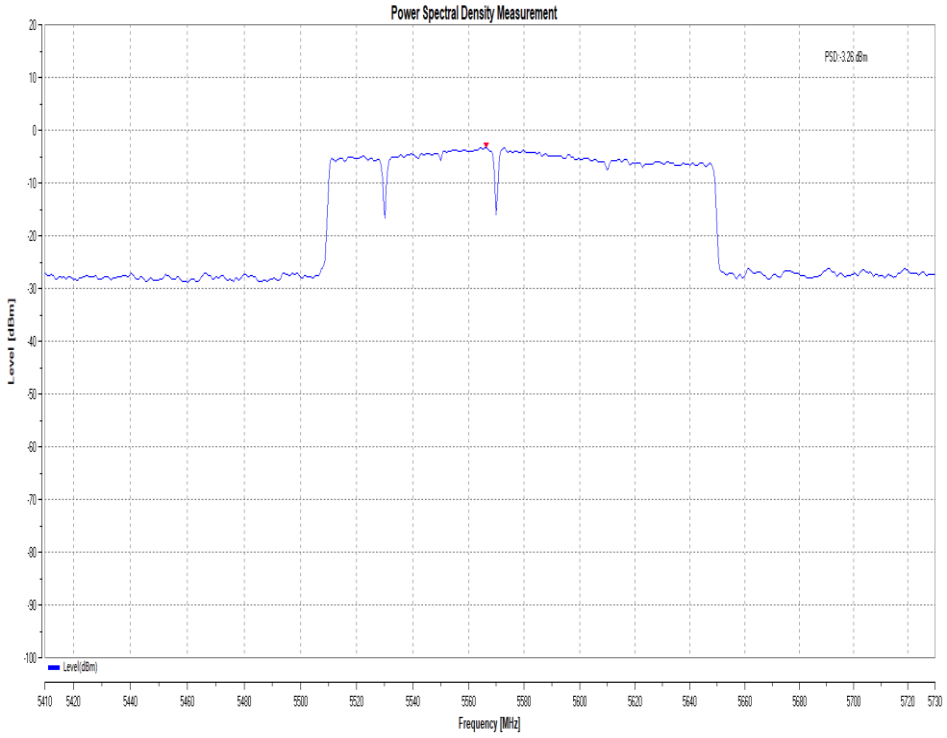

11BE160MIMO_total_5570_Puncturing 20M_8

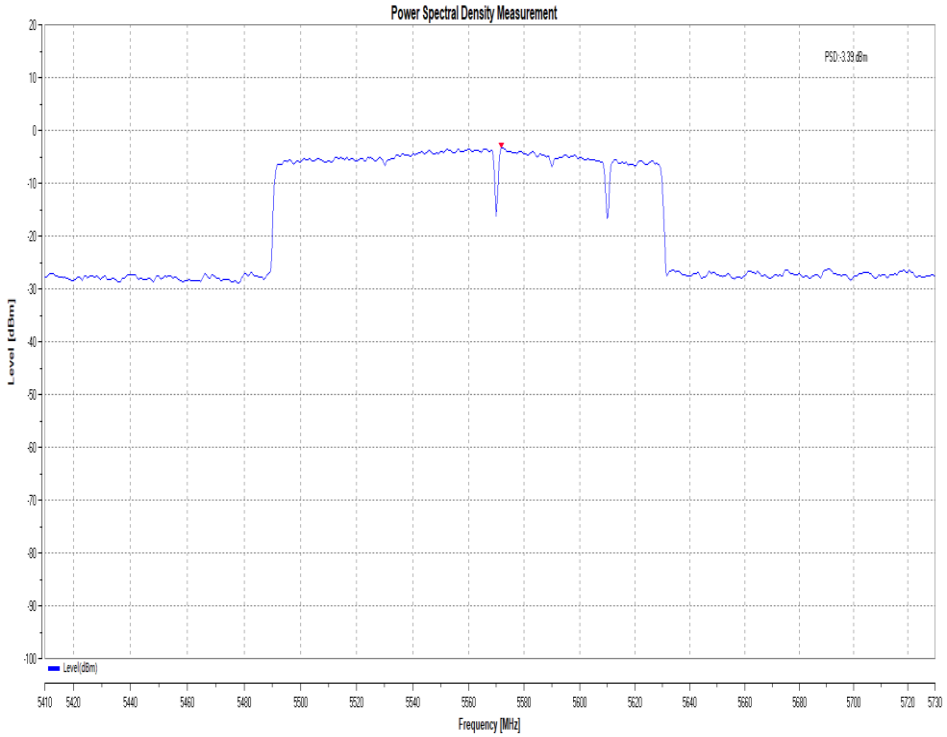

Appendix B. AC Conducted Emission Test Results

Test Engineer :	Amos Zhang	**Temperature :**	25.3~26.2℃
		Relative Humidity :	38~40%
Test Voltage :	120Vac / 60Hz	**Phase :**	Line
Remark :	All emissions not reported here are more than 10 dB below the prescribed limit.		

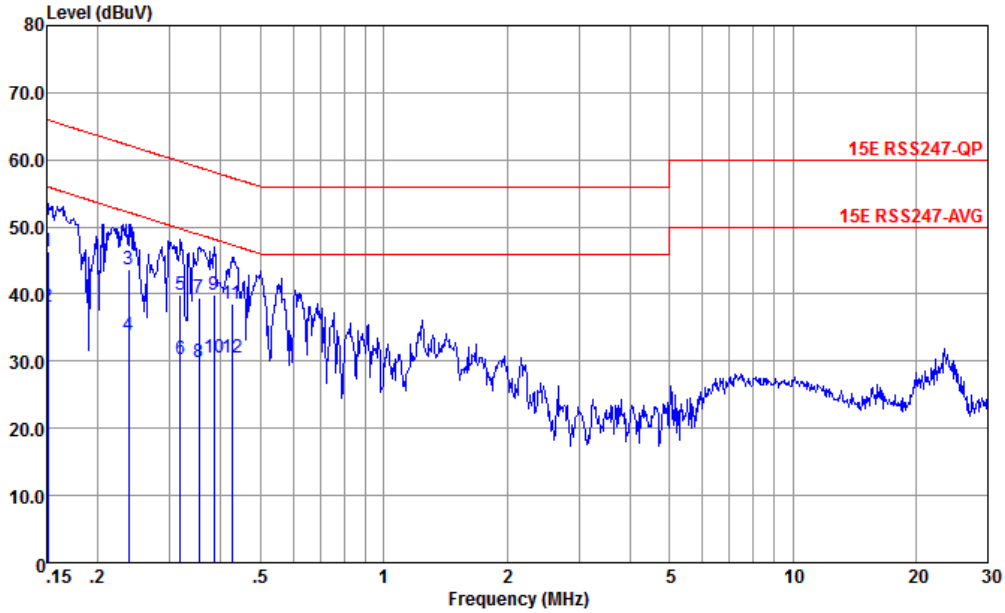

Site : CO01-KS
Condition : 15E RSS247-QP LISN-060105-L 2023 LINE

	Freq MHz	Level dBuV	Over Limit dB	Limit Line dBuV	Read Level dBuV	LISN Factor dB	Cable Loss dB	Remark
1	0.151	46.37	-19.59	65.96	35.90	0.05	10.42	QP
2	0.151	38.07	-17.89	55.96	27.60	0.05	10.42	Average
3	0.238	43.71	-18.46	62.17	33.30	0.03	10.38	QP
4	0.238	33.91	-18.26	52.17	23.50	0.03	10.38	Average
5	0.318	39.85	-19.90	59.75	29.50	0.03	10.32	QP
6	0.318	30.25	-19.50	49.75	19.90	0.03	10.32	Average
7	0.354	39.52	-19.35	58.87	29.20	0.02	10.30	QP
8	0.354	29.82	-19.05	48.87	19.50	0.02	10.30	Average
9	0.385	39.89	-18.28	58.17	29.59	0.01	10.29	QP
10	0.385	30.59	-17.58	48.17	20.29	0.01	10.29	Average
11	0.426	38.55	-18.78	57.33	28.30	-0.01	10.26	QP
12 *	0.426	30.55	-16.78	47.33	20.30	-0.01	10.26	Average

Test Engineer :	Amos Zhang	**Temperature :**	25.3~26.2℃
		Relative Humidity :	38~40%
Test Voltage :	120Vac / 60Hz	**Phase :**	Neutral
Remark :	All emissions not reported here are more than 10 dB below the prescribed limit.		

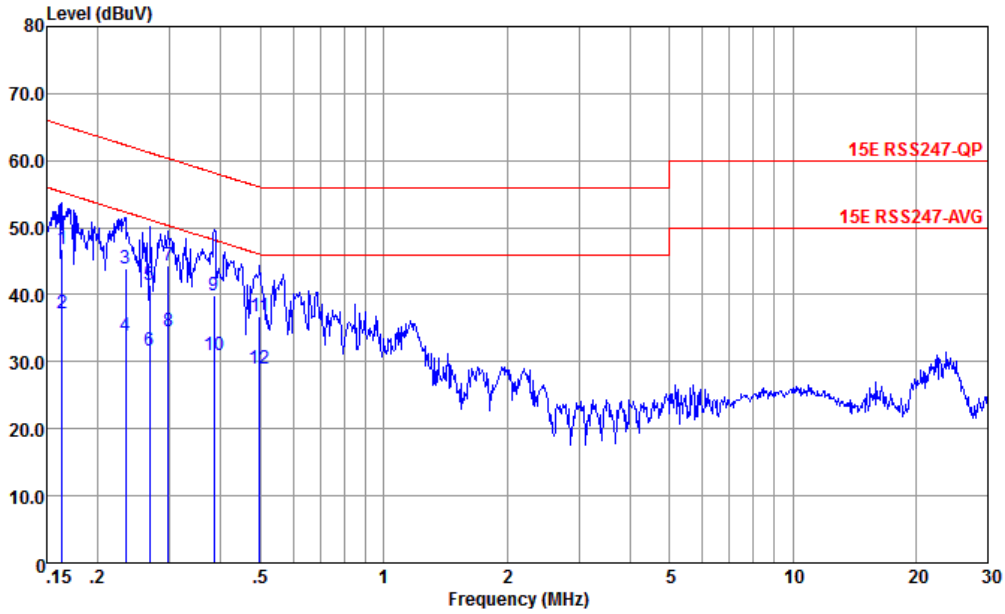

Site : CO01-KS
Condition : 15E RSS247-QP LISN-060105-N 2023 NEUTRAL

		Freq	Level	Over Limit	Limit Line	Read Level	LISN Factor	Cable Loss	Remark
		MHz	dBuV	dB	dBuV	dBuV	dB	dB	
1		0.163	46.76	-18.54	65.30	36.30	0.04	10.42	QP
2		0.163	37.16	-18.14	55.30	26.70	0.04	10.42	Average
3		0.234	43.99	-18.31	62.30	33.60	0.01	10.38	QP
4		0.234	33.89	-18.41	52.30	23.50	0.01	10.38	Average
5		0.267	41.54	-19.66	61.20	31.19	-0.01	10.36	QP
6		0.267	31.54	-19.66	51.20	21.19	-0.01	10.36	Average
7		0.297	44.40	-15.92	60.32	34.10	-0.04	10.34	QP
8	*	0.297	34.60	-15.72	50.32	24.30	-0.04	10.34	Average
9		0.385	39.83	-18.34	58.17	29.59	-0.05	10.29	QP
10		0.385	30.93	-17.24	48.17	20.69	-0.05	10.29	Average
11		0.497	36.75	-19.30	56.05	26.60	-0.07	10.22	QP
12		0.497	28.95	-17.10	46.05	18.80	-0.07	10.22	Average

Note:

1. Level(dBμV) = Read Level(dBμV) + LISN Factor(dB) + Cable Loss(dB)
2. Over Limit(dB) = Level(dBμV) – Limit Line(dBμV)

Appendix C. Radiated Spurious Emission Test Data

Test Engineer :	Zhang Xu	Relative Humidity :	50%
		Temperature :	20-22℃

Radiated Spurious Emission Test Modes

Mode	Band	Band (GHz)	Antenna	Modulation	Channel	Frequency	Data Rate	RU	Remark
Mode 1	U-NII-1	5.15-5.25	CDD	802.11a	36	5180	6Mbps	-	-
Mode 2	U-NII-1	5.15-5.25	CDD	802.11a	44	5220	6Mbps	-	-
Mode 3	U-NII-1	5.15-5.25	CDD	802.11a	48	5240	6Mbps	-	-
Mode 4	U-NII-2A	5.25-5.35	CDD	802.11a	52	5260	6Mbps	-	-
Mode 5	U-NII-2A	5.25-5.35	CDD	802.11a	60	5300	6Mbps	-	-
Mode 6	U-NII-2A	5.25-5.35	CDD	802.11a	64	5320	6Mbps	-	-
Mode 7	U-NII-2C	5.47-5.725	CDD	802.11a	100	5500	6Mbps	-	-
Mode 8	U-NII-2C	5.47-5.725	CDD	802.11a	116	5580	6Mbps	-	-
Mode 9	U-NII-2C	5.47-5.725	CDD	802.11a	140	5700	6Mbps	-	-
Mode 10	U-NII-1	5.15-5.25	CDD	802.11ac VHT20	36	5180	MCS0	-	-
Mode 11	U-NII-1	5.15-5.25	CDD	802.11ac VHT20	44	5220	MCS0	-	-
Mode 12	U-NII-1	5.15-5.25	CDD	802.11ac VHT20	48	5240	MCS0	-	-
Mode 13	U-NII-2A	5.25-5.35	CDD	802.11ac VHT20	52	5260	MCS0	-	-
Mode 14	U-NII-2A	5.25-5.35	CDD	802.11ac VHT20	60	5300	MCS0	-	-
Mode 15	U-NII-2A	5.25-5.35	CDD	802.11ac VHT20	64	5320	MCS0	-	-
Mode 16	U-NII-2C	5.47-5.725	CDD	802.11ac VHT20	100	5500	MCS0	-	-
Mode 17	U-NII-2C	5.47-5.725	CDD	802.11ac VHT20	116	5580	MCS0	-	-
Mode 18	U-NII-2C	5.47-5.725	CDD	802.11ac VHT20	140	5700	MCS0	-	-
Mode 19	U-NII-1	5.15-5.25	CDD	802.11ac VHT40	38	5190	MCS0	-	-
Mode 20	U-NII-1	5.15-5.25	CDD	802.11ac VHT40	46	5230	MCS0	-	-
Mode 21	U-NII-2A	5.25-5.35	CDD	802.11ac VHT40	54	5270	MCS0	-	-
Mode 22	U-NII-2A	5.25-5.35	CDD	802.11ac VHT40	62	5310	MCS0	-	-
Mode 23	U-NII-2C	5.47-5.725	CDD	802.11ac VHT40	102	5510	MCS0	-	-
Mode 24	U-NII-2C	5.47-5.725	CDD	802.11ac VHT40	110	5550	MCS0	-	-
Mode 25	U-NII-2C	5.47-5.725	CDD	802.11ac VHT40	134	5670	MCS0	-	-
Mode 26	U-NII-1	5.15-5.25	CDD	802.11ac VHT80	42	5210	MCS0	-	-
Mode 27	U-NII-2A	5.25-5.35	CDD	802.11ac VHT80	58	5290	MCS0	-	-
Mode 28	U-NII-2C	5.47-5.725	CDD	802.11ac VHT80	106	5530	MCS0	-	-
Mode 29	U-NII-2C	5.47-5.725	CDD	802.11ac VHT80	122	5610	MCS0	-	-
Mode 30	U-NII-2A	5.25-5.35	CDD	802.11ac VHT160	50	5250	MCS0	-	-
Mode 31	U-NII-2C	5.47-5.725	CDD	802.11ac VHT160	114	5570	MCS0	-	-
Mode 32	U-NII-1	5.15-5.25	CDD	802.11ax HE20	36	5180	MCS0	Full	-
Mode 33	U-NII-1	5.15-5.25	CDD	802.11ax HE20	44	5220	MCS0	Full	-
Mode 34	U-NII-1	5.15-5.25	CDD	802.11ax HE20	48	5240	MCS0	Full	-
Mode 35	U-NII-2A	5.25-5.35	CDD	802.11ax HE20	52	5260	MCS0	Full	-
Mode 36	U-NII-2A	5.25-5.35	CDD	802.11ax HE20	60	5300	MCS0	Full	-
Mode 37	U-NII-2A	5.25-5.35	CDD	802.11ax HE20	64	5320	MCS0	Full	-

Mode 38	U-NII-2C	5.47-5.725	CDD	802.11ax HE20	100	5500	MCS0	-	-
Mode 39	U-NII-2C	5.47-5.725	CDD	802.11ax HE20	116	5580	MCS0	-	-
Mode 40	U-NII-2C	5.47-5.725	CDD	802.11ax HE20	140	5700	MCS0	-	-
Mode 41	U-NII-1	5.15-5.25	CDD	802.11ax HE20	36	5180	MCS0	Partial RU26/0	-
Mode 44	U-NII-2A	5.25-5.35	CDD	802.11ax HE20	64	5320	MCS0	Partial RU26/8	-
Mode 45	U-NII-2C	5.47-5.725	CDD	802.11ax HE20	100	5500	MCS0	Partial RU26/0	-
Mode 46	U-NII-2C	5.47-5.725	CDD	802.11ax HE20	140	5700	MCS0	Partial RU26/8	-
Mode 47	U-NII-1	5.15-5.25	CDD	802.11ax HE20	36	5180	MCS0	Partial RU52/37	-
Mode 50	U-NII-2A	5.25-5.35	CDD	802.11ax HE20	64	5320	MCS0	Partial RU52/40	-
Mode 51	U-NII-2C	5.47-5.725	CDD	802.11ax HE20	100	5500	MCS0	Partial RU52/37	-
Mode 52	U-NII-2C	5.47-5.725	CDD	802.11ax HE20	140	5700	MCS0	Partial RU52/40	-
Mode 53	U-NII-1	5.15-5.25	CDD	802.11ax HE20	36	5180	MCS0	Partial RU106/53	-
Mode 56	U-NII-2A	5.25-5.35	CDD	802.11ax HE20	64	5320	MCS0	Partial RU106/54	-
Mode 57	U-NII-2C	5.47-5.725	CDD	802.11ax HE20	100	5500	MCS0	Partial RU106/53	-
Mode 58	U-NII-2C	5.47-5.725	CDD	802.11ax HE20	140	5700	MCS0	Partial RU106/54	-
Mode 59	U-NII-1	5.15-5.25	CDD	802.11ax HE40	38	5190	MCS0	Full	-
Mode 60	U-NII-1	5.15-5.25	CDD	802.11ax HE40	46	5230	MCS0	Full	-
Mode 61	U-NII-2A	5.25-5.35	CDD	802.11ax HE40	54	5270	MCS0	Full	-
Mode 62	U-NII-2A	5.25-5.35	CDD	802.11ax HE40	62	5310	MCS0	Full	-
Mode 63	U-NII-2C	5.47-5.725	CDD	802.11ax HE40	102	5510	MCS0	Full	-
Mode 64	U-NII-2C	5.47-5.725	CDD	802.11ax HE40	110	5550	MCS0	Full	-
Mode 65	U-NII-2C	5.47-5.725	CDD	802.11ax HE40	134	5670	MCS0	Full	-
Mode 66	U-NII-1	5.15-5.25	CDD	802.11ax HE80	42	5210	MCS0	Full	-
Mode 67	U-NII-2A	5.25-5.35	CDD	802.11ax HE80	58	5290	MCS0	Full	-
Mode 68	U-NII-2C	5.47-5.725	CDD	802.11ax HE80	106	5530	MCS0	Full	-
Mode 69	U-NII-2C	5.47-5.725	CDD	802.11ax HE80	122	5610	MCS0	Full	-
Mode 70	U-NII-2A	5.25-5.35	CDD	802.11ax HE160	50	5250	MCS0	Full	-
Mode 71	U-NII-2C	5.47-5.725	CDD	802.11ax HE160	114	5570	MCS0	Full	-
Mode 72	U-NII-1	5.15-5.25	CDD	802.11be EHT20	36	5180	MCS0	Full	-
Mode 73	U-NII-1	5.15-5.25	CDD	802.11be EHT20	44	5220	MCS0	Full	-
Mode 74	U-NII-1	5.15-5.25	CDD	802.11be EHT20	48	5240	MCS0	Full	-
Mode 75	U-NII-2A	5.25-5.35	CDD	802.11be EHT20	52	5260	MCS0	Full	-
Mode 76	U-NII-2A	5.25-5.35	CDD	802.11be EHT20	60	5300	MCS0	Full	-
Mode 77	U-NII-2A	5.25-5.35	CDD	802.11be EHT20	64	5320	MCS0	Full	-
Mode 78	U-NII-2C	5.47-5.725	CDD	802.11be EHT20	100	5500	MCS0	Full	-
Mode 79	U-NII-2C	5.47-5.725	CDD	802.11be EHT20	116	5580	MCS0	Full	-
Mode 80	U-NII-2C	5.47-5.725	CDD	802.11be EHT20	140	5700	MCS0	Full	-
Mode 81	U-NII-1	5.15-5.25	CDD	802.11be EHT40	38	5190	MCS0	Full	-

Mode 82	U-NII-1	5.15-5.25	CDD	802.11be EHT40	46	5230	MCS0	Full	-
Mode 83	U-NII-2A	5.25-5.35	CDD	802.11be EHT40	54	5270	MCS0	Full	-
Mode 84	U-NII-2A	5.25-5.35	CDD	802.11be EHT40	62	5310	MCS0	Full	-
Mode 85	U-NII-2C	5.47-5.725	CDD	802.11be EHT40	102	5510	MCS0	Full	-
Mode 86	U-NII-2C	5.47-5.725	CDD	802.11be EHT40	110	5550	MCS0	Full	-
Mode 87	U-NII-2C	5.47-5.725	CDD	802.11be EHT40	134	5670	MCS0	Full	-
Mode 88	U-NII-1	5.15-5.25	CDD	802.11be EHT80	42	5210	MCS0	Full	-
Mode 89	U-NII-2A	5.25-5.35	CDD	802.11be EHT80	58	5290	MCS0	Full	-
Mode 90	U-NII-2C	5.47-5.725	CDD	802.11be EHT80	106	5530	MCS0	Full	-
Mode 91	U-NII-2C	5.47-5.725	CDD	802.11be EHT80	122	5610	MCS0	Full	-
Mode 92	U-NII-2A	5.25-5.35	CDD	802.11be EHT160	50	5250	MCS0	Full	-
Mode 93	U-NII-2C	5.47-5.725	CDD	802.11be EHT160	114	5570	MCS0	Full	-
Mode 94	U-NII-3	5.725-5.85	CDD	802.11a	149	5745	6Mbps	-	-
Mode 95	U-NII-3	5.725-5.85	CDD	802.11a	157	5785	6Mbps	-	-
Mode 96	U-NII-3	5.725-5.85	CDD	802.11a	165	5825	6Mbps	-	-
Mode 97	U-NII-3	5.725-5.85	CDD	802.11ac VHT20	149	5745	MCS0	-	-
Mode 98	U-NII-3	5.725-5.85	CDD	802.11ac VHT20	157	5785	MCS0	-	-
Mode 99	U-NII-3	5.725-5.85	CDD	802.11ac VHT20	165	5825	MCS0	-	-
Mode 100	U-NII-3	5.725-5.85	CDD	802.11ac VHT40	151	5755	MCS0	-	-
Mode 101	U-NII-3	5.725-5.85	CDD	802.11ac VHT40	159	5795	MCS0	-	-
Mode 102	U-NII-3	5.725-5.85	CDD	802.11ac VHT80	155	5775	MCS0	-	-
Mode 103	U-NII-3	5.725-5.85	CDD	802.11ax HE20	149	5745	MCS0	Full	-
Mode 104	U-NII-3	5.725-5.85	CDD	802.11ax HE20	157	5785	MCS0	Full	-
Mode 105	U-NII-3	5.725-5.85	CDD	802.11ax HE20	165	5825	MCS0	Full	-
Mode 106	U-NII-3	5.725-5.85	CDD	802.11ax HE40	151	5755	MCS0	Full	-
Mode 107	U-NII-3	5.725-5.85	CDD	802.11ax HE40	159	5795	MCS0	Full	-
Mode 108	U-NII-3	5.725-5.85	CDD	802.11ax HE80	155	5775	MCS0	Full	-
Mode 109	U-NII-3	5.725-5.85	CDD	802.11ax HE20	149	5745	MCS0	Partial RU26/0	-
Mode 110	U-NII-3	5.725-5.85	CDD	802.11ax HE20	165	5825	MCS0	Partial RU26/8	-
Mode 111	U-NII-3	5.725-5.85	CDD	802.11ax HE20	149	5745	MCS0	Partial RU52/37	-
Mode 112	U-NII-3	5.725-5.85	CDD	802.11ax HE20	165	5825	MCS0	Partial RU52/40	-
Mode 113	U-NII-3	5.725-5.85	CDD	802.11ax HE20	149	5745	MCS0	Partial RU106/53	-
Mode 114	U-NII-3	5.725-5.85	CDD	802.11ax HE20	165	5825	MCS0	Partial RU106/54	-
Mode 115	U-NII-3	5.725-5.85	CDD	802.11be EHT20	149	5745	MCS0	Full	-
Mode 116	U-NII-3	5.725-5.85	CDD	802.11be EHT20	157	5785	MCS0	Full	-
Mode 117	U-NII-3	5.725-5.85	CDD	802.11be EHT20	165	5825	MCS0	Full	-
Mode 118	U-NII-3	5.725-5.85	CDD	802.11be EHT40	151	5755	MCS0	Full	-
Mode 119	U-NII-3	5.725-5.85	CDD	802.11be EHT40	159	5795	MCS0	Full	-
Mode 120	U-NII-3	5.725-5.85	CDD	802.11be EHT80	155	5775	MCS0	Full	-
Mode 121	UNII 2C-3	5.725-5.85	CDD	802.11a	144	5720	6Mbps	-	-
Mode 123	UNII 2C-3	5.725-5.85	CDD	802.11ac VHT20	144	5720	MCS0	-	-

Mode 124	UNII 2C-3	5.725-5.85	CDD	802.11ac VHT40	142	5710	MCS0	-	-
Mode 125	UNII 2C-3	5.725-5.85	CDD	802.11ac VHT80	138	5690	MCS0	-	-
Mode 126	UNII 2C-3	5.725-5.85	CDD	802.11ax HE20	144	5710	MCS0	Full	-
Mode 127	UNII 2C-3	5.725-5.85	CDD	802.11ax HE40	142	5690	MCS0	Full	-
Mode 128	UNII 2C-3	5.725-5.85	CDD	802.11ax HE80	138	5720	MCS0	Full	-
Mode 129	UNII 2C-3	5.725-5.85	CDD	802.11be EHT40	142	5710	MCS0	Full	-
Mode 130	UNII 2C-3	5.725-5.85	CDD	802.11be EHT80	138	5690	MCS0	Full	-
Mode 131	U-NII-1	5.15-5.25	CDD	802.11be EHT20	36	5180	MCS0	Single RU 106/53	-
Mode 132	U-NII-1	5.25-5.35	CDD	802.11be EHT20	64	5320	MCS0	Single RU 106/54	-
Mode 133	U-NII-2A	5.47-5.725	CDD	802.11be EHT20	100	5500	MCS0	Single RU 106/53	-
Mode 134	U-NII-2A	5.47-5.725	CDD	802.11be EHT20	140	5700	MCS0	Single RU 106/54	-
Mode 135	U-NII-3	5.725-5.85	CDD	802.11be EHT20	149	5745	MCS0	Single RU 106/53	-
Mode 136	U-NII-3	5.725-5.85	CDD	802.11be EHT20	165	5825	MCS0	Single RU 106/54	-
Mode 137	U-NII-1	5.15-5.25	CDD	802.11be EHT20	36	5180	MCS0	Small RU 53+4	-
Mode 138	U-NII-2A	5.25-5.35	CDD	802.11be EHT20	64	5320	MCS0	Small RU 40+6	-
Mode 139	U-NII-2C	5.47-5.725	CDD	802.11be EHT20	100	5500	MCS0	Small RU 37+2	-
Mode 140	U-NII-2C	5.47-5.725	CDD	802.11be EHT20	140	5700	MCS0	Small RU 54+4	-
Mode 141	U-NII-3	5.725-5.85	CDD	802.11be EHT20	149	5745	MCS0	Small RU 37+2	-
Mode 142	U-NII-3	5.725-5.85	CDD	802.11be EHT20	165	5825	MCS0	Small RU 54+4	-
Mode 143	U-NII-1	5.15-5.25	CDD	802.11be EHT80	42	5210	MCS0	Puncturing 20M ❹	-
Mode 144	U-NII-2A	5.25-5.35	CDD	802.11be EHT80	58	5290	MCS0	Puncturing 20M ❶	-
Mode 145	U-NII-2C	5.47-5.725	CDD	802.11be EHT80	106	5530	MCS0	Puncturing 20M❹	-
Mode 146	U-NII-2C	5.47-5.725	CDD	802.11be EHT80	122	5610	MCS0	Puncturing 20M❶	-
Mode 147	U-NII-2A	5.25-5.35	CDD	802.11be EHT160	50	5250	MCS0	Puncturing 40M❹	-
Mode 148	U-NII-2A	5.25-5.35	CDD	802.11be EHT160	50	5250	MCS0	Puncturing 40M❶	-
Mode 149	U-NII-2C	5.47-5.725	CDD	802.11be EHT160	114	5570	MCS0	Puncturing 40M❹	-
Mode 150	U-NII-2C	5.47-5.725	CDD	802.11be EHT160	114	5570	MCS0	Puncturing 40M❶	-
Mode 151	U-NII-2A	5.25-5.35	CDD	802.11be EHT160	50	5250	MCS0	Puncturing 20M❶	-
Mode 152	U-NII-2A	5.25-5.35	CDD	802.11be EHT160	50	5250	MCS0	Puncturing 20M❽	-
Mode 153	U-NII-2C	5.47-5.725	CDD	802.11be EHT160	114	5570	MCS0	Puncturing 20M❶	-

Mode 154	U-NII-2C	5.47-5.725	CDD	802.11be EHT160	114	5570	MCS0	Puncturing 20M❽	-
Mode 155	U-NII-3	5.725-5.85	CDD	802.11be EHT80	155	5775	MCS0	Puncturing 20M❶	-
Mode 156	U-NII-3	5.725-5.85	CDD	802.11be EHT80	155	5775	MCS0	Puncturing 20M❹	-
Mode 157	U-NII-3	5.47-5.725-3	CDD	802.11be EHT80	138	5690	MCS0	Puncturing 20M❶	-
Mode 158	U-NII-1	5.15-5.25	CDD	802.11be EHT80	42	5210	MCS0	Large RU 484+242❹	-
Mode 159	U-NII-2A	5.25-5.35	CDD	802.11be EHT80	58	5290	MCS0	Large RU 484+242❶	-
Mode 160	U-NII-2C	5.47-5.725	CDD	802.11be EHT80	106	5530	MCS0	Large RU 484+242❹	-
Mode 161	U-NII-2C	5.47-5.725	CDD	802.11be EHT80	122	5610	MCS0	Large RU 484+242❶	-
Mode 162	U-NII-2A	5.25-5.35	CDD	802.11be EHT160	50	5250	MCS0	Large RU 996+484❹	-
Mode 163	U-NII-2A	5.25-5.35	CDD	802.11be EHT160	50	5250	MCS0	Large RU 996+484❶	-
Mode 164	U-NII-2C	5.47-5.725	CDD	802.11be EHT160	114	5570	MCS0	Large RU 996+484❹	-
Mode 165	U-NII-2C	5.47-5.725	CDD	802.11be EHT160	114	5570	MCS0	Large RU 996+484❶	-
Mode 166	U-NII-3	5.725-5.85	CDD	802.11be EHT80	155	5775	MCS0	Large RU 484+242❹	-
Mode 167	U-NII-3	5.725-5.85	CDD	802.11be EHT80	155	5775	MCS0	Large RU 484+242❶	-
Mode 168	U-NII-2C	5.47-5.725	CDD	802.11ax HE80-LF	106	5530	MCS0	Full	-
Mode 169	U-NII-3	5.725-5.85	CDD	802.11a-LF	165	5825	6Mbps	Full	-
Mode 170	Co-location	5.47-5.725	CDD	802.11ax HE80	106	5530	MCS0	Full	-
		2400-2483.5	CDD	802.11ax HE40	9	2452	MCS0	Full	-
Mode 171	UNII 2C-3	5.47-5.85	CDD	802.11be EHT20	144	5710	MCS0	Full	

Summary of each worse mode

Mode	Modulation	Ch.	Freq. (MHz)	Level (dBuV/m)	Limit (dBuV/m)	Margin (dB)	Pol.	Peak Avg.	Result	Remark
1	802.11a	36	5149.76	47.27	54.00	-6.73	H	AVERAGE	Pass	Band Edge
1	802.11a	36	10360.00	48.03	68.30	-20.27	H	Peak	Pass	Harmonic
2	802.11a	44	-	-	-	-	-	-	-	Band Edge
2	802.11a	44	10440.00	47.47	68.30	-20.83	H	Peak	Pass	Harmonic
3	802.11a	48	-	-	-	-	-	-	-	Band Edge
3	802.11a	48	10480.00	47.75	68.30	-20.55	V	Peak	Pass	Harmonic
4	802.11a	52	-	-	-	-	-	-	-	Band Edge
4	802.11a	52	10520.00	47.94	68.30	-20.36	H	Peak	Pass	Harmonic
5	802.11a	60	-	-	-	-	-	-	-	Band Edge
5	802.11a	60	15900.00	50.48	74.00	-23.52	V	Peak	Pass	Harmonic
6	802.11a	64	5351.78	53.87	54.00	-0.63	H	AVERAGE	Pass	Band Edge
6	802.11a	64	15960.00	50.65	74.00	-23.35	H	Peak	Pass	Harmonic
7	802.11a	100	5459.95	45.41	54.00	-8.59	H	AVERAGE	Pass	Band Edge
7	802.11a	100	16500.00	49.48	68.30	-18.82	V	Peak	Pass	Harmonic
8	802.11a	116	-	-	-	-	-	-	-	Band Edge
8	802.11a	116	16740.00	49.85	68.30	-18.45	V	Peak	Pass	Harmonic
9	802.11a	140	5725.35	58.37	68.30	-9.93	H	PEAK	Pass	Band Edge
9	802.11a	140	17100.00	50.07	68.30	-18.23	H	Peak	Pass	Harmonic
10	802.11ac VHT20	36	5149.76	47.05	54.00	-6.95	H	AVERAGE	Pass	Band Edge
10	802.11ac VHT20	36	10360.00	48.62	68.30	-19.68	H	Peak	Pass	Harmonic
11	802.11ac VHT20	44	-	-	-	-	-	-	-	Band Edge
11	802.11ac VHT20	44	10440.00	48.74	68.30	-19.56	V	Peak	Pass	Harmonic
12	802.11ac VHT20	48	-	-	-	-	-	-	-	Band Edge
12	802.11ac VHT20	48	10480.00	49.01	68.30	-19.29	V	Peak	Pass	Harmonic
13	802.11ac VHT20	52	-	-	-	-	-	-	-	Band Edge
13	802.11ac VHT20	52	10520.00	48.56	68.30	-19.74	V	Peak	Pass	Harmonic
14	802.11ac VHT20	60	-	-	-	-	-	-	-	Band Edge
14	802.11ac VHT20	60	15900.00	52.00	74.00	-22.00	H	Peak	Pass	Harmonic
15	802.11ac VHT20	64	5351.08	50.91	54.00	-3.09	H	AVERAGE	Pass	Band Edge
15	802.11ac VHT20	64	15960.00	50.81	74.00	-23.19	H	Peak	Pass	Harmonic
16	802.11ac VHT20	100	5459.65	45.06	54.00	-8.94	H	AVERAGE	Pass	Band Edge
16	802.11ac VHT20	100	16500.00	49.08	68.30	-19.22	H	Peak	Pass	Harmonic
17	802.11ac VHT20	116	-	-	-	-	-	-	-	Band Edge
17	802.11ac VHT20	116	16740.00	49.53	68.30	-18.77	V	Peak	Pass	Harmonic
18	802.11ac VHT20	140	5725.09	67.01	68.30	-1.29	V	PEAK	Pass	Band Edge
18	802.11ac VHT20	140	17100.00	50.80	68.30	-17.50	H	Peak	Pass	Harmonic
19	802.11ac VHT40	38	5130.53	51.33	54.00	-2.67	H	AVERAGE	Pass	Band Edge
19	802.11ac VHT40	38	10380.00	47.41	68.30	-20.89	V	Peak	Pass	Harmonic

20	802.11ac VHT40	46	5149.96	48.39	54.00	-5.61	H	AVERAGE	Pass	Band Edge
20	802.11ac VHT40	46	10460.00	48.98	68.30	-19.32	V	Peak	Pass	Harmonic
21	802.11ac VHT40	54	-	-	-	-	-	-	-	Band Edge
21	802.11ac VHT40	54	10540.00	48.45	68.30	-19.85	V	Peak	Pass	Harmonic
22	802.11ac VHT40	62	5350.29	53.51	54.00	-0.49	V	AVERAGE	Pass	Band Edge
22	802.11ac VHT40	62	15930.00	50.09	-	-	V	Peak	Pass	Harmonic
23	802.11ac VHT40	102	5467.52	59.80	68.30	-8.50	V	PEAK	Pass	Band Edge
23	802.11ac VHT40	102	16530.00	49.88	68.30	-18.42	V	Peak	Pass	Harmonic
24	802.11ac VHT40	110	-	-	-	-	-	-	-	Band Edge
24	802.11ac VHT40	110	16650.00	50.13	68.30	-18.17	V	Peak	Pass	Harmonic
25	802.11ac VHT40	134	5725.73	62.18	68.30	-6.12	V	PEAK	Pass	Band Edge
25	802.11ac VHT40	134	17010.00	51.82	68.30	-16.48	V	Peak	Pass	Harmonic
26	802.11ac VHT80	42	5146.69	51.16	54.00	-2.84	V	AVERAGE	Pass	Band Edge
26	802.11ac VHT80	42	10420.00	48.52	68.30	-19.78	V	Peak	Pass	Harmonic
27	802.11ac VHT80	58	5351.97	53.16	54.00	-0.84	V	AVERAGE	Pass	Band Edge
27	802.11ac VHT80	58	10580.00	49.24	68.30	-19.06	H	Peak	Pass	Harmonic
28	802.11ac VHT80	106	5432.55	44.95	54.00	-9.05	V	AVERAGE	Pass	Band Edge
28	802.11ac VHT80	106	16590.00	50.84	68.30	-17.46	V	Peak	Pass	Harmonic
29	802.11ac VHT80	122	5726.19	58.64	68.30	-9.66	V	PEAK	Pass	Band Edge
29	802.11ac VHT80	122	16830.00	50.09	68.30	-18.21	V	Peak	Pass	Harmonic
30	802.11ac VHT160	50	5123.75	48.34	54.00	-5.66	H	AVERAGE	Pass	Band Edge
30	802.11ac VHT160	50	10500.00	47.59	68.30	-20.71	V	Peak	Pass	Harmonic
31	802.11ac VHT160	114	5436.02	50.07	54.00	-3.93	H	AVERAGE	Pass	Band Edge
31	802.11ac VHT160	114	16710.00	50.93	68.30	-17.37	V	Peak	Pass	Harmonic
32	802.11ax HE20	36	5149.94	45.74	54.00	-8.26	H	AVERAGE	Pass	Band Edge
32	802.11ax HE20	36	10360.00	47.28	68.30	-21.02	H	Peak	Pass	Harmonic
33	802.11ax HE20	44	-	-	-	-	-	-	-	Band Edge
33	802.11ax HE20	44	10440.00	48.21	68.30	-20.09	V	Peak	Pass	Harmonic
34	802.11ax HE20	48	-	-	-	-	-	-	-	Band Edge
34	802.11ax HE20	48	10480.00	48.17	68.30	-20.13	V	Peak	Pass	Harmonic
35	802.11ax HE20	52	-	-	-	-	-	-	-	Band Edge
35	802.11ax HE20	52	10520.00	48.57	68.30	-19.73	V	Peak	Pass	Harmonic
36	802.11ax HE20	60	-	-	-	-	-	-	-	Band Edge
36	802.11ax HE20	60	15900.00	50.21	74.00	-23.79	H	Peak	Pass	Harmonic
37	802.11ax HE20	64	5350.10	50.57	54.00	-3.43	H	AVERAGE	Pass	Band Edge
37	802.11ax HE20	64	15960.00	50.90	74.00	-23.10	H	Peak	Pass	Harmonic
38	802.11ax HE20	100	5456.50	45.59	54.00	-8.41	H	AVERAGE	Pass	Band Edge
38	802.11ax HE20	100	16500.00	48.42	68.30	-19.88	H	Peak	Pass	Harmonic
39	802.11ax HE20	116	-	-	-	-	-	-	-	Band Edge
39	802.11ax HE20	116	16740.00	50.51	68.30	-17.79	V	Peak	Pass	Harmonic
40	802.11ax HE20	140	5725.29	64.47	68.30	-3.83	V	PEAK	Pass	Band Edge
40	802.11ax HE20	140	17100.00	52.28	68.30	-16.02	H	Peak	Pass	Harmonic

41	802.11ax HE20	36	5137.16	42.08	54.00	-11.92	H	AVERAGE	Pass	Band Edge
41	802.11ax HE20	36	-	-	-	-	-	-	-	Harmonic
44	802.11ax HE20	64	5352.48	42.66	54.00	-11.34	H	AVERAGE	Pass	Band Edge
44	802.11ax HE20	64	-	-	-	-	-	-	-	Harmonic
45	802.11ax HE20	100	5456.20	42.62	54.00	-11.38	V	AVERAGE	Pass	Band Edge
45	802.11ax HE20	100	-	-	-	-	-	-	-	Harmonic
46	802.11ax HE20	140	5739.65	53.60	68.30	-14.70	H	PEAK	Pass	Band Edge
46	802.11ax HE20	140	-	-	-	-	-	-	-	Harmonic
47	802.11ax HE20	36	5148.68	43.14	54.00	-10.86	H	AVERAGE	Pass	Band Edge
47	802.11ax HE20	36	-	-	-	-	-	-	-	Harmonic
50	802.11ax HE20	64	5353.88	42.43	54.00	-11.57	H	AVERAGE	Pass	Band Edge
50	802.11ax HE20	64	-	-	-	-	-	-	-	Harmonic
51	802.11ax HE20	100	5459.20	42.89	54.00	-11.11	H	AVERAGE	Pass	Band Edge
51	802.11ax HE20	100	-	-	-	-	-	-	-	Harmonic
52	802.11ax HE20	140	5757.92	53.51	68.30	-14.79	H	PEAK	Pass	Band Edge
52	802.11ax HE20	140	-	-	-	-	-	-	-	Harmonic
53	802.11ax HE20	36	5149.94	43.10	54.00	-10.90	H	AVERAGE	Pass	Band Edge
53	802.11ax HE20	36	-	-	-	-	-	-	-	Harmonic
56	802.11ax HE20	64	5350.24	45.27	54.00	-8.73	H	AVERAGE	Pass	Band Edge
56	802.11ax HE20	64	-	-	-	-	-	-	-	Harmonic
57	802.11ax HE20	100	5456.80	42.95	54.00	-11.05	H	AVERAGE	Pass	Band Edge
57	802.11ax HE20	100	-	-	-	-	-	-	-	Harmonic
58	802.11ax HE20	140	5726.20	53.35	68.30	-14.95	V	PEAK	Pass	Band Edge
58	802.11ax HE20	140	-	-	-	-	-	-	-	Harmonic
59	802.11ax HE40	38	5127.87	53.45	54.00	-0.55	H	AVERAGE	Pass	Band Edge
59	802.11ax HE40	38	10380.00	47.48	68.30	-20.82	V	Peak	Pass	Harmonic
60	802.11ax HE40	46	-	-	-	-	-	-	-	Band Edge
60	802.11ax HE40	46	10460.00	47.96	68.30	-20.34	H	Peak	Pass	Harmonic
61	802.11ax HE40	54	-	-	-	-	-	-	-	Band Edge
61	802.11ax HE40	54	10540.00	48.09	68.30	-20.21	H	Peak	Pass	Harmonic
62	802.11ax HE40	62	5351.85	50.58	54.00	-3.42	H	AVERAGE	Pass	Band Edge
62	802.11ax HE40	62	15930.00	50.46	74.00	-23.54	H	Peak	Pass	Harmonic
63	802.11ax HE40	102	5469.36	65.36	68.30	-2.94	H	PEAK	Pass	Band Edge
63	802.11ax HE40	102	16530.00	50.11	68.30	-18.19	V	Peak	Pass	Harmonic
64	802.11ax HE40	110	-	-	-	-	-	-	-	Band Edge
64	802.11ax HE40	110	16650.00	49.95	68.30	-18.35	H	Peak	Pass	Harmonic
65	802.11ax HE40	134	5746.29	66.26	68.30	-2.04	H	PEAK	Pass	Band Edge
65	802.11ax HE40	134	17010.00	50.12	68.30	-18.18	V	Peak	Pass	Harmonic
66	802.11ax HE80	42	5123.27	53.25	54.00	-0.75	H	AVERAGE	Pass	Band Edge
66	802.11ax HE80	42	10420.00	47.96	68.30	-20.34	V	Peak	Pass	Harmonic
67	802.11ax HE80	58	5350.01	53.05	54.00	-0.95	H	AVERAGE	Pass	Band Edge
67	802.11ax HE80	58	10580.00	48.45	68.30	-19.85	H	Peak	Pass	Harmonic

68	802.11ax HE80	106	5436.04	53.52	54.00	-0.48	V	AVERAGE	Pass	Band Edge
68	802.11ax HE80	106	16590.00	49.62	68.30	-18.68	V	Peak	Pass	Harmonic
69	802.11ax HE80	122	5728.58	66.96	68.30	-1.34	H	PEAK	Pass	Band Edge
69	802.11ax HE80	122	16830.00	49.63	68.30	-18.67	H	Peak	Pass	Harmonic
70	802.11ax HE160	50	5148.00	53.24	54.00	-0.76	H	AVERAGE	Pass	Band Edge
70	802.11ax HE160	50	10500.00	49.16	68.30	-19.14	V	Peak	Pass	Harmonic
71	802.11ax HE160	114	5726.39	66.21	68.30	-2.09	V	PEAK	Pass	Band Edge
71	802.11ax HE160	114	16710.00	50.30	68.30	-18.00	V	Peak	Pass	Harmonic
72	802.11be EHT20	36	5140.76	45.56	54.00	-8.44	H	AVERAGE	Pass	Band Edge
72	802.11be EHT20	36	10360.00	48.15	68.30	-20.15	H	Peak	Pass	Harmonic
73	802.11be EHT20	44	-	-	-	-	-	-	-	Band Edge
73	802.11be EHT20	44	10440.00	48.13	68.30	-20.17	V	Peak	Pass	Harmonic
74	802.11be EHT20	48	-	-	-	-	-	-	-	Band Edge
74	802.11be EHT20	48	10480.00	48.12	68.30	-20.18	V	Peak	Pass	Harmonic
75	802.11be EHT20	52	-	-	-	-	-	-	-	Band Edge
75	802.11be EHT20	52	10520.00	47.96	68.30	-20.34	H	Peak	Pass	Harmonic
76	802.11be EHT20	60	-	-	-	-	-	-	-	Band Edge
76	802.11be EHT20	60	15900.00	49.94	74.00	-24.06	H	Peak	Pass	Harmonic
77	802.11be EHT20	64	5350.24	50.99	54.00	-3.01	H	AVERAGE	Pass	Band Edge
77	802.11be EHT20	64	15960.00	50.27	74.00	-23.73	H	Peak	Pass	Harmonic
78	802.11be EHT20	100	5455.15	44.33	54.00	-9.67	H	AVERAGE	Pass	Band Edge
78	802.11be EHT20	100	16500.00	49.84	68.30	-18.46	V	Peak	Pass	Harmonic
79	802.11be EHT20	116	-	-	-	-	-	-	-	Band Edge
79	802.11be EHT20	116	16740.00	49.93	68.30	-18.37	V	Peak	Pass	Harmonic
80	802.11be EHT20	140	5725.81	58.13	68.30	-10.17	V	PEAK	Pass	Band Edge
80	802.11be EHT20	140	17100.00	49.83	68.30	-18.47	V	Peak	Pass	Harmonic
81	802.11be EHT40	38	5149.91	48.89	54.00	-5.11	H	AVERAGE	Pass	Band Edge
81	802.11be EHT40	38	10380.00	48.24	68.30	-20.06	V	Peak	Pass	Harmonic
82	802.11be EHT40	46	-	-	-	-	-	-	-	Band Edge
82	802.11be EHT40	46	10460.00	47.87	68.30	-20.43	H	Peak	Pass	Harmonic
83	802.11be EHT40	54	-	-	-	-	-	-	-	Band Edge
83	802.11be EHT40	54	10540.00	48.44	68.30	-19.86	V	Peak	Pass	Harmonic
84	802.11be EHT40	62	5351.10	53.30	54.00	-0.70	H	AVERAGE	Pass	Band Edge
84	802.11be EHT40	62	15930.00	49.37	74.00	-24.63	V	Peak	Pass	Harmonic
85	802.11be EHT40	102	5465.52	60.88	68.30	-7.42	H	PEAK	Pass	Band Edge
85	802.11be EHT40	102	16530.00	49.07	68.30	-19.23	H	Peak	Pass	Harmonic
86	802.11be EHT40	110	-	-	-	-	-	-	-	Band Edge
86	802.11be EHT40	110	16650.00	49.40	68.30	-18.90	V	Peak	Pass	Harmonic
87	802.11be EHT40	134	5747.43	58.97	68.30	-9.33	H	PEAK	Pass	Band Edge
87	802.11be EHT40	134	17010.00	49.82	68.30	-18.48	H	Peak	Pass	Harmonic
88	802.11be EHT80	42	5149.73	47.16	54.00	-6.84	H	AVERAGE	Pass	Band Edge
88	802.11be EHT80	42	10420.00	48.85	68.30	-19.45	H	Peak	Pass	Harmonic

89	802.11be EHT80	58	5369.73	52.86	54.00	-1.14	H	AVERAGE	Pass	Band Edge
89	802.11be EHT80	58	10580.00	48.42	68.30	-19.88	H	Peak	Pass	Harmonic
90	802.11be EHT80	106	5438.02	48.02	54.00	-5.98	V	AVERAGE	Pass	Band Edge
90	802.11be EHT80	106	16590.00	49.01	68.30	-19.29	V	Peak	Pass	Harmonic
91	802.11be EHT80	122	5458.16	44.85	54.00	-9.15	H	AVERAGE	Pass	Band Edge
91	802.11be EHT80	122	16830.00	50.49	68.30	-17.81	V	Peak	Pass	Harmonic
92	802.11be EHT160	50	5125.75	51.22	54.00	-2.78	H	AVERAGE	Pass	Band Edge
92	802.11be EHT160	50	10500.00	47.53	68.30	-20.77	H	Peak	Pass	Harmonic
93	802.11be EHT160	114	5726.39	66.07	68.30	-2.23	H	PEAK	Pass	Band Edge
93	802.11be EHT160	114	16710.00	49.95	68.30	-18.35	H	Peak	Pass	Harmonic
94	802.11a	149	5622.33	53.40	68.30	-14.90	V	PEAK	Pass	Band Edge
94	802.11a	149	11490.00	43.99	54.00	-10.01	V	Average	Pass	Harmonic
95	802.11a	157	-	-	-	-	-	-	-	Band Edge
95	802.11a	157	11570.00	44.58	54.00	-9.42	V	Average	Pass	Harmonic
96	802.11a	165	5931.00	53.90	68.30	-14.40	V	PEAK	Pass	Band Edge
96	802.11a	165	11650.00	44.80	54.00	-9.20	V	Average	Pass	Harmonic
97	802.11ac VHT20	149	5624.51	53.54	68.30	-14.76	V	PEAK	Pass	Band Edge
97	802.11ac VHT20	149	17235.00	50.08	68.30	-18.22	H	Peak	Pass	Harmonic
98	802.11ac VHT20	157	-	-	-	-	-	-	-	Band Edge
98	802.11ac VHT20	157	17355.00	50.31	68.30	-17.99	H	Peak	Pass	Harmonic
99	802.11ac VHT20	165	5932.63	54.48	68.30	-13.82	V	PEAK	Pass	Band Edge
99	802.11ac VHT20	165	17475.00	49.62	68.30	-18.68	H	Peak	Pass	Harmonic
100	802.11ac VHT40	151	5612.56	53.71	68.30	-14.59	V	PEAK	Pass	Band Edge
100	802.11ac VHT40	151	17265.00	50.12	68.30	-18.18	V	Peak	Pass	Harmonic
101	802.11ac VHT40	159	5609.36	54.11	68.30	-14.19	H	PEAK	Pass	Band Edge
101	802.11ac VHT40	159	17385.00	49.10	68.30	-19.20	V	Peak	Pass	Harmonic
102	802.11ac VHT80	155	5927.25	56.27	68.30	-12.03	V	PEAK	Pass	Band Edge
102	802.11ac VHT80	155	17325.00	50.53	68.30	-17.77	H	Peak	Pass	Harmonic
103	802.11ax HE20	149	5618.85	53.49	68.30	-14.81	V	PEAK	Pass	Band Edge
103	802.11ax HE20	149	17235.00	48.87	68.30	-19.43	V	Peak	Pass	Harmonic
104	802.11ax HE20	157	-	-	-	-	-	-	-	Band Edge
104	802.11ax HE20	157	17355.00	49.22	68.30	-19.08	H	Peak	Pass	Harmonic
105	802.11ax HE20	165	5948.75	53.58	68.30	-14.72	H	PEAK	Pass	Band Edge
105	802.11ax HE20	165	17475.00	50.46	68.30	-17.84	H	Peak	Pass	Harmonic
106	802.11ax HE40	151	5926.99	53.91	68.30	-14.39	H	PEAK	Pass	Band Edge
106	802.11ax HE40	151	17265.00	49.82	68.30	-18.48	V	Peak	Pass	Harmonic
107	802.11ax HE40	159	5924.89	55.06	68.38	-13.32	V	PEAK	Pass	Band Edge
107	802.11ax HE40	159	17385.00	50.44	68.30	-17.86	V	Peak	Pass	Harmonic
108	802.11ax HE80	155	5649.70	58.89	68.30	-9.41	V	PEAK	Pass	Band Edge
108	802.11ax HE80	155	17325.00	49.42	68.30	-18.88	V	Peak	Pass	Harmonic
109	802.11ax HE20	149	5648.43	52.96	68.30	-15.34	V	PEAK	Pass	Band Edge
109	802.11ax HE20	149	-	-	-	-	-	-	-	Harmonic

110	802.11ax HE20	165	5941.75	53.66	68.30	-14.64	H	PEAK	Pass	Band Edge
110	802.11ax HE20	165	-	-	-	-	-	-	-	Harmonic
111	802.11ax HE20	149	5634.37	52.69	68.30	-15.61	H	PEAK	Pass	Band Edge
111	802.11ax HE20	149	-	-	-	-	-	-	-	Harmonic
112	802.11ax HE20	165	5945.75	53.24	68.30	-15.06	H	PEAK	Pass	Band Edge
112	802.11ax HE20	165	-	-	-	-	-	-	-	Harmonic
113	802.11ax HE20	149	5643.94	53.34	68.30	-14.96	V	PEAK	Pass	Band Edge
113	802.11ax HE20	149	-	-	-	-	-	-	-	Harmonic
114	802.11ax HE20	165	5936.00	54.07	68.30	-14.23	H	PEAK	Pass	Band Edge
114	802.11ax HE20	165	-	-	-	-	-	-	-	Harmonic
115	802.11be EHT20	149	5615.81	52.96	68.30	-15.34	V	PEAK	Pass	Band Edge
115	802.11be EHT20	149	17235.00	50.27	68.30	-18.03	H	Peak	Pass	Harmonic
116	802.11be EHT20	157	-	-	-	-	-	-	-	Band Edge
116	802.11be EHT20	157	17355.00	50.74	68.30	-17.56	H	Peak	Pass	Harmonic
117	802.11be EHT20	165	5928.50	53.06	68.30	-15.24	V	PEAK	Pass	Band Edge
117	802.11be EHT20	165	17475.00	50.76	68.30	-17.54	V	Peak	Pass	Harmonic
118	802.11be EHT40	151	5925.04	53.42	68.30	-14.88	V	PEAK	Pass	Band Edge
118	802.11be EHT40	151	17265.00	49.00	68.30	-19.30	V	Peak	Pass	Harmonic
119	802.11be EHT40	159	5936.52	53.69	68.30	-14.61	V	PEAK	Pass	Band Edge
119	802.11be EHT40	159	17385.00	49.89	68.30	-18.41	V	Peak	Pass	Harmonic
120	802.11be EHT80	155	5931.45	56.24	68.30	-12.06	V	PEAK	Pass	Band Edge
120	802.11be EHT80	155	17325.00	50.19	68.30	-18.11	V	Peak	Pass	Harmonic
121	802.11a	144	-	-	-	-	-	-	-	Band Edge
121	802.11a	144	17160.00	50.57	68.30	-17.73	H	Peak	Pass	Harmonic
123	802.11ac VHT20	144	-	-	-	-	-	-	-	Band Edge
123	802.11ac VHT20	144	17160.00	49.17	68.30	-19.13	H	Peak	Pass	Harmonic
124	802.11ac VHT40	142	-	-	-	-	-	-	-	Band Edge
124	802.11ac VHT40	142	17130.00	49.20	68.30	-19.10	V	Peak	Pass	Harmonic
125	802.11ac VHT80	138	-	-	-	-	-	-	-	Band Edge
125	802.11ac VHT80	138	17070.00	50.87	68.30	-17.43	V	Peak	Pass	Harmonic
126	802.11ax HE20	144	-	-	-	-	-	-	-	Band Edge
126	802.11ax HE20	144	17160.00	49.08	68.30	-19.22	H	Peak	Pass	Harmonic
127	802.11ax HE40	142	-	-	-	-	-	-	-	Band Edge
127	802.11ax HE40	142	17130.00	49.35	68.30	-18.95	V	Peak	Pass	Harmonic
128	802.11ax HE80	138	-	-	-	-	-	-	-	Band Edge
128	802.11ax HE80	138	17070.00	49.95	68.30	-18.35	H	Peak	Pass	Harmonic
129	802.11be EHT40	142	-	-	-	-	-	-	-	Band Edge
129	802.11be EHT40	142	17130.00	49.22	68.30	-19.08	V	Peak	Pass	Harmonic
130	802.11be EHT80	138	-	-	-	-	-	-	-	Band Edge
130	802.11be EHT80	138	17070.00	49.73	68.30	-18.57	H	Peak	Pass	Harmonic
131	802.11be EHT20	36	5142.20	42.65	54.00	-11.35	H	AVERAGE	Pass	Band Edge
131	802.11be EHT20	36	-	-	-	-	-	-	-	Harmonic

132	802.11be EHT20	64	5352.34	43.20	54.00	-10.80	H	AVERAGE	Pass	Band Edge
132	802.11be EHT20	64	-	-	-	-	-	-	-	Harmonic
133	802.11be EHT20	100	5458.00	43.12	54.00	-10.88	V	AVERAGE	Pass	Band Edge
133	802.11be EHT20	100	-	-	-	-	-	-	-	Harmonic
134	802.11be EHT20	140	5747.91	52.58	68.30	-15.72	H	PEAK	Pass	Band Edge
134	802.11be EHT20	140	-	-	-	-	-	-	-	Harmonic
135	802.11be EHT20	149	5618.27	52.99	68.30	-15.31	H	PEAK	Pass	Band Edge
135	802.11be EHT20	149	-	-	-	-	-	-	-	Harmonic
136	802.11be EHT20	165	5927.75	53.45	68.30	-14.85	V	PEAK	Pass	Band Edge
136	802.11be EHT20	165	-	-	-	-	-	-	-	Harmonic
137	802.11be EHT20	36	5149.22	42.65	54.00	-11.35	H	AVERAGE	Pass	Band Edge
137	802.11be EHT20	36	-	-	-	-	-	-	-	Harmonic
138	802.11be EHT20	64	5352.34	43.53	54.00	-10.47	H	AVERAGE	Pass	Band Edge
138	802.11be EHT20	64	-	-	-	-	-	-	-	Harmonic
139	802.11be EHT20	100	5458.60	43.25	54.00	-10.75	V	AVERAGE	Pass	Band Edge
139	802.11be EHT20	100	-	-	-	-	-	-	-	Harmonic
140	802.11be EHT20	140	5730.29	53.36	68.30	-14.94	V	PEAK	Pass	Band Edge
140	802.11be EHT20	140	-	-	-	-	-	-	-	Harmonic
141	802.11be EHT20	149	5621.17	52.65	68.30	-15.65	H	PEAK	Pass	Band Edge
141	802.11be EHT20	149	-	-	-	-	-	-	-	Harmonic
142	802.11be EHT20	165	5931.00	53.17	68.30	-15.13	V	PEAK	Pass	Band Edge
142	802.11be EHT20	165	-	-	-	-	-	-	-	Harmonic
143	802.11be EHT80	42	5149.94	50.00	54.00	-4.00	H	AVERAGE	Pass	Band Edge
143	802.11be EHT80	42	-	-	-	-	-	-	-	Harmonic
144	802.11be EHT80	58	5350.01	51.43	54.00	-2.57	H	AVERAGE	Pass	Band Edge
144	802.11be EHT80	58	-	-	-	-	-	-	-	Harmonic
145	802.11be EHT80	106	5445.76	46.34	54.00	-7.66	H	AVERAGE	Pass	Band Edge
145	802.11be EHT80	106	-	-	-	-	-	-	-	Harmonic
146	802.11be EHT80	122	5726.87	59.51	68.30	-8.79	H	PEAK	Pass	Band Edge
146	802.11be EHT80	122	-	-	-	-	-	-	-	Harmonic
147	802.11be EHT160	50	5147.50	51.54	54.00	-2.46	H	AVERAGE	Pass	Band Edge
147	802.11be EHT160	50	-	-	-	-	-	-	-	Harmonic
148	802.11be EHT160	50	5147.50	50.18	54.00	-3.82	H	AVERAGE	Pass	Band Edge
148	802.11be EHT160	50	-	-	-	-	-	-	-	Harmonic
149	802.11be EHT160	114	5418.86	50.66	54.00	-3.34	H	AVERAGE	Pass	Band Edge
149	802.11be EHT160	114	-	-	-	-	-	-	-	Harmonic
150	802.11be EHT160	114	5725.42	66.95	68.30	-1.35	V	PEAK	Pass	Band Edge
150	802.11be EHT160	114	-	-	-	-	-	-	-	Harmonic
151	802.11be EHT160	50	5147.75	50.63	54.00	-3.37	V	AVERAGE	Pass	Band Edge
151	802.11be EHT160	50	-	-	-	-	-	-	-	Harmonic
152	802.11be EHT160	50	5148.50	53.42	54.00	-0.58	H	-	Pass	Band Edge
152	802.11be EHT160	50	-	-	-	-	-	-	-	Harmonic

153	802.11be EHT160	114	5441.30	53.47	54.00	-0.53	V	-	Pass	Band Edge
153	802.11be EHT160	114	-	-	-	-	-	-	-	Harmonic
154	802.11be EHT160	114	5458.68	53.17	54.00	-0.83	V	AVERAGE	Pass	Band Edge
154	802.11be EHT160	114	-	-	-	-	-	-	-	Harmonic
155	802.11be EHT80	155	5934.60	54.26	68.30	-14.04	V	PEAK	Pass	Band Edge
155	802.11be EHT80	155	-	-	-	-	-	-	-	Harmonic
156	802.11be EHT80	155	5930.93	54.49	68.30	-13.81	H	PEAK	Pass	Band Edge
156	802.11be EHT80	155	-	-	-	-	-	-	-	Harmonic
157	802.11be EHT80	138	5460.00	42.30	54.00	-11.70	V	AVERAGE	Pass	Band Edge
157	802.11be EHT80	138	-	-	-	-	-	-	-	Harmonic
158	802.11be EHT80	42	5149.10	49.38	54.00	-4.62	V	AVERAGE	Pass	Band Edge
158	802.11be EHT80	42	-	-	-	-	-	-	-	Harmonic
159	802.11be EHT80	58	5351.37	49.57	54.00	-4.43	H	AVERAGE	Pass	Band Edge
159	802.11be EHT80	58	-	-	-	-	-	-	-	Harmonic
160	802.11be EHT80	106	5449.00	46.20	54.00	-7.80	V	AVERAGE	Pass	Band Edge
160	802.11be EHT80	106	-	-	-	-	-	-	-	Harmonic
161	802.11be EHT80	122	5456.86	43.47	54.00	-10.53	H	AVERAGE	Pass	Band Edge
161	802.11be EHT80	122	-	-	-	-	-	-	-	Harmonic
162	802.11be EHT160	50	5354.16	49.01	54.00	-4.99	V	AVERAGE	Pass	Band Edge
162	802.11be EHT160	50	-	-	-	-	-	-	-	Harmonic
163	802.11be EHT160	50	5351.64	46.71	54.00	-7.29	H	AVERAGE	Pass	Band Edge
163	802.11be EHT160	50	-	-	-	-	-	-	-	Harmonic
164	802.11be EHT160	114	5443.72	51.15	54.00	-2.85	H	AVERAGE	Pass	Band Edge
164	802.11be EHT160	114	-	-	-	-	-	-	-	Harmonic
165	802.11be EHT160	114	5469.46	63.79	68.30	-4.51	H	PEAK	Pass	Band Edge
165	802.11be EHT160	114	-	-	-	-	-	-	-	Harmonic
166	802.11be EHT80	155	5650.58	58.86	68.73	-9.87	V	PEAK	Pass	Band Edge
166	802.11be EHT80	155	-	-	-	-	-	-	-	Harmonic
167	802.11be EHT80	155	5925.33	54.72	68.30	-13.58	V	PEAK	Pass	Band Edge
167	802.11be EHT80	155	-	-	-	-	-	-	-	Harmonic
168	802.11ax HE80-LF	106	30.00	28.52	40	-11.48	V	PEAK	Pass	LF
168	802.11ax HE80-LF	106	-	-	-	-	-	-	-	Harmonic
169	802.11a-LF	165	30.00	28.44	40	-11.56	V	PEAK	Pass	LF
169	802.11a-LF	165	-	-	-	-	-	-	-	Harmonic
170	Co-location		5434.42	53.25	54.00	-0.75	H	AVERAGE	Pass	Band Edge
			16590.00	49.87	68.30	-18.43	V	PEAK	Pass	Harmonic
171	802.11be HE20	144	-	-	-	-	-	-	-	Band Edge
171	802.11be HE20	144	17160.00	48.81	68.30	-19.49	V	PEAK	Pass	Harmonic

Mode	1	
	Band Edge	
	U-NII-1_5.15-5.25_802.11a_CH36_5180MHz	
ANT	CDD	
Pol.	Horizontal	Fundamental
Peak	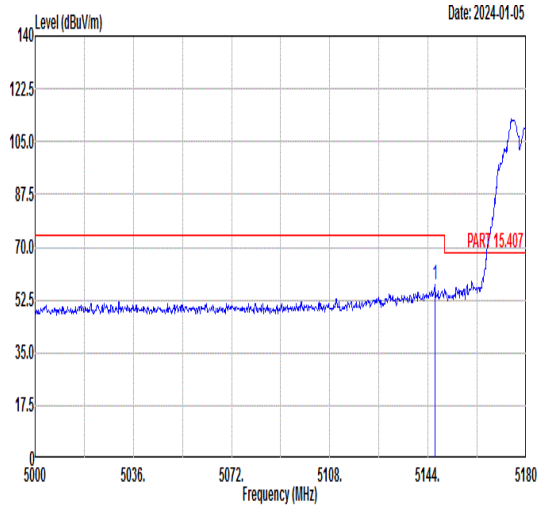 Freq Level Limit Line Margin (dB) Read Level Ant Factor Cable Loss Preamp Factor APos TPos Remark MHz dBuV/m dBuV/m dBuV dB/m dB dB cm deg 1 5146.52 57.50 74.00 -16.50 45.35 36.11 8.53 32.49 348 260 PEAK	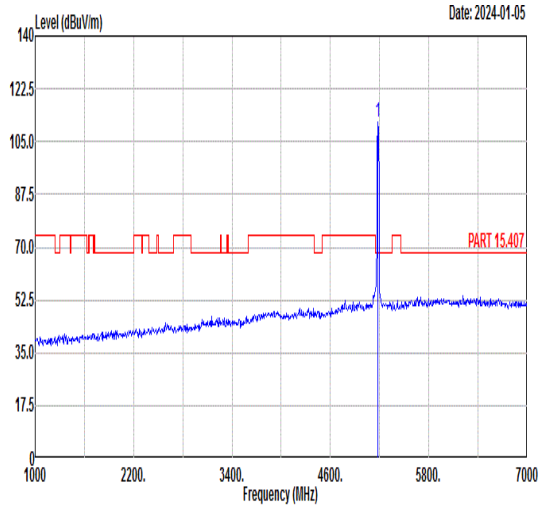 Freq Level Limit Line Margin (dB) Read Level Ant Factor Cable Loss Preamp Factor APos TPos Remark MHz dBuV/m dBuV/m dBuV dB/m dB dB cm deg 1 5180.00 111.34 ------ ------ 99.12 36.09 8.58 32.45 348 260 PEAK
Avg	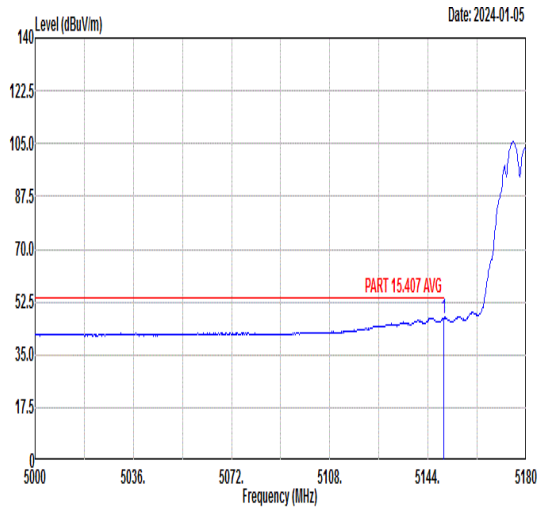 Freq Level Limit Line Margin (dB) Read Level Ant Factor Cable Loss Preamp Factor APos TPos Remark MHz dBuV/m dBuV/m dBuV dB/m dB dB cm deg 1 5149.76 47.27 54.00 -6.73 35.11 36.11 8.54 32.49 348 260 AVERAGE	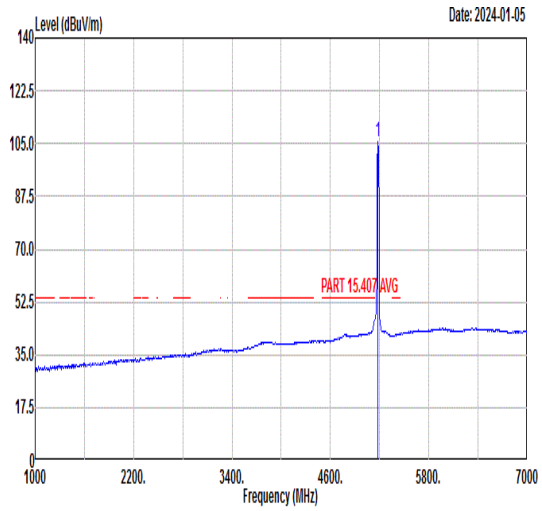 Freq Level Limit Line Margin (dB) Read Level Ant Factor Cable Loss Preamp Factor APos TPos Remark MHz dBuV/m dBuV/m dBuV dB/m dB dB cm deg 1 5180.00 105.47 ------ ------ 93.25 36.09 8.58 32.45 348 260 AVERAGE

Mode	1	
	Band Edge	
	U-NII-1_5.15-5.25_802.11a_CH36_5180MHz	
ANT	CDD	
Pol.	Vertical	Fundamental
Peak	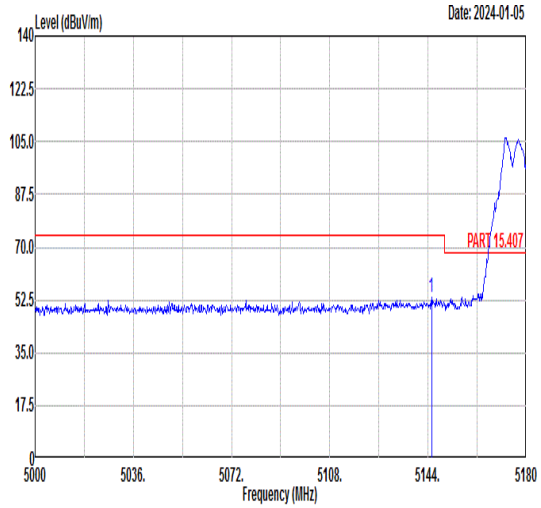 Freq Level Limit Line Margin (dB) Read Level Ant Factor Cable Loss Preamp Factor APos TPos Remark MHz dBuV/m dBuV/m dBuV dB/m dB dB cm deg 1 5145.26 53.46 74.00 -20.54 41.32 36.11 8.53 32.50 375 173 PEAK	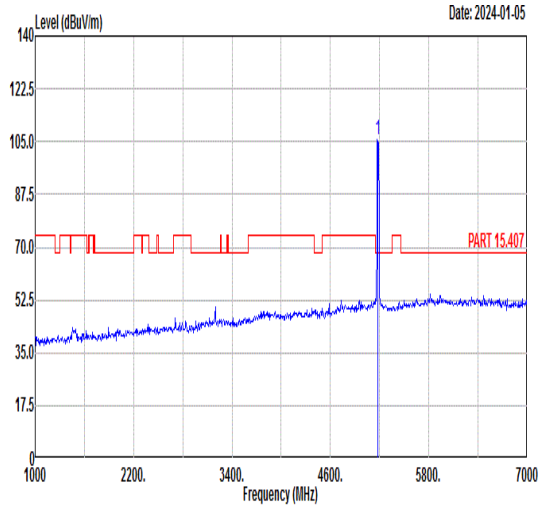 Freq Level Limit Line Margin (dB) Read Level Ant Factor Cable Loss Preamp Factor APos TPos Remark MHz dBuV/m dBuV/m dBuV dB/m dB dB cm deg 1 5180.00 105.50 ------ ------ 93.29 36.10 8.57 32.46 375 173 PEAK
Avg	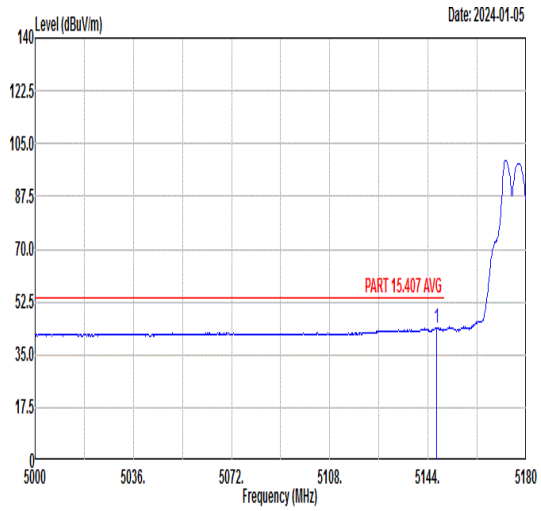 Freq Level Limit Line Margin (dB) Read Level Ant Factor Cable Loss Preamp Factor APos TPos Remark MHz dBuV/m dBuV/m dBuV dB/m dB dB cm deg 1 5147.24 43.96 54.00 -10.04 31.81 36.11 8.53 32.49 375 173 AVERAGE	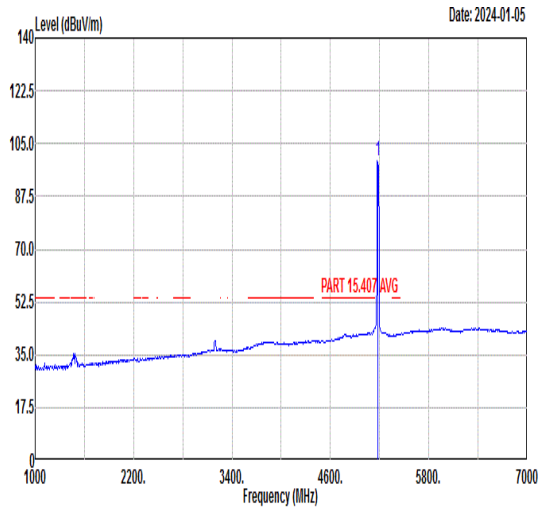 Freq Level Limit Line Margin (dB) Read Level Ant Factor Cable Loss Preamp Factor APos TPos Remark MHz dBuV/m dBuV/m dBuV dB/m dB dB cm deg 1 5180.00 99.28 ------ ------ 87.07 36.10 8.57 32.46 375 173 AVERAGE

Mode	1	
	Harmonic	
	U-NII-1_5.15-5.25_802.11a_CH36_5180MHz	
ANT	CDD	
Pol.	Horizontal	Vertical
Peak Avg	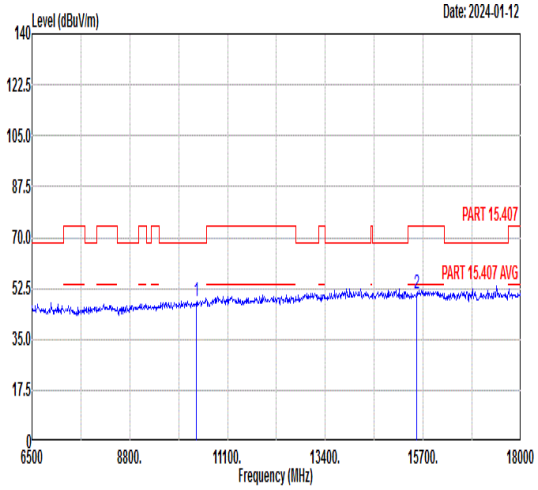 Freq Level Limit Line Margin Read Level Ant Factor Cable Loss Preamp Factor APos TPos Remark MHz dBuV/m dBuV/m dB dBuV dB/m dB dB cm deg 1 10360.00 48.03 68.30 -20.27 60.89 38.74 12.06 63.66 148 360 Peak 2 15540.00 50.61 74.00 -23.39 59.29 40.73 14.58 63.99 148 360 Peak	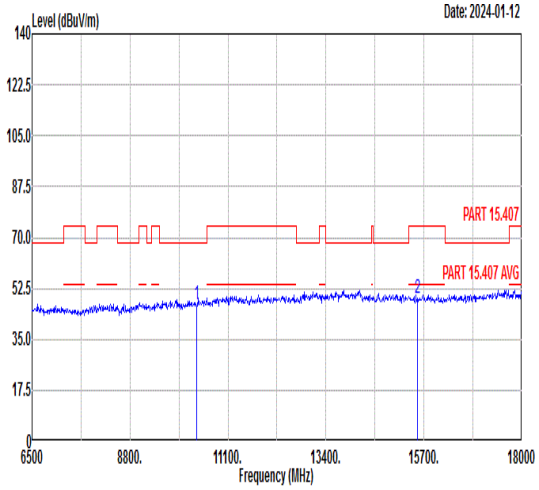 Freq Level Limit Line Margin Read Level Ant Factor Cable Loss Preamp Factor APos TPos Remark MHz dBuV/m dBuV/m dB dBuV dB/m dB dB cm deg 1 10360.00 46.90 68.30 -21.40 59.76 38.74 12.06 63.66 152 0 Peak 2 15540.00 49.05 74.00 -24.95 57.73 40.73 14.58 63.99 152 0 Peak

Mode	2	
	Harmonic	
	U-NII-1_5.15-5.25_802.11a_CH44_5220MHz	
ANT	CDD	
Pol.	Horizontal	Vertical
Peak Avg	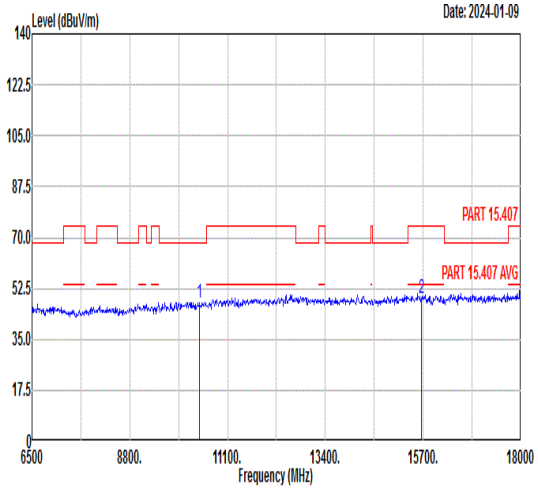 Freq Level Limit Line Margin Read Level Ant Factor Cable Loss Preamp Factor APos TPos Remark MHz dBuV/m dBuV/m dB dBuV dB/m dB dB cm deg 1 10440.00 47.47 68.30 -20.83 60.20 38.78 12.12 63.63 --- --- Peak 2 15660.00 49.27 74.00 -24.73 57.83 40.83 14.64 64.03 --- --- Peak	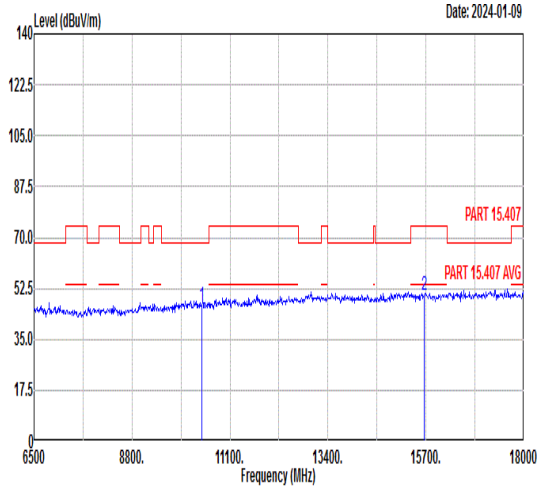 Freq Level Limit Line Margin Read Level Ant Factor Cable Loss Preamp Factor APos TPos Remark MHz dBuV/m dBuV/m dB dBuV dB/m dB dB cm deg 1 10440.00 46.68 68.30 -21.62 59.41 38.78 12.12 63.63 --- --- Peak 2 15660.00 50.26 74.00 -23.74 58.82 40.83 14.64 64.03 --- --- Peak

Mode	3	
	Harmonic	
	U-NII-1_5.15-5.25_802.11a_CH48_5240MHz	
ANT	CDD	
Pol.	Horizontal	Vertical
Peak Avg	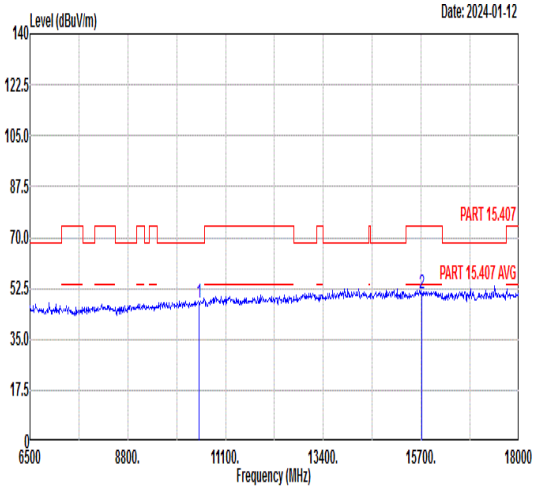 Freq Level Limit Line Margin Read Level Ant Factor Cable Loss Preamp Factor APos TPos Remark MHz dBuV/m dBuV/m dB dBuV dB/m dB dB cm deg 1 10480.00 47.55 68.30 -20.75 60.22 38.79 12.15 63.61 --- --- Peak 2 15720.00 50.86 74.00 -23.14 59.37 40.88 14.66 64.05 --- --- Peak	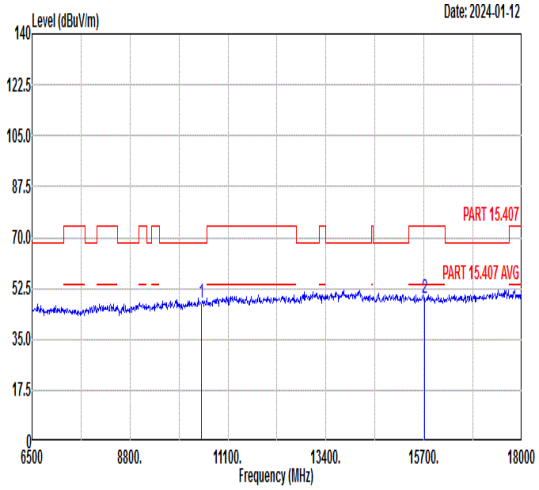 Freq Level Limit Line Margin Read Level Ant Factor Cable Loss Preamp Factor APos TPos Remark MHz dBuV/m dBuV/m dB dBuV dB/m dB dB cm deg 1 10480.00 47.75 68.30 -20.55 60.42 38.79 12.15 63.61 --- --- Peak 2 15720.00 49.30 74.00 -24.70 57.81 40.88 14.66 64.05 --- --- Peak

Mode	4	
	Harmonic	
	U-NII-2A_5.25-5.35_802.11a_CH52_5260MHz	
ANT	CDD	
Pol.	Horizontal	Vertical
Peak Avg	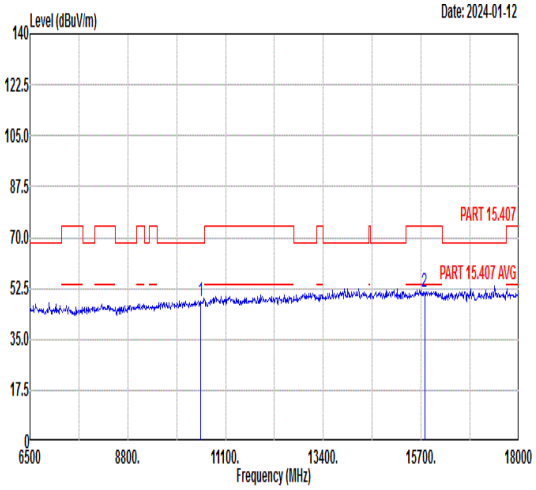 Freq Level Limit Line Margin Read Level Ant Factor Cable Loss Preamp Factor APos TPos Remark MHz dBuV/m dBuV/m dB dBuV dB/m dB dB cm deg 1 10520.00 47.94 68.30 -20.36 60.55 38.81 12.18 63.60 --- --- Peak 2 15780.00 51.20 74.00 -22.80 59.66 40.92 14.69 64.07 --- --- Peak	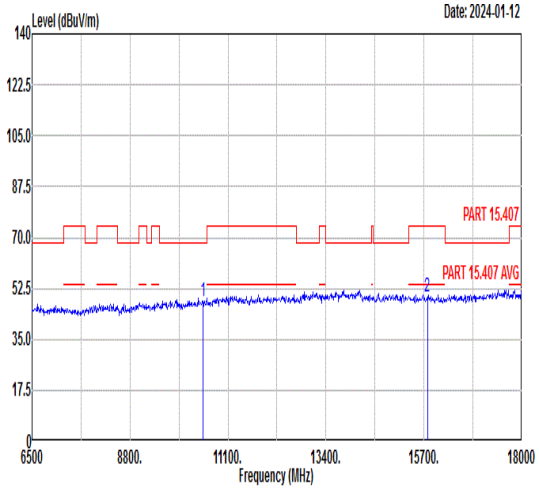 Freq Level Limit Line Margin Read Level Ant Factor Cable Loss Preamp Factor APos TPos Remark MHz dBuV/m dBuV/m dB dBuV dB/m dB dB cm deg 1 10520.00 47.83 68.30 -20.47 60.44 38.81 12.18 63.60 --- --- Peak 2 15780.00 49.71 74.00 -24.29 58.17 40.92 14.69 64.07 --- --- Peak

Mode	5	
	Harmonic	
	U-NII-2A_5.25-5.35_802.11a_CH60_5300MHz	
ANT	CDD	
Pol.	Horizontal	Vertical
Peak Avg	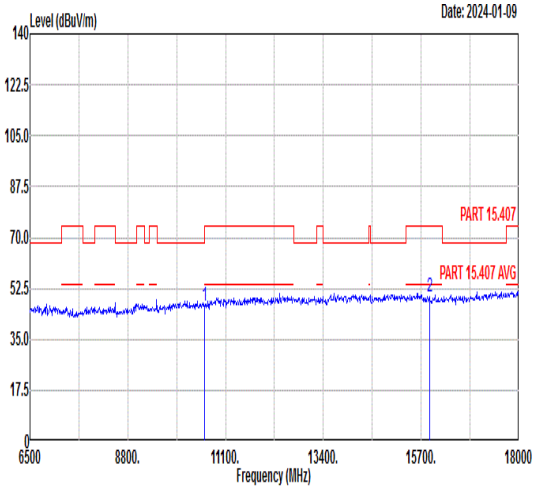 Freq Level Limit Line Margin Read Level Ant Factor Cable Loss Preamp Factor APos TPos Remark MHz dBuV/m dBuV/m dB dBuV dB/m dB dB cm deg 1 10600.00 46.32 74.00 -27.68 58.82 38.84 12.23 63.57 --- --- Peak 2 15900.00 49.57 74.00 -24.43 57.91 41.02 14.75 64.11 --- --- Peak	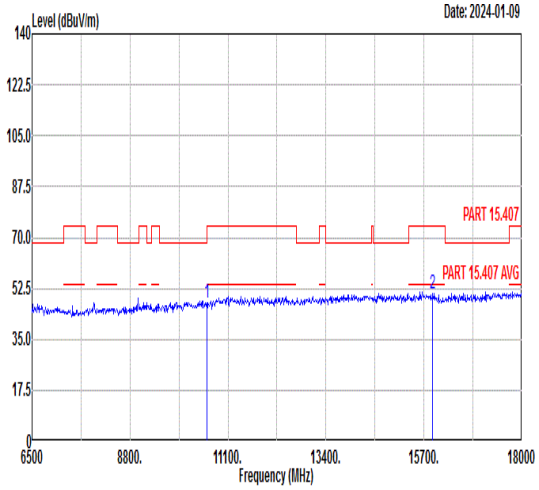 Freq Level Limit Line Margin Read Level Ant Factor Cable Loss Preamp Factor APos TPos Remark MHz dBuV/m dBuV/m dB dBuV dB/m dB dB cm deg 1 10600.00 47.57 74.00 -26.43 60.07 38.84 12.23 63.57 --- --- Peak 2 15900.00 50.48 74.00 -23.52 58.82 41.02 14.75 64.11 --- --- Peak

Mode	6	
	Band Edge	
	U-NII-2A_5.25-5.35_802.11a_CH64_5320MHz	
ANT	CDD	
Pol.	Horizontal	Fundamental
Peak	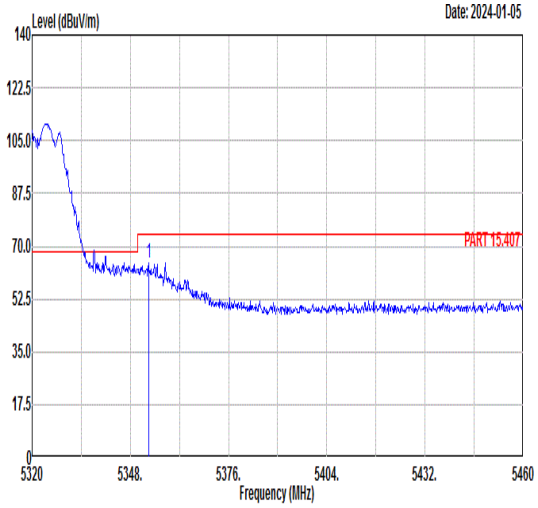 Freq Level Limit Line Margin (dB) Read Level Ant Factor Cable Loss Preamp Factor APos TPos Remark MHz dBuV/m dBuV/m dBuV dB/m dB dB cm deg 1 5353.18 64.32 74.00 -9.68 51.16 35.99 9.38 32.21 400 92 PEAK	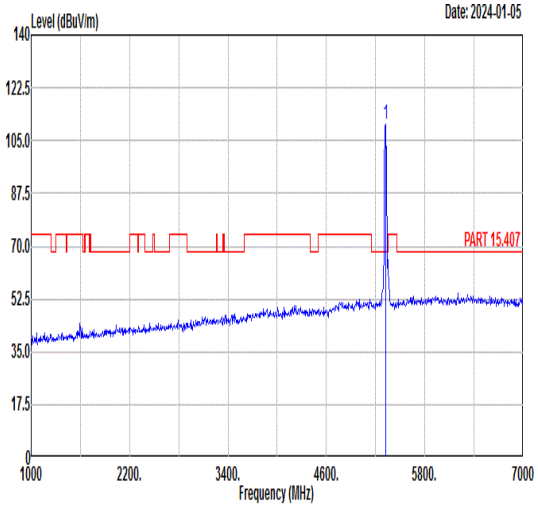 Freq Level Limit Line Margin (dB) Read Level Ant Factor Cable Loss Preamp Factor APos TPos Remark MHz dBuV/m dBuV/m dBuV dB/m dB dB cm deg 1 5320.00 110.46 ------ ------ 97.49 36.01 9.21 32.25 400 92 PEAK
Avg	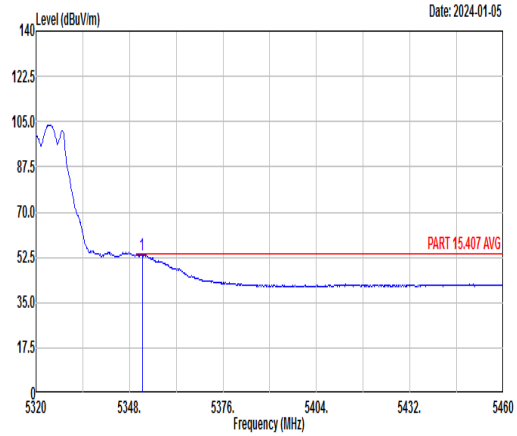 Freq Level Limit Line Margin (dB) Read Level Ant Factor Cable Loss Preamp Factor APos TPos Remark MHz dBuV/m dBuV/m dBuV dB/m dB dB cm deg 1 5351.78 53.37 54.00 -0.63 40.22 35.99 9.37 32.21 400 92 AVERAGE	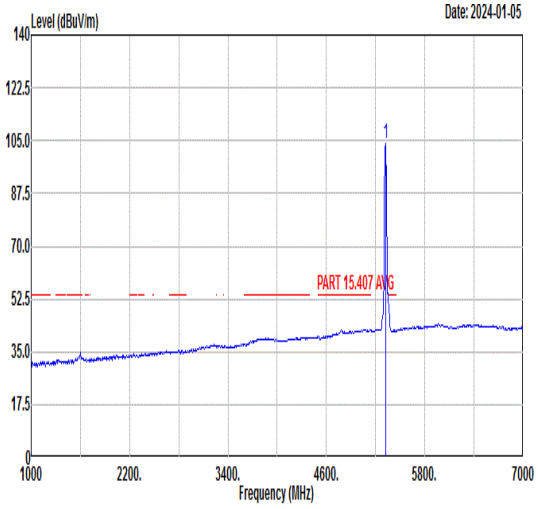 Freq Level Limit Line Margin (dB) Read Level Ant Factor Cable Loss Preamp Factor APos TPos Remark MHz dBuV/m dBuV/m dBuV dB/m dB dB cm deg 1 5320.00 104.12 ------ ------ 91.12 36.00 9.24 32.24 400 92 AVERAGE

Mode	6	
	Band Edge	
	U-NII-2A_5.25-5.35_802.11a_CH64_5320MHz	
ANT	CDD	
Pol.	Vertical	Fundamental
Peak	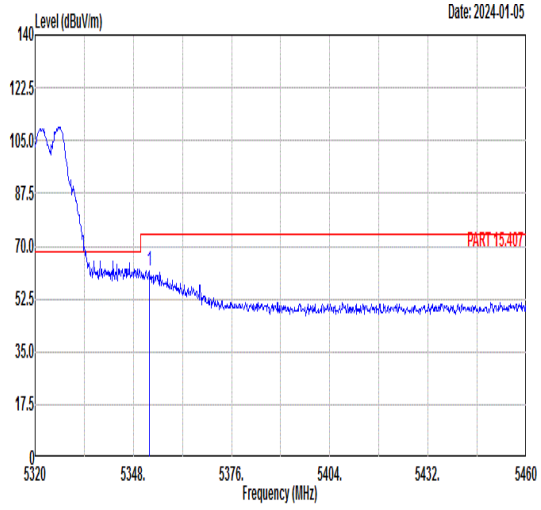 Freq Level Limit Line Margin (dB) Read Level Ant Factor Cable Loss Preamp Factor APos TPos Remark 1 5352.48 61.94 74.00 -12.06 48.78 35.99 9.38 32.21 323 184 PEAK	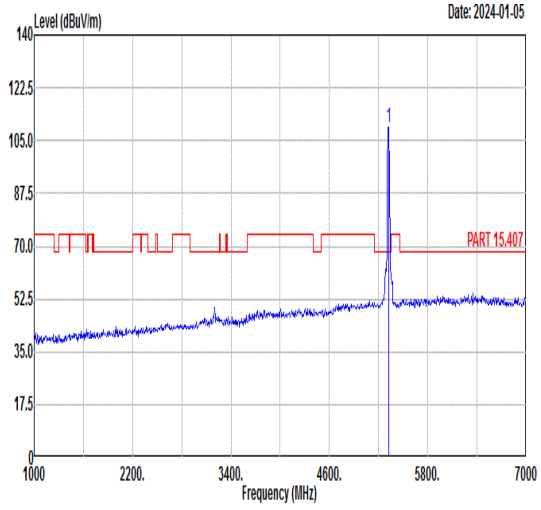 Freq Level Limit Line Margin (dB) Read Level Ant Factor Cable Loss Preamp Factor APos TPos Remark 1 5320.00 109.32 ------ ------ 96.35 36.01 9.21 32.25 323 184 PEAK
Avg	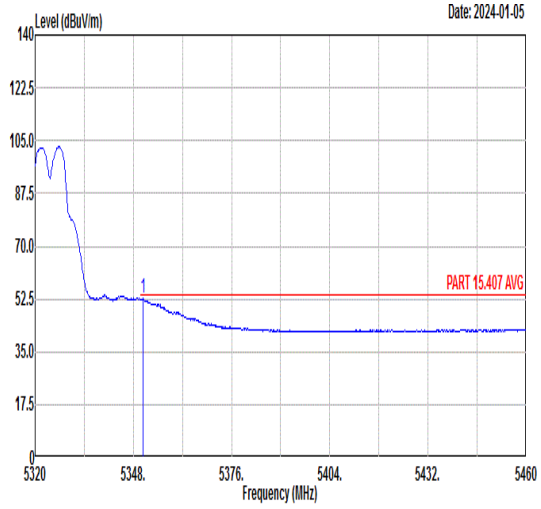 Freq Level Limit Line Margin (dB) Read Level Ant Factor Cable Loss Preamp Factor APos TPos Remark 1 5350.66 52.67 54.00 -1.33 39.52 35.99 9.37 32.21 323 184 AVERAGE	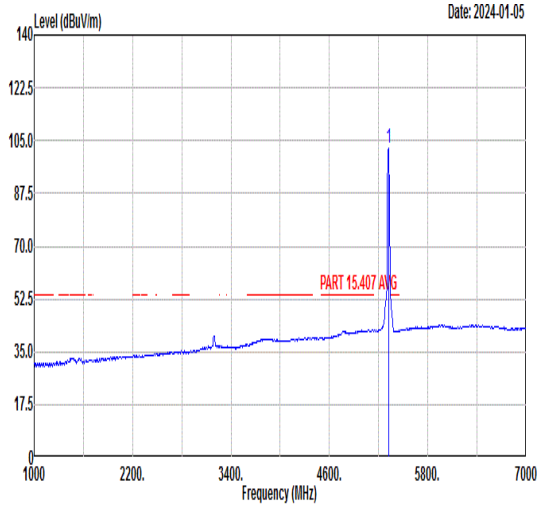 Freq Level Limit Line Margin (dB) Read Level Ant Factor Cable Loss Preamp Factor APos TPos Remark 1 5320.00 102.72 ------ ------ 89.72 36.00 9.24 32.24 323 184 AVERAGE

Mode	6	
	Harmonic	
	U-NII-2A_5.25-5.35_802.11a_CH64_5320MHz	
ANT	CDD	
Pol.	Horizontal	Vertical
Peak Avg	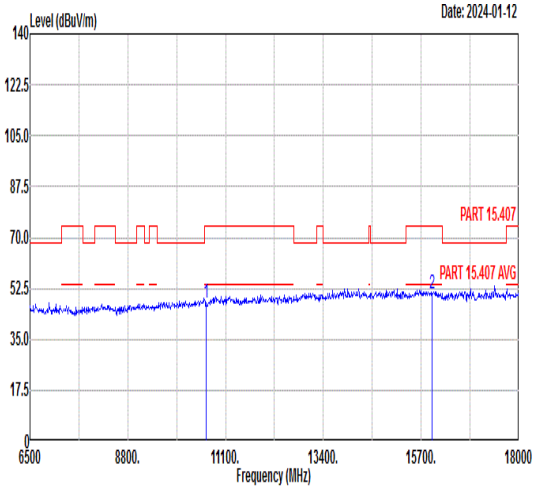 Freq Level Limit Line Margin Read Level Ant Factor Cable Loss Preamp Factor APos TPos Remark MHz dBuV/m dBuV/m dB dBuV dB/m dB dB cm deg 1 10640.00 47.68 74.00 -26.32 60.11 38.86 12.26 63.55 --- --- Peak 2 15960.00 50.65 74.00 -23.35 58.94 41.07 14.77 64.13 --- --- Peak	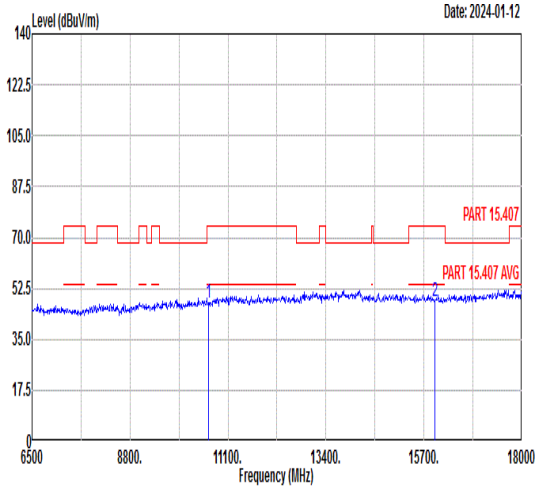 Freq Level Limit Line Margin Read Level Ant Factor Cable Loss Preamp Factor APos TPos Remark MHz dBuV/m dBuV/m dB dBuV dB/m dB dB cm deg 1 10640.00 47.47 74.00 -26.53 59.90 38.86 12.26 63.55 --- --- Peak 2 15960.00 48.31 74.00 -25.69 56.60 41.07 14.77 64.13 --- --- Peak

Mode	7	
	Band Edge	
	U-NII-2C_5.47-5.725_802.11a_CH100_5500MHz	
ANT	CDD	
Pol.	Horizontal	Fundamental
Peak	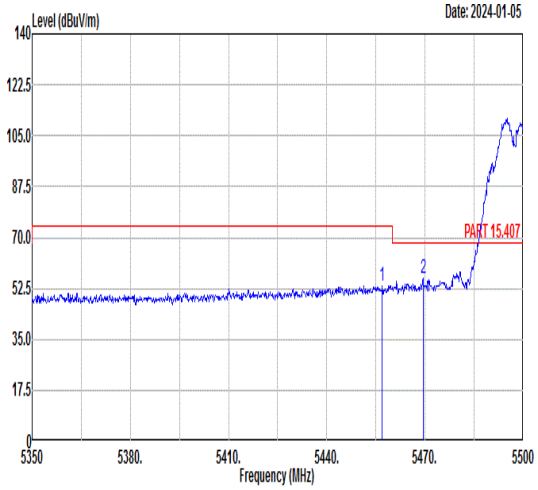 Freq Level Limit Line Margin (dB) Read Level Ant Factor Cable Loss Preamp Factor APos TPos Remark MHz dBuV/m dBuV/m dBuV dB/m dB dB cm deg 1 5456.95 53.21 74.00 -20.79 39.65 35.93 9.69 32.06 100 212 PEAK 2 5469.40 55.76 68.30 -12.54 42.19 35.92 9.69 32.04 100 212 PEAK	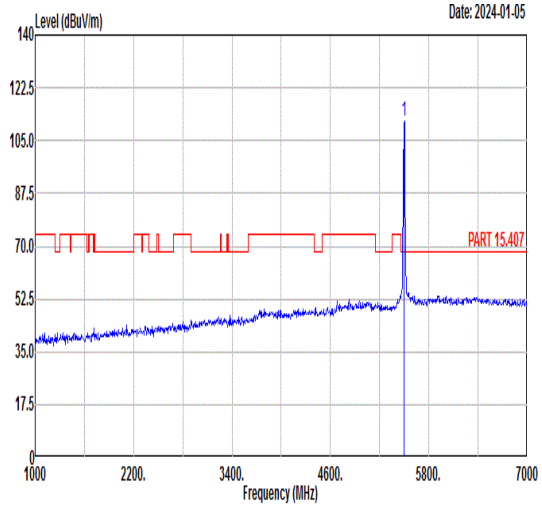 Freq Level Limit Line Margin (dB) Read Level Ant Factor Cable Loss Preamp Factor APos TPos Remark MHz dBuV/m dBuV/m dBuV dB/m dB dB cm deg 1 5500.00 111.47 ------ ------ 97.86 35.91 9.71 32.01 100 212 PEAK
Avg	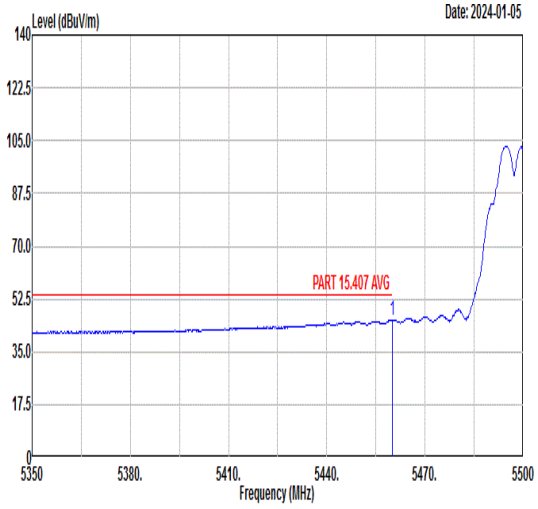 Freq Level Limit Line Margin (dB) Read Level Ant Factor Cable Loss Preamp Factor APos TPos Remark MHz dBuV/m dBuV/m dBuV dB/m dB dB cm deg 1 5459.95 45.41 54.00 -8.59 31.86 35.92 9.69 32.06 100 212 AVERAGE	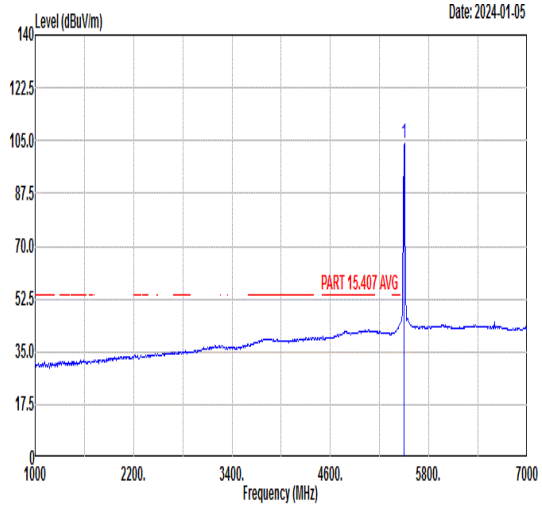 Freq Level Limit Line Margin (dB) Read Level Ant Factor Cable Loss Preamp Factor APos TPos Remark MHz dBuV/m dBuV/m dBuV dB/m dB dB cm deg 1 5500.00 104.10 ------ ------ 90.49 35.91 9.71 32.01 100 212 AVERAGE

Mode	7	
	Band Edge	
	U-NII-2C_5.47-5.725_802.11a_CH100_5500MHz	
ANT	CDD	
Pol.	Vertical	Fundamental
Peak	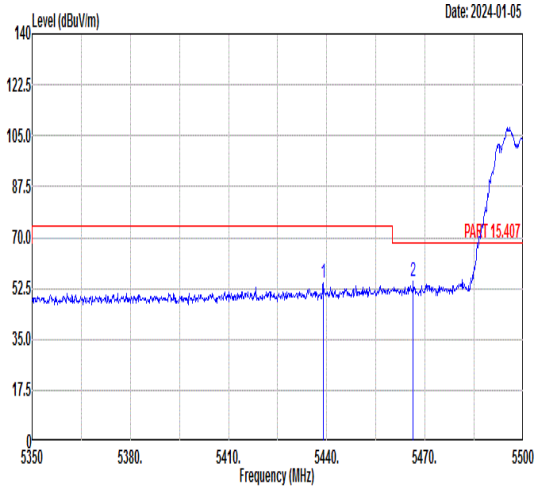 Freq Level Limit Line Margin (dB) Read Level Ant Factor Cable Loss Preamp Factor APos TPos Remark MHz dBuV/m dBuV/m dBuV dB/m dB dB cm deg 1 5438.95 54.54 74.00 -19.46 41.01 35.94 9.68 32.09 312 194 PEAK 2 5466.40 54.72 68.30 -13.58 41.16 35.92 9.69 32.05 312 194 PEAK	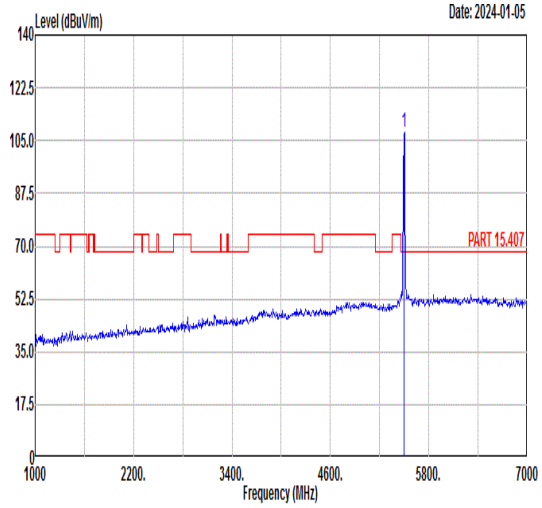 Freq Level Limit Line Margin (dB) Read Level Ant Factor Cable Loss Preamp Factor APos TPos Remark MHz dBuV/m dBuV/m dBuV dB/m dB dB cm deg 1 5500.00 107.81 ------ ------ 94.20 35.91 9.71 32.01 312 194 PEAK
Avg	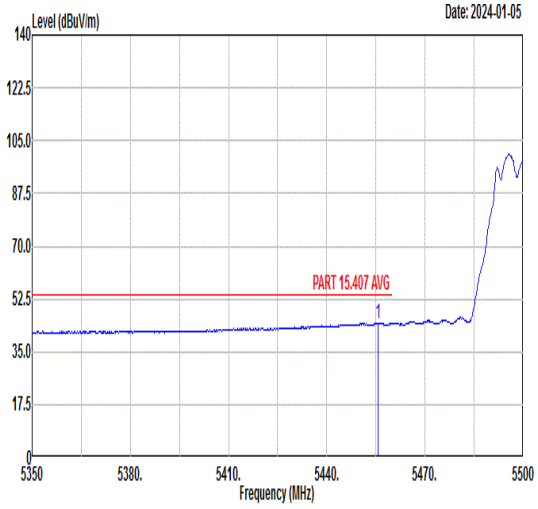 Freq Level Limit Line Margin (dB) Read Level Ant Factor Cable Loss Preamp Factor APos TPos Remark MHz dBuV/m dBuV/m dBuV dB/m dB dB cm deg 1 5455.75 44.51 54.00 -9.49 30.95 35.93 9.69 32.06 312 194 AVERAGE	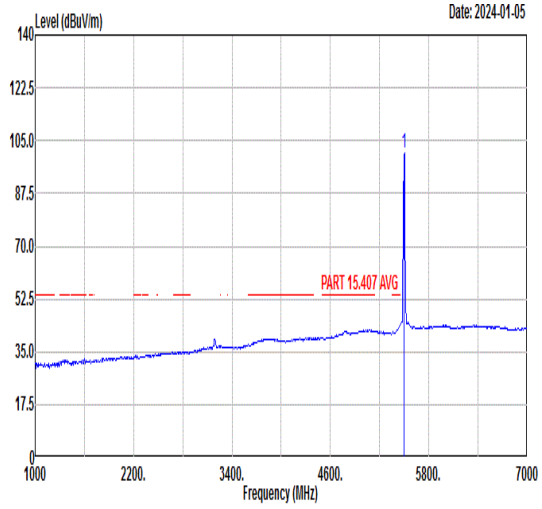 Freq Level Limit Line Margin (dB) Read Level Ant Factor Cable Loss Preamp Factor APos TPos Remark MHz dBuV/m dBuV/m dBuV dB/m dB dB cm deg 1 5500.00 100.81 ------ ------ 87.20 35.91 9.71 32.01 312 194 AVERAGE

Mode	7	
	Harmonic	
	U-NII-2C_5.47-5.725_802.11a_CH100_5500MHz	
ANT	CDD	
Pol.	Horizontal	Vertical
Peak Avg	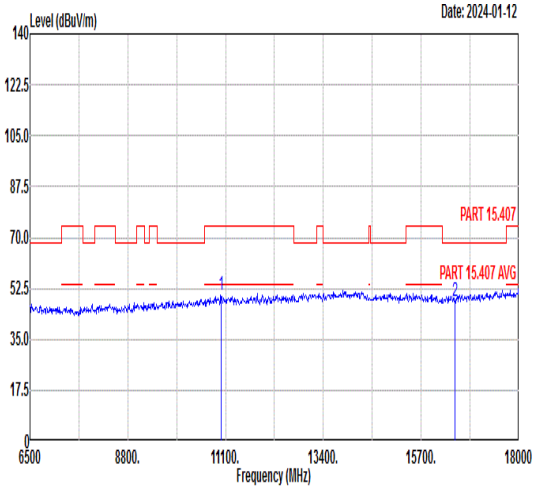 Freq Level Limit Line Margin Read Level Ant Factor Cable Loss Preamp Factor APos TPos Remark MHz dBuV/m dBuV/m dB dBuV dB/m dB dB cm deg 1 11000.00 49.99 74.00 -24.01 61.89 39.00 12.52 63.42 --- --- Peak 2 16500.00 48.24 68.30 -20.06 56.38 41.35 15.17 64.66 --- --- Peak	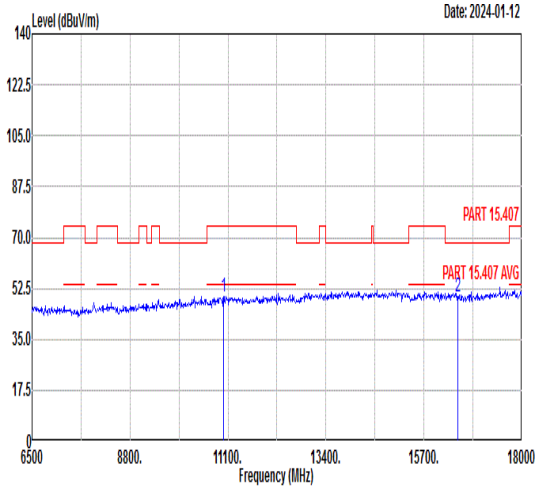 Freq Level Limit Line Margin Read Level Ant Factor Cable Loss Preamp Factor APos TPos Remark MHz dBuV/m dBuV/m dB dBuV dB/m dB dB cm deg 1 11000.00 49.81 74.00 -24.19 61.71 39.00 12.52 63.42 --- --- Peak 2 16500.00 49.48 68.30 -18.82 57.62 41.35 15.17 64.66 --- --- Peak

Mode	8	
	Harmonic	
	U-NII-2C_5.47-5.725_802.11a_CH116_5580MHz	
ANT	CDD	
Pol.	Horizontal	Vertical
Peak Avg	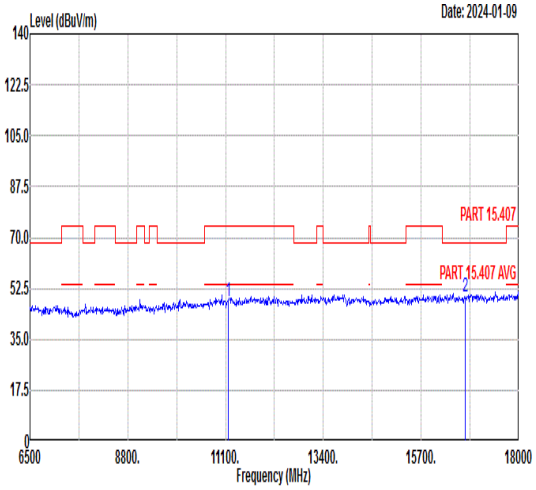 Freq Level Limit Line Margin Read Level Ant Factor Cable Loss Preamp Factor APos TPos Remark MHz dBuV/m dBuV/m dB dBuV dB/m dB dB cm deg 1 11160.00 48.24 74.00 -25.76 59.97 39.06 12.64 63.43 --- --- Peak 2 16740.00 49.65 68.30 -18.65 57.74 41.47 15.35 64.91 --- --- Peak	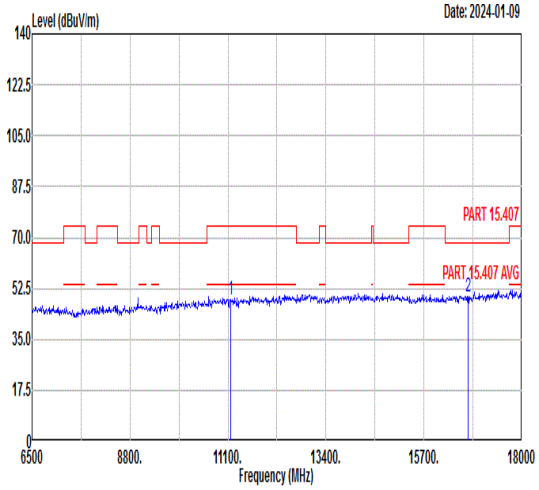 Freq Level Limit Line Margin Read Level Ant Factor Cable Loss Preamp Factor APos TPos Remark MHz dBuV/m dBuV/m dB dBuV dB/m dB dB cm deg 1 11160.00 48.76 74.00 -25.24 60.49 39.06 12.64 63.43 --- --- Peak 2 16740.00 49.85 68.30 -18.45 57.94 41.47 15.35 64.91 --- --- Peak

Mode	9	
	Band Edge	
	U-NII-2C_5.47-5.725_802.11a_CH140_5700MHz	
ANT	CDD	
Pol.	Horizontal	Fundamental
Peak	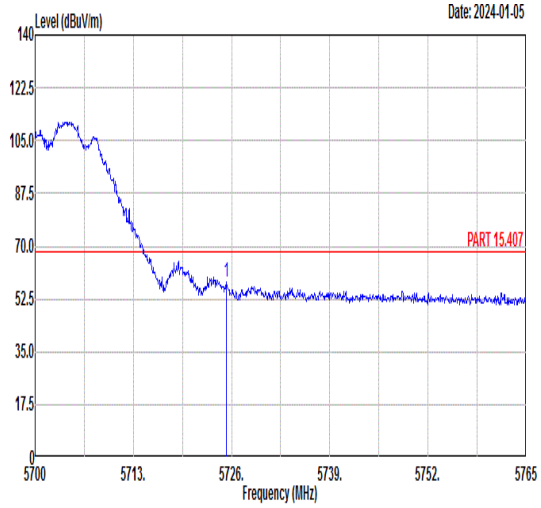 Freq Level Limit Line Margin (dB) Read Level Ant Factor Cable Loss Preamp Factor APos TPos Remark 1 5725.35 58.37 68.30 -9.93 44.36 36.22 10.02 32.23 100 252 PEAK	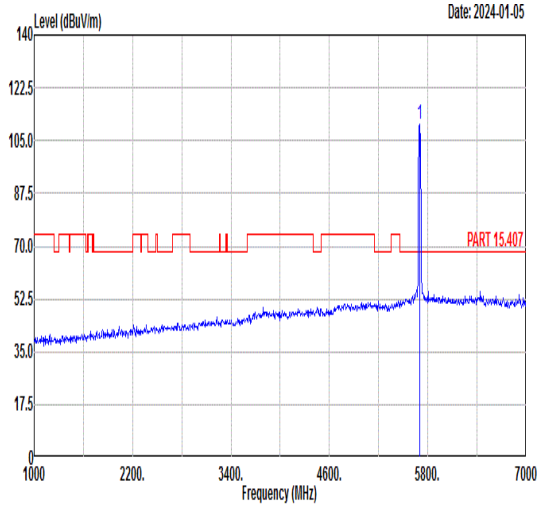 Freq Level Limit Line Margin (dB) Read Level Ant Factor Cable Loss Preamp Factor APos TPos Remark 1 5700.00 110.50 ------ ------ 96.54 36.19 9.97 32.20 100 252 PEAK
Avg	Blank	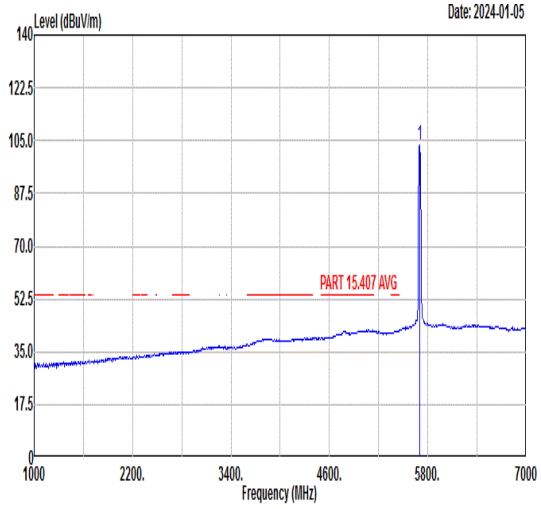 Freq Level Limit Line Margin (dB) Read Level Ant Factor Cable Loss Preamp Factor APos TPos Remark 1 5700.00 103.74 ------ ------ 89.78 36.19 9.97 32.20 100 252 AVERAGE

Mode	9	
	Band Edge	
	U-NII-2C_5.47-5.725_802.11a_CH140_5700MHz	
ANT	CDD	
Pol.	Vertical	Fundamental
Peak	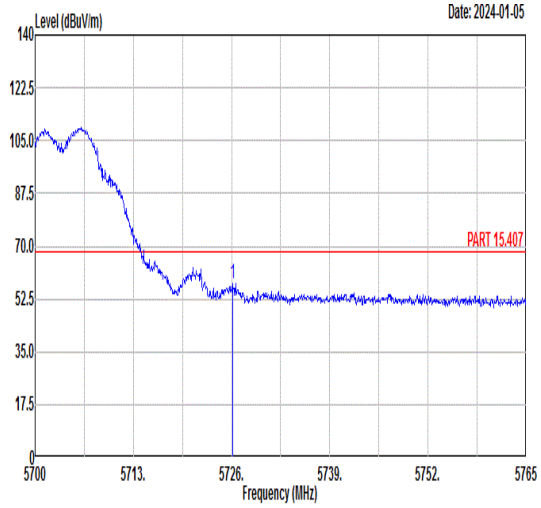 Freq Level Limit Line Margin (dB) Read Level Ant Factor Cable Loss Preamp Factor APos TPos Remark 1 5726.13 57.35 68.30 -10.95 43.34 36.22 10.02 32.23 392 184 PEAK	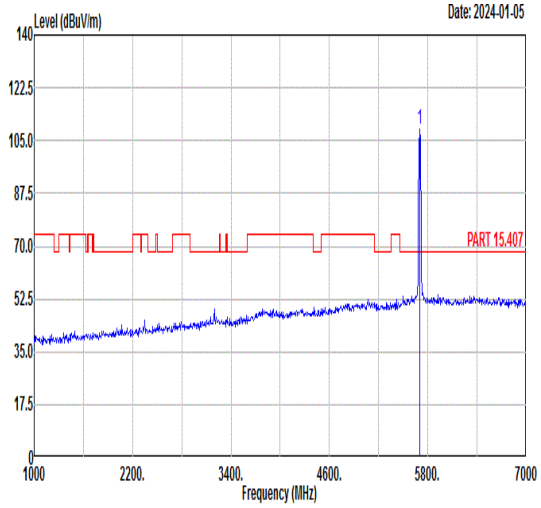 Freq Level Limit Line Margin (dB) Read Level Ant Factor Cable Loss Preamp Factor APos TPos Remark 1 5700.00 108.80 ------ ------ 94.84 36.19 9.97 32.20 392 184 PEAK
Avg	Blank	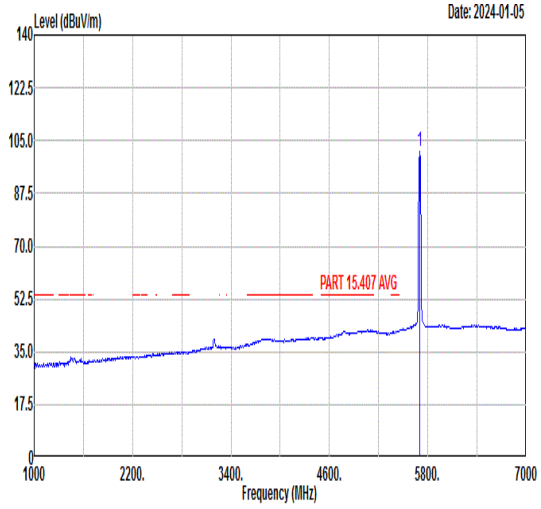 Freq Level Limit Line Margin (dB) Read Level Ant Factor Cable Loss Preamp Factor APos TPos Remark 1 5700.00 101.23 ------ ------ 87.27 36.19 9.97 32.20 392 184 AVERAGE

Mode	9	
	Harmonic	
	U-NII-2C_5.47-5.725_802.11a_CH140_5700MHz	
ANT	CDD	
Pol.	Horizontal	Vertical
Peak Avg	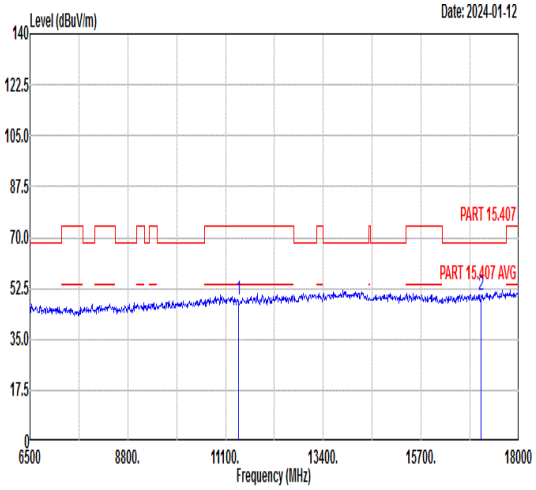 Freq Level Limit Line Margin Read Level Ant Factor Cable Loss Preamp Factor APos TPos Remark MHz dBuV/m dBuV/m dB dBuV dB/m dB dB cm deg 1 11400.00 48.56 74.00 -25.44 60.03 39.16 12.81 63.44 --- --- Peak 2 17100.00 50.07 68.30 -18.23 57.97 41.71 15.62 65.23 --- --- Peak	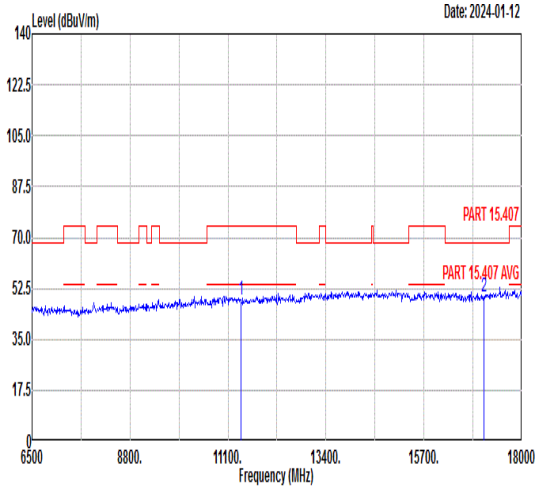 Freq Level Limit Line Margin Read Level Ant Factor Cable Loss Preamp Factor APos TPos Remark MHz dBuV/m dBuV/m dB dBuV dB/m dB dB cm deg 1 11400.00 48.70 74.00 -25.30 60.17 39.16 12.81 63.44 --- --- Peak 2 17100.00 49.60 68.30 -18.70 57.50 41.71 15.62 65.23 --- --- Peak

Mode	10	
	Band Edge	
	U-NII-1_5.15-5.25_802.11ac VHT20_CH36_5180MHz	
ANT	CDD	
Pol.	Horizontal	Fundamental
Peak	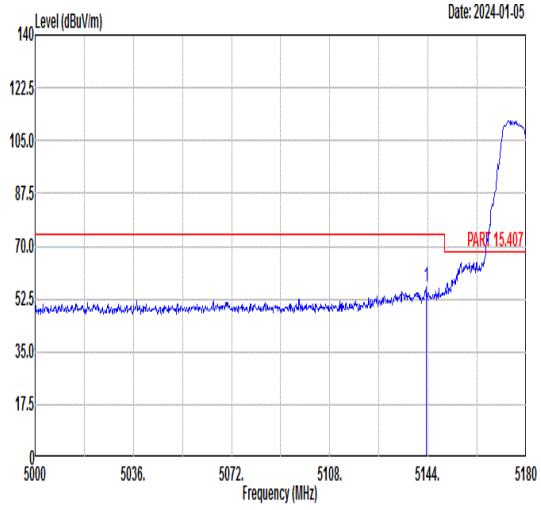 Freq Level Limit Line Margin (dB) Read Level Ant Factor Cable Loss Preamp Factor APos TPos Remark MHz dBuV/m dBuV/m dBuV dB/m dB dB cm deg 1 5143.28 56.57 74.00 -17.43 44.44 36.11 8.52 32.50 378 107 PEAK	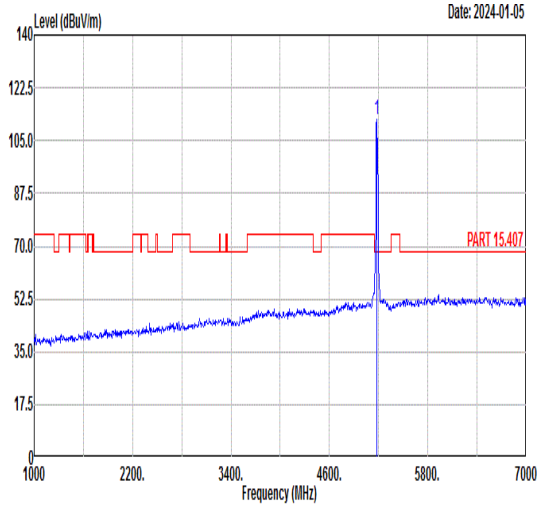 Freq Level Limit Line Margin (dB) Read Level Ant Factor Cable Loss Preamp Factor APos TPos Remark MHz dBuV/m dBuV/m dBuV dB/m dB dB cm deg 1 5180.00 111.96 ------ ------ 99.74 36.09 8.58 32.45 378 107 PEAK
Avg	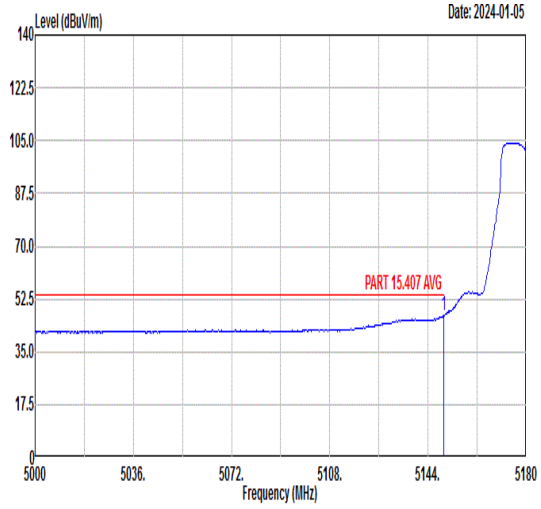 Freq Level Limit Line Margin (dB) Read Level Ant Factor Cable Loss Preamp Factor APos TPos Remark MHz dBuV/m dBuV/m dBuV dB/m dB dB cm deg 1 5149.76 47.05 54.00 -6.95 34.89 36.11 8.54 32.49 378 107 AVERAGE	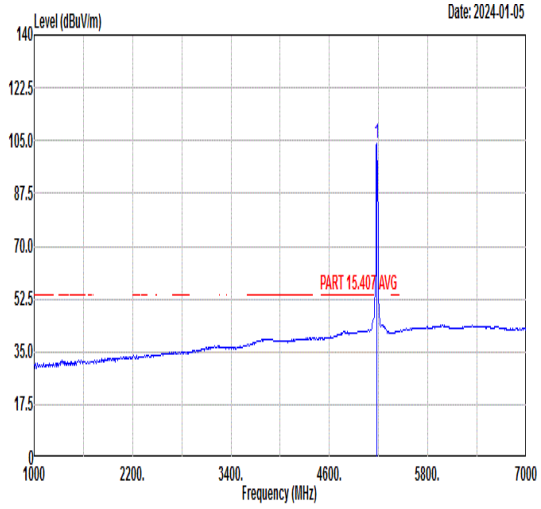 Freq Level Limit Line Margin (dB) Read Level Ant Factor Cable Loss Preamp Factor APos TPos Remark MHz dBuV/m dBuV/m dBuV dB/m dB dB cm deg 1 5180.00 104.31 ------ ------ 92.09 36.09 8.58 32.45 378 107 AVERAGE

Mode	10	
	Band Edge	
	U-NII-1_5.15-5.25_802.11ac VHT20_CH36_5180MHz	
ANT	CDD	
Pol.	Vertical	Fundamental
Peak	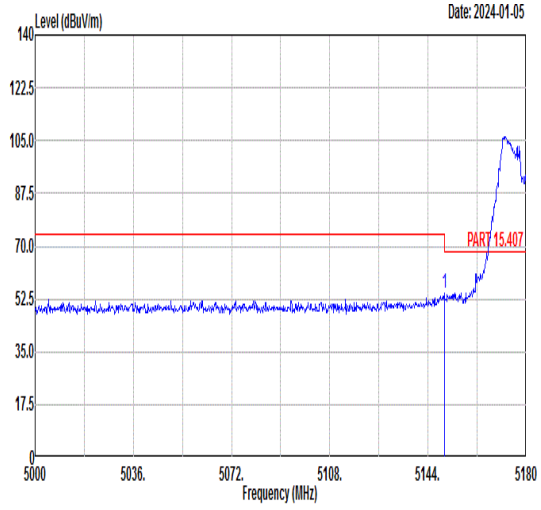 Freq Level Limit Line Margin (dB) Read Level Ant Factor Cable Loss Preamp Factor APos TPos Remark 1 5149.94 54.19 74.00 -19.81 42.03 36.11 8.54 32.49 400 176 PEAK	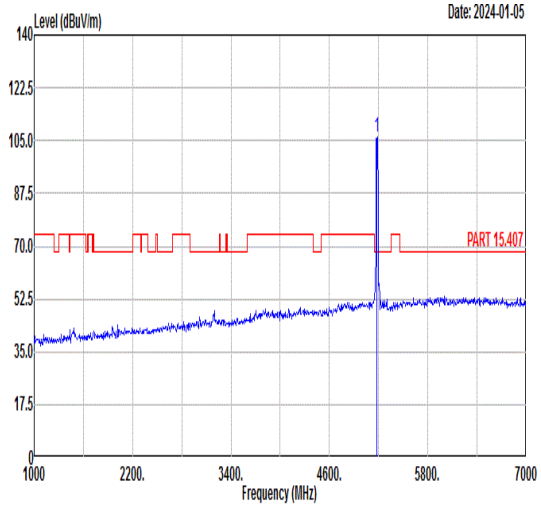 Freq Level Limit Line Margin (dB) Read Level Ant Factor Cable Loss Preamp Factor APos TPos Remark 1 5180.00 106.11 ------ ------ 93.85 36.09 8.61 32.44 400 176 PEAK
Avg	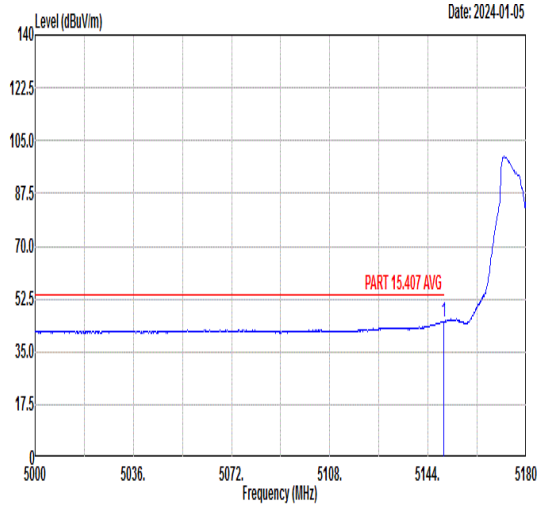 Freq Level Limit Line Margin (dB) Read Level Ant Factor Cable Loss Preamp Factor APos TPos Remark 1 5149.76 45.16 54.00 -8.84 33.00 36.11 8.54 32.49 400 176 AVERAGE	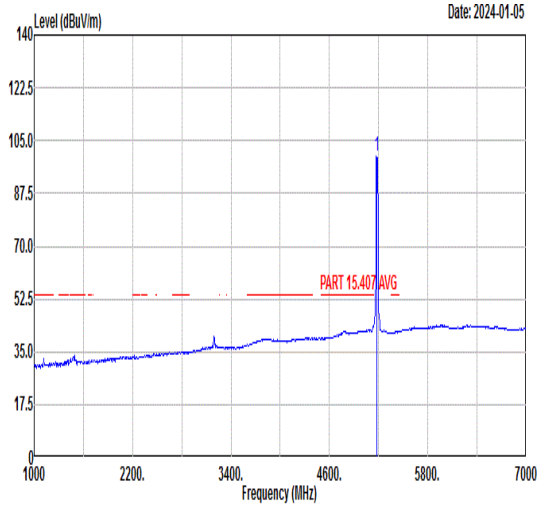 Freq Level Limit Line Margin (dB) Read Level Ant Factor Cable Loss Preamp Factor APos TPos Remark 1 5180.00 99.89 ------ ------ 87.68 36.10 8.57 32.46 400 176 AVERAGE

Mode	10	
	Harmonic	
	U-NII-1_5.15-5.25_802.11ac VHT20_CH36_5180MHz	
ANT	CDD	
Pol.	Horizontal	Vertical
Peak Avg	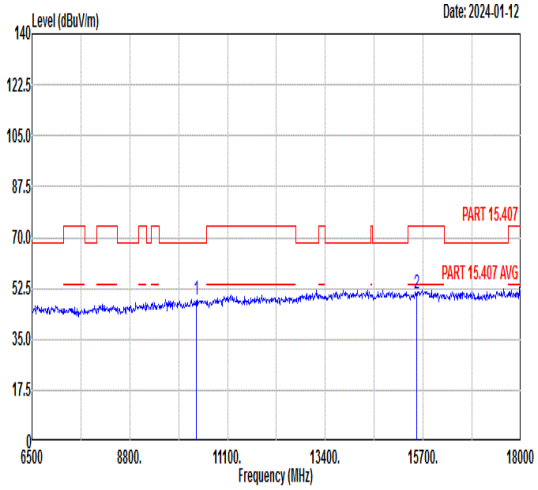 Freq Level Limit Line Margin Read Level Ant Factor Cable Loss Preamp Factor APos TPos Remark MHz dBuV/m dBuV/m dB dBuV dB/m dB dB cm deg 1 10360.00 48.62 68.30 -19.68 61.48 38.74 12.06 63.66 --- --- Peak 2 15540.00 50.96 74.00 -23.04 59.64 40.73 14.58 63.99 --- --- Peak	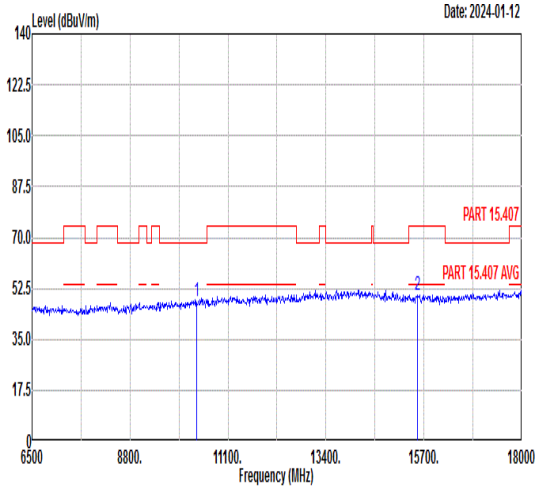 Freq Level Limit Line Margin Read Level Ant Factor Cable Loss Preamp Factor APos TPos Remark MHz dBuV/m dBuV/m dB dBuV dB/m dB dB cm deg 1 10360.00 48.21 68.30 -20.09 61.07 38.74 12.06 63.66 --- --- Peak 2 15540.00 50.06 74.00 -23.94 58.74 40.73 14.58 63.99 --- --- Peak

Mode	11	
	Harmonic	
	U-NII-1_5.15-5.25_802.11ac VHT20_CH44_5220MHz	
ANT	CDD	
Pol.	Horizontal	Vertical
Peak Avg	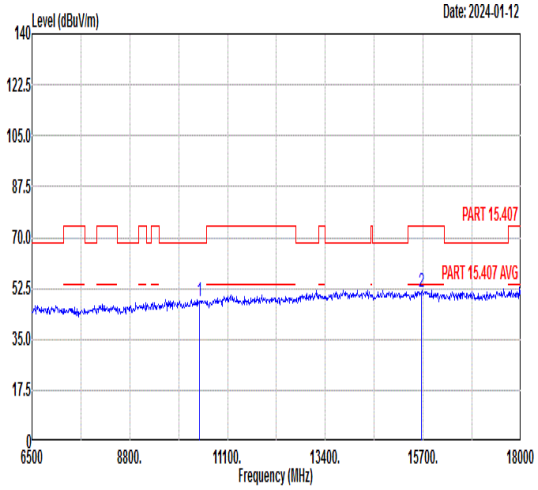 Freq Level Limit Line Margin Read Level Ant Factor Cable Loss Preamp Factor APos TPos Remark MHz dBuV/m dBuV/m dB dBuV dB/m dB dB cm deg 1 10440.00 48.16 68.30 -20.14 60.89 38.78 12.12 63.63 --- --- Peak 2 15660.00 51.10 74.00 -22.90 59.66 40.83 14.64 64.03 --- --- Peak	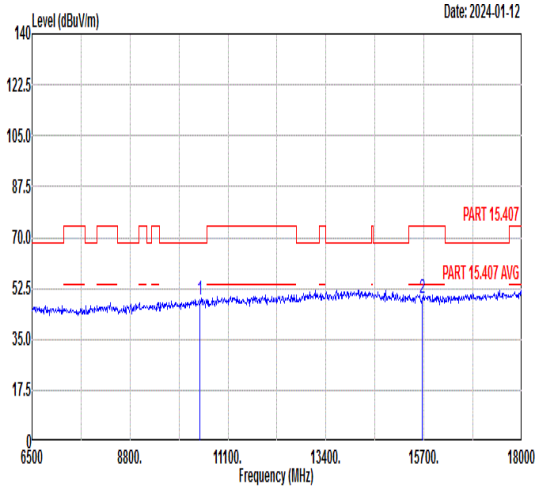 Freq Level Limit Line Margin Read Level Ant Factor Cable Loss Preamp Factor APos TPos Remark MHz dBuV/m dBuV/m dB dBuV dB/m dB dB cm deg 1 10440.00 48.74 68.30 -19.56 61.47 38.78 12.12 63.63 --- --- Peak 2 15660.00 48.89 74.00 -25.11 57.45 40.83 14.64 64.03 --- --- Peak

Mode	12	
	Harmonic	
	U-NII-1_5.15-5.25_802.11ac VHT20_CH48_5240MHz	
ANT	CDD	
Pol.	Horizontal	Vertical
Peak Avg	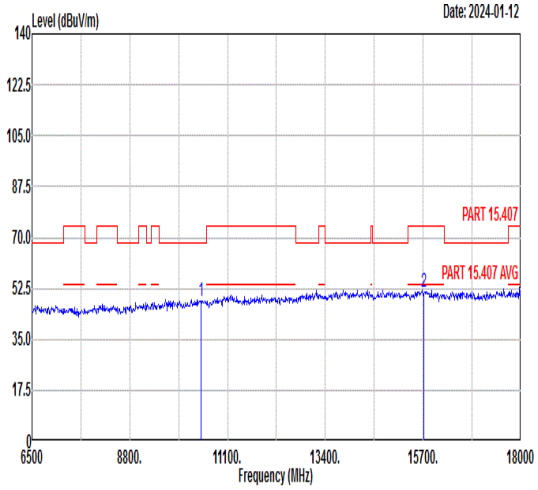 Freq Level Limit Line Margin Read Level Ant Factor Cable Loss Preamp Factor APos TPos Remark MHz dBuV/m dBuV/m dB dBuV dB/m dB dB cm deg 1 10480.00 47.83 68.30 -20.47 60.50 38.79 12.15 63.61 --- --- Peak 2 15720.00 51.03 74.00 -22.97 59.54 40.88 14.66 64.05 --- --- Peak	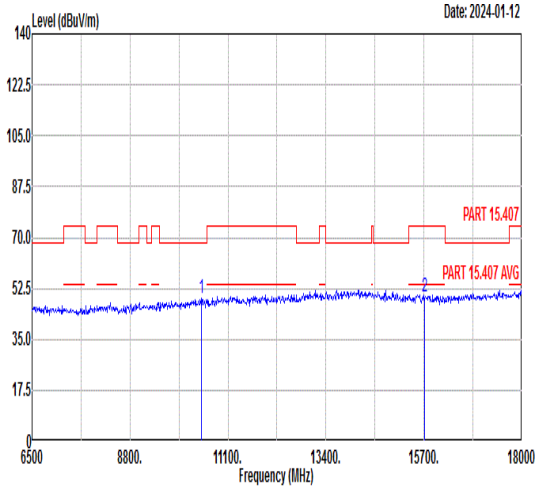 Freq Level Limit Line Margin Read Level Ant Factor Cable Loss Preamp Factor APos TPos Remark MHz dBuV/m dBuV/m dB dBuV dB/m dB dB cm deg 1 10480.00 49.01 68.30 -19.29 61.68 38.79 12.15 63.61 --- --- Peak 2 15720.00 49.64 74.00 -24.36 58.15 40.88 14.66 64.05 --- --- Peak

Mode	13	
	Harmonic	
	U-NII-2A_5.25-5.35_802.11ac VHT20_CH52_5260MHz	
ANT	CDD	
Pol.	Horizontal	Vertical
Peak Avg	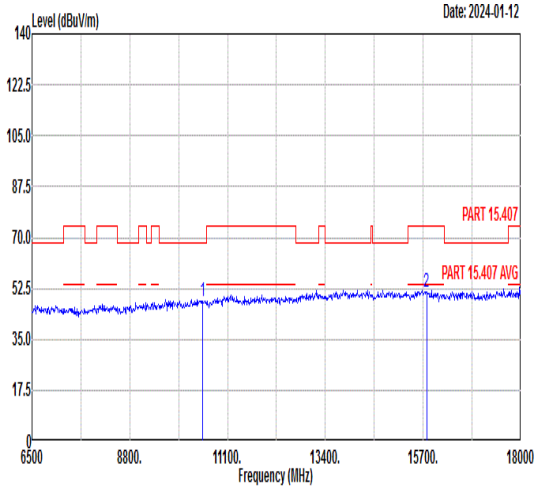 Freq Level Limit Line Margin Read Level Ant Factor Cable Loss Preamp Factor APos TPos Remark MHz dBuV/m dBuV/m dB dBuV dB/m dB dB cm deg 1 10520.00 47.94 68.30 -20.36 60.55 38.81 12.18 63.60 --- --- Peak 2 15780.00 51.37 74.00 -22.63 59.83 40.92 14.69 64.07 --- --- Peak	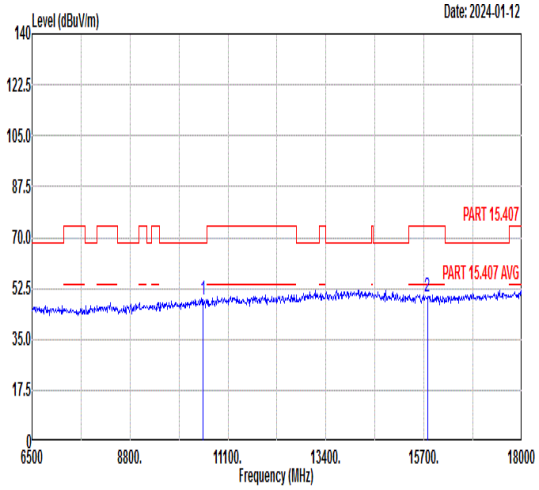 Freq Level Limit Line Margin Read Level Ant Factor Cable Loss Preamp Factor APos TPos Remark MHz dBuV/m dBuV/m dB dBuV dB/m dB dB cm deg 1 10520.00 48.56 68.30 -19.74 61.17 38.81 12.18 63.60 --- --- Peak 2 15780.00 49.48 74.00 -24.52 57.94 40.92 14.69 64.07 --- --- Peak

Mode	14	
	Harmonic	
	U-NII-2A_5.25-5.35_802.11ac VHT20_CH60_5300MHz	
ANT	CDD	
Pol.	Horizontal	Vertical
Peak Avg	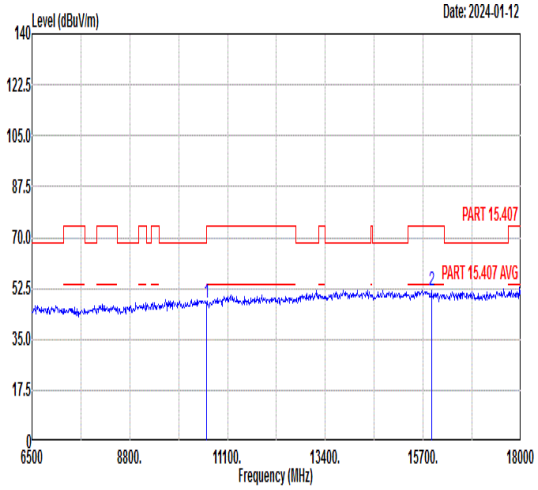 Freq Level Limit Line Margin Read Level Ant Factor Cable Loss Preamp Factor APos TPos Remark MHz dBuV/m dBuV/m dB dBuV dB/m dB dB cm deg 1 10600.00 47.56 74.00 -26.44 60.06 38.84 12.23 63.57 --- --- Peak 2 15900.00 52.00 74.00 -22.00 60.34 41.02 14.75 64.11 --- --- Peak	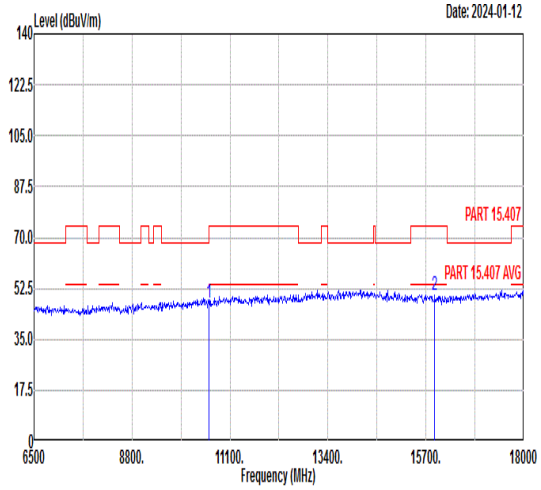 Freq Level Limit Line Margin Read Level Ant Factor Cable Loss Preamp Factor APos TPos Remark MHz dBuV/m dBuV/m dB dBuV dB/m dB dB cm deg 1 10600.00 47.67 74.00 -26.33 60.17 38.84 12.23 63.57 --- --- Peak 2 15900.00 50.24 74.00 -23.76 58.58 41.02 14.75 64.11 --- --- Peak

Mode	15	
	Band Edge	
	U-NII-2A_5.25-5.35_802.11ac VHT20_CH64_5320MHz	
ANT	CDD	
Pol.	Horizontal	Fundamental
Peak	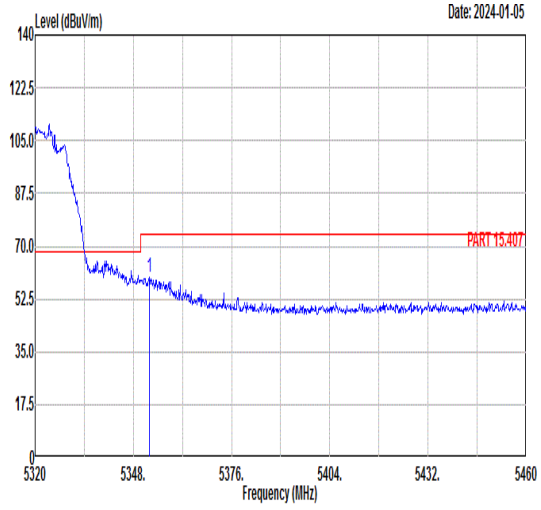 Freq Level Limit Line Margin (dB) Read Level Ant Factor Cable Loss Preamp Factor APos TPos Remark 1 5352.48 59.56 74.00 -14.44 46.40 35.99 9.38 32.21 400 95 PEAK	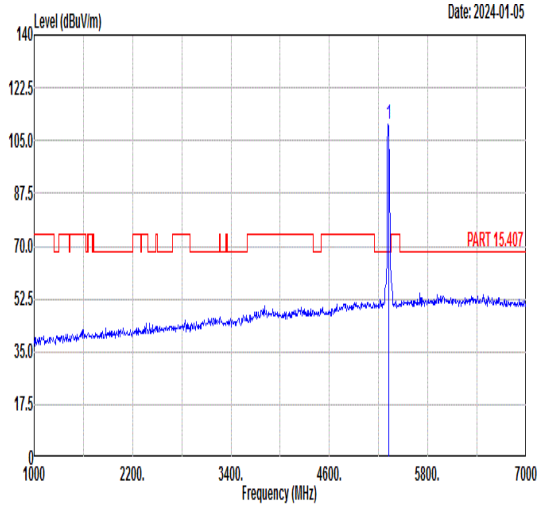 Freq Level Limit Line Margin (dB) Read Level Ant Factor Cable Loss Preamp Factor APos TPos Remark 1 5320.00 110.41 ------ ------ 97.48 36.01 9.18 32.26 400 95 PEAK
Avg	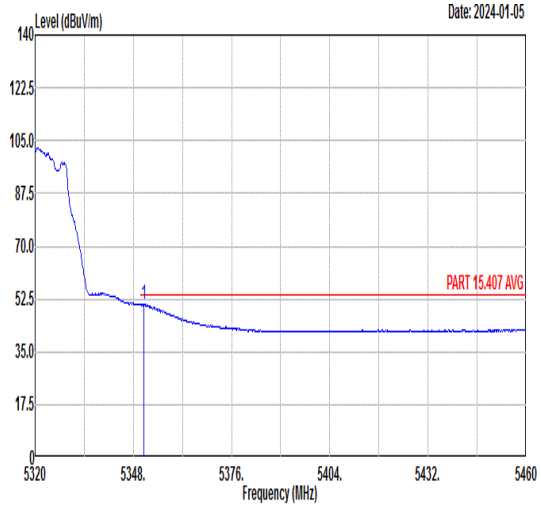 Freq Level Limit Line Margin (dB) Read Level Ant Factor Cable Loss Preamp Factor APos TPos Remark 1 5351.08 50.91 54.00 -3.09 37.76 35.99 9.37 32.21 400 95 AVERAGE	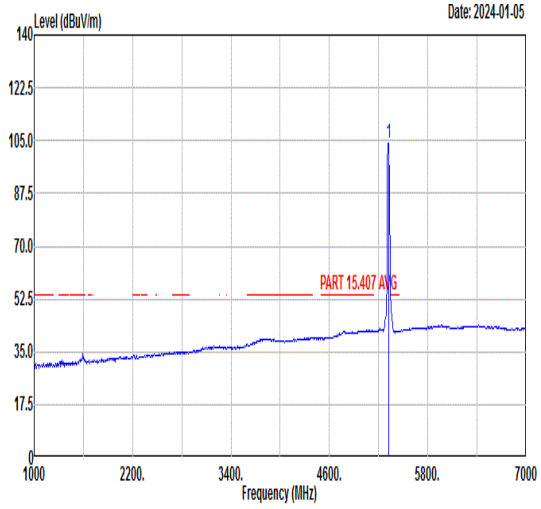 Freq Level Limit Line Margin (dB) Read Level Ant Factor Cable Loss Preamp Factor APos TPos Remark 1 5320.00 103.97 ------ ------ 91.04 36.01 9.18 32.26 400 95 AVERAGE

Mode	15	
	Band Edge	
	U-NII-2A_5.25-5.35_802.11ac VHT20_CH64_5320MHz	
ANT	CDD	
Pol.	Vertical	Fundamental
Peak	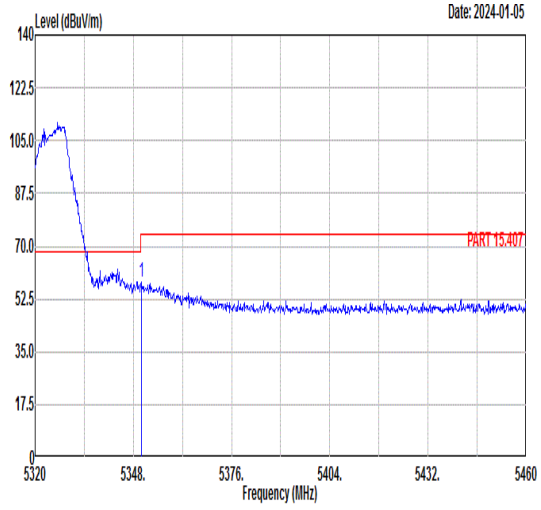 Freq Level Limit Line Margin (dB) Read Level Ant Factor Cable Loss Preamp Factor APos TPos Remark MHz dBuV/m dBuV/m dBuV dB/m dB dB cm deg 1 5350.38 57.95 74.00 -16.05 44.80 35.99 9.37 32.21 323 180 PEAK	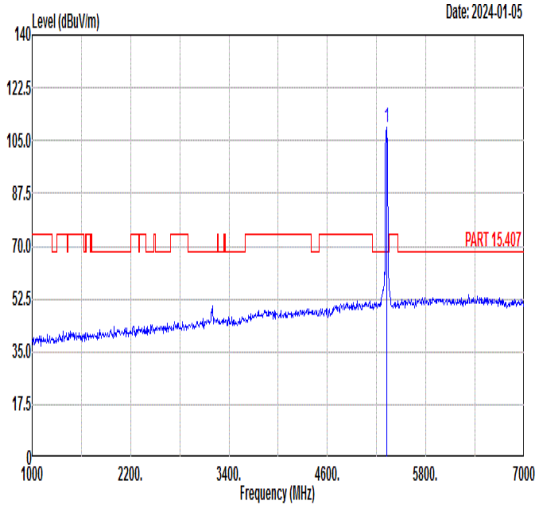 Freq Level Limit Line Margin (dB) Read Level Ant Factor Cable Loss Preamp Factor APos TPos Remark MHz dBuV/m dBuV/m dBuV dB/m dB dB cm deg 1 5320.00 109.39 ------ ------ 96.39 36.00 9.24 32.24 323 180 PEAK
Avg	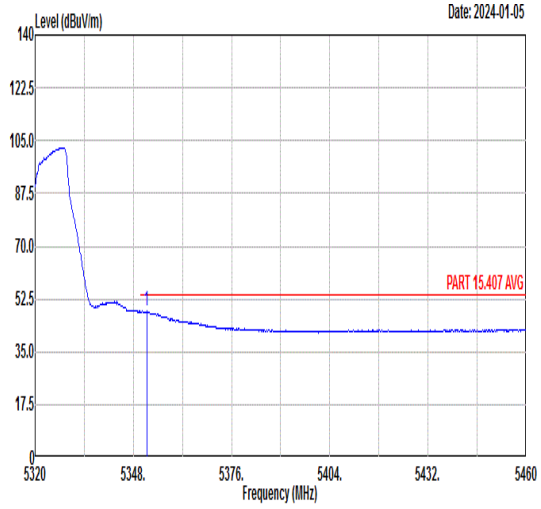 Freq Level Limit Line Margin (dB) Read Level Ant Factor Cable Loss Preamp Factor APos TPos Remark MHz dBuV/m dBuV/m dBuV dB/m dB dB cm deg 1 5351.78 48.36 54.00 -5.64 35.21 35.99 9.37 32.21 323 180 AVERAGE	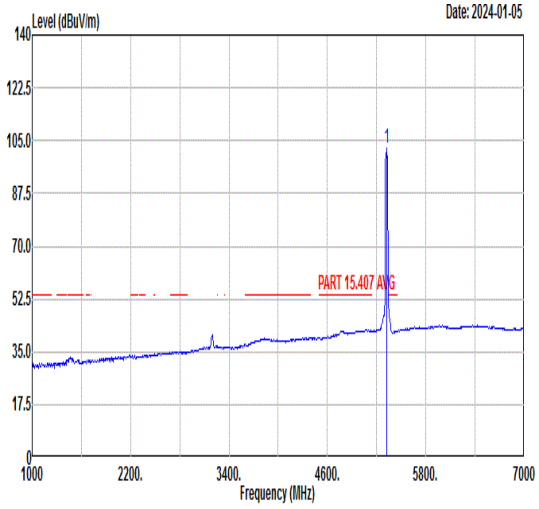 Freq Level Limit Line Margin (dB) Read Level Ant Factor Cable Loss Preamp Factor APos TPos Remark MHz dBuV/m dBuV/m dBuV dB/m dB dB cm deg 1 5320.00 102.28 ------ ------ 89.28 36.00 9.24 32.24 323 180 AVERAGE

Mode	15	
	Harmonic	
	U-NII-2A_5.25-5.35_802.11ac VHT20_CH64_5320MHz	
ANT	CDD	
Pol.	Horizontal	Vertical
Peak Avg	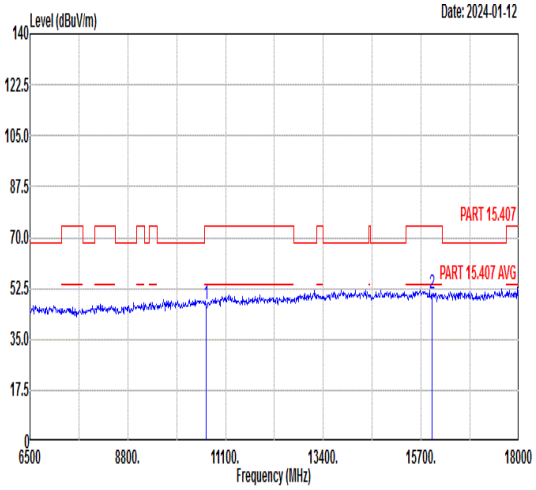 Freq Level Limit Line Margin Read Level Ant Factor Cable Loss Preamp Factor APos TPos Remark MHz dBuV/m dBuV/m dB dBuV dB/m dB dB cm deg 1 10640.00 47.22 74.00 -26.78 59.65 38.86 12.26 63.55 --- --- Peak 2 15960.00 50.81 74.00 -23.19 59.10 41.07 14.77 64.13 --- --- Peak	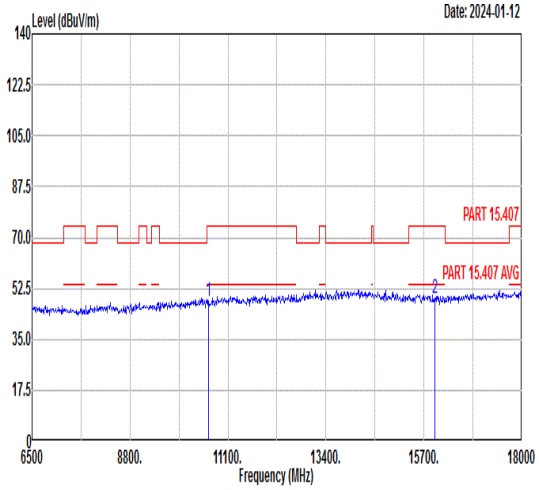 Freq Level Limit Line Margin Read Level Ant Factor Cable Loss Preamp Factor APos TPos Remark MHz dBuV/m dBuV/m dB dBuV dB/m dB dB cm deg 1 10640.00 47.94 74.00 -26.06 60.37 38.86 12.26 63.55 --- --- Peak 2 15960.00 49.12 74.00 -24.88 57.41 41.07 14.77 64.13 --- --- Peak

Mode	16	
	Band Edge	
	U-NII-2C_5.47-5.725_802.11ac VHT20_CH100_5500MHz	
ANT	CDD	
Pol.	Horizontal	Fundamental
Peak	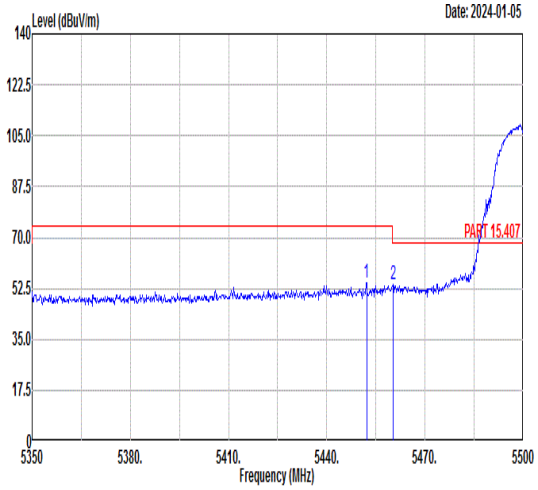 Freq Level Limit Line Margin (dB) Read Level Ant Factor Cable Loss Preamp Factor APos TPos Remark MHz dBuV/m dBuV/m dBuV dB/m dB dB cm deg 1 5452.15 54.60 74.00 -19.40 41.06 35.93 9.68 32.07 100 208 PEAK 2 5460.25 54.12 68.30 -14.18 40.57 35.92 9.69 32.06 100 208 PEAK	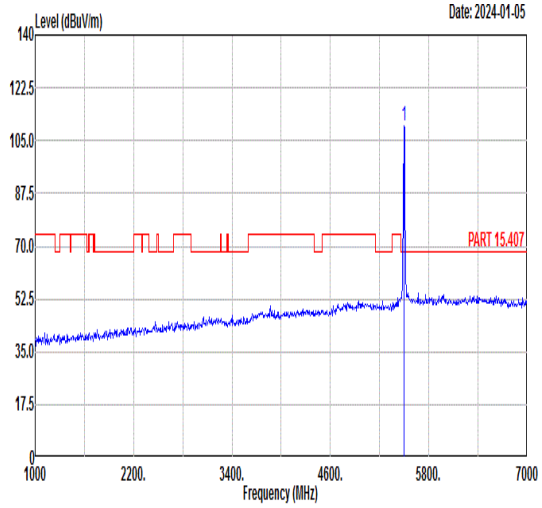 Freq Level Limit Line Margin (dB) Read Level Ant Factor Cable Loss Preamp Factor APos TPos Remark MHz dBuV/m dBuV/m dBuV dB/m dB dB cm deg 1 5500.00 109.64 ------ ------ 96.03 35.90 9.71 32.00 100 208 PEAK
Avg	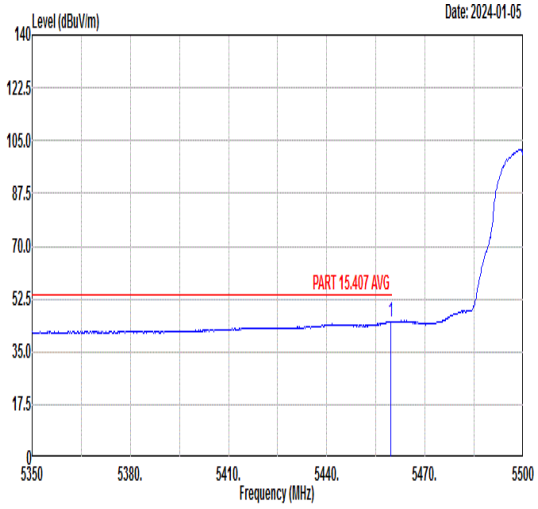 Freq Level Limit Line Margin (dB) Read Level Ant Factor Cable Loss Preamp Factor APos TPos Remark MHz dBuV/m dBuV/m dBuV dB/m dB dB cm deg 1 5459.65 45.06 54.00 -8.94 31.51 35.92 9.69 32.06 100 208 AVERAGE	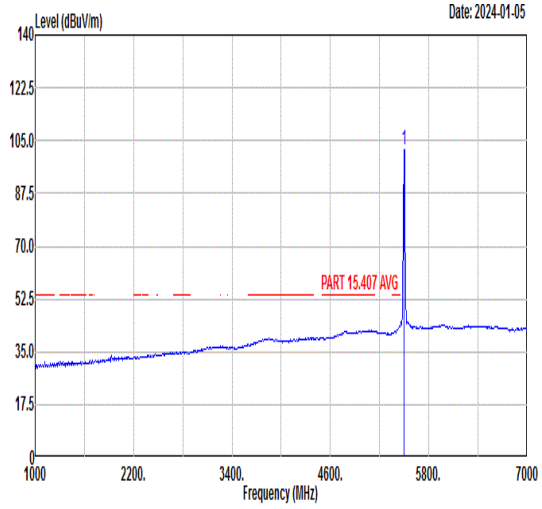 Freq Level Limit Line Margin (dB) Read Level Ant Factor Cable Loss Preamp Factor APos TPos Remark MHz dBuV/m dBuV/m dBuV dB/m dB dB cm deg 1 5500.00 102.20 ------ ------ 88.59 35.90 9.71 32.00 100 208 AVERAGE

Mode	16	
	Band Edge	
	U-NII-2C_5.47-5.725_802.11ac VHT20_CH100_5500MHz	
ANT	CDD	
Pol.	Vertical	Fundamental
Peak	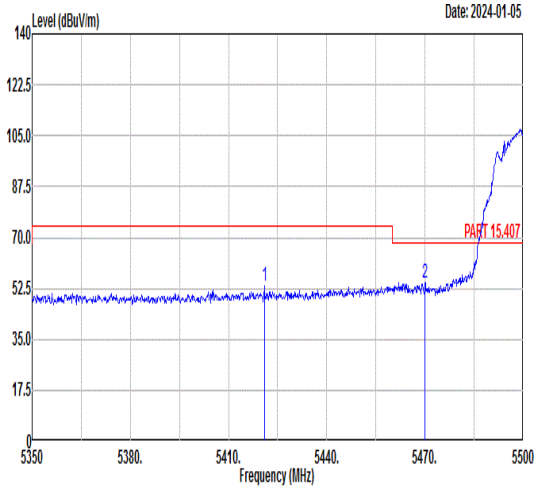 Freq Level Limit Line Margin (dB) Read Level Ant Factor Cable Loss Preamp Factor APos TPos Remark MHz dBuV/m dBuV/m dBuV dB/m dB dB cm deg 1 5420.95 53.33 74.00 -20.67 39.82 35.95 9.67 32.11 311 198 PEAK 2 5470.00 54.44 68.30 -13.86 40.87 35.92 9.69 32.04 311 198 PEAK	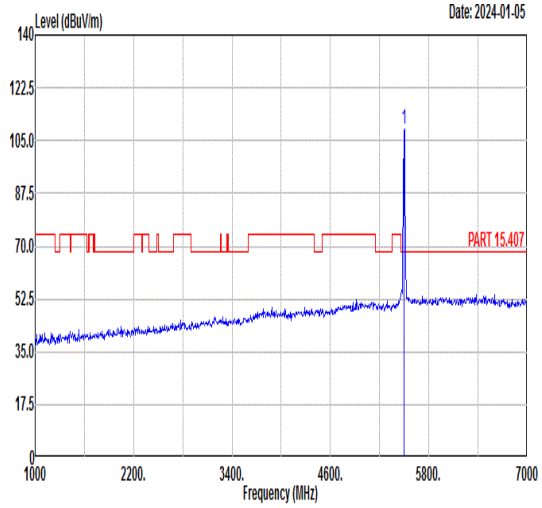 Freq Level Limit Line Margin (dB) Read Level Ant Factor Cable Loss Preamp Factor APos TPos Remark MHz dBuV/m dBuV/m dBuV dB/m dB dB cm deg 1 5500.00 108.63 ------ ------ 95.02 35.91 9.71 32.01 311 198 PEAK
Avg	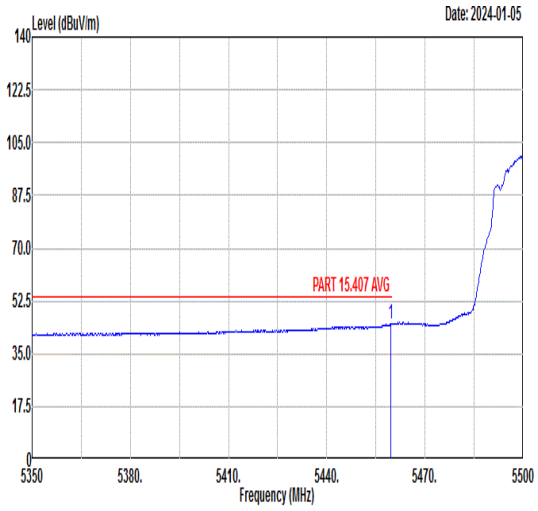 Freq Level Limit Line Margin (dB) Read Level Ant Factor Cable Loss Preamp Factor APos TPos Remark MHz dBuV/m dBuV/m dBuV dB/m dB dB cm deg 1 5459.50 44.77 54.00 -9.23 31.22 35.92 9.69 32.06 311 198 AVERAGE	Blank

Mode	16	
	Harmonic	
	U-NII-2C_5.47-5.725_802.11ac VHT20_CH100_5500MHz	
ANT	CDD	
Pol.	Horizontal	Vertical
Peak Avg	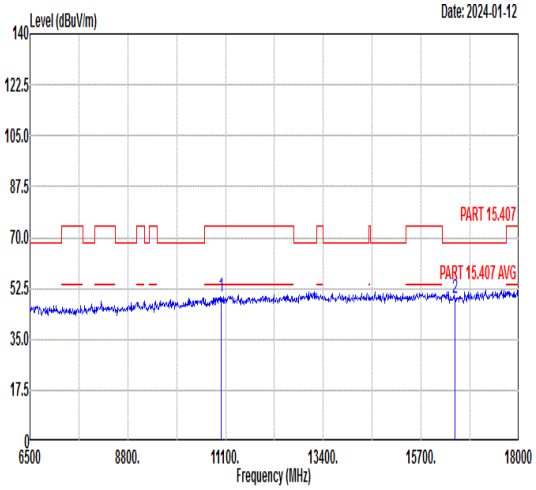 Freq Level Limit Line Margin Read Level Ant Factor Cable Loss Preamp Factor APos TPos Remark MHz dBuV/m dBuV/m dB dBuV dB/m dB dB cm deg 1 11000.00 49.45 74.00 -24.55 61.35 39.00 12.52 63.42 --- --- Peak 2 16500.00 49.08 68.30 -19.22 57.22 41.35 15.17 64.66 --- --- Peak	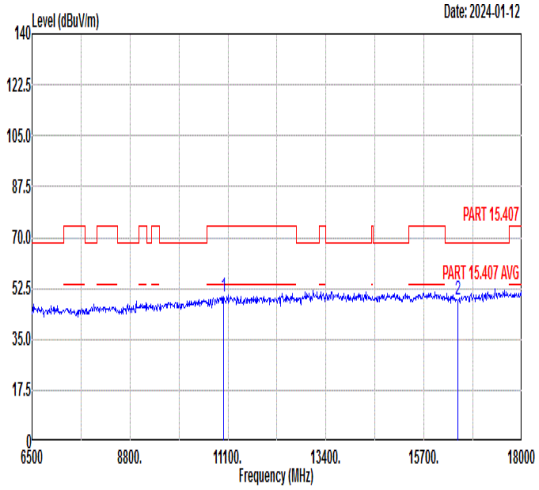 Freq Level Limit Line Margin Read Level Ant Factor Cable Loss Preamp Factor APos TPos Remark MHz dBuV/m dBuV/m dB dBuV dB/m dB dB cm deg 1 11000.00 49.61 74.00 -24.39 61.51 39.00 12.52 63.42 --- --- Peak 2 16500.00 48.59 68.30 -19.71 56.73 41.35 15.17 64.66 --- --- Peak

Mode	17	
	Harmonic	
	U-NII-2C_5.47-5.725_802.11ac VHT20_CH116_5580MHz	
ANT	CDD	
Pol.	Horizontal	Vertical
Peak Avg	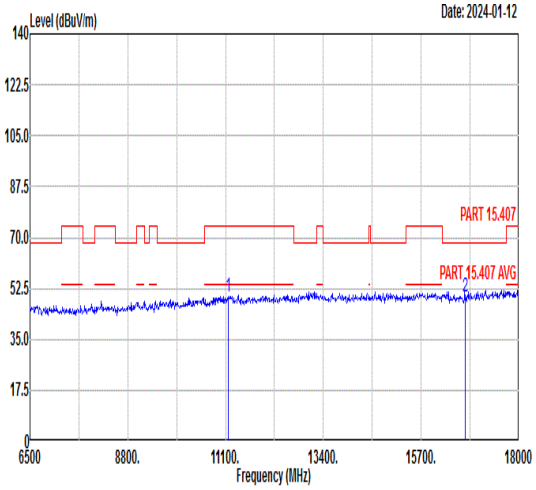 Freq Level Limit Line Margin Read Level Ant Factor Cable Loss Preamp Factor APos TPos Remark MHz dBuV/m dBuV/m dB dBuV dB/m dB dB cm deg 1 11160.00 49.43 74.00 -24.57 61.16 39.06 12.64 63.43 --- --- Peak 2 16740.00 49.42 68.30 -18.88 57.51 41.47 15.35 64.91 --- --- Peak	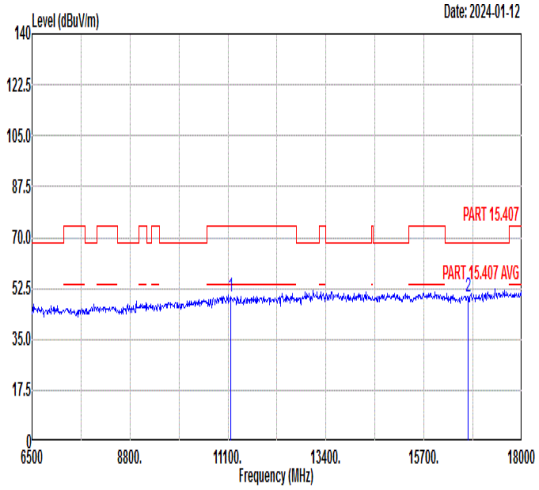 Freq Level Limit Line Margin Read Level Ant Factor Cable Loss Preamp Factor APos TPos Remark MHz dBuV/m dBuV/m dB dBuV dB/m dB dB cm deg 1 11160.00 49.43 74.00 -24.57 61.16 39.06 12.64 63.43 --- --- Peak 2 16740.00 49.53 68.30 -18.77 57.62 41.47 15.35 64.91 --- --- Peak

Mode	18	
	Band Edge	
	U-NII-2C_5.47-5.725_802.11ac VHT20_CH140_5700MHz	
ANT	CDD	
Pol.	Horizontal	Fundamental
Peak	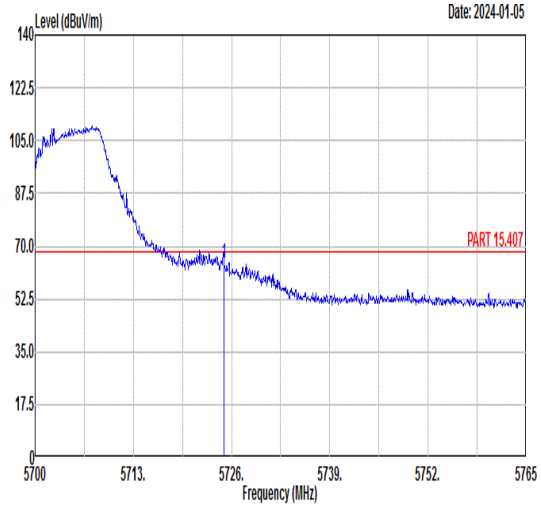 Freq Level Limit Line Margin (dB) Read Level Ant Factor Cable Loss Preamp Factor APos TPos Remark MHz dBuV/m dBuV/m dBuV dB/m dB dB cm deg 1 5725.03 64.55 68.30 -3.75 50.54 36.22 10.02 32.23 134 147 PEAK	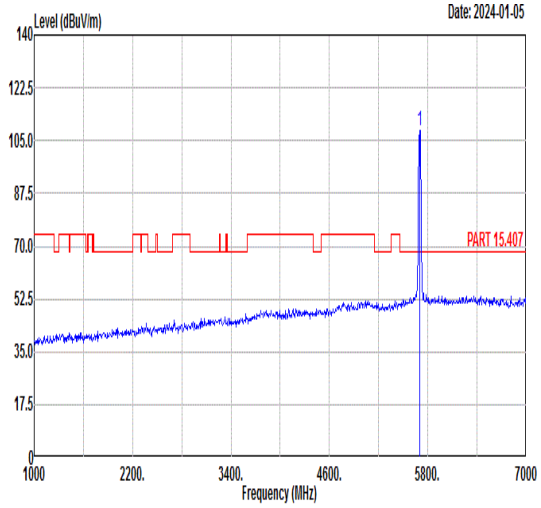 Freq Level Limit Line Margin (dB) Read Level Ant Factor Cable Loss Preamp Factor APos TPos Remark MHz dBuV/m dBuV/m dBuV dB/m dB dB cm deg 1 5700.00 108.50 ------ ------ 94.54 36.19 9.97 32.20 134 147 PEAK
Avg	Blank	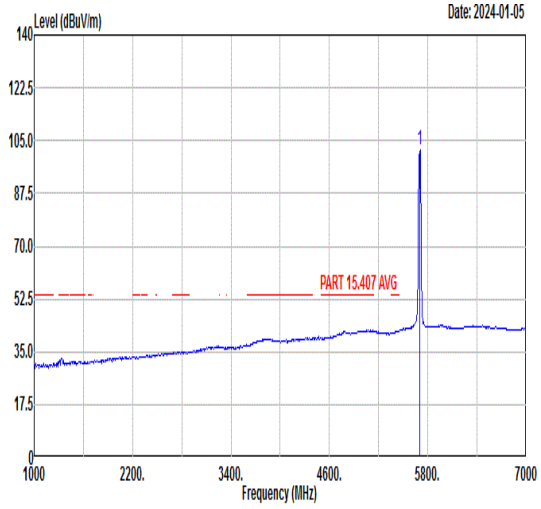 Freq Level Limit Line Margin (dB) Read Level Ant Factor Cable Loss Preamp Factor APos TPos Remark MHz dBuV/m dBuV/m dBuV dB/m dB dB cm deg 1 5700.00 101.74 ------ ------ 87.77 36.19 9.99 32.21 134 147 AVERAGE

Mode	18	
	Band Edge	
	U-NII-2C_5.47-5.725_802.11ac VHT20_CH140_5700MHz	
ANT	CDD	
Pol.	Vertical	Fundamental
Peak	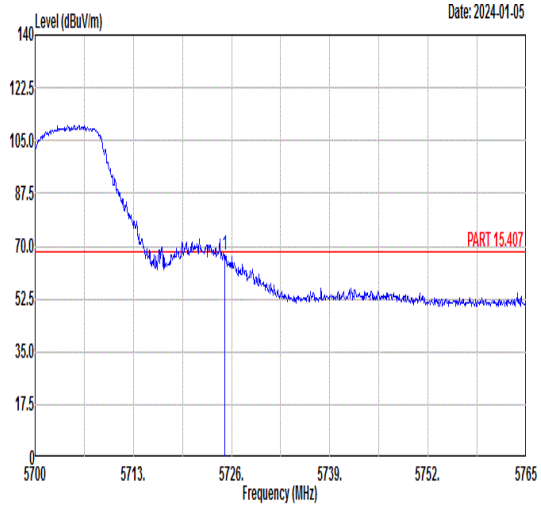 Freq Level Limit Line Margin (dB) Read Level Ant Factor Cable Loss Preamp Factor APos TPos Remark MHz dBuV/m dBuV/m dBuV dB/m dB dB cm deg 1 5725.09 67.01 68.30 -1.29 53.00 36.22 10.02 32.23 369 178 PEAK	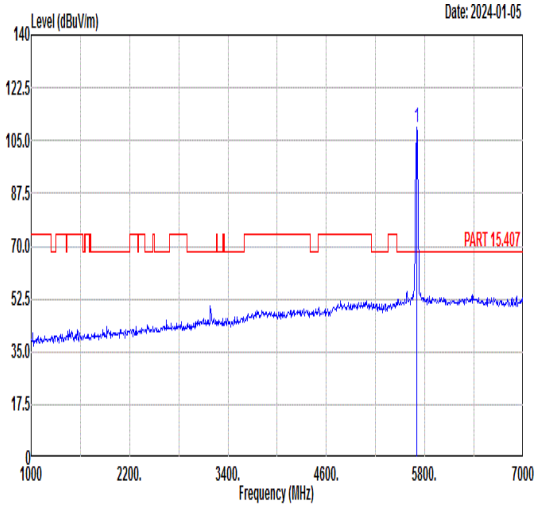 Freq Level Limit Line Margin (dB) Read Level Ant Factor Cable Loss Preamp Factor APos TPos Remark MHz dBuV/m dBuV/m dBuV dB/m dB dB cm deg 1 5700.00 109.45 ------ ------ 95.49 36.19 9.97 32.20 369 178 PEAK
Avg	Blank	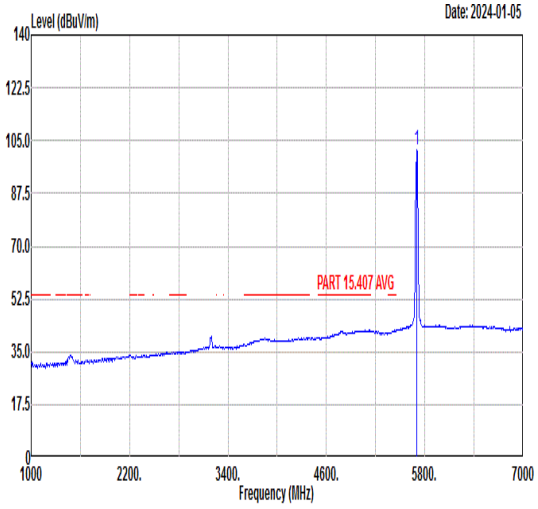 Freq Level Limit Line Margin (dB) Read Level Ant Factor Cable Loss Preamp Factor APos TPos Remark MHz dBuV/m dBuV/m dBuV dB/m dB dB cm deg 1 5700.00 101.99 ------ ------ 88.03 36.19 9.97 32.20 369 178 AVERAGE

Mode	18	
	Harmonic	
	U-NII-2C_5.47-5.725_802.11ac VHT20_CH140_5700MHz	
ANT	CDD	
Pol.	Horizontal	Vertical
Peak Avg	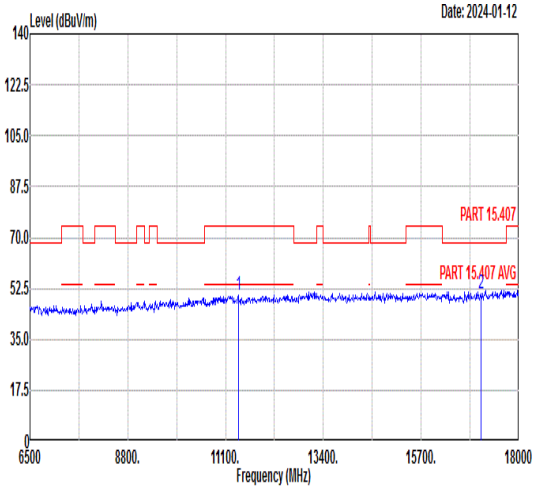 Freq Level Limit Line Margin Read Level Ant Factor Cable Loss Preamp Factor APos TPos Remark MHz dBuV/m dBuV/m dB dBuV dB/m dB dB cm deg 1 11400.00 50.25 74.00 -23.75 61.72 39.16 12.81 63.44 --- --- Peak 2 17100.00 50.80 68.30 -17.50 58.70 41.71 15.62 65.23 --- --- Peak	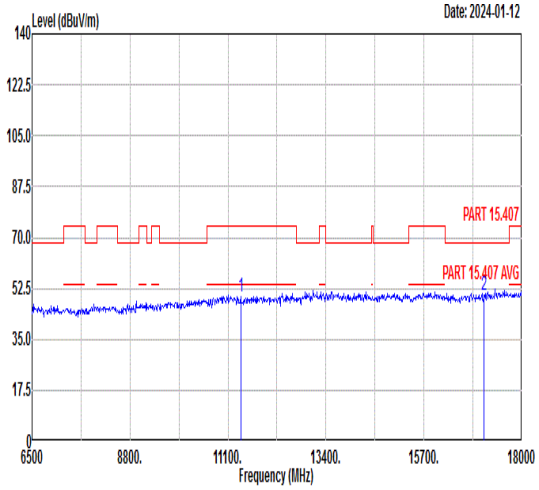 Freq Level Limit Line Margin Read Level Ant Factor Cable Loss Preamp Factor APos TPos Remark MHz dBuV/m dBuV/m dB dBuV dB/m dB dB cm deg 1 11400.00 49.55 74.00 -24.45 61.02 39.16 12.81 63.44 --- --- Peak 2 17100.00 50.15 68.30 -18.15 58.05 41.71 15.62 65.23 --- --- Peak

Mode	19	
	Band Edge - L	
	U-NII-1_5.15-5.25_802.11ac VHT40_CH38_5190MHz	
ANT	CDD	
Pol.	Horizontal	Fundamental
Peak	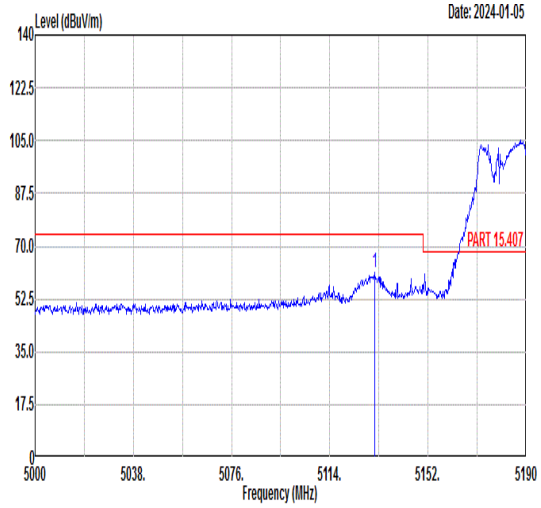 Freq Level Limit Line Margin (dB) Read Level Ant Factor Cable Loss Preamp Factor APos Remark TPos 1 5131.48 61.21 74.00 -12.79 49.11 36.12 8.50 32.52 333 259 PEAK	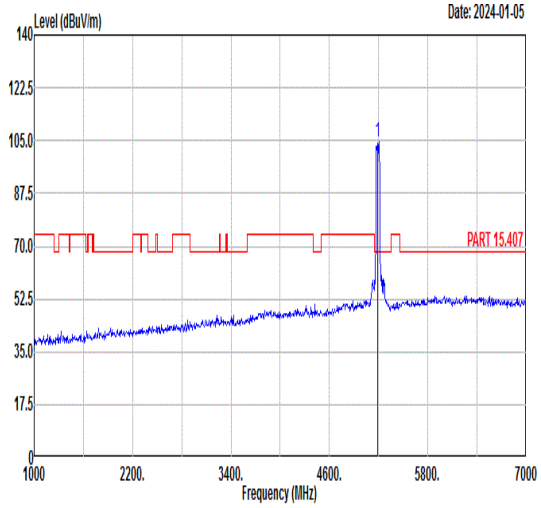 Freq Level Limit Line Margin (dB) Read Level Ant Factor Cable Loss Preamp Factor APos Remark TPos 1 5190.00 104.67 ------ ------ 92.36 36.08 8.64 32.41 333 259 PEAK
Avg	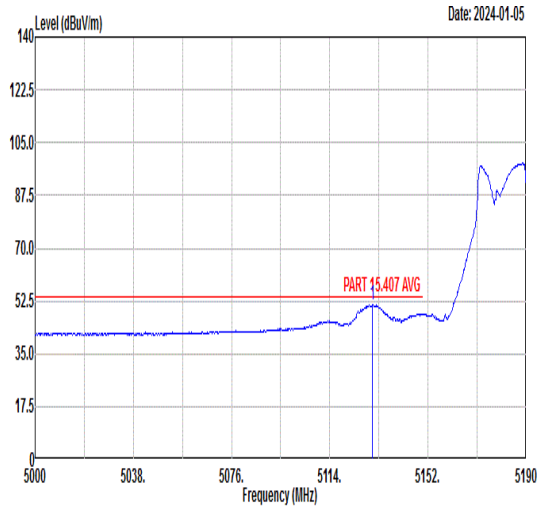 Freq Level Limit Line Margin (dB) Read Level Ant Factor Cable Loss Preamp Factor APos Remark TPos 1 5130.53 51.33 54.00 -2.67 39.23 36.12 8.50 32.52 333 259 AVERAGE	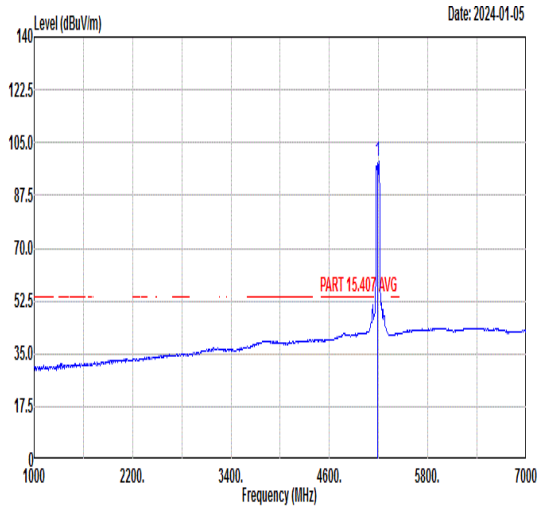 Freq Level Limit Line Margin (dB) Read Level Ant Factor Cable Loss Preamp Factor APos Remark TPos 1 5190.00 98.63 ------ ------ 86.32 36.08 8.64 32.41 333 259 AVERAGE

Mode	19	
	Band Edge - R	
	U-NII-1_5.15-5.25_802.11ac VHT40_CH38_5190MHz	
ANT	CDD	
Pol.	Horizontal	Fundamental
Peak	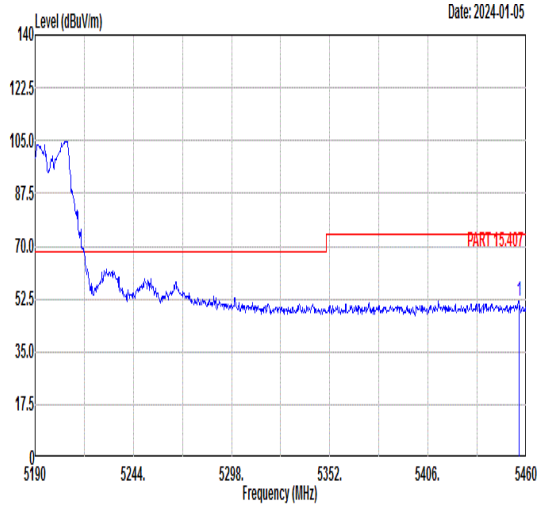 Freq Level Limit Line Margin (dB) Read Level Ant Factor Cable Loss Preamp Factor APos TPos Remark MHz dBuV/m dBuV/m dBuV dB/m dB dB cm deg 1 5455.95 52.00 74.00 -22.00 38.44 35.93 9.69 32.06 333 259 PEAK	Blank
Avg	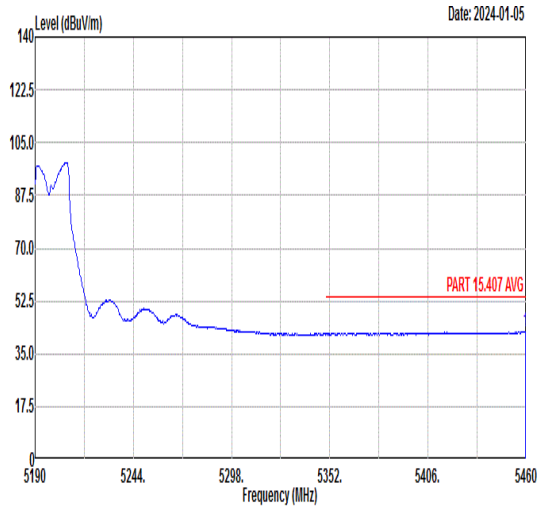 Freq Level Limit Line Margin (dB) Read Level Ant Factor Cable Loss Preamp Factor APos TPos Remark MHz dBuV/m dBuV/m dBuV dB/m dB dB cm deg 1 5459.46 42.24 54.00 -11.76 28.69 35.92 9.69 32.06 333 259 AVERAGE	Blank

Mode	19	
	Band Edge - L	
	U-NII-1_5.15-5.25_802.11ac VHT40_CH38_5190MHz	
ANT	CDD	
Pol.	Vertical	Fundamental
Peak	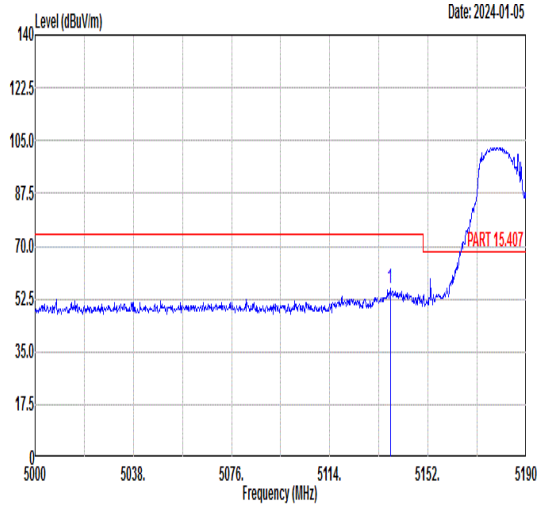 Freq Level Limit Line Margin (dB) Read Level Ant Factor Cable Loss Preamp Factor APos TPos Remark MHz dBuV/m dBuV/m dBuV dB/m dB dB cm deg 1 5137.37 55.82 74.00 -18.18 43.70 36.12 8.51 32.51 400 174 PEAK	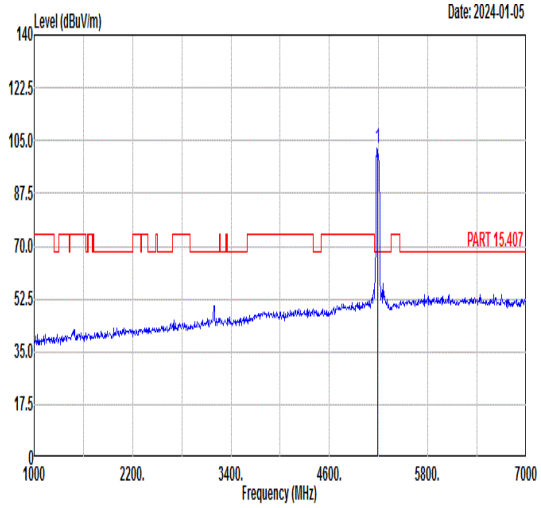 Freq Level Limit Line Margin (dB) Read Level Ant Factor Cable Loss Preamp Factor APos TPos Remark MHz dBuV/m dBuV/m dBuV dB/m dB dB cm deg 1 5190.00 102.56 ------ ------ 90.34 36.09 8.58 32.45 400 174 PEAK
Avg	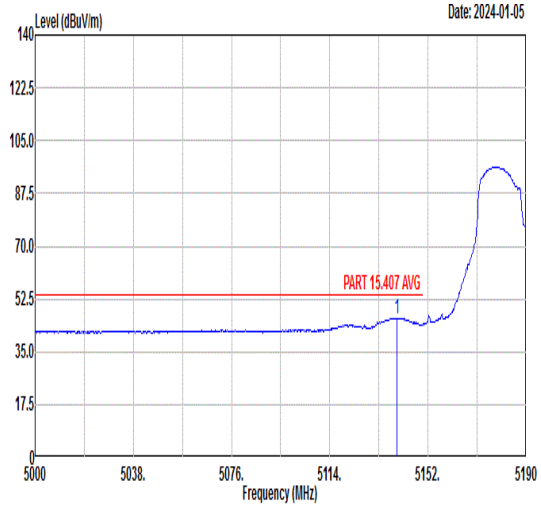 Freq Level Limit Line Margin (dB) Read Level Ant Factor Cable Loss Preamp Factor APos TPos Remark MHz dBuV/m dBuV/m dBuV dB/m dB dB cm deg 1 5140.03 46.19 54.00 -7.81 34.05 36.12 8.52 32.50 400 174 AVERAGE	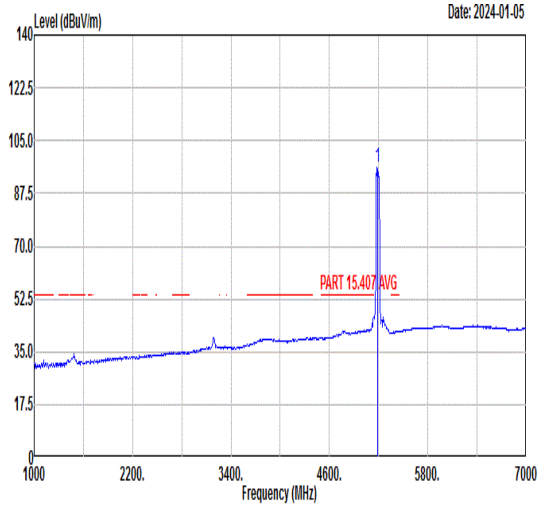 Freq Level Limit Line Margin (dB) Read Level Ant Factor Cable Loss Preamp Factor APos TPos Remark MHz dBuV/m dBuV/m dBuV dB/m dB dB cm deg 1 5190.00 96.20 ------ ------ 83.98 36.09 8.58 32.45 400 174 AVERAGE

Mode	19	
	Band Edge - R	
	U-NII-1_5.15-5.25_802.11ac VHT40_CH38_5190MHz	
ANT	CDD	
Pol.	Vertical	Fundamental
Peak	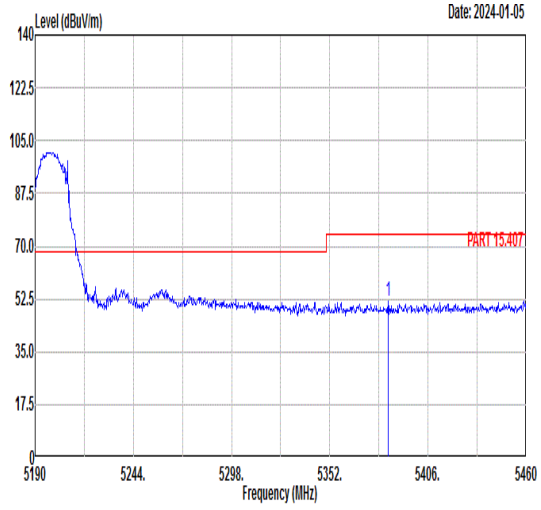 Freq Level Limit Line Margin (dB) Read Level Ant Factor Cable Loss Preamp Factor APos TPos Remark MHz dBuV/m dBuV/m dBuV dB/m dB dB cm deg 1 5384.13 51.74 74.00 -22.26 38.39 35.97 9.54 32.16 400 174 PEAK	Blank
Avg	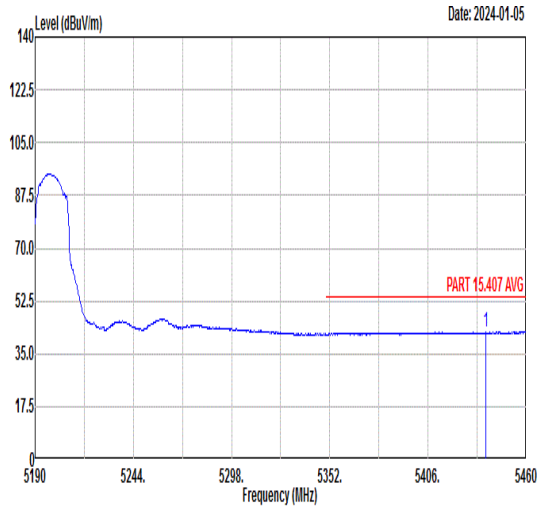 Freq Level Limit Line Margin (dB) Read Level Ant Factor Cable Loss Preamp Factor APos TPos Remark MHz dBuV/m dBuV/m dBuV dB/m dB dB cm deg 1 5437.86 42.29 54.00 -11.71 28.76 35.94 9.68 32.09 400 174 AVERAGE	Blank

Mode	19	
	Harmonic	
	U-NII-1_5.15-5.25_802.11ac VHT40_CH38_5190MHz	
ANT	CDD	
Pol.	Horizontal	Vertical
Peak Avg	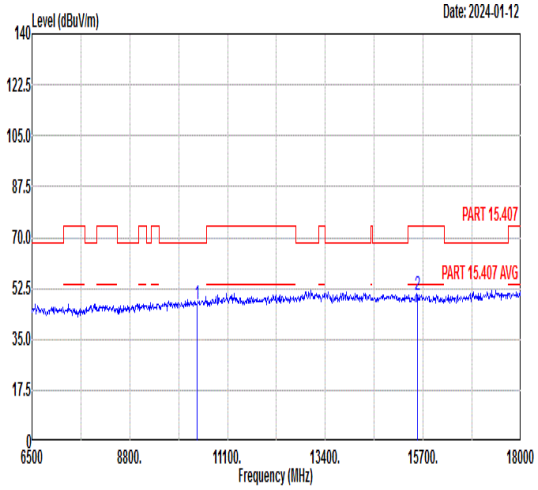 Freq Level Limit Line Margin Read Level Ant Factor Cable Loss Preamp Factor APos TPos Remark MHz dBuV/m dBuV/m dB dBuV dB/m dB dB cm deg 1 10380.00 46.86 68.30 -21.44 59.68 38.75 12.08 63.65 --- --- Peak 2 15570.00 49.97 74.00 -24.03 58.61 40.76 14.60 64.00 --- --- Peak	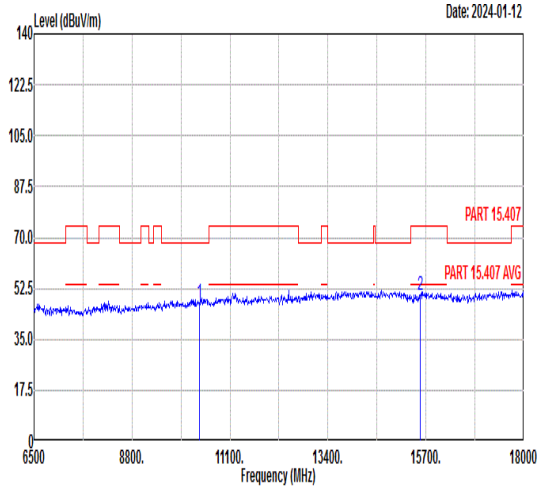 Freq Level Limit Line Margin Read Level Ant Factor Cable Loss Preamp Factor APos TPos Remark MHz dBuV/m dBuV/m dB dBuV dB/m dB dB cm deg 1 10380.00 47.41 68.30 -20.89 60.23 38.75 12.08 63.65 --- --- Peak 2 15570.00 50.15 74.00 -23.85 58.79 40.76 14.60 64.00 --- --- Peak

Mode	20	
	Band Edge - L	
	U-NII-1_5.15-5.25_802.11ac VHT40_CH46_5230MHz	
ANT	CDD	
Pol.	Horizontal	Fundamental
Peak	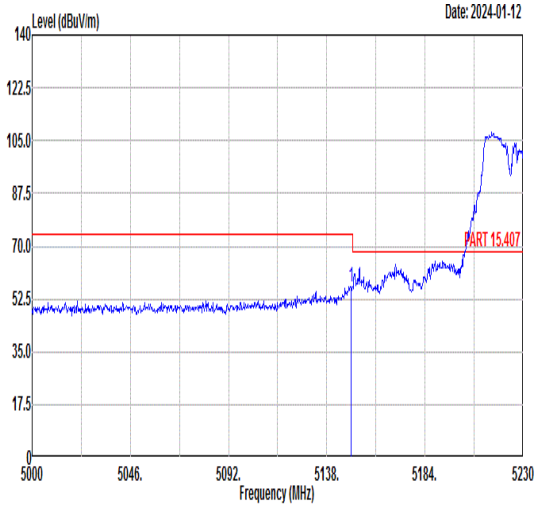 Freq Level Limit Line Margin (dB) Read Level Ant Factor Cable Loss Preamp Factor APos TPos Remark MHz dBuV/m dBuV/m dBuV dB/m dB dB cm deg 1 5149.50 56.62 74.00 -17.38 44.47 36.11 8.53 32.49 289 102 PEAK	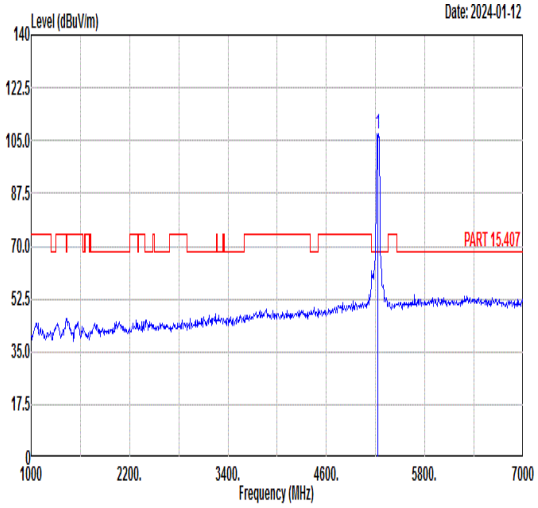 Freq Level Limit Line Margin (dB) Read Level Ant Factor Cable Loss Preamp Factor APos TPos Remark MHz dBuV/m dBuV/m dBuV dB/m dB dB cm deg 1 5230.00 107.31 ------ ------ 94.85 36.06 8.77 32.37 289 102 PEAK
Avg	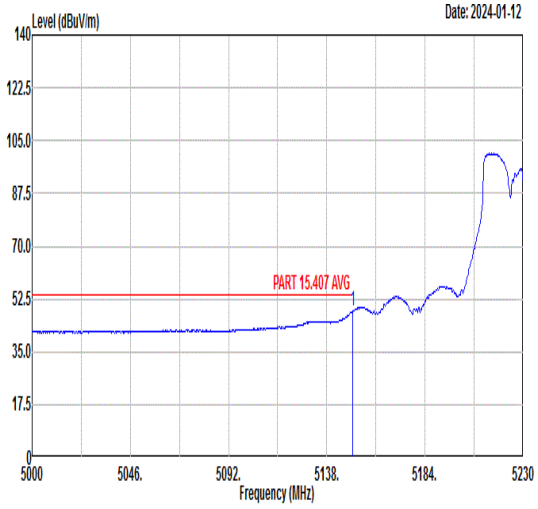 Freq Level Limit Line Margin (dB) Read Level Ant Factor Cable Loss Preamp Factor APos TPos Remark MHz dBuV/m dBuV/m dBuV dB/m dB dB cm deg 1 5149.96 48.39 54.00 -5.61 36.23 36.11 8.54 32.49 289 102 AVERAGE	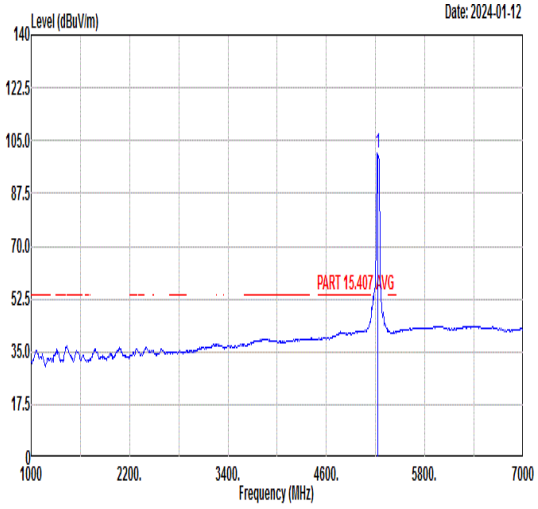 Freq Level Limit Line Margin (dB) Read Level Ant Factor Cable Loss Preamp Factor APos TPos Remark MHz dBuV/m dBuV/m dBuV dB/m dB dB cm deg 1 5230.00 100.66 ------ ------ 88.30 36.07 8.68 32.39 289 102 AVERAGE

Mode	20	
	Band Edge - R	
	U-NII-1_5.15-5.25_802.11ac VHT40_CH46_5230MHz	
ANT	CDD	
Pol.	Horizontal	Fundamental
Peak	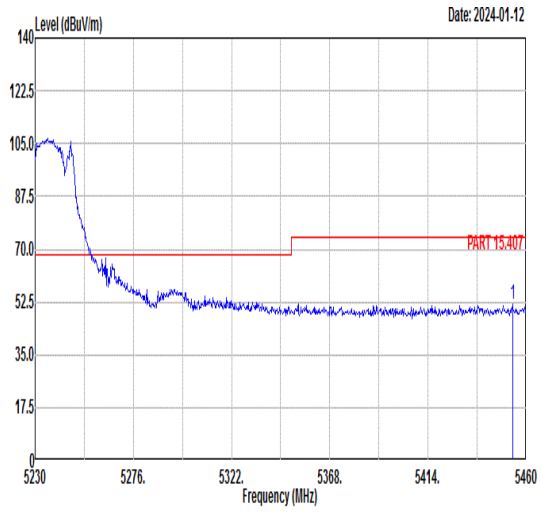 Freq Level Limit Line Margin (dB) Read Level Ant Factor Cable Loss Preamp Factor APos TPos Remark MHz dBuV/m dBuV/m dBuV dB/m dB dB cm deg 1 5453.56 51.74 74.00 -22.26 38.20 35.93 9.68 32.07 289 102 PEAK	Blank
Avg	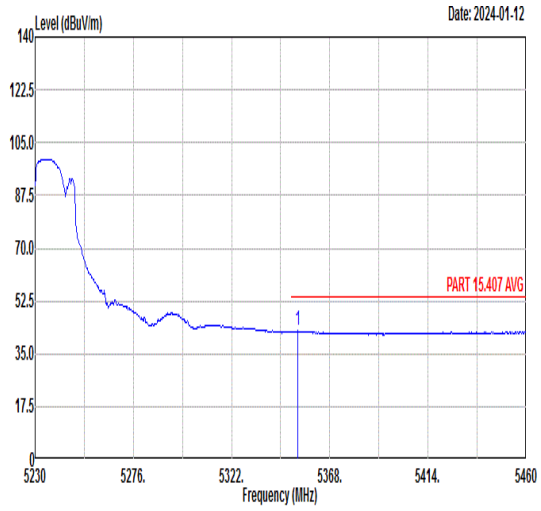 Freq Level Limit Line Margin (dB) Read Level Ant Factor Cable Loss Preamp Factor APos TPos Remark MHz dBuV/m dBuV/m dBuV dB/m dB dB cm deg 1 5353.05 42.55 54.00 -11.45 29.39 35.99 9.38 32.21 289 102 AVERAGE	Blank

Mode	20	
	Band Edge - L	
	U-NII-1_5.15-5.25_802.11ac VHT40_CH46_5230MHz	
ANT	CDD	
Pol.	Vertical	Fundamental
Peak	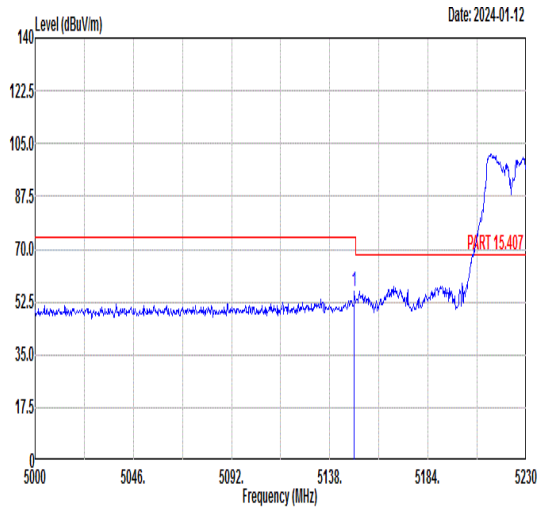 Freq Level Limit Line Margin (dB) Read Level Ant Factor Cable Loss Preamp Factor APos TPos Remark 1 5149.50 55.90 74.00 -18.10 43.75 36.11 8.53 32.49 400 201 PEAK	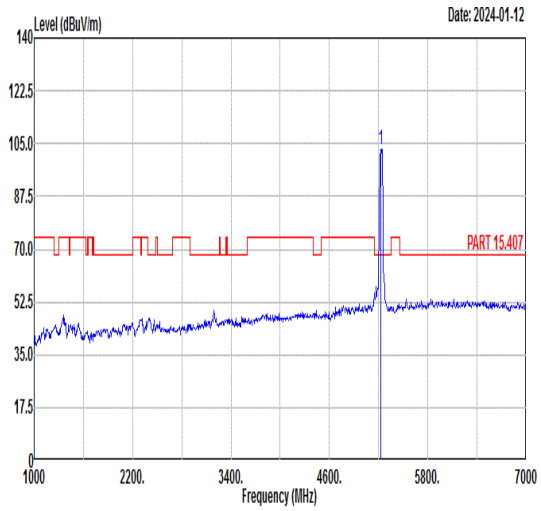 Freq Level Limit Line Margin (dB) Read Level Ant Factor Cable Loss Preamp Factor APos TPos Remark 1 5230.00 103.10 ------ ------ 90.64 36.06 8.77 32.37 400 201 PEAK
Avg	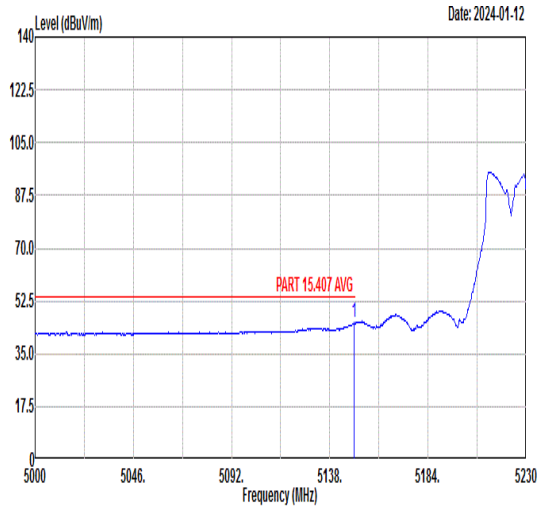 Freq Level Limit Line Margin (dB) Read Level Ant Factor Cable Loss Preamp Factor APos TPos Remark 1 5149.27 45.21 54.00 -8.79 33.06 36.11 8.53 32.49 400 201 AVERAGE	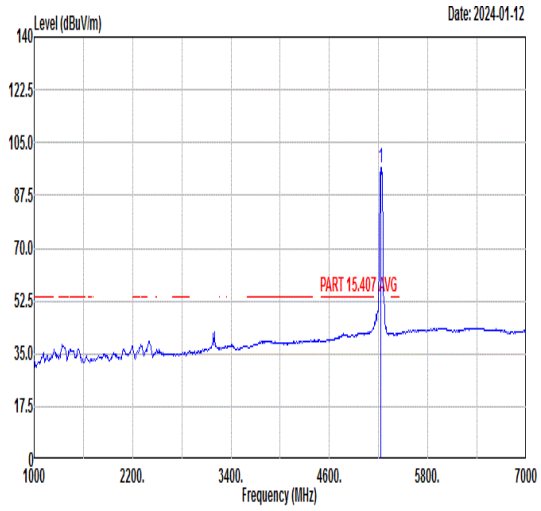 Freq Level Limit Line Margin (dB) Read Level Ant Factor Cable Loss Preamp Factor APos TPos Remark 1 5230.00 96.85 ------ ------ 84.39 36.06 8.77 32.37 400 201 AVERAGE

Mode	20	
	Band Edge - R	
	U-NII-1_5.15-5.25_802.11ac VHT40_CH46_5230MHz	
ANT	CDD	
Pol.	Vertical	Fundamental
Peak	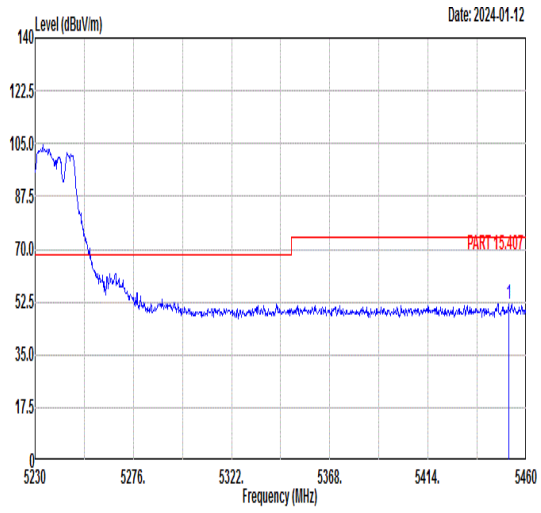 Freq Level Limit Line Margin (dB) Read Level Ant Factor Cable Loss Preamp Factor APos TPos Remark MHz dBuV/m dBuV/m dBuV dB/m dB dB cm deg 1 5451.72 51.97 74.00 -22.03 38.43 35.93 9.68 32.07 400 201 PEAK	Blank
Avg	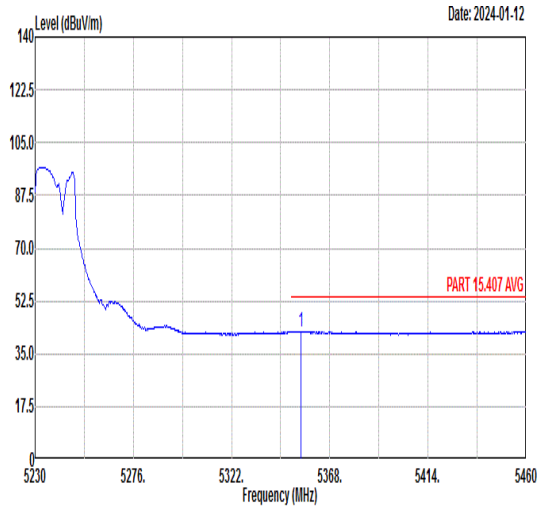 Freq Level Limit Line Margin (dB) Read Level Ant Factor Cable Loss Preamp Factor APos TPos Remark MHz dBuV/m dBuV/m dBuV dB/m dB dB cm deg 1 5354.43 42.49 54.00 -11.51 29.31 35.99 9.39 32.20 400 201 AVERAGE	Blank

Mode	20	
	Harmonic	
	U-NII-1_5.15-5.25_802.11ac VHT40_CH46_5230MHz	
ANT	CDD	
Pol.	Horizontal	Vertical
Peak Avg	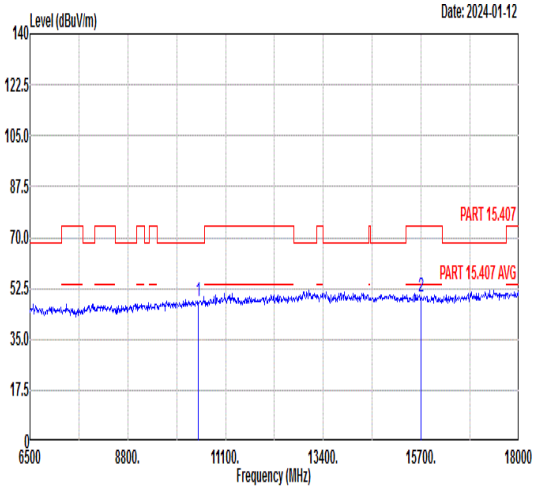 Freq Level Limit Line Margin Read Level Ant Factor Cable Loss Preamp Factor APos TPos Remark MHz dBuV/m dBuV/m dB dBuV dB/m dB dB cm deg 1 10460.00 47.81 68.30 -20.49 60.52 38.78 12.13 63.62 --- --- Peak 2 15690.00 49.73 74.00 -24.27 58.27 40.85 14.65 64.04 --- --- Peak	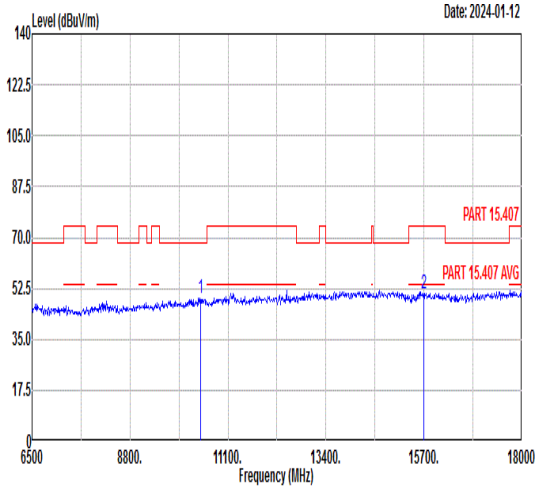 Freq Level Limit Line Margin Read Level Ant Factor Cable Loss Preamp Factor APos TPos Remark MHz dBuV/m dBuV/m dB dBuV dB/m dB dB cm deg 1 10460.00 48.98 68.30 -19.32 61.69 38.78 12.13 63.62 --- --- Peak 2 15690.00 50.49 74.00 -23.51 59.03 40.85 14.65 64.04 --- --- Peak

Mode	21	
	Harmonic	
	U-NII-2A_5.25-5.35_802.11ac VHT40_CH54_5270MHz	
ANT	CDD	
Pol.	Horizontal	Vertical
Peak Avg	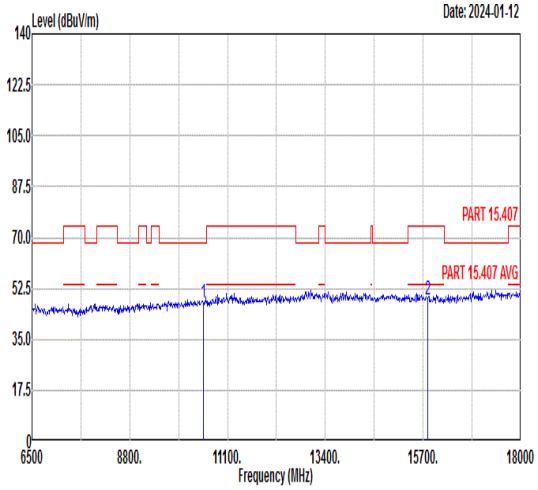 Freq Level Limit Line Margin Read Level Ant Factor Cable Loss Preamp Factor APos TPos Remark MHz dBuV/m dBuV/m dB dBuV dB/m dB dB cm deg 1 10540.00 47.51 68.30 -20.79 60.09 38.82 12.19 63.59 --- --- Peak 2 15810.00 48.71 74.00 -25.29 57.13 40.95 14.71 64.08 --- --- Peak	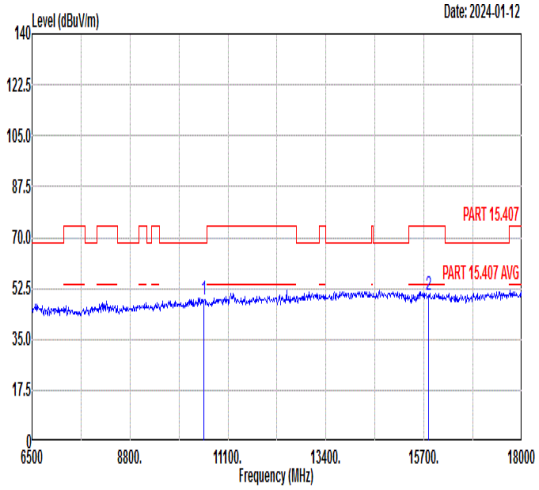 Freq Level Limit Line Margin Read Level Ant Factor Cable Loss Preamp Factor APos TPos Remark MHz dBuV/m dBuV/m dB dBuV dB/m dB dB cm deg 1 10540.00 48.45 68.30 -19.85 61.03 38.82 12.19 63.59 --- --- Peak 2 15810.00 50.08 74.00 -23.92 58.50 40.95 14.71 64.08 --- --- Peak

Mode	22	
	Band Edge - L	
	U-NII-2A_5.25-5.35_802.11ac VHT40_CH62_5310MHz	
ANT	CDD	
Pol.	Horizontal	Fundamental
Peak	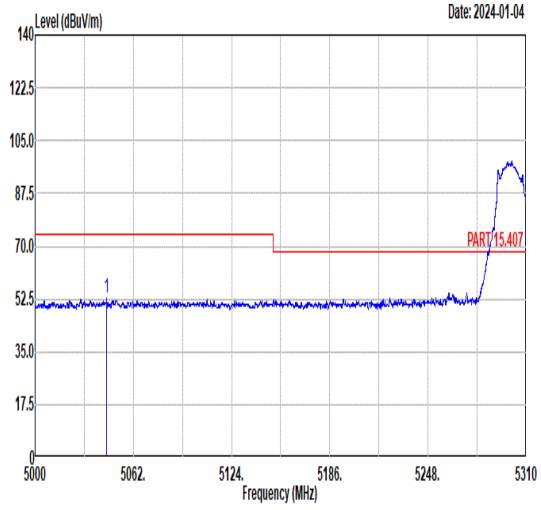 Freq Level Limit Line Margin (dB) Read Level Ant Factor Cable Loss Preamp Factor APos TPos Remark 1 5045.14 52.87 74.00 -21.13 38.49 34.89 11.14 31.65 332 73 PEAK	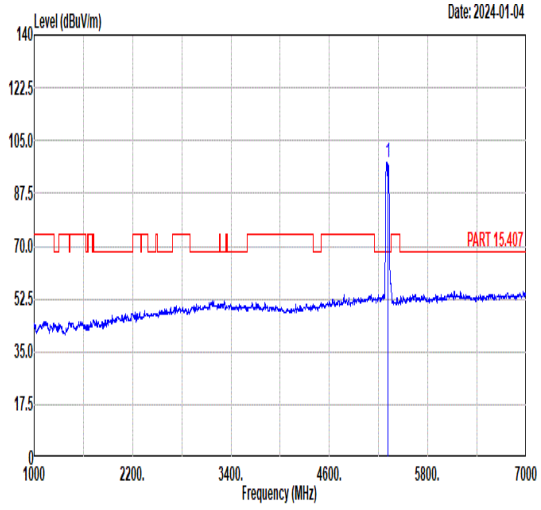 Freq Level Limit Line Margin (dB) Read Level Ant Factor Cable Loss Preamp Factor APos TPos Remark 1 5310.00 97.55 ------ ------ 83.70 34.84 10.98 31.97 332 73 PEAK
Avg	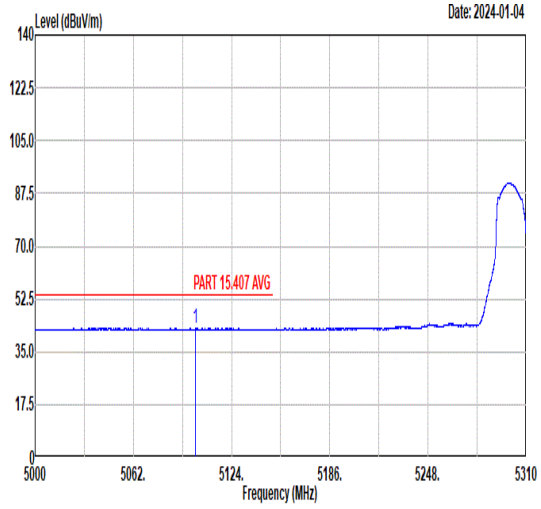 Freq Level Limit Line Margin (dB) Read Level Ant Factor Cable Loss Preamp Factor APos TPos Remark 1 5101.22 42.84 54.00 -11.16 28.57 34.88 11.11 31.72 332 73 AVERAGE	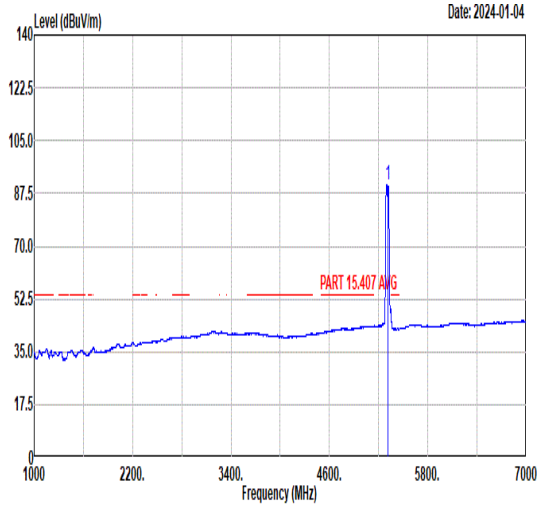 Freq Level Limit Line Margin (dB) Read Level Ant Factor Cable Loss Preamp Factor APos TPos Remark 1 5310.00 90.29 ------ ------ 76.44 34.84 10.98 31.97 332 73 AVERAGE

Mode	22	
	Band Edge - R	
	U-NII-2A_5.25-5.35_802.11ac VHT40_CH62_5310MHz	
ANT	CDD	
Pol.	Horizontal	Fundamental
Peak	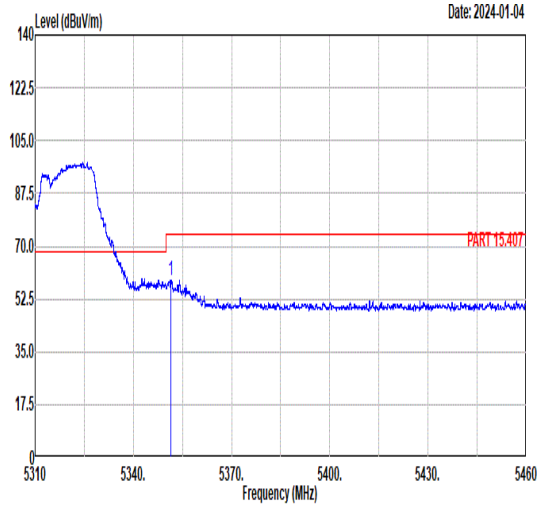 Freq Level Limit Line Margin (dB) Read Level Ant Factor Cable Loss Preamp Factor APos TPos Remark MHz dBuV/m dBuV/m dBuV dB/m dB dB cm deg 1 5351.48 58.89 74.00 -15.11 45.15 34.83 10.94 32.03 332 73 PEAK	Blank
Avg	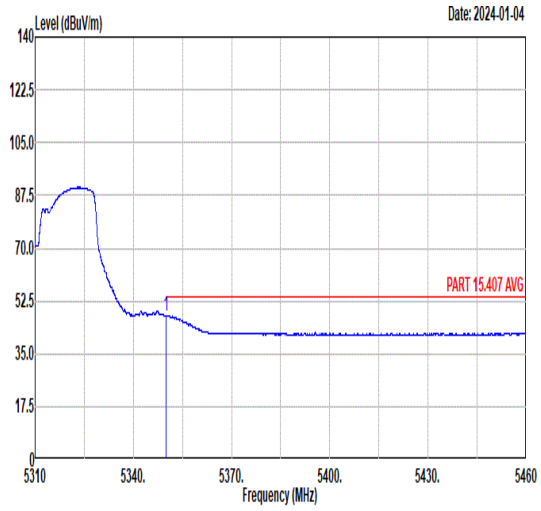 Freq Level Limit Line Margin (dB) Read Level Ant Factor Cable Loss Preamp Factor APos TPos Remark MHz dBuV/m dBuV/m dBuV dB/m dB dB cm deg 1 5350.01 47.60 54.00 -6.40 33.86 34.83 10.94 32.03 332 73 AVERAGE	Blank

Mode	22	
	Band Edge - L	
	U-NII-2A_5.25-5.35_802.11ac VHT40_CH62_5310MHz	
ANT	CDD	
Pol.	Vertical	Fundamental
Peak	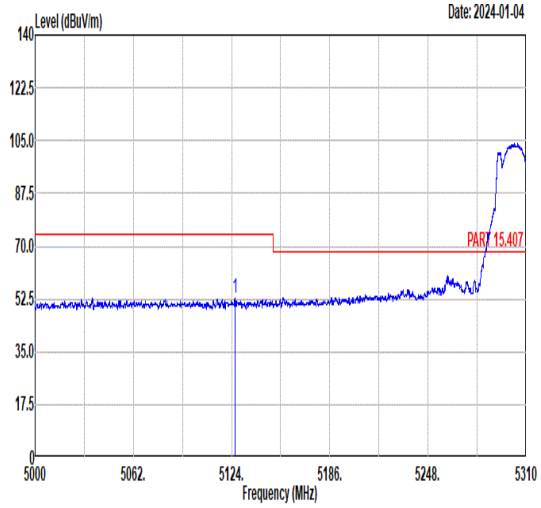 Freq Level Limit Line Margin (dB) Read Level Ant Factor Cable Loss Preamp Factor APos TPos Remark MHz dBuV/m dBuV/m dBuV dB/m dB dB cm deg 1 5126.02 52.96 74.00 -21.04 38.74 34.87 11.10 31.75 200 188 PEAK	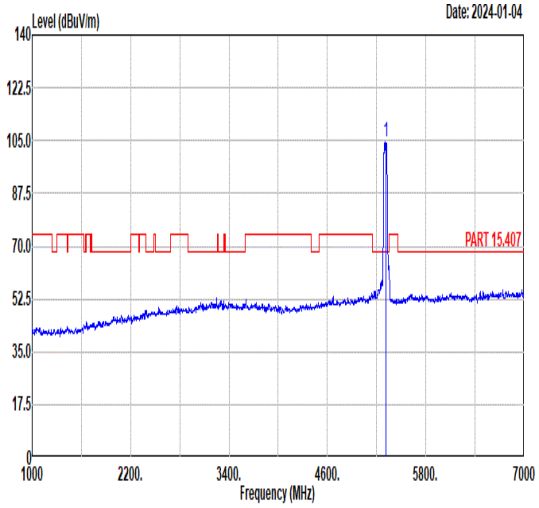 Freq Level Limit Line Margin (dB) Read Level Ant Factor Cable Loss Preamp Factor APos TPos Remark MHz dBuV/m dBuV/m dBuV dB/m dB dB cm deg 1 5310.00 104.63 ------ ------ 90.78 34.84 10.98 31.97 200 188 PEAK
Avg	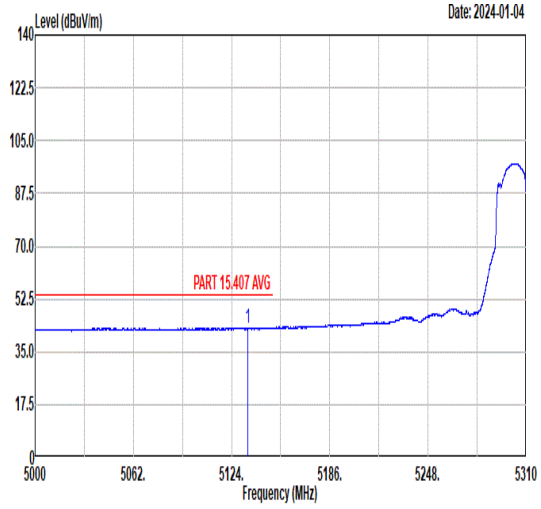 Freq Level Limit Line Margin (dB) Read Level Ant Factor Cable Loss Preamp Factor APos TPos Remark MHz dBuV/m dBuV/m dBuV dB/m dB dB cm deg 1 5134.39 42.97 54.00 -11.03 28.77 34.87 11.09 31.76 200 188 AVERAGE	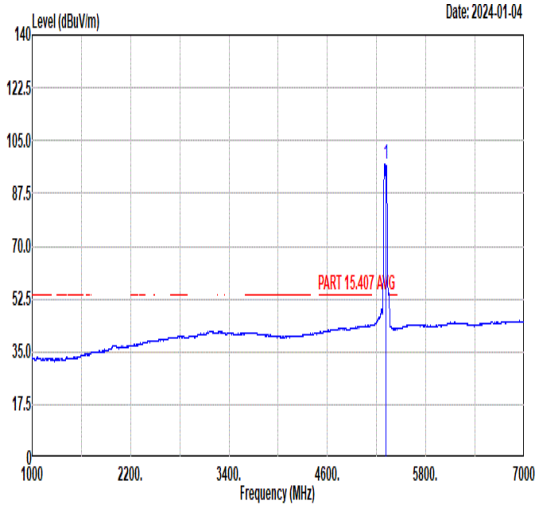 Freq Level Limit Line Margin (dB) Read Level Ant Factor Cable Loss Preamp Factor APos TPos Remark MHz dBuV/m dBuV/m dBuV dB/m dB dB cm deg 1 5310.00 97.19 ------ ------ 83.34 34.84 10.98 31.97 200 188 AVERAGE

Mode	22	
	Band Edge - R	
	U-NII-2A_5.25-5.35_802.11ac VHT40_CH62_5310MHz	
ANT	CDD	
Pol.	Vertical	Fundamental
Peak	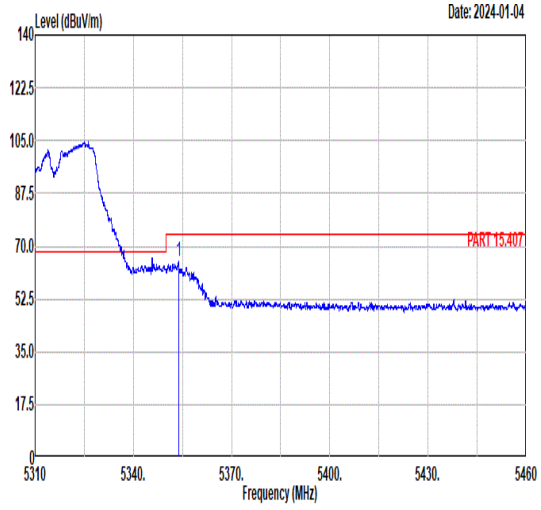 Freq Level Limit Line Margin (dB) Read Level Ant Factor Cable Loss Preamp Factor APos TPos Remark MHz dBuV/m dBuV/m dBuV dB/m dB dB cm deg 1 5353.89 64.73 74.00 -9.27 50.99 34.83 10.94 32.03 200 188 PEAK	Blank
Avg	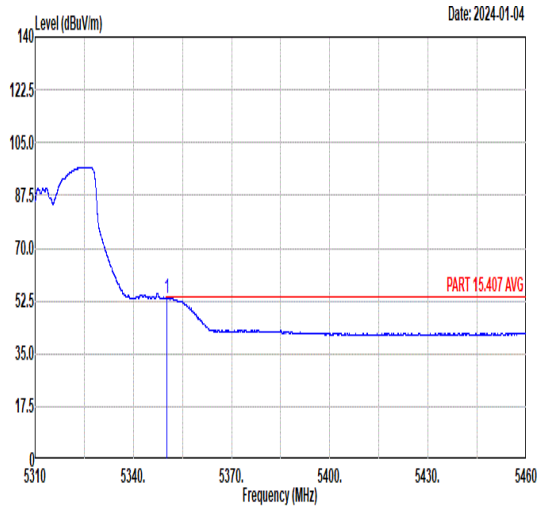 Freq Level Limit Line Margin (dB) Read Level Ant Factor Cable Loss Preamp Factor APos TPos Remark MHz dBuV/m dBuV/m dBuV dB/m dB dB cm deg 1 5350.29 53.51 54.00 -0.49 39.77 34.83 10.94 32.03 200 188 AVERAGE	Blank

Mode	22	
	Harmonic	
	U-NII-2A_5.25-5.35_802.11ac VHT40_CH62_5310MHz	
ANT	CDD	
Pol.	Horizontal	Vertical
Peak Avg	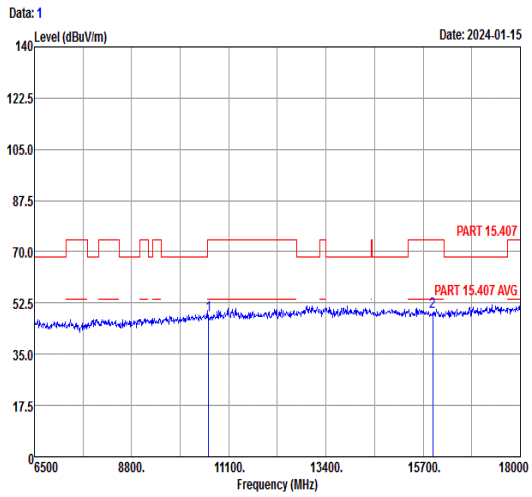 Freq Level Over Limit Limit Line ReadAntenna Level Factor Cable Loss Preamp Factor A/Pos T/Pos Remark MHz dBuV/m dB dBuV/m dBuV dB/m dB dB cm deg 1 10620.00 48.20 -25.80 74.00 60.65 38.85 12.26 63.56 --- --- Peak 2 * 15930.00 49.62 -24.38 74.00 57.94 41.04 14.76 64.12 --- --- Peak	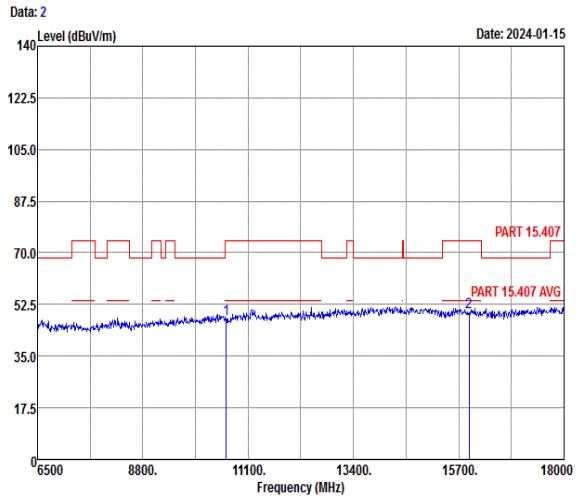 Freq Level Over Limit Limit Line ReadAntenna Level Factor Cable Loss Preamp Factor A/Pos T/Pos Remark MHz dBuV/m dB dBuV/m dBuV dB/m dB dB cm deg 1 10620.00 47.62 -26.38 74.00 60.07 38.85 12.26 63.56 --- --- Peak 2 * 15930.00 50.09 -23.91 74.00 58.41 41.04 14.76 64.12 --- --- Peak

Mode	23
	Band Edge - L
	U-NII-2C_5.47-5.725_802.11ac VHT40_CH102_5510MHz
ANT	CDD

Pol.	Horizontal	Fundamental
Peak	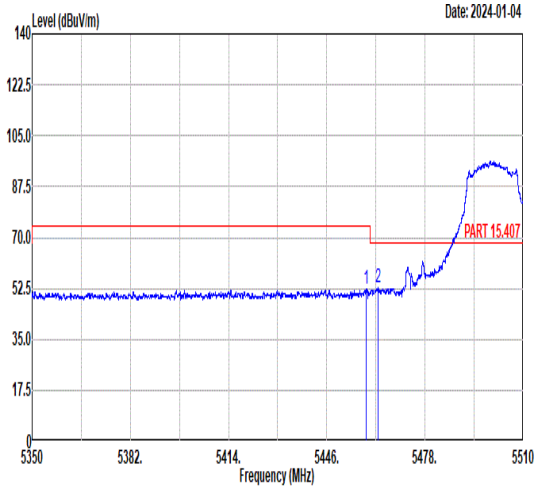 Freq Level Limit Line Margin (dB) Read Level Ant Factor Cable Loss Preamp Factor APos TPos Remark MHz dBuV/m dBuV/m dBuV dB/m dB dB cm deg 1 5458.72 52.31 74.00 -21.69 38.55 34.81 11.11 32.16 331 73 PEAK 2 5462.72 52.65 68.30 -15.65 38.88 34.81 11.13 32.17 331 73 PEAK	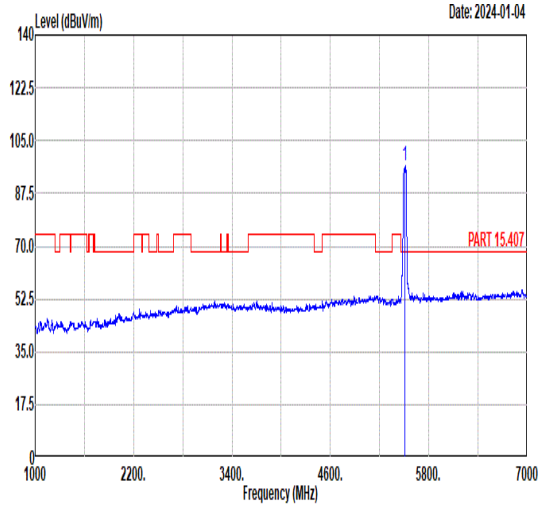 Freq Level Limit Line Margin (dB) Read Level Ant Factor Cable Loss Preamp Factor APos TPos Remark MHz dBuV/m dBuV/m dBuV dB/m dB dB cm deg 1 5510.00 96.51 ------ ------ 82.56 34.82 11.35 32.22 331 73 PEAK
Avg	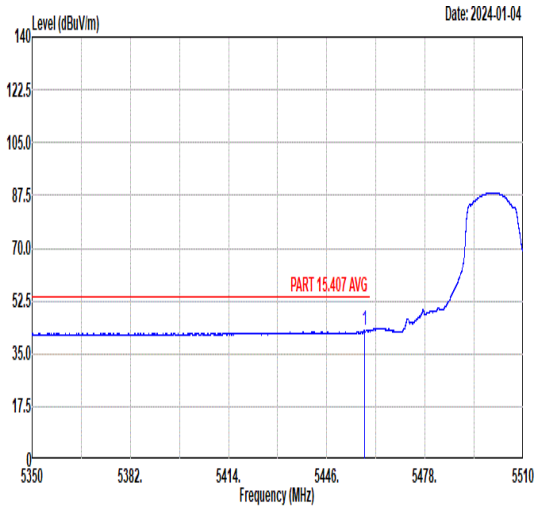 Freq Level Limit Line Margin (dB) Read Level Ant Factor Cable Loss Preamp Factor APos TPos Remark MHz dBuV/m dBuV/m dBuV dB/m dB dB cm deg 1 5458.26 42.72 54.00 -11.28 28.96 34.81 11.11 32.16 331 73 AVERAGE	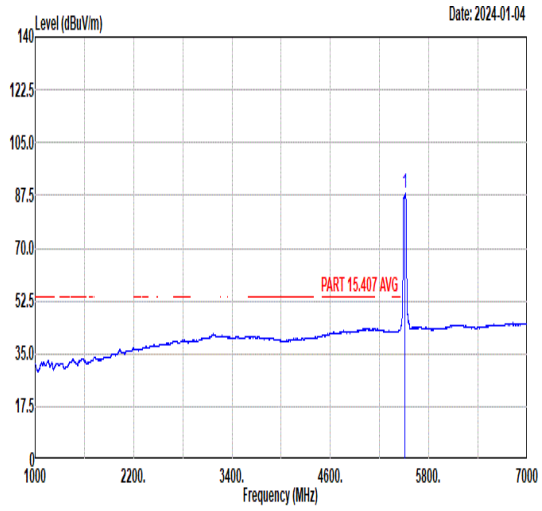 Freq Level Limit Line Margin (dB) Read Level Ant Factor Cable Loss Preamp Factor APos TPos Remark MHz dBuV/m dBuV/m dBuV dB/m dB dB cm deg 1 5510.00 88.10 ------ ------ 74.15 34.82 11.35 32.22 331 73 AVERAGE

Mode	23	
	Band Edge - R	
	U-NII-2C_5.47-5.725_802.11ac VHT40_CH102_5510MHz	
ANT	CDD	
Pol.	Horizontal	Fundamental
Peak	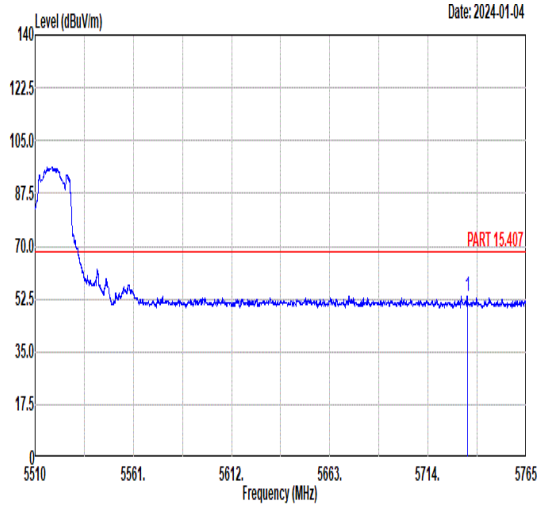 Freq Level Limit Line Margin (dB) Read Level Ant Factor Cable Loss Preamp Factor APos TPos Remark MHz dBuV/m dBuV/m dBuV dB/m dB dB cm deg 1 5734.53 53.47 68.30 -14.83 39.08 35.13 11.65 32.39 331 73 PEAK	Blank

Mode	23	
	Band Edge - L	
	U-NII-2C_5.47-5.725_802.11ac VHT40_CH102_5510MHz	
ANT	CDD	
Pol.	Vertical	Fundamental
Peak	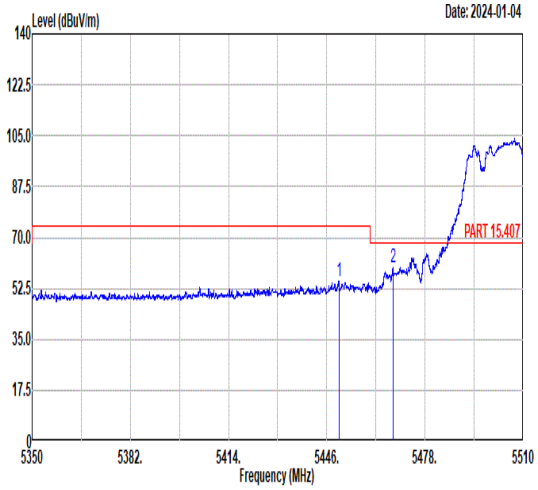 Freq Level Limit Line Margin (dB) Read Level Ant Factor Cable Loss Preamp Factor APos TPos Remark MHz dBuV/m dBuV/m dBuV dB/m dB dB cm deg 1 5449.92 55.15 74.00 -18.85 41.41 34.81 11.08 32.15 176 207 PEAK 2 5467.52 59.80 68.30 -8.50 46.01 34.81 11.15 32.17 176 207 PEAK	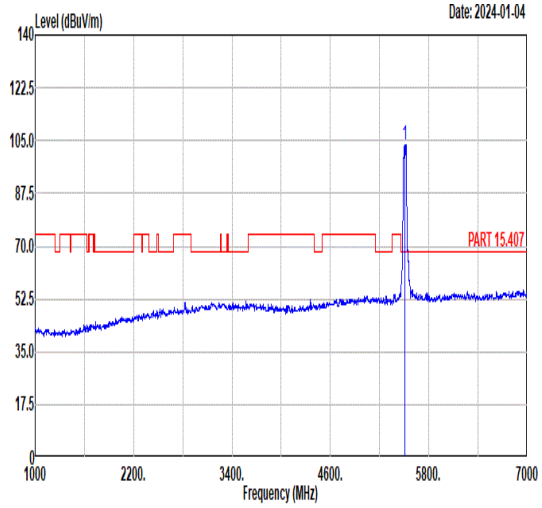 Freq Level Limit Line Margin (dB) Read Level Ant Factor Cable Loss Preamp Factor APos TPos Remark MHz dBuV/m dBuV/m dBuV dB/m dB dB cm deg 1 5510.00 103.71 ------ ------ 89.74 34.83 11.37 32.23 176 207 PEAK
Avg	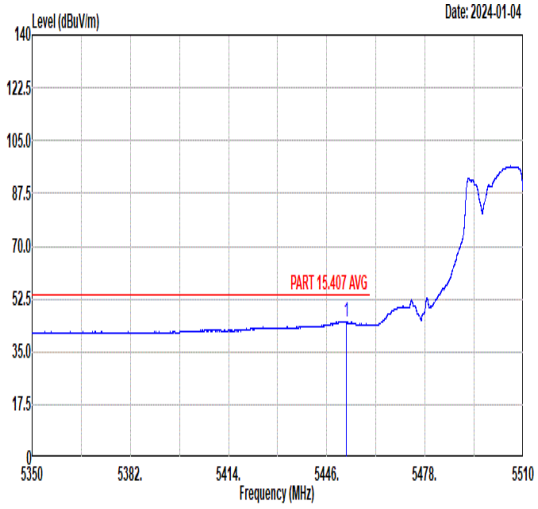 Freq Level Limit Line Margin (dB) Read Level Ant Factor Cable Loss Preamp Factor APos TPos Remark MHz dBuV/m dBuV/m dBuV dB/m dB dB cm deg 1 5452.34 45.11 54.00 -8.89 31.37 34.81 11.09 32.16 176 207 AVERAGE	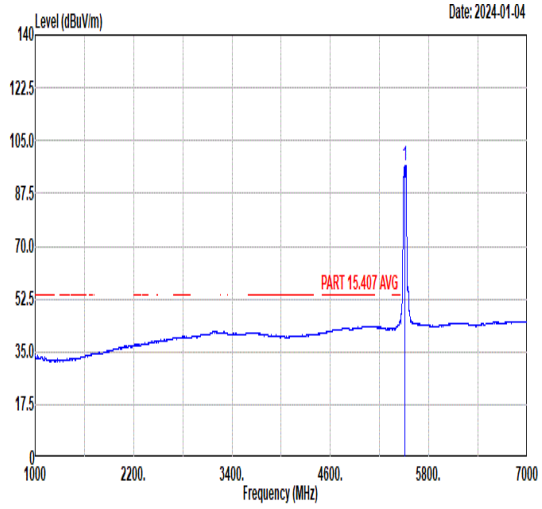 Freq Level Limit Line Margin (dB) Read Level Ant Factor Cable Loss Preamp Factor APos TPos Remark MHz dBuV/m dBuV/m dBuV dB/m dB dB cm deg 1 5510.00 96.77 ------ ------ 82.80 34.83 11.37 32.23 176 207 AVERAGE

Mode	23	
	Band Edge - R	
	U-NII-2C_5.47-5.725_802.11ac VHT40_CH102_5510MHz	
ANT	CDD	
Pol.	Vertical	Fundamental
Peak	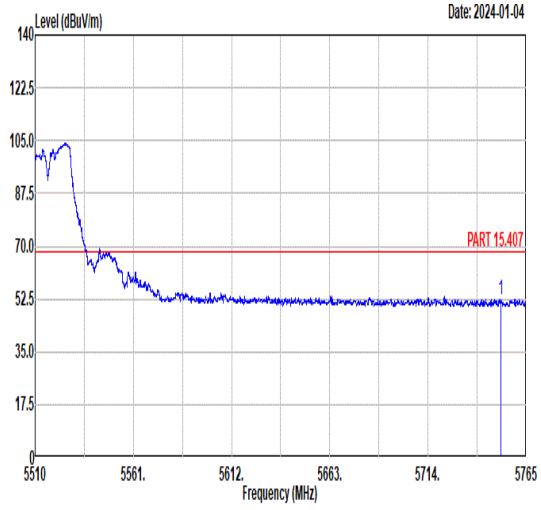 Freq Level Limit Line Margin (dB) Read Level Ant Factor Cable Loss Preamp Factor APos TPos Remark MHz dBuV/m dBuV/m dBuV dB/m dB dB cm deg 1 5751.87 52.42 68.30 -15.88 38.04 35.15 11.64 32.41 176 207 PEAK	Blank

Mode	23	
	Harmonic	
	U-NII-2C_5.47-5.725_802.11ac VHT40_CH102_5510MHz	
ANT	CDD	
Pol.	Horizontal	Vertical
Peak Avg	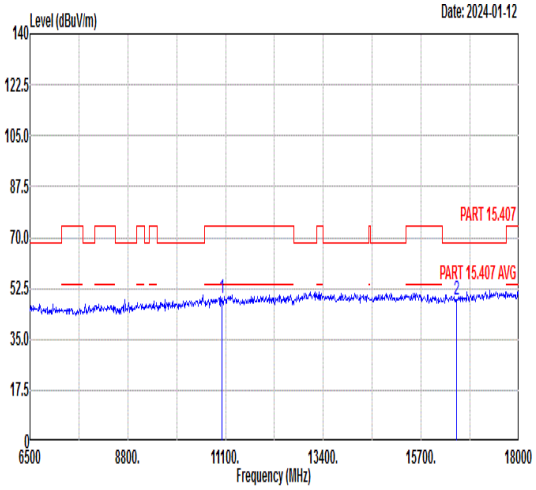 Freq Level Limit Line Margin Read Level Ant Factor Cable Loss Preamp Factor APos TPos Remark MHz dBuV/m dBuV/m dB dBuV dB/m dB dB cm deg 1 11020.00 49.14 74.00 -24.86 61.01 39.01 12.54 63.42 --- --- Peak 2 16530.00 48.75 68.30 -19.55 56.89 41.36 15.19 64.69 --- --- Peak	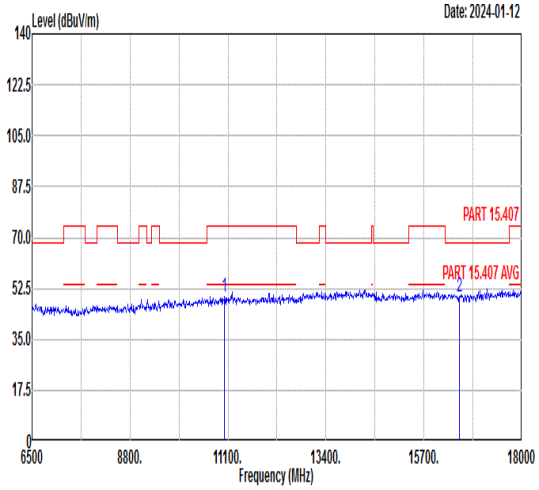 Freq Level Limit Line Margin Read Level Ant Factor Cable Loss Preamp Factor APos TPos Remark MHz dBuV/m dBuV/m dB dBuV dB/m dB dB cm deg 1 11020.00 49.53 74.00 -24.47 61.40 39.01 12.54 63.42 --- --- Peak 2 16530.00 49.88 68.30 -18.42 58.02 41.36 15.19 64.69 --- --- Peak

Mode	24	
	Harmonic	
	U-NII-2C_5.47-5.725_802.11ac VHT40_CH110_5550MHz	
ANT	CDD	
Pol.	Horizontal	Vertical
Peak Avg	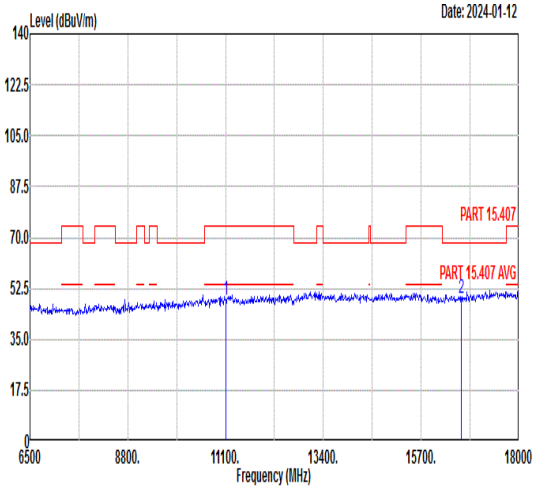 Freq Level Limit Line Margin Read Level Ant Factor Cable Loss Preamp Factor APos TPos Remark MHz dBuV/m dBuV/m dB dBuV dB/m dB dB cm deg 1 11100.00 48.84 74.00 -25.16 60.63 39.04 12.59 63.42 --- --- Peak 2 16650.00 49.17 68.30 -19.13 57.29 41.42 15.28 64.82 --- --- Peak	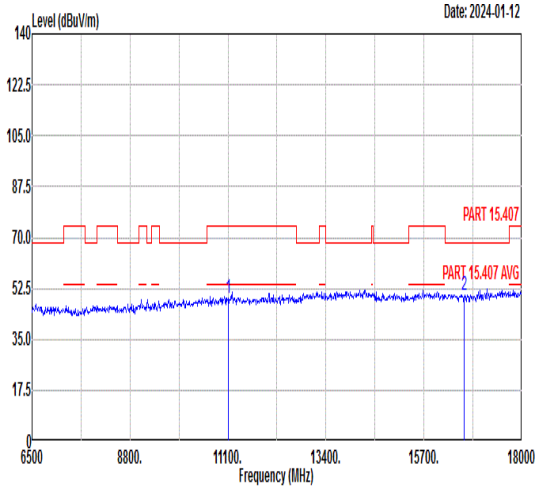 Freq Level Limit Line Margin Read Level Ant Factor Cable Loss Preamp Factor APos TPos Remark MHz dBuV/m dBuV/m dB dBuV dB/m dB dB cm deg 1 11100.00 48.88 74.00 -25.12 60.67 39.04 12.59 63.42 --- --- Peak 2 16650.00 50.13 68.30 -18.17 58.25 41.42 15.28 64.82 --- --- Peak

Mode	25
	Band Edge - L
	U-NII-2C_5.47-5.725_802.11ac VHT40_CH134_5670MHz
ANT	CDD

Pol.	Horizontal	Fundamental
Peak	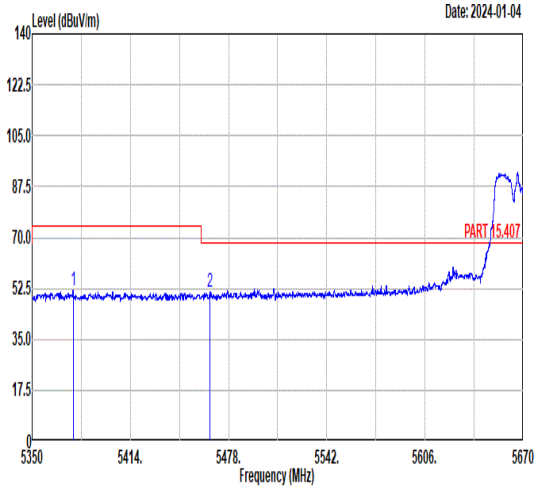 Freq Level Limit Line Margin (dB) Read Level Ant Factor Cable Loss Preamp Factor APos TPos Remark MHz dBuV/m dBuV/m dBuV dB/m dB dB cm deg 1 5376.72 51.75 74.00 -22.25 38.07 34.82 10.92 32.06 321 72 PEAK 2 5466.03 51.16 68.30 -17.14 37.37 34.81 11.15 32.17 321 72 PEAK	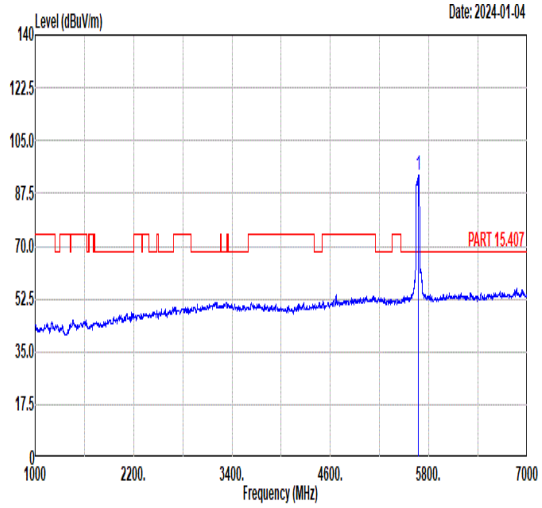 Freq Level Limit Line Margin (dB) Read Level Ant Factor Cable Loss Preamp Factor APos TPos Remark MHz dBuV/m dBuV/m dBuV dB/m dB dB cm deg 1 5670.00 93.44 ------ ------ 79.06 35.05 11.68 32.35 321 72 PEAK
Avg	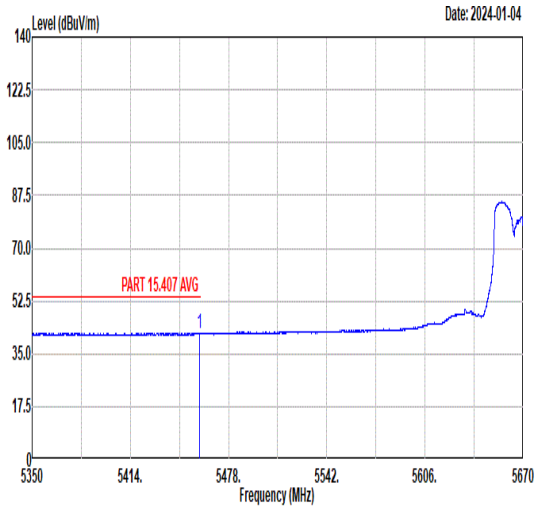 Freq Level Limit Line Margin (dB) Read Level Ant Factor Cable Loss Preamp Factor APos TPos Remark MHz dBuV/m dBuV/m dBuV dB/m dB dB cm deg 1 5458.96 41.95 54.00 -12.05 28.18 34.81 11.12 32.16 321 72 AVERAGE	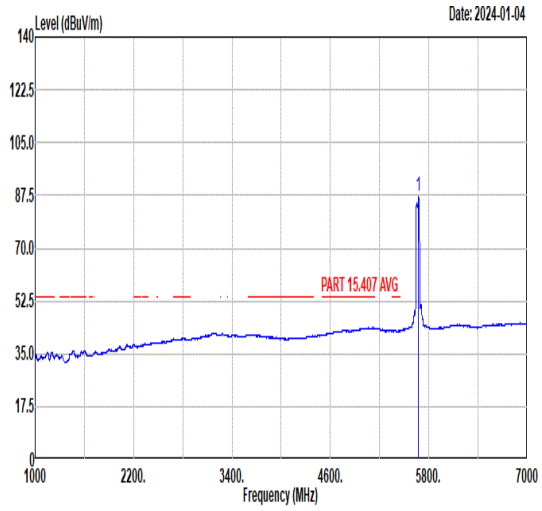 Freq Level Limit Line Margin (dB) Read Level Ant Factor Cable Loss Preamp Factor APos TPos Remark MHz dBuV/m dBuV/m dBuV dB/m dB dB cm deg 1 5670.00 86.91 ------ ------ 72.53 35.04 11.68 32.34 321 72 AVERAGE

Mode	25	
	Band Edge - R	
	U-NII-2C_5.47-5.725_802.11ac VHT40_CH134_5670MHz	
ANT	CDD	
Pol.	Horizontal	Fundamental
Peak	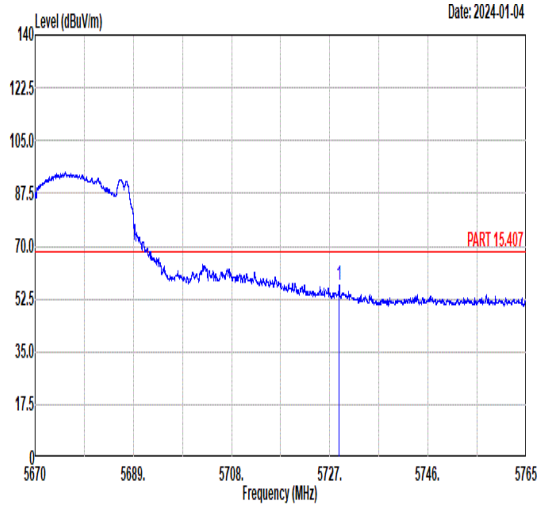 Freq Level Limit Line Margin (dB) Read Level Ant Factor Cable Loss Preamp Factor APos TPos Remark MHz dBuV/m dBuV/m dBuV dB/m dB dB cm deg 1 5728.77 57.28 68.30 -11.02 42.90 35.12 11.65 32.39 321 72 PEAK	Blank

Mode	25	
	Band Edge - L	
	U-NII-2C_5.47-5.725_802.11ac VHT40_CH134_5670MHz	
ANT	CDD	
Pol.	Vertical	Fundamental
Peak	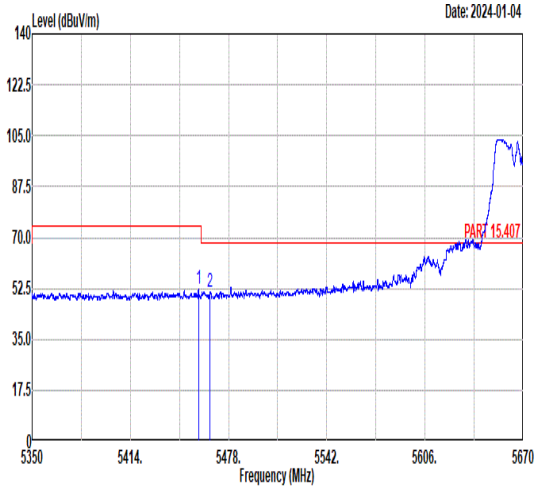 Freq Level Limit Line Margin (dB) Read Level Ant Factor Cable Loss Preamp Factor APos TPos Remark MHz dBuV/m dBuV/m dBuV dB/m dB dB cm deg 1 5458.35 52.26 74.00 -21.74 38.50 34.81 11.11 32.16 255 0 PEAK 2 5466.03 51.50 68.30 -16.80 37.71 34.81 11.15 32.17 255 0 PEAK	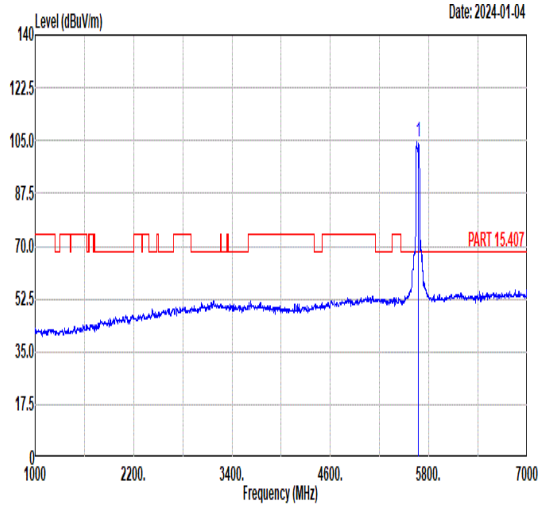 Freq Level Limit Line Margin (dB) Read Level Ant Factor Cable Loss Preamp Factor APos TPos Remark MHz dBuV/m dBuV/m dBuV dB/m dB dB cm deg 1 5670.00 104.52 ------ ------ 90.15 35.01 11.69 32.33 255 0 PEAK
Avg	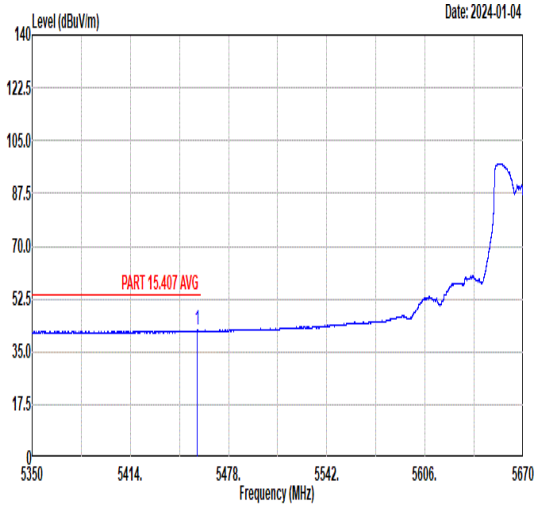 Freq Level Limit Line Margin (dB) Read Level Ant Factor Cable Loss Preamp Factor APos TPos Remark MHz dBuV/m dBuV/m dBuV dB/m dB dB cm deg 1 5457.39 42.10 54.00 -11.90 28.34 34.81 11.11 32.16 255 0 AVERAGE	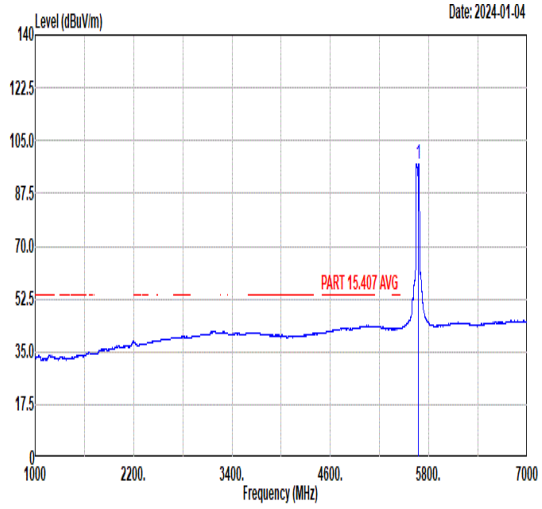 Freq Level Limit Line Margin (dB) Read Level Ant Factor Cable Loss Preamp Factor APos TPos Remark MHz dBuV/m dBuV/m dBuV dB/m dB dB cm deg 1 5670.00 97.31 ------ ------ 82.94 35.01 11.69 32.33 255 0 AVERAGE

Mode	25	
	Band Edge - R	
	U-NII-2C_5.47-5.725_802.11ac VHT40_CH134_5670MHz	
ANT	CDD	
Pol.	Vertical	Fundamental
Peak	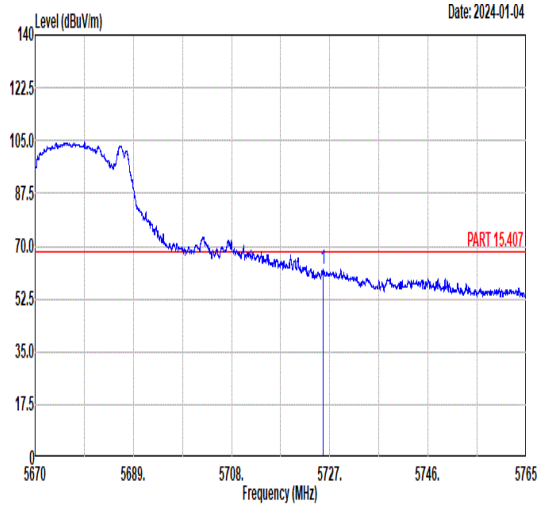 Freq Level Limit Line Margin (dB) Read Level Ant Factor Cable Loss Preamp Factor APos TPos Remark MHz dBuV/m dBuV/m dBuV dB/m dB dB cm deg 1 5725.73 62.18 68.30 -6.12 47.80 35.12 11.65 32.39 255 0 PEAK	Blank

Mode	25	
	Harmonic	
	U-NII-2C_5.47-5.725_802.11ac VHT40_CH134_5670MHz	
ANT	CDD	
Pol.	Horizontal	Vertical
Peak Avg	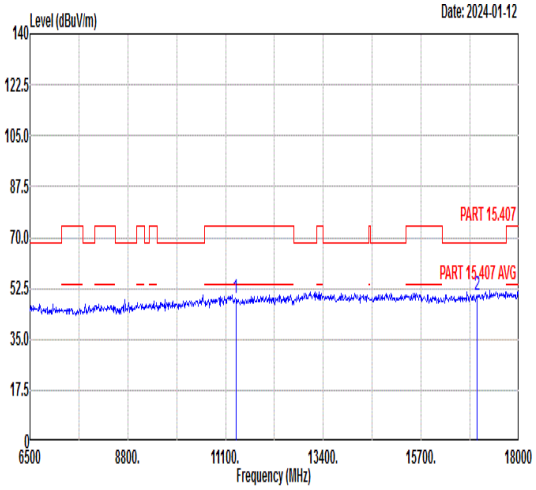 Freq Level Limit Line Margin Read Level Ant Factor Cable Loss Preamp Factor APos TPos Remark MHz dBuV/m dBuV/m dB dBuV dB/m dB dB cm deg 1 11340.00 49.09 74.00 -24.91 60.62 39.14 12.77 63.44 --- --- Peak 2 17010.00 50.30 68.30 -18.00 58.33 41.61 15.55 65.19 --- --- Peak	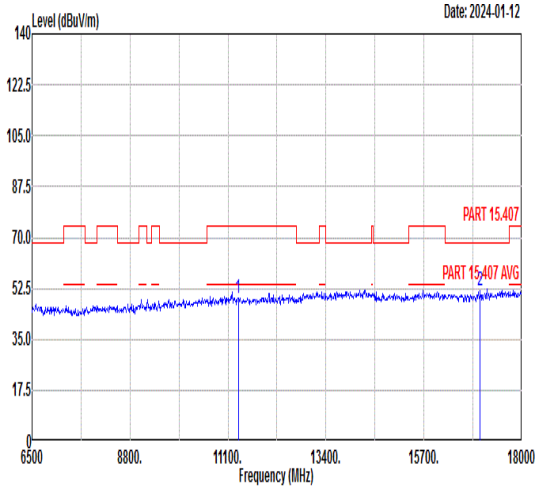 Freq Level Limit Line Margin Read Level Ant Factor Cable Loss Preamp Factor APos TPos Remark MHz dBuV/m dBuV/m dB dBuV dB/m dB dB cm deg 1 11340.00 49.22 74.00 -24.78 60.75 39.14 12.77 63.44 --- --- Peak 2 17010.00 51.82 68.30 -16.48 59.85 41.61 15.55 65.19 --- --- Peak

Mode	26	
	Band Edge - L	
	U-NII-1_5.15-5.25_802.11ac VHT80_CH42_5210MHz	
ANT	CDD	
Pol.	Horizontal	Fundamental
Peak	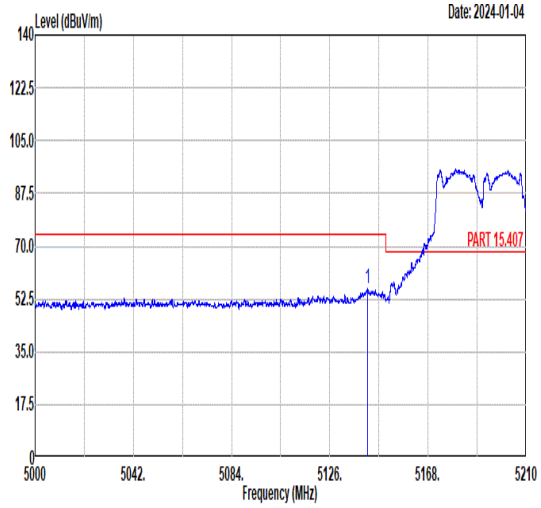 Freq Level Limit Line Margin (dB) Read Level Ant Factor Cable Loss Preamp Factor APos TPos Remark MHz dBuV/m dBuV/m dBuV dB/m dB dB cm deg 1 5142.30 55.86 74.00 -18.14 41.67 34.87 11.09 31.77 400 72 PEAK	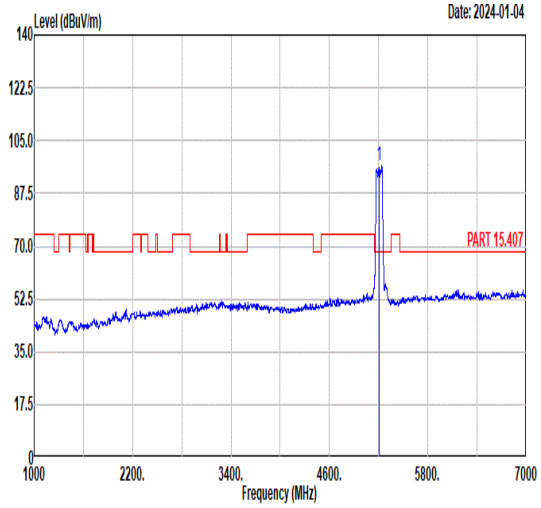 Freq Level Limit Line Margin (dB) Read Level Ant Factor Cable Loss Preamp Factor APos TPos Remark MHz dBuV/m dBuV/m dBuV dB/m dB dB cm deg 1 5210.00 96.57 ------ ------ 82.58 34.85 11.03 31.89 400 72 PEAK
Avg	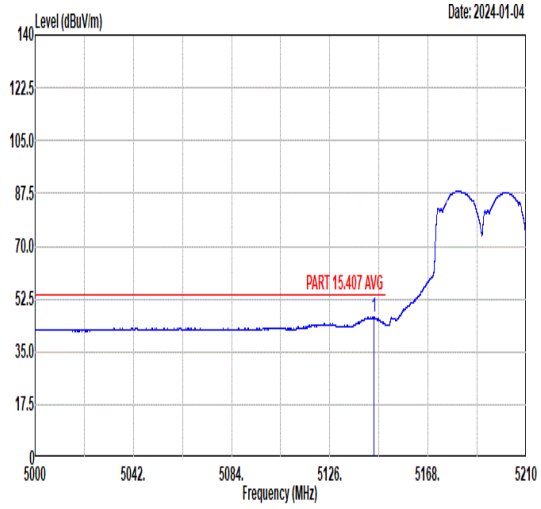 Freq Level Limit Line Margin (dB) Read Level Ant Factor Cable Loss Preamp Factor APos TPos Remark MHz dBuV/m dBuV/m dBuV dB/m dB dB cm deg 1 5145.01 46.47 54.00 -7.53 32.29 34.87 11.09 31.78 400 72 AVERAGE	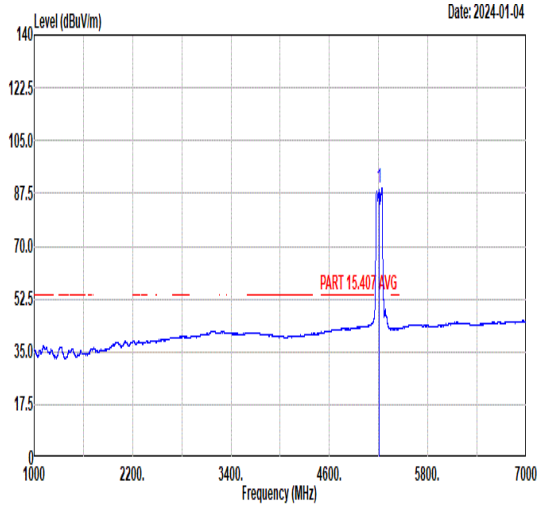 Freq Level Limit Line Margin (dB) Read Level Ant Factor Cable Loss Preamp Factor APos TPos Remark MHz dBuV/m dBuV/m dBuV dB/m dB dB cm deg 1 5210.00 89.53 ------ ------ 75.54 34.85 11.03 31.89 400 72 AVERAGE

Mode	26	
	Band Edge - R	
	U-NII-1_5.15-5.25_802.11ac VHT80_CH42_5210MHz	
ANT	CDD	
Pol.	Horizontal	Fundamental
Peak	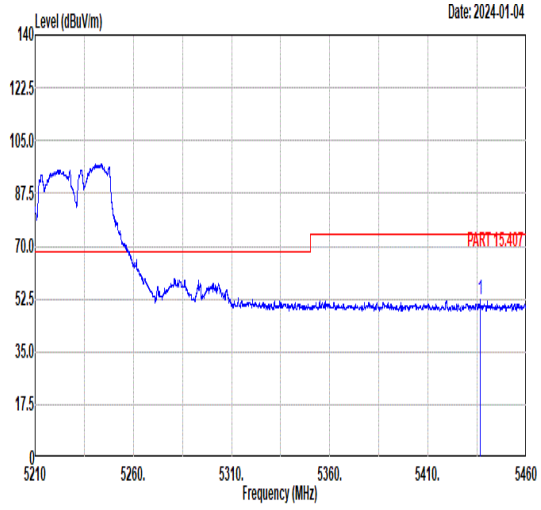 Freq Level Limit Line Margin (dB) Read Level Ant Factor Cable Loss Preamp Factor APos TPos Remark MHz dBuV/m dBuV/m dBuV dB/m dB dB cm deg 1 5436.65 52.28 74.00 -21.72 38.59 34.81 11.02 32.14 400 72 PEAK	Blank
Avg	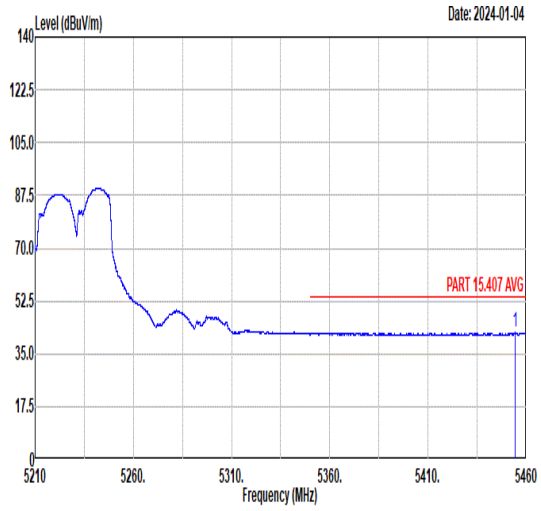 Freq Level Limit Line Margin (dB) Read Level Ant Factor Cable Loss Preamp Factor APos TPos Remark MHz dBuV/m dBuV/m dBuV dB/m dB dB cm deg 1 5454.38 42.08 54.00 -11.92 28.33 34.81 11.10 32.16 400 72 AVERAGE	Blank

Mode	26	
	Band Edge - L	
	U-NII-1_5.15-5.25_802.11ac VHT80_CH42_5210MHz	
ANT	CDD	
Pol.	Vertical	Fundamental
Peak	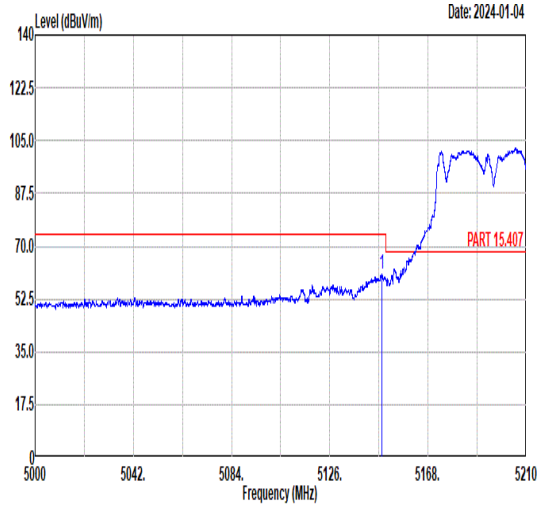 Freq Level Limit Line Margin (dB) Read Level Ant Factor Cable Loss Preamp Factor APos TPos Remark 1 5148.39 60.80 74.00 -13.20 46.62 34.87 11.09 31.78 200 132 PEAK	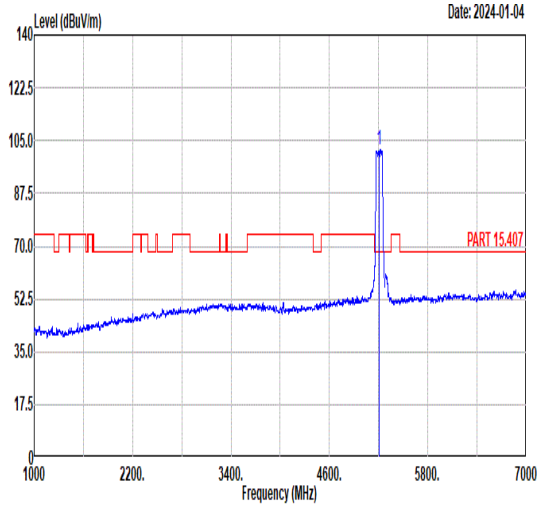 Freq Level Limit Line Margin (dB) Read Level Ant Factor Cable Loss Preamp Factor APos TPos Remark 1 5210.00 101.80 ------ ------ 87.77 34.86 11.04 31.87 200 132 PEAK
Avg	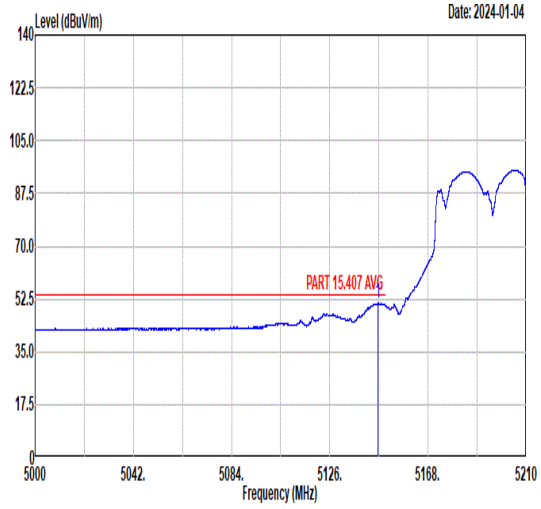 Freq Level Limit Line Margin (dB) Read Level Ant Factor Cable Loss Preamp Factor APos TPos Remark 1 5146.69 51.16 54.00 -2.84 36.98 34.87 11.09 31.78 200 132 AVERAGE	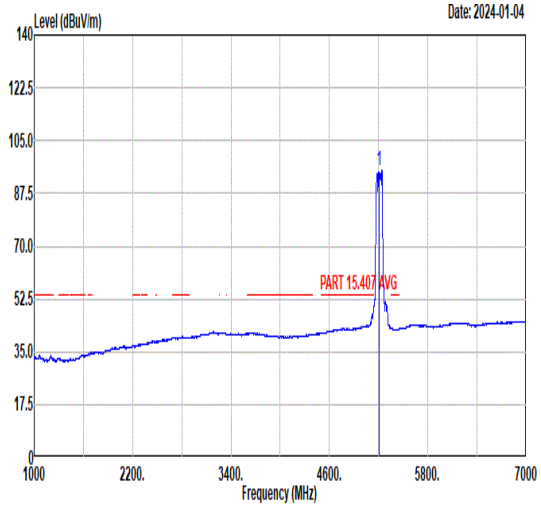 Freq Level Limit Line Margin (dB) Read Level Ant Factor Cable Loss Preamp Factor APos TPos Remark 1 5210.00 94.99 ------ ------ 81.00 34.85 11.03 31.89 200 132 AVERAGE

Mode	26	
	Band Edge - R	
	U-NII-1_5.15-5.25_802.11ac VHT80_CH42_5210MHz	
ANT	CDD	
Pol.	Vertical	Fundamental
Peak	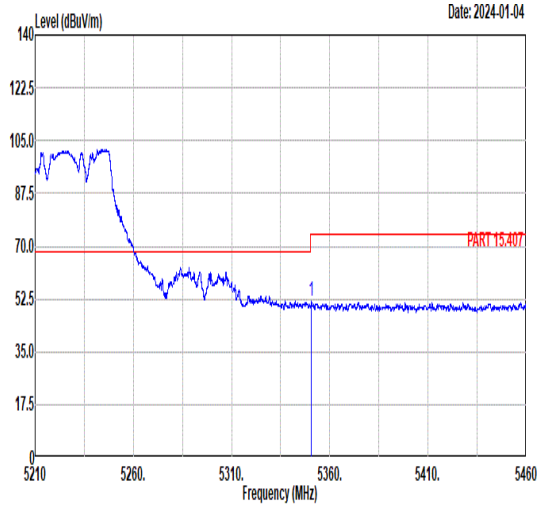 Freq Level Limit Line Margin (dB) Read Level Ant Factor Cable Loss Preamp Factor APos TPos Remark MHz dBuV/m dBuV/m dBuV dB/m dB dB cm deg 1 5350.65 51.53 74.00 -22.47 37.79 34.83 10.94 32.03 200 132 PEAK	Blank
Avg	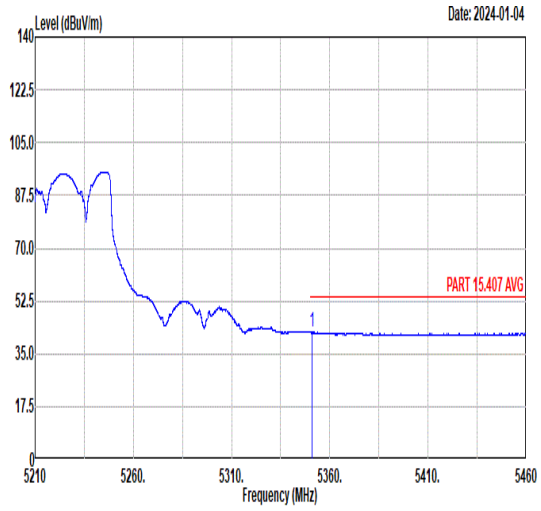 Freq Level Limit Line Margin (dB) Read Level Ant Factor Cable Loss Preamp Factor APos TPos Remark MHz dBuV/m dBuV/m dBuV dB/m dB dB cm deg 1 5350.88 42.18 54.00 -11.82 28.44 34.83 10.94 32.03 200 132 AVERAGE	Blank

Mode	26	
	Harmonic	
	U-NII-1_5.15-5.25_802.11ac VHT80_CH42_5210MHz	
ANT	CDD	
Pol.	Horizontal	Vertical
Peak Avg	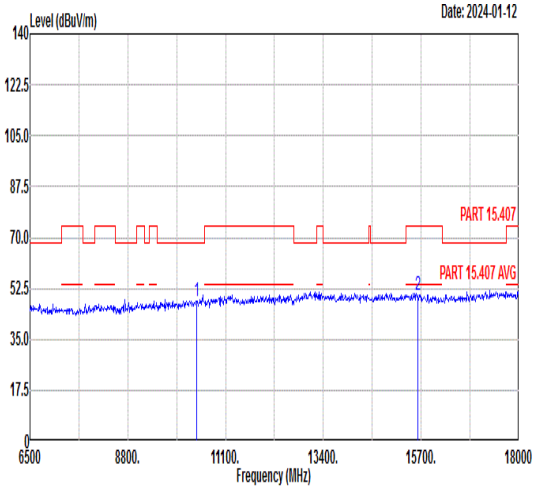 Freq Level Limit Line Margin Read Level Ant Factor Cable Loss Preamp Factor APos TPos Remark MHz dBuV/m dBuV/m dB dBuV dB/m dB dB cm deg 1 10420.00 48.12 68.30 -20.18 60.87 38.77 12.11 63.63 --- --- Peak 2 15630.00 50.06 74.00 -23.94 58.66 40.80 14.62 64.02 --- --- Peak	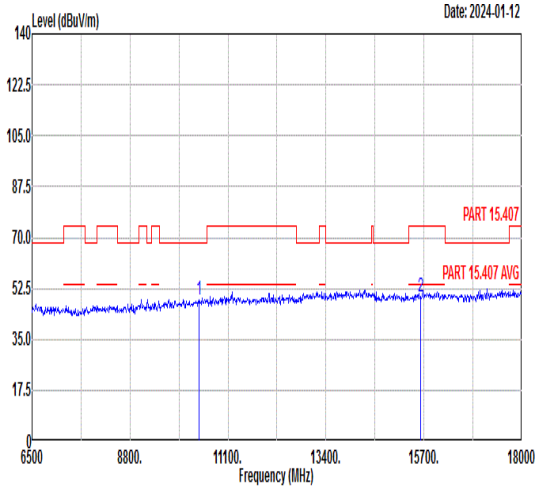 Freq Level Limit Line Margin Read Level Ant Factor Cable Loss Preamp Factor APos TPos Remark MHz dBuV/m dBuV/m dB dBuV dB/m dB dB cm deg 1 10420.00 48.52 68.30 -19.78 61.27 38.77 12.11 63.63 --- --- Peak 2 15630.00 49.59 74.00 -24.41 58.19 40.80 14.62 64.02 --- --- Peak

Mode	27	
	Band Edge - L	
	U-NII-2A_5.25-5.35_802.11ac VHT80_CH58_5290MHz	
ANT	CDD	
Pol.	Horizontal	Fundamental
Peak	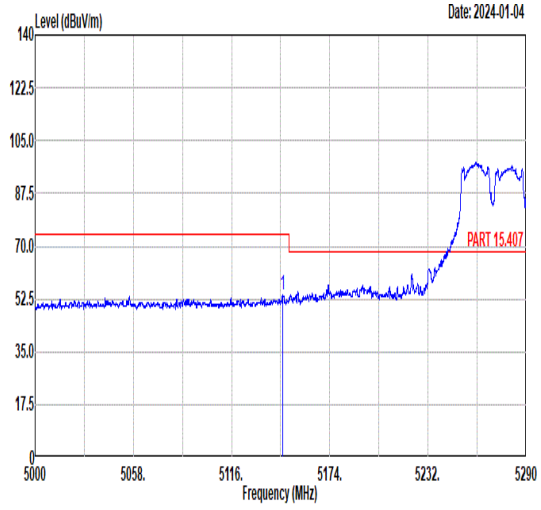 Freq Level Limit Line Margin (dB) Read Level Ant Factor Cable Loss Preamp Factor APos TPos Remark MHz dBuV/m dBuV/m dBuV dB/m dB dB cm deg 1 5146.02 53.96 74.00 -20.04 39.78 34.87 11.09 31.78 324 71 PEAK	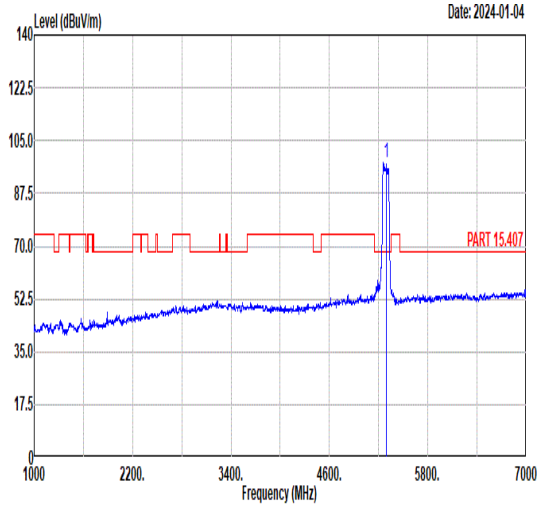 Freq Level Limit Line Margin (dB) Read Level Ant Factor Cable Loss Preamp Factor APos TPos Remark MHz dBuV/m dBuV/m dBuV dB/m dB dB cm deg 1 5290.00 97.99 ------ ------ 84.03 34.85 11.02 31.91 324 71 PEAK
Avg	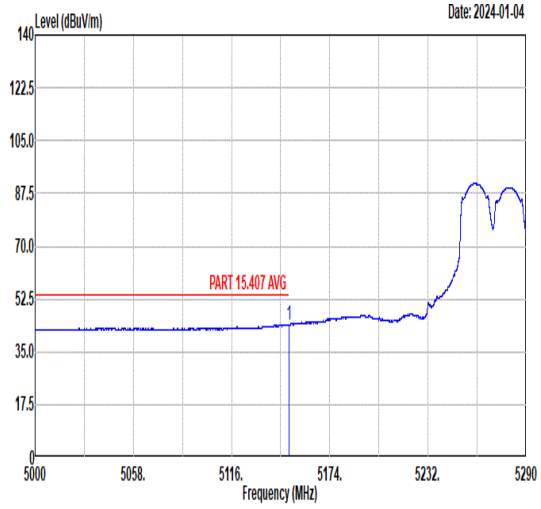 Freq Level Limit Line Margin (dB) Read Level Ant Factor Cable Loss Preamp Factor APos TPos Remark MHz dBuV/m dBuV/m dBuV dB/m dB dB cm deg 1 5149.99 44.03 54.00 -9.97 29.86 34.87 11.08 31.78 324 71 AVERAGE	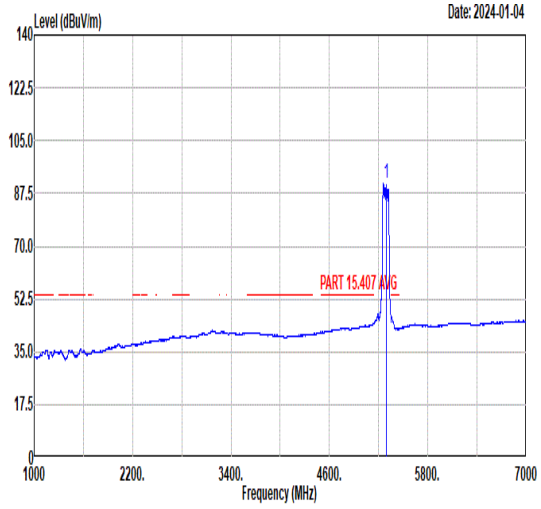 Freq Level Limit Line Margin (dB) Read Level Ant Factor Cable Loss Preamp Factor APos TPos Remark MHz dBuV/m dBuV/m dBuV dB/m dB dB cm deg 1 5290.00 90.67 ------ ------ 76.71 34.85 11.02 31.91 324 71 AVERAGE

Mode	27	
	Band Edge - R	
	U-NII-2A_5.25-5.35_802.11ac VHT80_CH58_5290MHz	
ANT	CDD	
Pol.	Horizontal	Fundamental
Peak	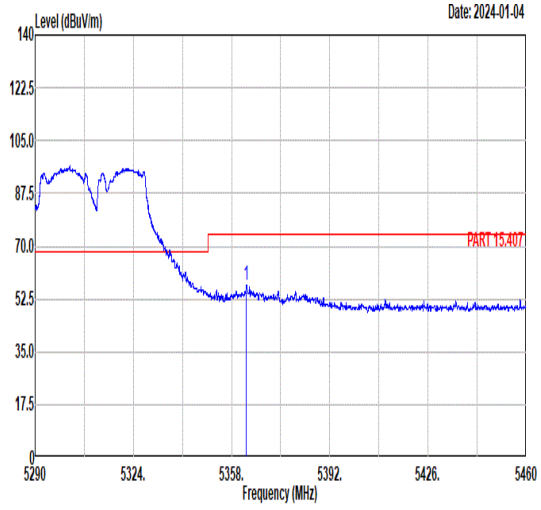 Freq Level Limit Line Margin (dB) Read Level Ant Factor Cable Loss Preamp Factor APos TPos Remark MHz dBuV/m dBuV/m dBuV dB/m dB dB cm deg 1 5363.19 57.08 74.00 -16.92 43.37 34.83 10.93 32.05 324 71 PEAK	Blank
Avg	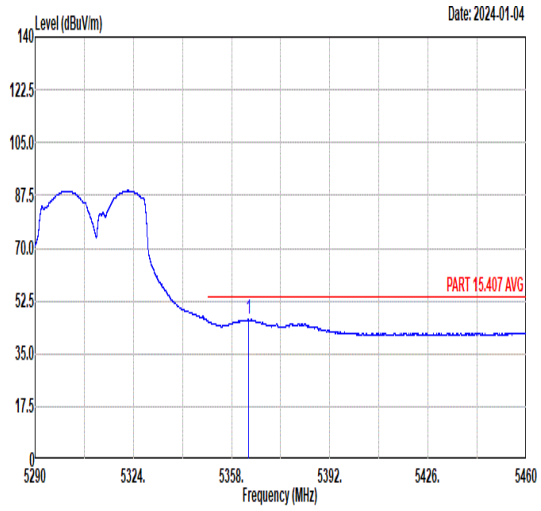 Freq Level Limit Line Margin (dB) Read Level Ant Factor Cable Loss Preamp Factor APos TPos Remark MHz dBuV/m dBuV/m dBuV dB/m dB dB cm deg 1 5363.88 46.32 54.00 -7.68 32.61 34.83 10.93 32.05 324 71 AVERAGE	Blank

Mode	27	
	Band Edge - L	
	U-NII-2A_5.25-5.35_802.11ac VHT80_CH58_5290MHz	
ANT	CDD	
Pol.	Vertical	Fundamental
Peak	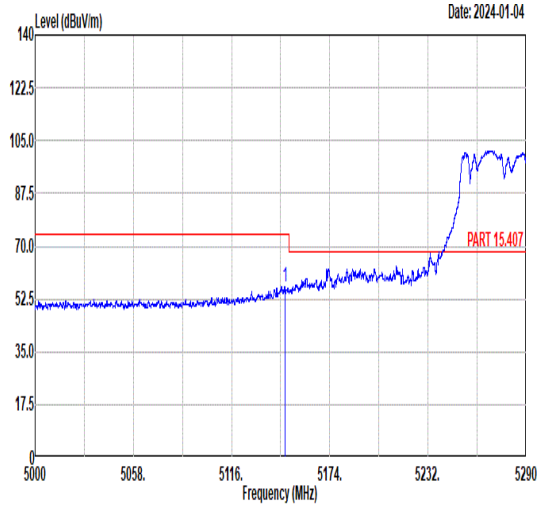 Freq Level Limit Line Margin (dB) Read Level Ant Factor Cable Loss Preamp Factor APos TPos Remark MHz dBuV/m dBuV/m dBuV dB/m dB dB cm deg 1 5147.44 56.62 74.00 -17.38 42.44 34.87 11.09 31.78 193 209 PEAK	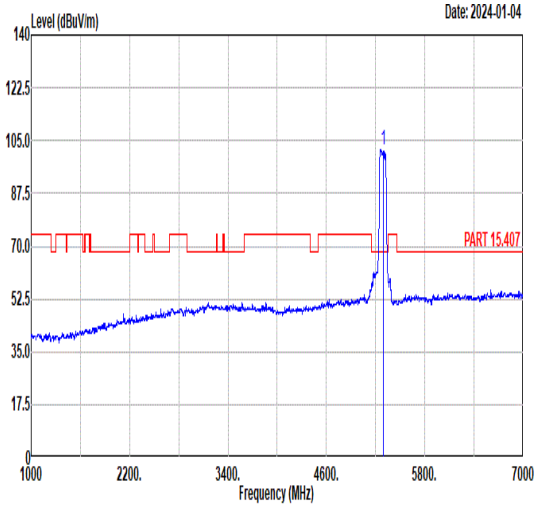 Freq Level Limit Line Margin (dB) Read Level Ant Factor Cable Loss Preamp Factor APos TPos Remark MHz dBuV/m dBuV/m dBuV dB/m dB dB cm deg 1 5290.00 101.75 ------ ------ 87.82 34.85 11.01 31.93 193 209 PEAK
Avg	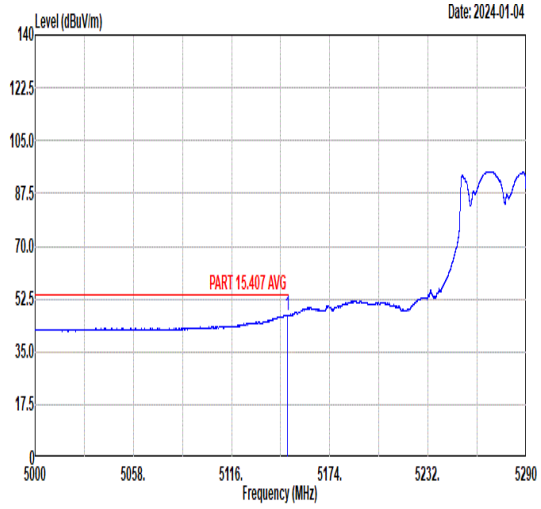 Freq Level Limit Line Margin (dB) Read Level Ant Factor Cable Loss Preamp Factor APos TPos Remark MHz dBuV/m dBuV/m dBuV dB/m dB dB cm deg 1 5148.94 47.27 54.00 -6.73 33.09 34.87 11.09 31.78 193 209 AVERAGE	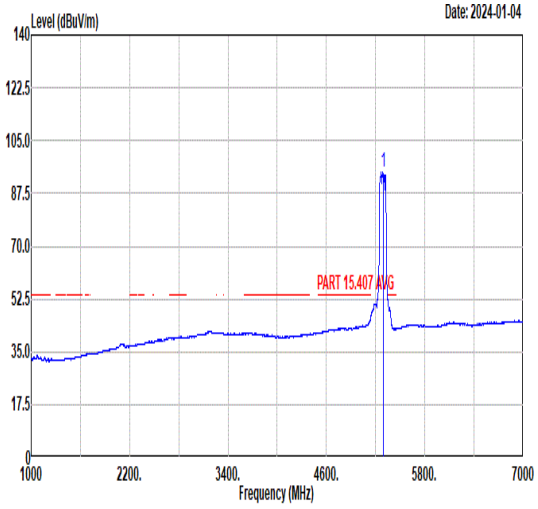 Freq Level Limit Line Margin (dB) Read Level Ant Factor Cable Loss Preamp Factor APos TPos Remark MHz dBuV/m dBuV/m dBuV dB/m dB dB cm deg 1 5290.00 94.52 ------ ------ 80.58 34.85 11.01 31.92 193 209 AVERAGE

Mode	27	
	Band Edge - R	
	U-NII-2A_5.25-5.35_802.11ac VHT80_CH58_5290MHz	
ANT	CDD	
Pol.	Vertical	Fundamental
Peak	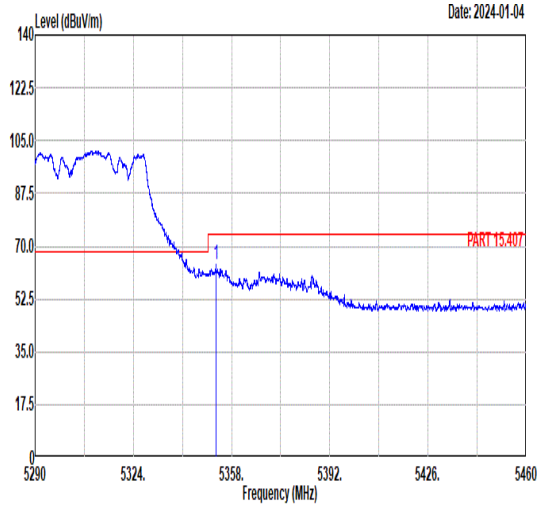 Freq Level Limit Line Margin (dB) Read Level Ant Factor Cable Loss Preamp Factor APos TPos Remark MHz dBuV/m dBuV/m dBuV dB/m dB dB cm deg 1 5352.65 63.71 74.00 -10.29 49.97 34.83 10.94 32.03 193 209 PEAK	Blank
Avg	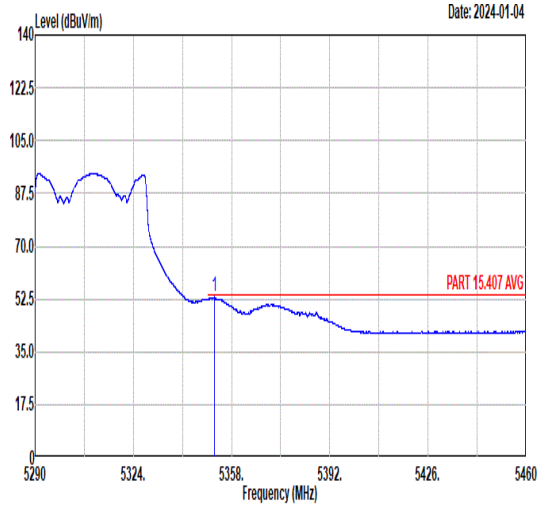 Freq Level Limit Line Margin (dB) Read Level Ant Factor Cable Loss Preamp Factor APos TPos Remark MHz dBuV/m dBuV/m dBuV dB/m dB dB cm deg 1 5351.97 53.16 54.00 -0.84 39.42 34.83 10.94 32.03 193 209 AVERAGE	Blank

Mode	27	
	Harmonic	
	U-NII-2A_5.25-5.35_802.11ac VHT80_CH58_5290MHz	
ANT	CDD	
Pol.	Horizontal	Vertical
Peak Avg	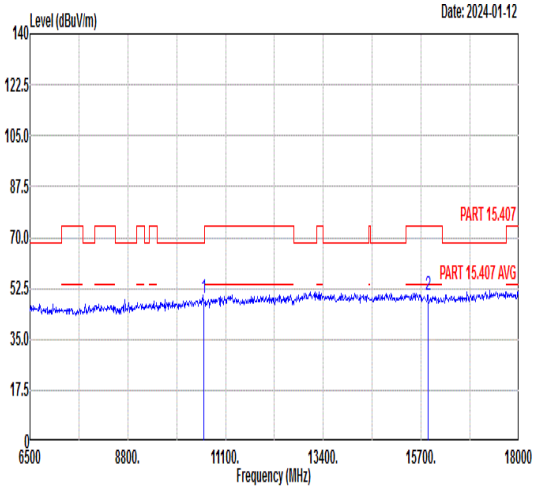 Freq Level Limit Line Margin Read Level Ant Factor Cable Loss Preamp Factor APos TPos Remark MHz dBuV/m dBuV/m dB dBuV dB/m dB dB cm deg 1 10580.00 49.24 68.30 -19.06 61.77 38.83 12.22 63.58 --- --- Peak 2 15870.00 50.32 74.00 -23.68 58.69 41.00 14.73 64.10 --- --- Peak	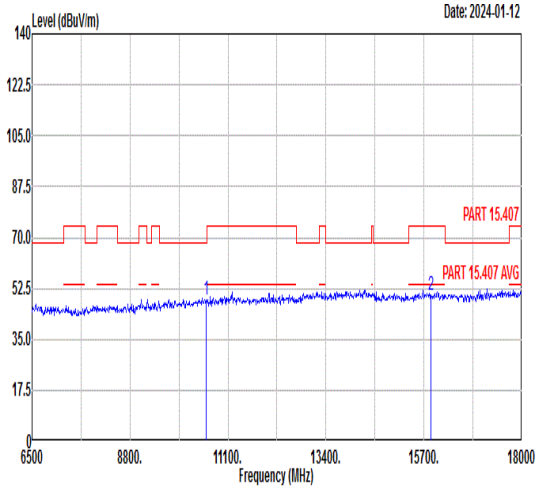 Freq Level Limit Line Margin Read Level Ant Factor Cable Loss Preamp Factor APos TPos Remark MHz dBuV/m dBuV/m dB dBuV dB/m dB dB cm deg 1 10580.00 48.46 68.30 -19.84 60.99 38.83 12.22 63.58 --- --- Peak 2 15870.00 50.09 74.00 -23.91 58.46 41.00 14.73 64.10 --- --- Peak

Mode	28	
	Band Edge - L	
	U-NII-2C_5.47-5.725_802.11ac VHT80_CH106_5530MHz	
ANT	CDD	
Pol.	Horizontal	Fundamental
Peak	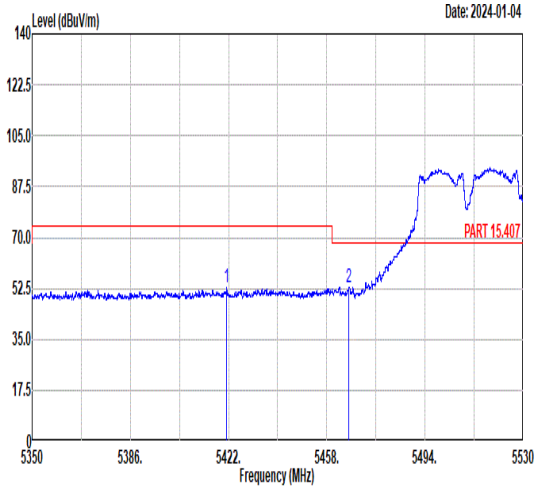 Freq Level Limit Line Margin (dB) Read Level Ant Factor Cable Loss Preamp Factor APos TPos Remark MHz dBuV/m dBuV/m dBuV dB/m dB dB cm deg 1 5421.21 52.61 74.00 -21.39 38.95 34.82 10.96 32.12 345 70 PEAK 2 5466.01 53.06 68.30 -15.24 39.27 34.81 11.15 32.17 345 70 PEAK	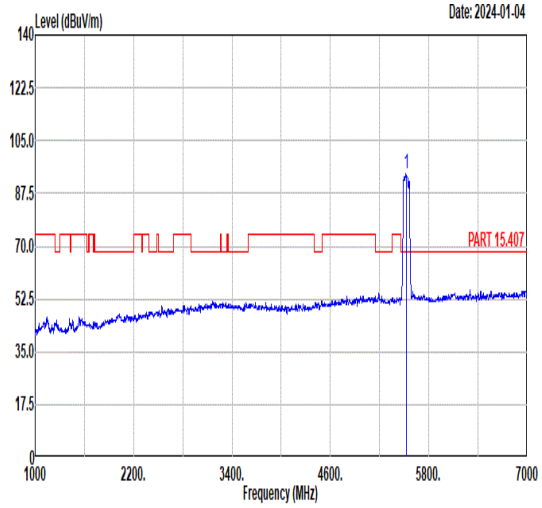 Freq Level Limit Line Margin (dB) Read Level Ant Factor Cable Loss Preamp Factor APos TPos Remark MHz dBuV/m dBuV/m dBuV dB/m dB dB cm deg 1 5530.00 93.78 ------ ------ 79.83 34.82 11.35 32.22 345 70 PEAK
Avg	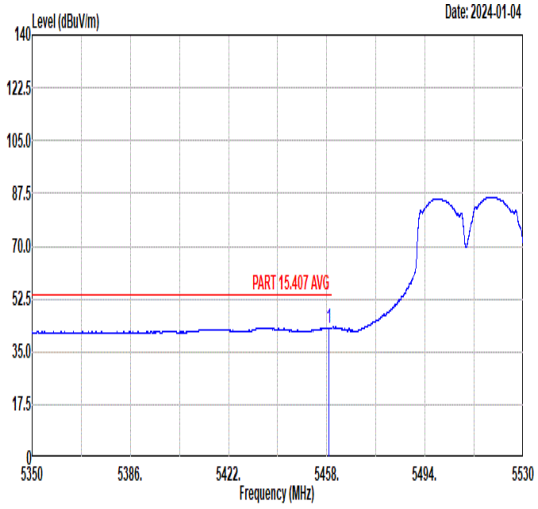 Freq Level Limit Line Margin (dB) Read Level Ant Factor Cable Loss Preamp Factor APos TPos Remark MHz dBuV/m dBuV/m dBuV dB/m dB dB cm deg 1 5458.63 43.03 54.00 -10.97 29.27 34.81 11.11 32.16 345 70 AVERAGE	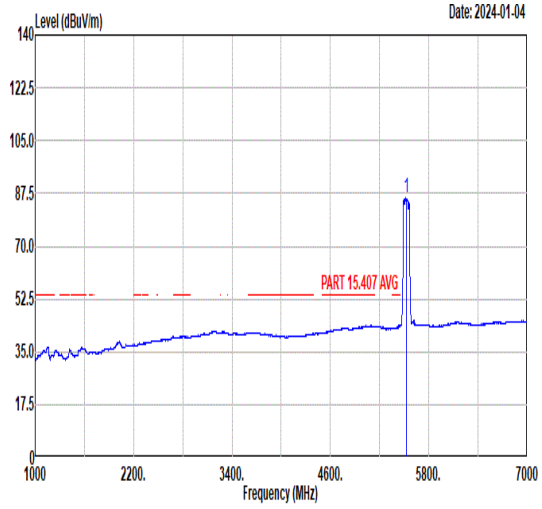 Freq Level Limit Line Margin (dB) Read Level Ant Factor Cable Loss Preamp Factor APos TPos Remark MHz dBuV/m dBuV/m dBuV dB/m dB dB cm deg 1 5530.00 86.27 ------ ------ 72.32 34.82 11.35 32.22 345 70 AVERAGE

Mode	28	
	Band Edge - R	
	U-NII-2C_5.47-5.725_802.11ac VHT80_CH106_5530MHz	
ANT	CDD	
Pol.	Horizontal	Fundamental
Peak	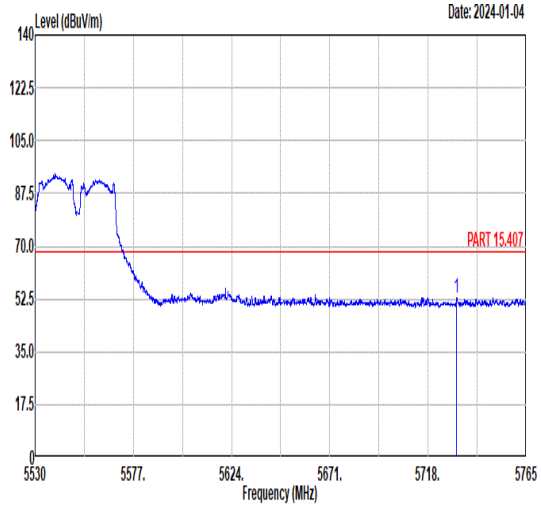 Freq Level Limit Line Margin (dB) Read Level Ant Factor Cable Loss Preamp Factor APos TPos Remark MHz dBuV/m dBuV/m dBuV dB/m dB dB cm deg 1 5731.75 52.96 68.30 -15.34 38.58 35.12 11.65 32.39 345 70 PEAK	Blank

Mode	28	
	Band Edge - L	
	U-NII-2C_5.47-5.725_802.11ac VHT80_CH106_5530MHz	
ANT	CDD	
Pol.	Vertical	Fundamental
Peak	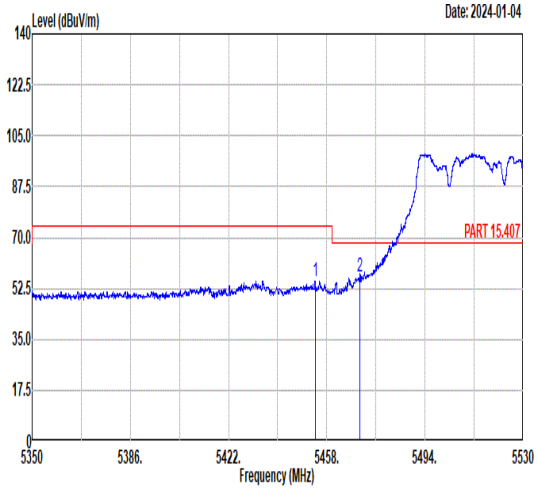 Freq Level Limit Line Margin (dB) Read Level Ant Factor Cable Loss Preamp Factor APos TPos Remark MHz dBuV/m dBuV/m dBuV dB/m dB dB cm deg 1 5453.77 55.13 74.00 -18.87 41.39 34.81 11.09 32.16 300 226 PEAK 2 5469.99 56.64 68.30 -11.66 42.85 34.81 11.16 32.18 300 226 PEAK	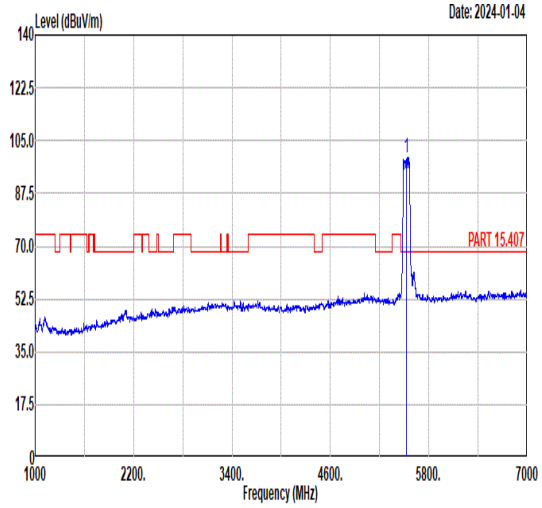 Freq Level Limit Line Margin (dB) Read Level Ant Factor Cable Loss Preamp Factor APos TPos Remark MHz dBuV/m dBuV/m dBuV dB/m dB dB cm deg 1 5530.00 99.31 ------ ------ 85.28 34.85 11.42 32.24 300 226 PEAK
Avg	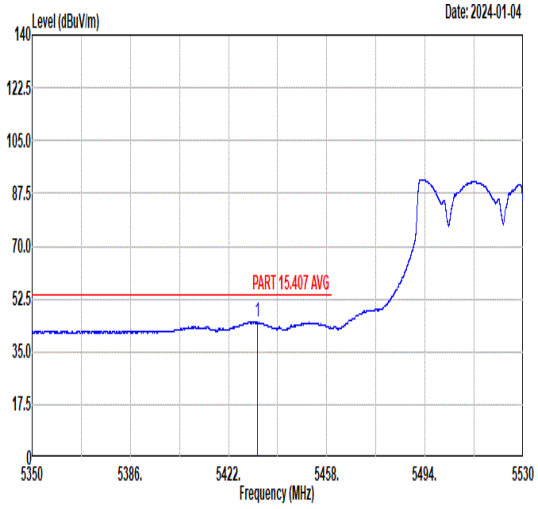 Freq Level Limit Line Margin (dB) Read Level Ant Factor Cable Loss Preamp Factor APos TPos Remark MHz dBuV/m dBuV/m dBuV dB/m dB dB cm deg 1 5432.55 44.95 54.00 -9.05 31.26 34.81 11.01 32.13 300 226 AVERAGE	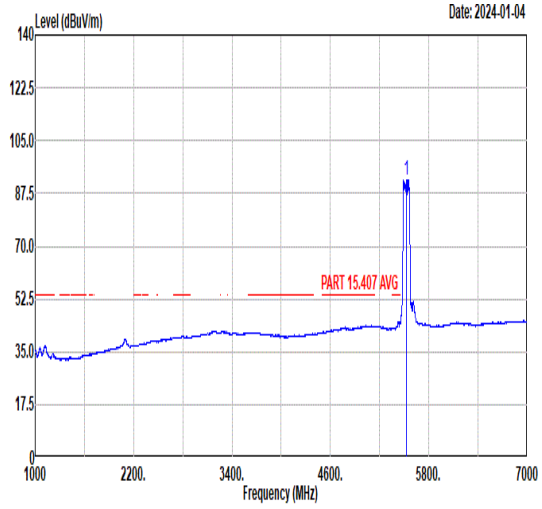 Freq Level Limit Line Margin (dB) Read Level Ant Factor Cable Loss Preamp Factor APos TPos Remark MHz dBuV/m dBuV/m dBuV dB/m dB dB cm deg 1 5530.00 91.92 ------ ------ 77.89 34.85 11.42 32.24 300 226 AVERAGE

Mode	28	
	Band Edge - R	
	U-NII-2C_5.47-5.725_802.11ac VHT80_CH106_5530MHz	
ANT	CDD	
Pol.	Vertical	Fundamental
Peak	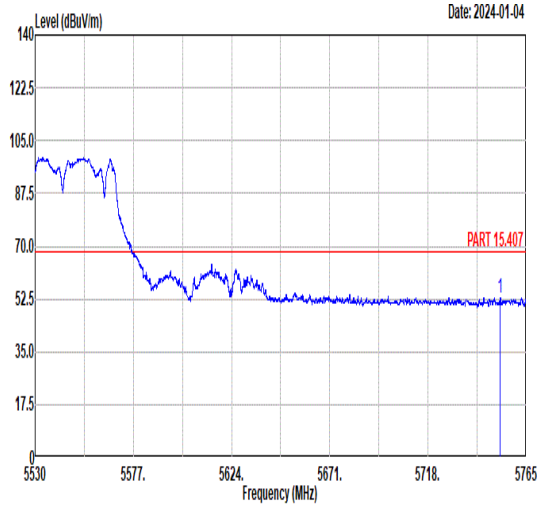 Freq Level Limit Line Margin (dB) Read Level Ant Factor Cable Loss Preamp Factor APos TPos Remark MHz dBuV/m dBuV/m dBuV dB/m dB dB cm deg 1 5752.45 53.06 68.30 -15.24 38.68 35.15 11.64 32.41 300 226 PEAK	Blank

Mode	28	
	Harmonic	
	U-NII-2C_5.47-5.725_802.11ac VHT80_CH106_5530MHz	
ANT	CDD	
Pol.	Horizontal	Vertical
Peak Avg	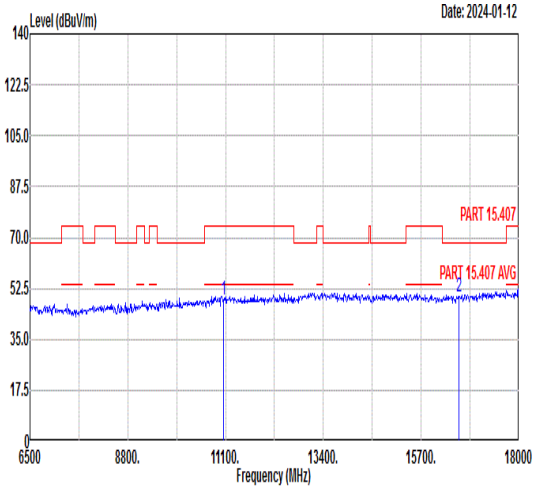 Freq Level Limit Line Margin Read Level Ant Factor Cable Loss Preamp Factor APos TPos Remark MHz dBuV/m dBuV/m dB dBuV dB/m dB dB cm deg 1 11060.00 48.48 74.00 -25.52 60.31 39.02 12.57 63.42 --- --- Peak 2 16590.00 49.82 68.30 -18.48 57.95 41.39 15.23 64.75 --- --- Peak	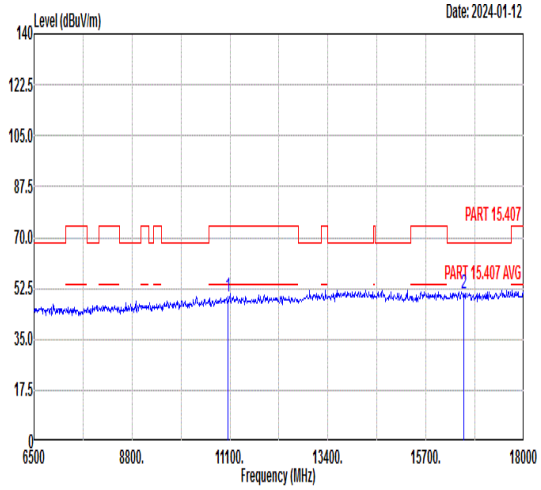 Freq Level Limit Line Margin Read Level Ant Factor Cable Loss Preamp Factor APos TPos Remark MHz dBuV/m dBuV/m dB dBuV dB/m dB dB cm deg 1 11060.00 49.67 74.00 -24.33 61.50 39.02 12.57 63.42 --- --- Peak 2 16590.00 50.84 68.30 -17.46 58.97 41.39 15.23 64.75 --- --- Peak

Mode	29	
	Band Edge - L	
	U-NII-2C_5.47-5.725_802.11ac VHT80_CH122_5610MHz	
ANT	CDD	
Pol.	Horizontal	Fundamental
Peak	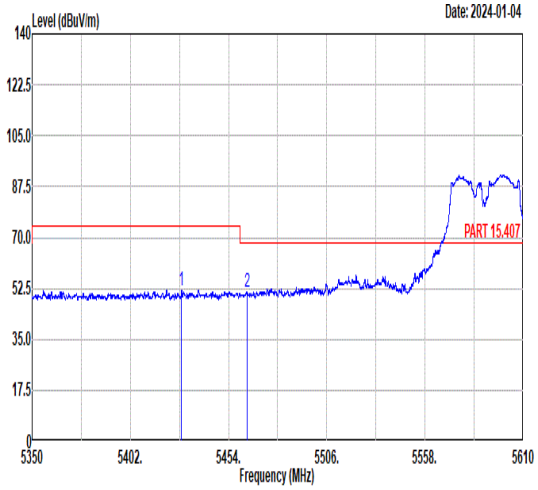 Freq Level Limit Line Margin (dB) Read Level Ant Factor Cable Loss Preamp Factor APos TPos Remark MHz dBuV/m dBuV/m dBuV dB/m dB dB cm deg 1 5429.17 51.82 74.00 -22.18 38.15 34.81 10.99 32.13 336 71 PEAK 2 5463.75 51.30 68.30 -17.00 37.52 34.81 11.14 32.17 336 71 PEAK	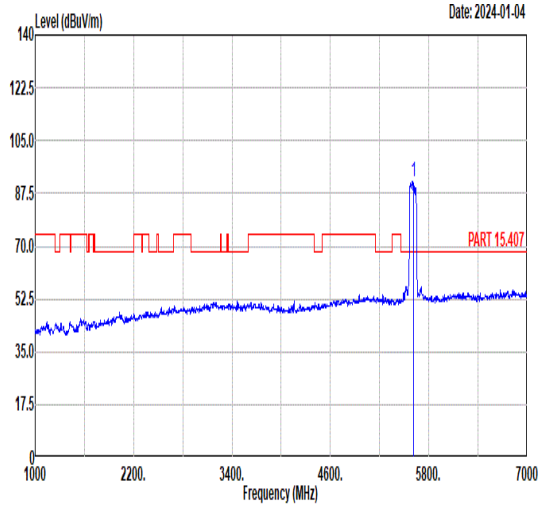 Freq Level Limit Line Margin (dB) Read Level Ant Factor Cable Loss Preamp Factor APos TPos Remark MHz dBuV/m dBuV/m dBuV dB/m dB dB cm deg 1 5610.00 91.55 ------ ------ 77.23 34.93 11.67 32.28 336 71 PEAK
Avg	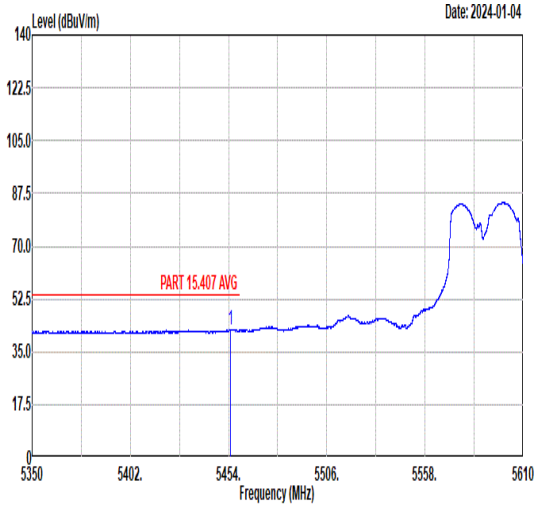 Freq Level Limit Line Margin (dB) Read Level Ant Factor Cable Loss Preamp Factor APos TPos Remark MHz dBuV/m dBuV/m dBuV dB/m dB dB cm deg 1 5455.17 42.19 54.00 -11.81 28.44 34.81 11.10 32.16 336 71 AVERAGE	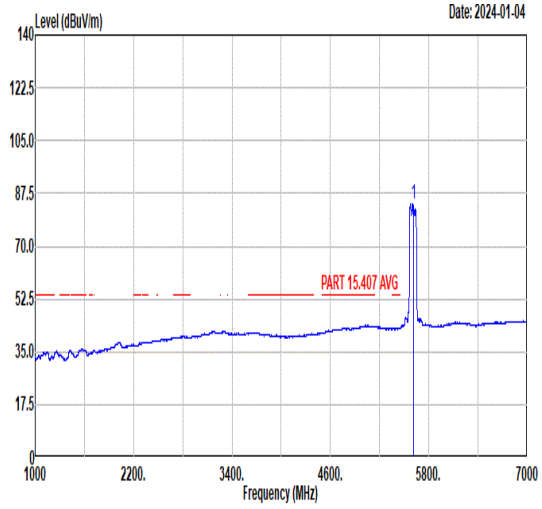 Freq Level Limit Line Margin (dB) Read Level Ant Factor Cable Loss Preamp Factor APos TPos Remark MHz dBuV/m dBuV/m dBuV dB/m dB dB cm deg 1 5610.00 84.17 ------ ------ 69.82 34.94 11.70 32.29 336 71 AVERAGE

Mode	29	
	Band Edge - R	
	U-NII-2C_5.47-5.725_802.11ac VHT80_CH122_5610MHz	
ANT	CDD	
Pol.	Horizontal	Fundamental
Peak	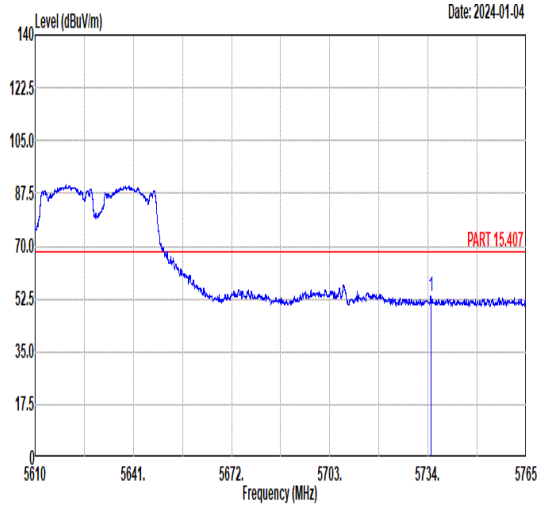 Freq Level Limit Line Margin (dB) Read Level Ant Factor Cable Loss Preamp Factor APos TPos Remark MHz dBuV/m dBuV/m dBuV dB/m dB dB cm deg 1 5734.87 53.24 68.30 -15.06 38.85 35.13 11.65 32.39 336 71 PEAK	Blank

Mode	29	
	Band Edge - L	
	U-NII-2C_5.47-5.725_802.11ac VHT80_CH122_5610MHz	
ANT	CDD	
Pol.	Vertical	Fundamental
Peak	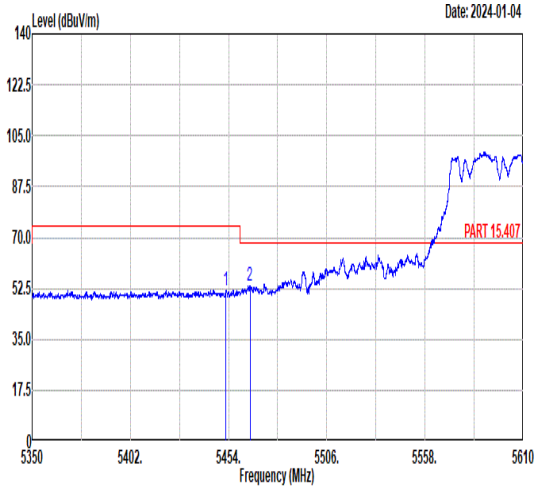 Freq Level Limit Line Margin (dB) Read Level Ant Factor Cable Loss Preamp Factor APos TPos Remark MHz dBuV/m dBuV/m dBuV dB/m dB dB cm deg 1 5452.60 51.99 74.00 -22.01 38.25 34.81 11.09 32.16 200 10 PEAK 2 5465.31 53.50 68.30 -14.80 39.72 34.81 11.14 32.17 200 10 PEAK	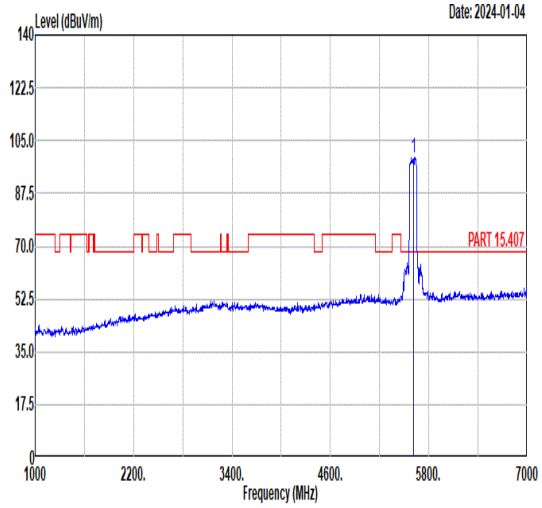 Freq Level Limit Line Margin (dB) Read Level Ant Factor Cable Loss Preamp Factor APos TPos Remark MHz dBuV/m dBuV/m dBuV dB/m dB dB cm deg 1 5610.00 99.19 ------ ------ 84.82 34.98 11.70 32.31 200 10 PEAK
Avg	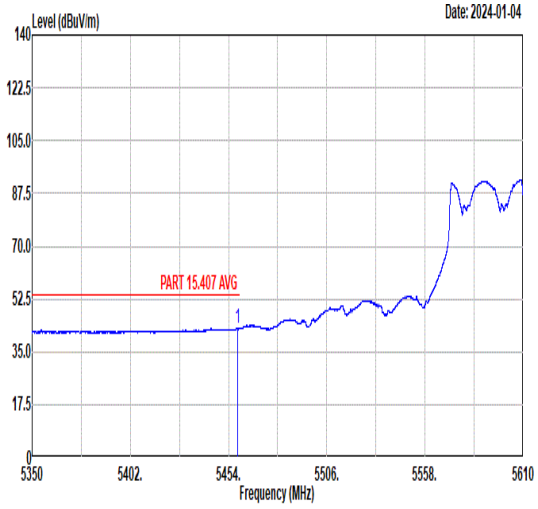 Freq Level Limit Line Margin (dB) Read Level Ant Factor Cable Loss Preamp Factor APos TPos Remark MHz dBuV/m dBuV/m dBuV dB/m dB dB cm deg 1 5458.81 42.80 54.00 -11.20 29.03 34.81 11.12 32.16 200 10 AVERAGE	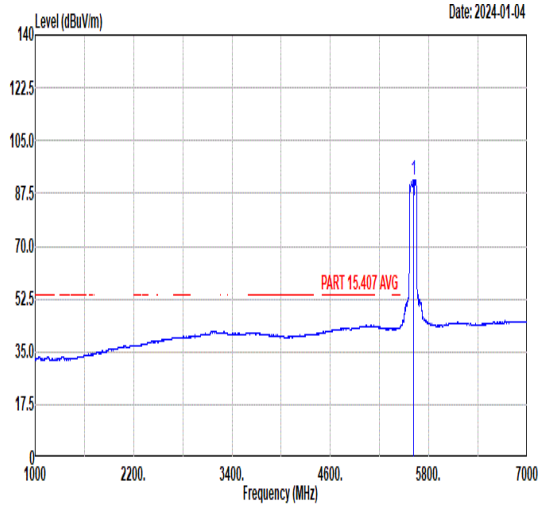 Freq Level Limit Line Margin (dB) Read Level Ant Factor Cable Loss Preamp Factor APos TPos Remark MHz dBuV/m dBuV/m dBuV dB/m dB dB cm deg 1 5610.00 92.15 ------ ------ 77.78 34.98 11.70 32.31 200 10 AVERAGE

Mode	29	
	Band Edge - R	
	U-NII-2C_5.47-5.725_802.11ac VHT80_CH122_5610MHz	
ANT	CDD	
Pol.	Vertical	Fundamental
Peak	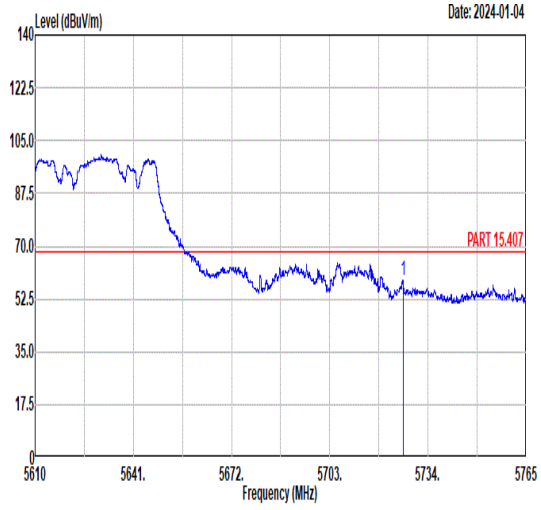 Freq Level Limit Line Margin (dB) Read Level Ant Factor Cable Loss Preamp Factor APos TPos Remark MHz dBuV/m dBuV/m dBuV dB/m dB dB cm deg 1 5726.19 58.64 68.30 -9.66 44.26 35.12 11.65 32.39 200 10 PEAK	Blank

Mode	29	
	Harmonic	
	U-NII-2C_5.47-5.725_802.11ac VHT80_CH122_5610MHz	
ANT	CDD	
Pol.	Horizontal	Vertical
Peak Avg	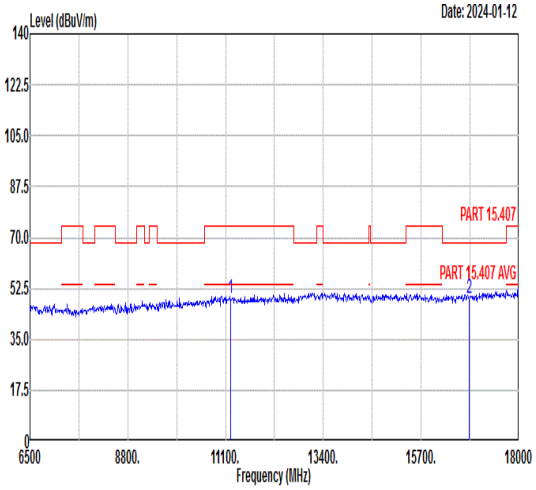 Freq Level Limit Line Margin Read Level Ant Factor Cable Loss Preamp Factor APos TPos Remark MHz dBuV/m dBuV/m dB dBuV dB/m dB dB cm deg 1 11220.00 49.12 74.00 -24.88 60.78 39.09 12.68 63.43 --- --- Peak 2 16830.00 49.11 68.30 -19.19 57.19 41.51 15.41 65.00 --- --- Peak	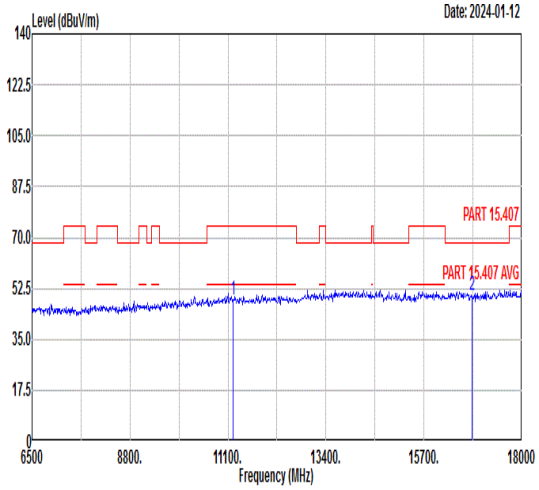 Freq Level Limit Line Margin Read Level Ant Factor Cable Loss Preamp Factor APos TPos Remark MHz dBuV/m dBuV/m dB dBuV dB/m dB dB cm deg 1 11220.00 48.59 74.00 -25.41 60.25 39.09 12.68 63.43 --- --- Peak 2 16830.00 50.09 68.30 -18.21 58.17 41.51 15.41 65.00 --- --- Peak

Mode	30	
	Band Edge - L	
	U-NII-2A_5.25-5.35_802.11ac VHT160_CH50_5250MHz	
ANT	CDD	
Pol.	Horizontal	Fundamental
Peak	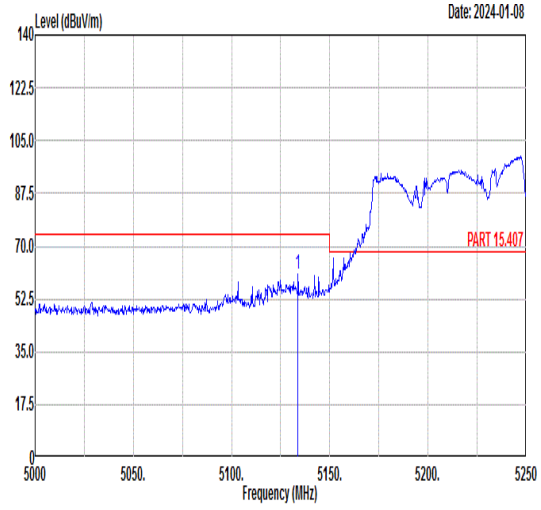 Freq Level Limit Line Margin (dB) Read Level Ant Factor Cable Loss Preamp Factor APos TPos Remark MHz dBuV/m dBuV/m dBuV dB/m dB dB cm deg 1 5133.75 60.52 74.00 -13.48 48.40 36.12 8.51 32.51 400 263 PEAK	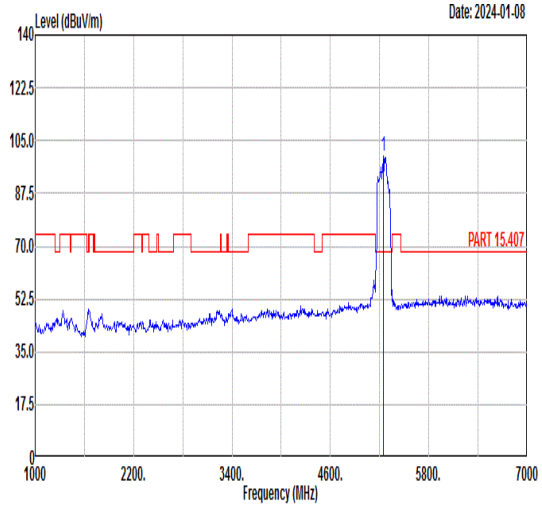 Freq Level Limit Line Margin (dB) Read Level Ant Factor Cable Loss Preamp Factor APos TPos Remark MHz dBuV/m dBuV/m dBuV dB/m dB dB cm deg 1 5250.00 99.80 ------ ------ 87.26 36.05 8.84 32.35 400 263 PEAK
Avg	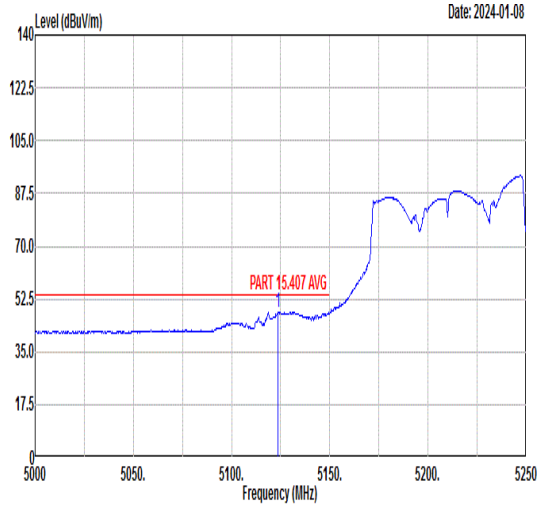 Freq Level Limit Line Margin (dB) Read Level Ant Factor Cable Loss Preamp Factor APos TPos Remark MHz dBuV/m dBuV/m dBuV dB/m dB dB cm deg 1 5123.75 48.34 54.00 -5.66 36.25 36.13 8.49 32.53 400 263 AVERAGE	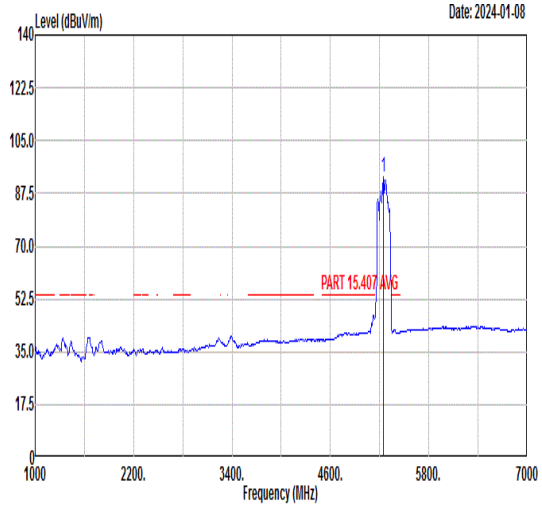 Freq Level Limit Line Margin (dB) Read Level Ant Factor Cable Loss Preamp Factor APos TPos Remark MHz dBuV/m dBuV/m dBuV dB/m dB dB cm deg 1 5250.00 93.07 ------ ------ 80.53 36.05 8.84 32.35 400 263 AVERAGE

Mode	30	
	Band Edge - R	
	U-NII-2A_5.25-5.35_802.11ac VHT160_CH50_5250MHz	
ANT	CDD	
Pol.	Horizontal	Fundamental
Peak	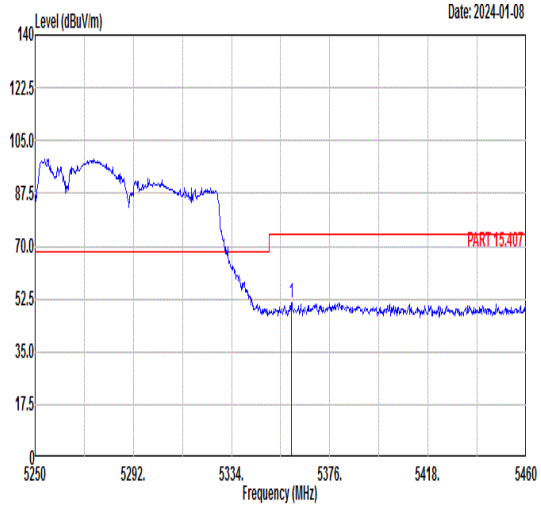 Freq Level Limit Line Margin (dB) Read Level Ant Factor Cable Loss Preamp Factor APos TPos Remark MHz dBuV/m dBuV/m dBuV dB/m dB dB cm deg 1 5359.62 51.43 74.00 -22.57 38.24 35.98 9.41 32.20 400 263 PEAK	Blank
Avg	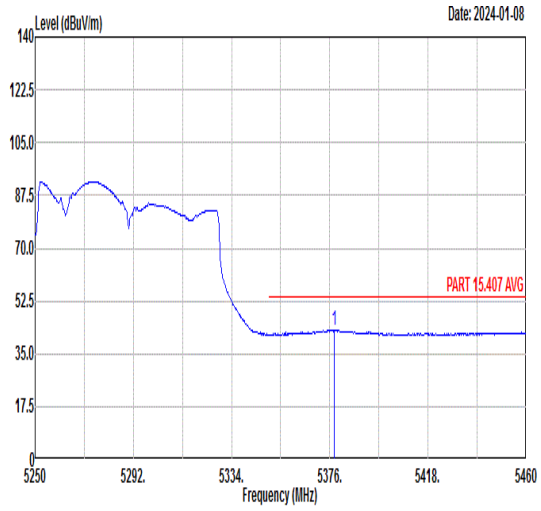 Freq Level Limit Line Margin (dB) Read Level Ant Factor Cable Loss Preamp Factor APos TPos Remark MHz dBuV/m dBuV/m dBuV dB/m dB dB cm deg 1 5377.89 42.84 54.00 -11.16 29.53 35.97 9.51 32.17 400 263 AVERAGE	Blank

Mode	30	
	Band Edge - L	
	U-NII-2A_5.25-5.35_802.11ac VHT160_CH50_5250MHz	
ANT	CDD	
Pol.	Vertical	Fundamental
Peak	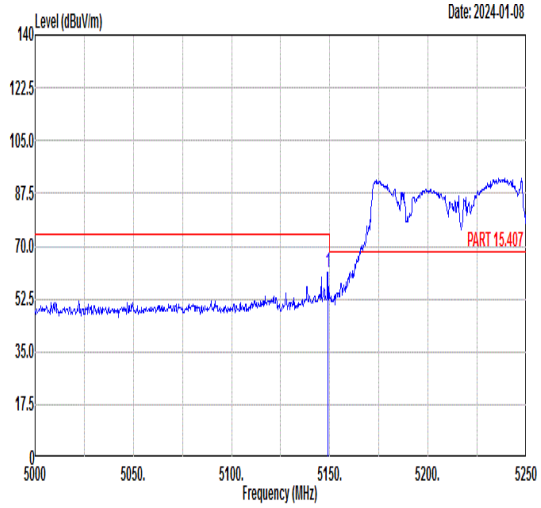 Freq Level Limit Line Margin (dB) Read Level Ant Factor Cable Loss Preamp Factor APos TPos Remark MHz dBuV/m dBuV/m dBuV dB/m dB dB cm deg 1 5149.00 61.48 74.00 -12.52 49.33 36.11 8.53 32.49 358 156 PEAK	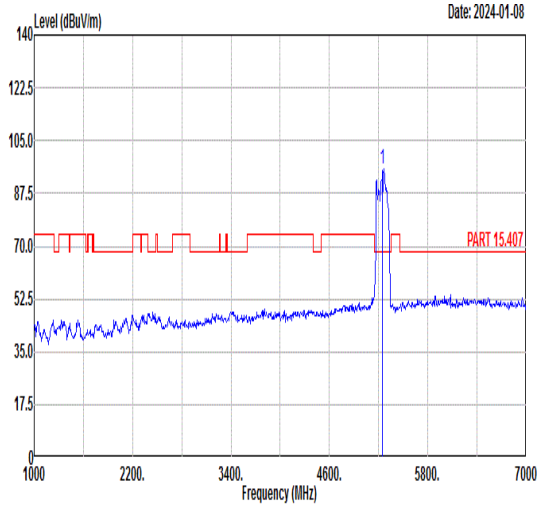 Freq Level Limit Line Margin (dB) Read Level Ant Factor Cable Loss Preamp Factor APos TPos Remark MHz dBuV/m dBuV/m dBuV dB/m dB dB cm deg 1 5250.00 95.83 ------ ------ 83.19 36.04 8.93 32.33 358 156 PEAK
Avg	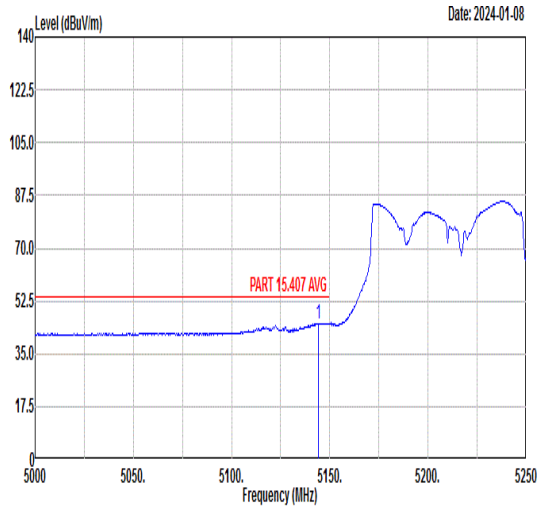 Freq Level Limit Line Margin (dB) Read Level Ant Factor Cable Loss Preamp Factor APos TPos Remark MHz dBuV/m dBuV/m dBuV dB/m dB dB cm deg 1 5144.25 45.12 54.00 -8.88 32.99 36.11 8.52 32.50 358 156 AVERAGE	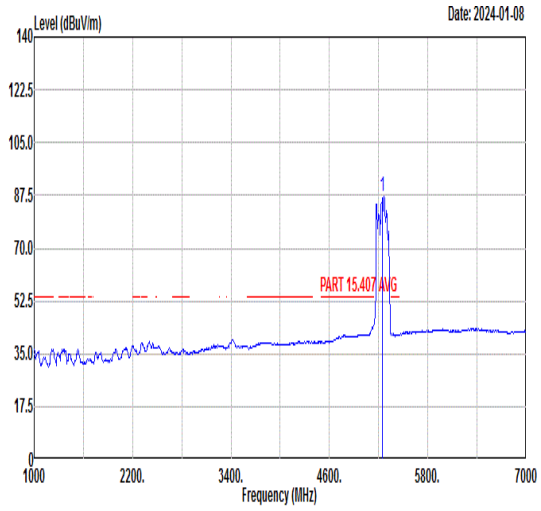 Freq Level Limit Line Margin (dB) Read Level Ant Factor Cable Loss Preamp Factor APos TPos Remark MHz dBuV/m dBuV/m dBuV dB/m dB dB cm deg 1 5250.00 87.23 ------ ------ 74.59 36.04 8.93 32.33 358 156 AVERAGE

Mode	30	
	Band Edge - R	
	U-NII-2A_5.25-5.35_802.11ac VHT160_CH50_5250MHz	
ANT	CDD	
Pol.	Vertical	Fundamental
Peak	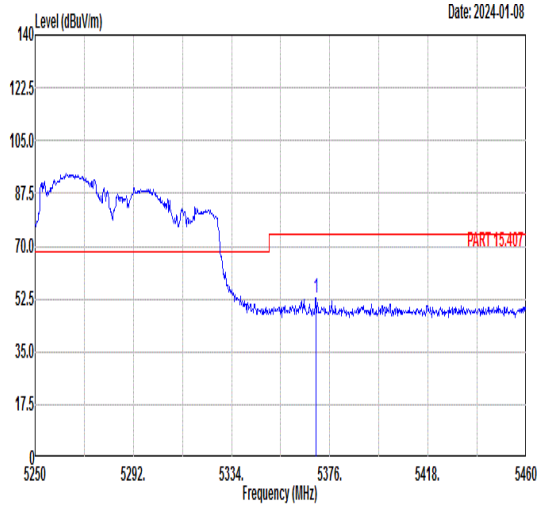 Freq Level Limit Line Margin (dB) Read Level Ant Factor Cable Loss Preamp Factor APos TPos Remark MHz dBuV/m dBuV/m dBuV dB/m dB dB cm deg 1 5370.12 52.68 74.00 -21.32 39.41 35.98 9.47 32.18 358 156 PEAK	Blank
Avg	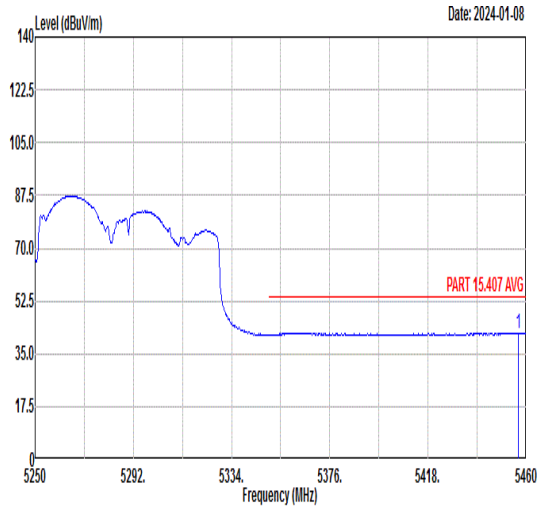 Freq Level Limit Line Margin (dB) Read Level Ant Factor Cable Loss Preamp Factor APos TPos Remark MHz dBuV/m dBuV/m dBuV dB/m dB dB cm deg 1 5456.64 41.99 54.00 -12.01 28.43 35.93 9.69 32.06 358 156 AVERAGE	Blank

Mode	30	
	Harmonic	
	U-NII-2A_5.25-5.35_802.11ac VHT160_CH50_5250MHz	
ANT	CDD	
Pol.	Horizontal	Vertical
Peak Avg	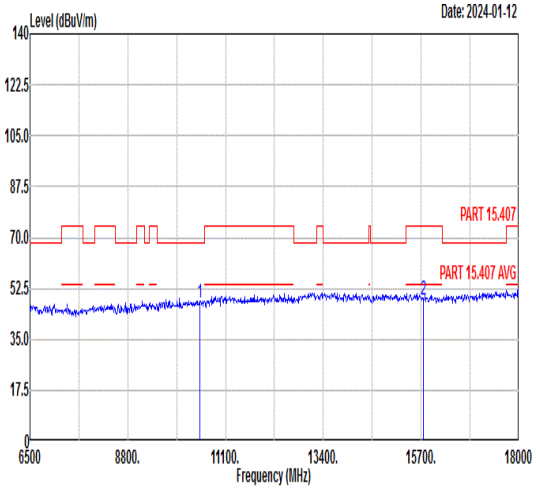 Freq Level Limit Line Margin Read Level Ant Factor Cable Loss Preamp Factor APos TPos Remark MHz dBuV/m dBuV/m dB dBuV dB/m dB dB cm deg 1 10500.00 47.52 68.30 -20.78 60.16 38.80 12.16 63.60 --- --- Peak 2 15750.00 48.44 74.00 -25.56 56.92 40.90 14.68 64.06 --- --- Peak	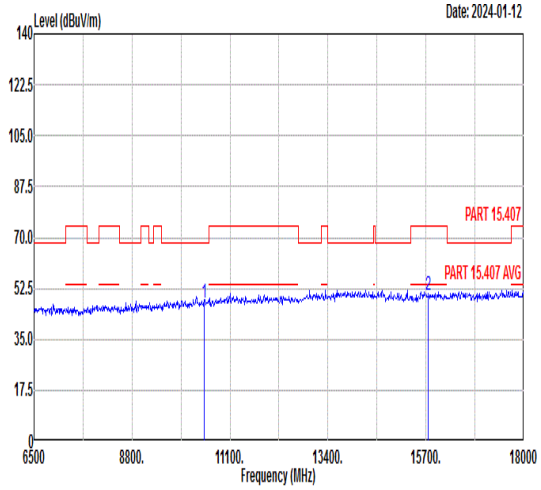 Freq Level Limit Line Margin Read Level Ant Factor Cable Loss Preamp Factor APos TPos Remark MHz dBuV/m dBuV/m dB dBuV dB/m dB dB cm deg 1 10500.00 47.59 68.30 -20.71 60.23 38.80 12.16 63.60 --- --- Peak 2 15750.00 50.36 74.00 -23.64 58.84 40.90 14.68 64.06 --- --- Peak

Mode	31
	Band Edge - L
	U-NII-2C_5.47-5.725_802.11ac VHT160_CH114_5570MHz
ANT	CDD

Pol.	Horizontal	Fundamental
Peak	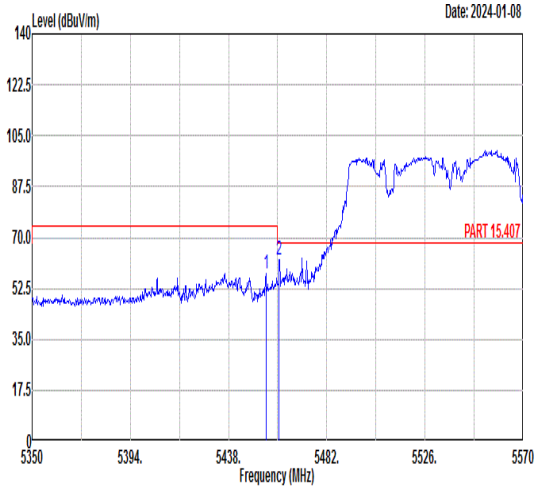 Freq Level Limit Line Margin (dB) Read Level Ant Factor Cable Loss Preamp Factor APos TPos Remark MHz dBuV/m dBuV/m dBuV dB/m dB dB cm deg 1 5454.72 57.65 74.00 -16.35 44.10 35.93 9.68 32.06 100 247 PEAK 2 5460.66 62.48 68.30 -5.82 48.93 35.92 9.69 32.06 100 247 PEAK	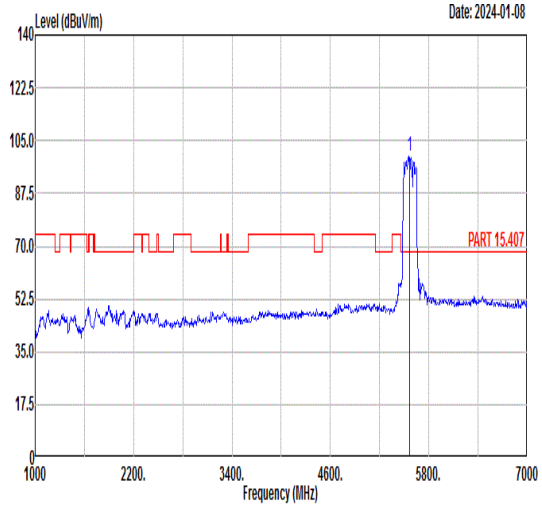 Freq Level Limit Line Margin (dB) Read Level Ant Factor Cable Loss Preamp Factor APos TPos Remark MHz dBuV/m dBuV/m dBuV dB/m dB dB cm deg 1 5570.00 99.82 ------ ------ 86.16 35.98 9.74 32.06 100 247 PEAK
Avg	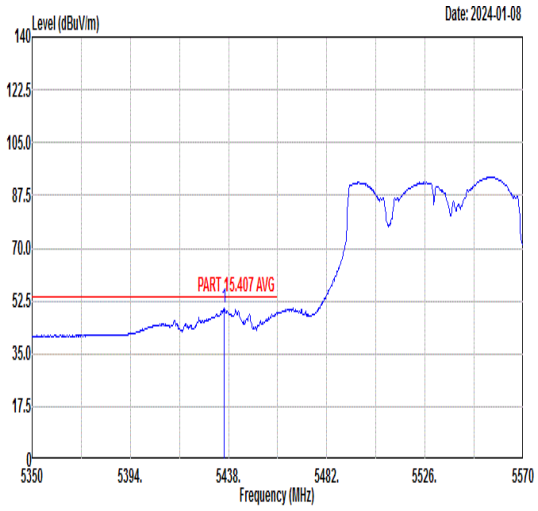 Freq Level Limit Line Margin (dB) Read Level Ant Factor Cable Loss Preamp Factor APos TPos Remark MHz dBuV/m dBuV/m dBuV dB/m dB dB cm deg 1 5436.02 50.07 54.00 -3.93 36.55 35.94 9.67 32.09 100 247 AVERAGE	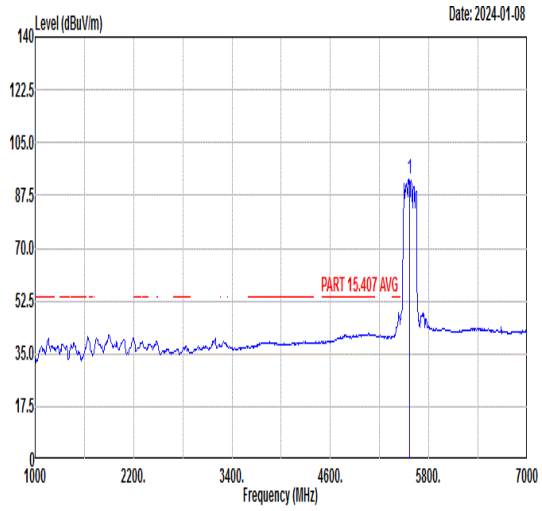 Freq Level Limit Line Margin (dB) Read Level Ant Factor Cable Loss Preamp Factor APos TPos Remark MHz dBuV/m dBuV/m dBuV dB/m dB dB cm deg 1 5570.00 93.20 ------ ------ 79.53 35.98 9.74 32.05 100 247 AVERAGE

Mode	31	
	Band Edge - R	
	U-NII-2C_5.47-5.725_802.11ac VHT160_CH114_5570MHz	
ANT	CDD	
Pol.	Horizontal	Fundamental
Peak	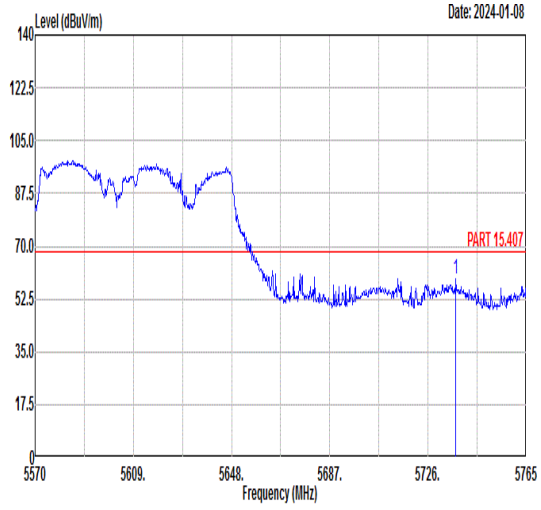 Freq Level Limit Line Margin (dB) Read Level Ant Factor Cable Loss Preamp Factor APos TPos Remark MHz dBuV/m dBuV/m dBuV dB/m dB dB cm deg 1 5737.12 59.25 68.30 -9.05 45.22 36.23 10.04 32.24 100 247 PEAK	Blank

Mode	31	
	Band Edge - L	
	U-NII-2C_5.47-5.725_802.11ac VHT160_CH114_5570MHz	
ANT	CDD	
Pol.	Vertical	Fundamental
Peak	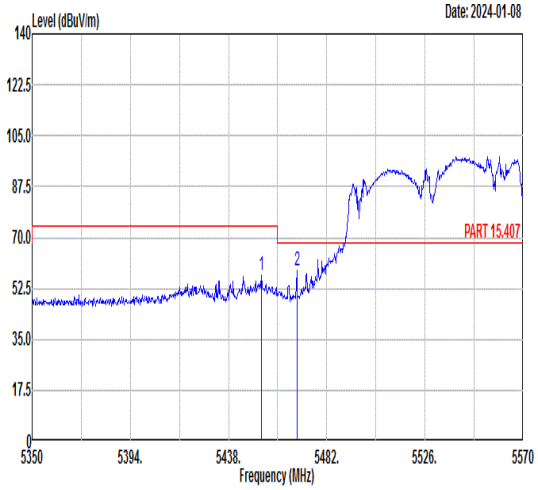 Freq Level Limit Line Margin (dB) Read Level Ant Factor Cable Loss Preamp Factor APos TPos Remark MHz dBuV/m dBuV/m dBuV dB/m dB dB cm deg 1 5452.74 57.31 74.00 -16.69 43.77 35.93 9.68 32.07 400 190 PEAK 2 5468.58 58.56 68.30 -9.74 44.99 35.92 9.69 32.04 400 190 PEAK	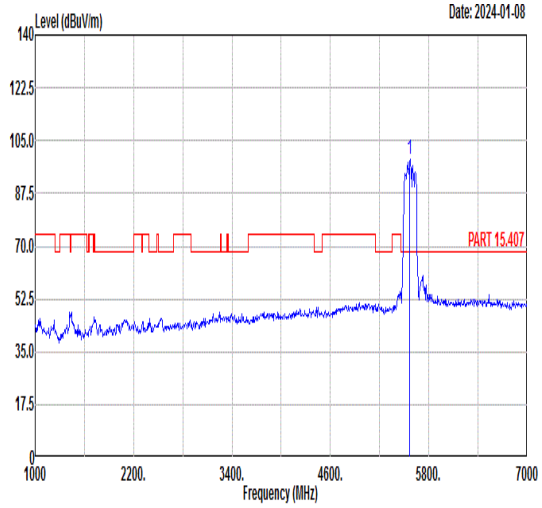 Freq Level Limit Line Margin (dB) Read Level Ant Factor Cable Loss Preamp Factor APos TPos Remark MHz dBuV/m dBuV/m dBuV dB/m dB dB cm deg 1 5570.00 98.80 ------ ------ 85.13 36.00 9.74 32.07 400 190 PEAK
Avg	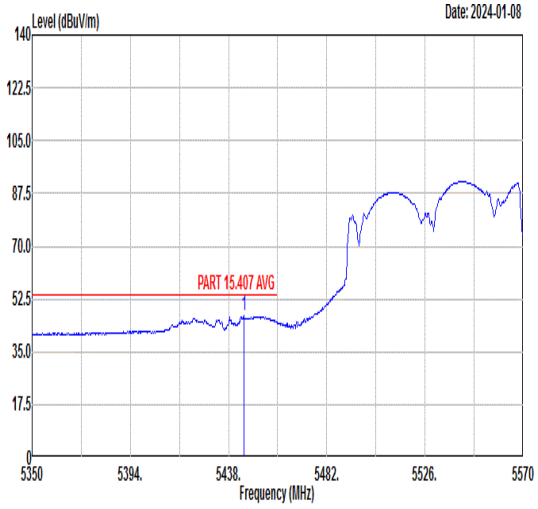 Freq Level Limit Line Margin (dB) Read Level Ant Factor Cable Loss Preamp Factor APos TPos Remark MHz dBuV/m dBuV/m dBuV dB/m dB dB cm deg 1 5444.82 47.06 54.00 -6.94 33.53 35.93 9.68 32.08 400 190 AVERAGE	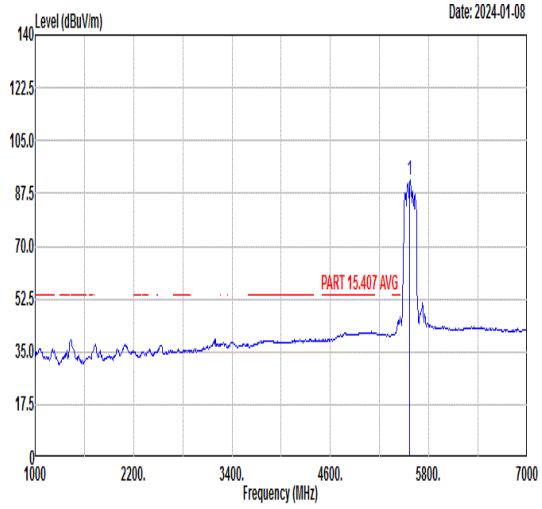 Freq Level Limit Line Margin (dB) Read Level Ant Factor Cable Loss Preamp Factor APos TPos Remark MHz dBuV/m dBuV/m dBuV dB/m dB dB cm deg 1 5570.00 92.17 ------ ------ 78.50 36.00 9.74 32.07 400 190 AVERAGE

Mode	31	
	Band Edge - R	
	U-NII-2C_5.47-5.725_802.11ac VHT160_CH114_5570MHz	
ANT	CDD	
Pol.	Vertical	Fundamental
Peak	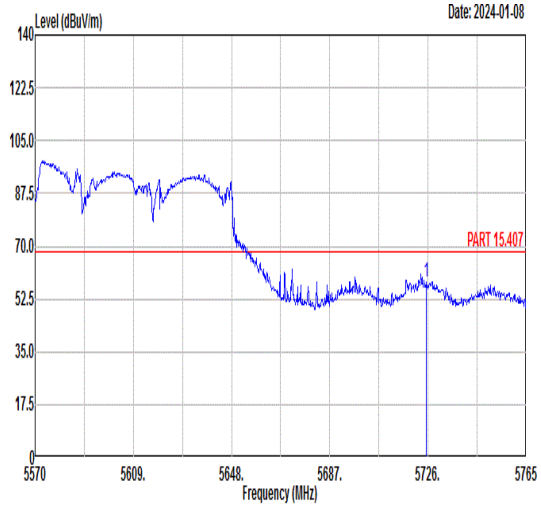 Freq Level Limit Line Margin (dB) Read Level Ant Factor Cable Loss Preamp Factor APos TPos Remark MHz dBuV/m dBuV/m dBuV dB/m dB dB cm deg 1 5725.42 58.21 68.30 -10.09 44.20 36.22 10.02 32.23 400 190 PEAK	Blank

Mode	31	
	Harmonic	
	U-NII-2C_5.47-5.725_802.11ac VHT160_CH114_5570MHz	
ANT	CDD	
Pol.	Horizontal	Vertical
Peak Avg	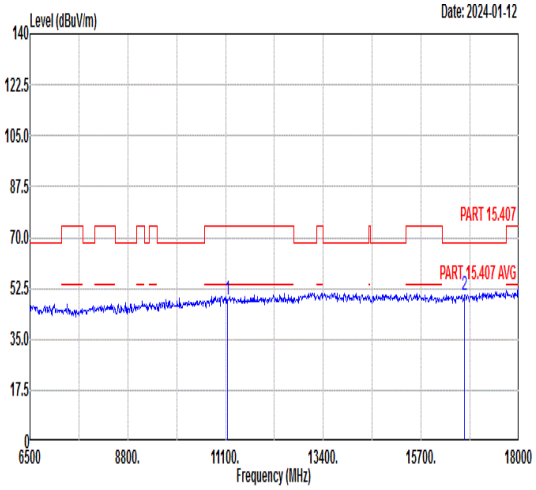 Freq Level Limit Line Margin Read Level Ant Factor Cable Loss Preamp Factor APos TPos Remark MHz dBuV/m dBuV/m dB dBuV dB/m dB dB cm deg 1 11140.00 48.62 74.00 -25.38 60.37 39.06 12.62 63.43 --- --- Peak 2 16710.00 50.05 68.30 -18.25 58.16 41.45 15.32 64.88 --- --- Peak	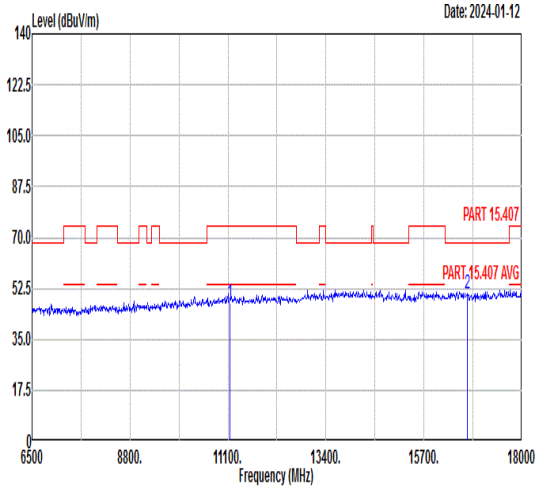 Freq Level Limit Line Margin Read Level Ant Factor Cable Loss Preamp Factor APos TPos Remark MHz dBuV/m dBuV/m dB dBuV dB/m dB dB cm deg 1 11140.00 47.53 74.00 -26.47 59.28 39.06 12.62 63.43 --- --- Peak 2 16710.00 50.93 68.30 -17.37 59.04 41.45 15.32 64.88 --- --- Peak

Mode	32	
	Band Edge	
	U-NII-1_5.15-5.25_802.11ax HE20_CH36_Full_5180MHz	
ANT	CDD	
Pol.	Horizontal	Fundamental
Peak	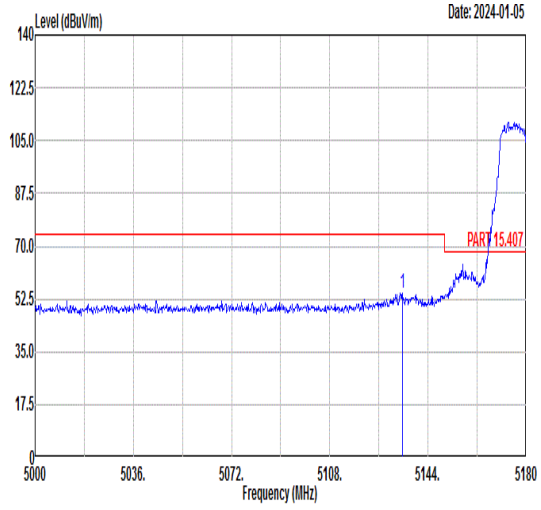 Freq Level Limit Line Margin (dB) Read Level Ant Factor Cable Loss Preamp Factor APos Remark TPos MHz dBuV/m dBuV/m dBuV dB/m dB dB cm deg 1 5134.64 54.41 74.00 -19.59 42.29 36.12 8.51 32.51 400 112 PEAK	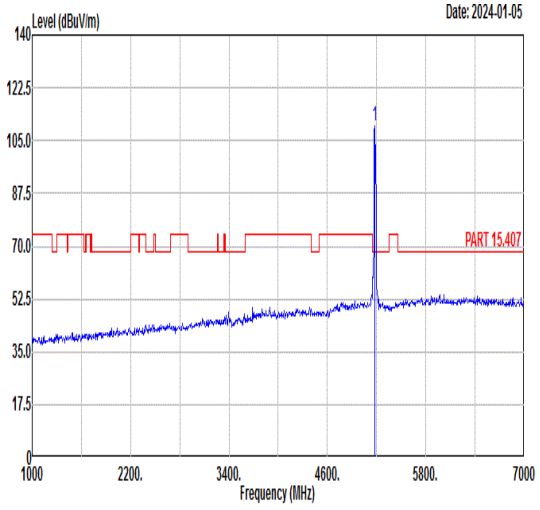 Freq Level Limit Line Margin (dB) Read Level Ant Factor Cable Loss Preamp Factor APos Remark TPos MHz dBuV/m dBuV/m dBuV dB/m dB dB cm deg 1 5180.00 110.11 ------ ------ 97.89 36.09 8.58 32.45 400 112 PEAK
Avg	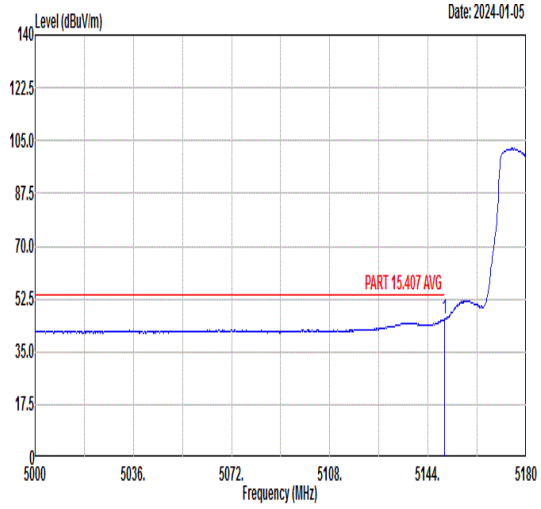 Freq Level Limit Line Margin (dB) Read Level Ant Factor Cable Loss Preamp Factor APos Remark TPos MHz dBuV/m dBuV/m dBuV dB/m dB dB cm deg 1 5149.94 45.74 54.00 -8.26 33.58 36.11 8.54 32.49 400 112 AVERAGE	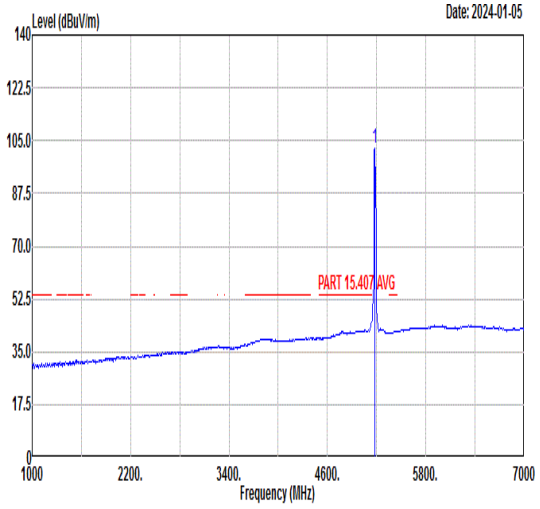 Freq Level Limit Line Margin (dB) Read Level Ant Factor Cable Loss Preamp Factor APos Remark TPos MHz dBuV/m dBuV/m dBuV dB/m dB dB cm deg 1 5180.00 102.25 ------ ------ 90.03 36.09 8.58 32.45 400 112 AVERAGE

Mode	32	
	Band Edge	
	U-NII-1_5.15-5.25_802.11ax HE20_CH36_Full_5180MHz	
ANT	CDD	
Pol.	Vertical	Fundamental
Peak	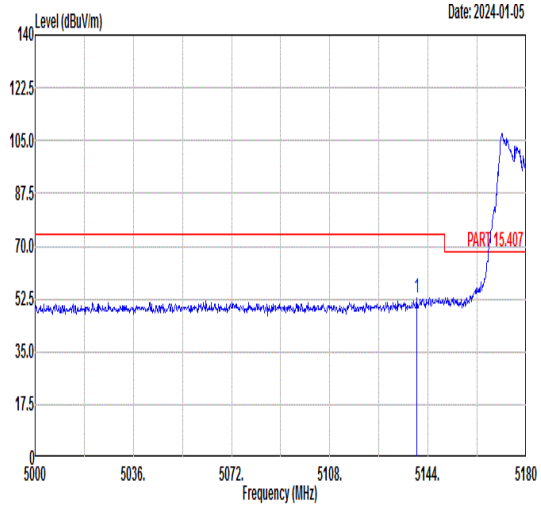 Freq Level Limit Line Margin (dB) Read Level Ant Factor Cable Loss Preamp Factor APos TPos Remark MHz dBuV/m dBuV/m dBuV dB/m dB dB cm deg 1 5139.86 52.70 74.00 -21.30 40.56 36.12 8.52 32.50 400 186 PEAK	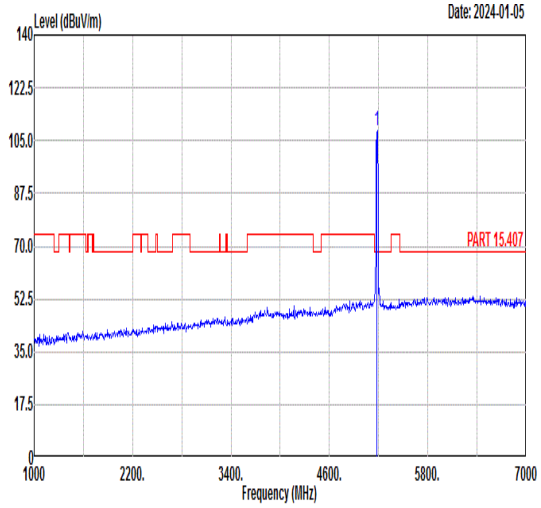 Freq Level Limit Line Margin (dB) Read Level Ant Factor Cable Loss Preamp Factor APos TPos Remark MHz dBuV/m dBuV/m dBuV dB/m dB dB cm deg 1 5180.00 108.51 ------ ------ 96.25 36.09 8.61 32.44 400 186 PEAK
Avg	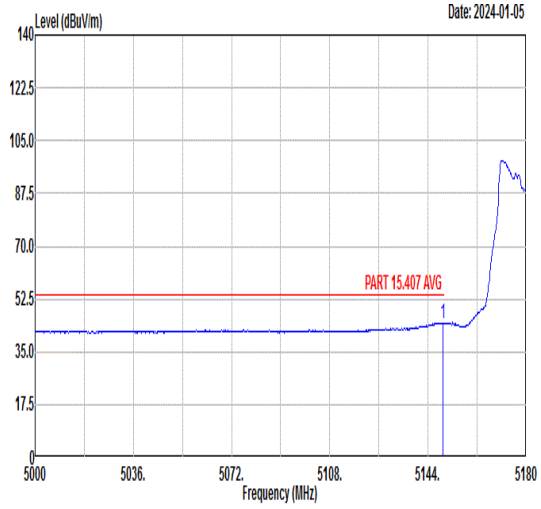 Freq Level Limit Line Margin (dB) Read Level Ant Factor Cable Loss Preamp Factor APos TPos Remark MHz dBuV/m dBuV/m dBuV dB/m dB dB cm deg 1 5149.40 44.55 54.00 -9.45 32.40 36.11 8.53 32.49 400 186 AVERAGE	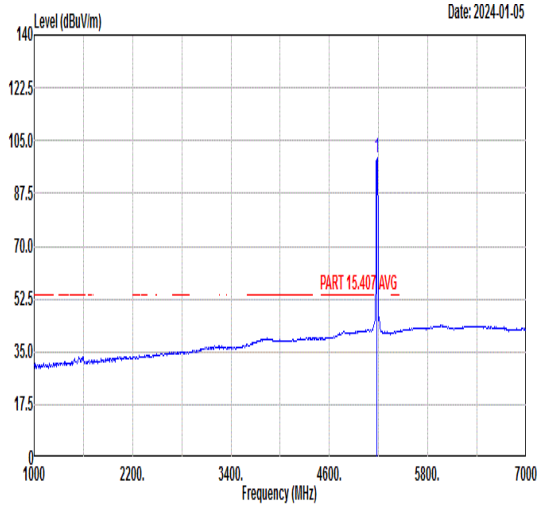 Freq Level Limit Line Margin (dB) Read Level Ant Factor Cable Loss Preamp Factor APos TPos Remark MHz dBuV/m dBuV/m dBuV dB/m dB dB cm deg 1 5180.00 99.14 ------ ------ 86.88 36.09 8.61 32.44 400 186 AVERAGE

Mode	32	
	Harmonic	
	U-NII-1_5.15-5.25_802.11ax HE20_CH36_Full_5180MHz	
ANT	CDD	
Pol.	Horizontal	Vertical
Peak Avg	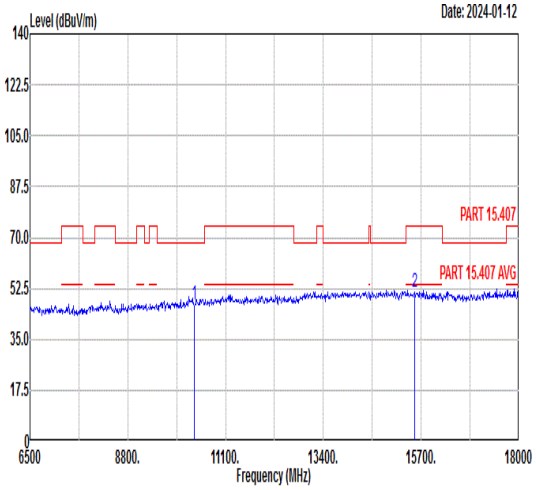 Freq Level Limit Line Margin Read Level Ant Factor Cable Loss Preamp Factor APos TPos Remark MHz dBuV/m dBuV/m dB dBuV dB/m dB dB cm deg 1 10360.00 47.28 68.30 -21.02 60.14 38.74 12.06 63.66 --- --- Peak 2 15540.00 51.04 74.00 -22.96 59.72 40.73 14.58 63.99 --- --- Peak	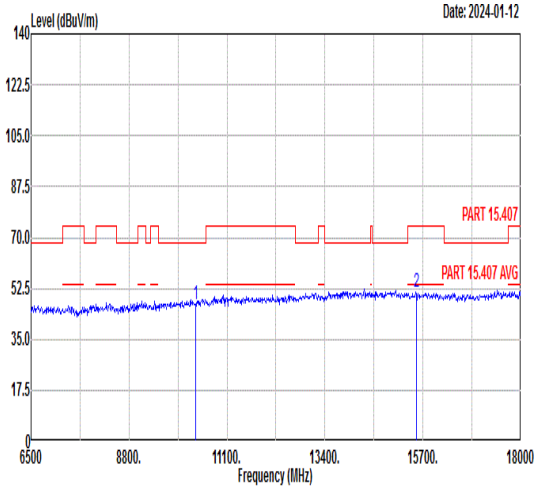 Freq Level Limit Line Margin Read Level Ant Factor Cable Loss Preamp Factor APos TPos Remark MHz dBuV/m dBuV/m dB dBuV dB/m dB dB cm deg 1 10360.00 47.22 68.30 -21.08 60.08 38.74 12.06 63.66 --- --- Peak 2 15540.00 51.07 74.00 -22.93 59.75 40.73 14.58 63.99 --- --- Peak