

## Section 8. Host PC labeling

The description of the regulatory information is secured and the users cannot modify it.

### <E-label screen>

To access the E-label screen, do one of the following:

- Restart the computer. When the logo screen is displayed, press F9. The E-label screen is displayed.
- Restart the computer. When the logo screen is displayed, press Enter or tap the prompt to enter the Startup Interrupt menu. Then press F9 or tap the Regulatory Information option. The E-label screen is displayed.


For RM520N-GL and BE201D2W

M/N: TP00159C







Contains FCC ID: XMR2023RM520NGLT, IC: 10224A-022RM520NGL

Contains FCC ID: PD9BE201D2, IC: 1000M-BE201D2

Contains FCC ID: MCLT77H747, IC: 2878D-T77H747



### Regulatory Information




CAN ICES-3(B)/NMB-3(B)  
CIDF15000051


ご使用のコンピュータにIEEE802.11a標準の無線機が搭載されている場合は、電波法の規定により5.15-5.35GHz周波数帯での使用は屋内に限られます。

This product contains a lithium-ion battery and a lithium battery; dispose of according to local, state, or federal laws.


Copyrighted code and parts contained herein.  
© Copyright Lenovo 2005, 2018.




R-R-LVK-TPXXXXXX  
MSIP-CRM-XXX-XXXXXX  
MSIP-CRB-XXX-XXXXXX  
MSIP-CRM-XXX-XXXXXX




TA-2016/3502  
TA-2016/2773  
TA-2016/2877  
APPROVED



XXX-XXXXXX  
XXXXXXXXXXXX



003-170244  
D170150003



MIC/KS 總務省指定  
第AC-1607号

Press **Enter** to exit and restart your computer

v0.91