




Test Setup Photos

WIFI



Radiated Spurious Emissions (30MHz to 1000MHz)



Radiated Spurious Emissions (1000MHz to 18000MHz)



AC Power Line Conducted Emission



Test board close-up

