

CBSD-EUD Test Report

Report No.: RF190807C25-2

FCC ID: XMR201909EG12GT

Test Model: EG12-GT

Received Date: Aug. 07, 2019

Test Date: Jan. 10 ~ Jan. 14, 2020

Issued Date: Jan. 15, 2020

Applicant: Quectel Wireless Solutions Co., Ltd.

Address: Building 5, Shanghai Business Park Phase III (Area B), No.1016 Tianlin Road, Minhang District, Shanghai, China 200233

Issued By: Bureau Veritas Consumer Products Services (H.K.) Ltd., Taoyuan Branch
Lin Kou Laboratories

Lab Address: No. 47-2, 14th Ling, Chia Pau Vil., Lin Kou Dist., New Taipei City, Taiwan

Test Location: No. 19, Hwa Ya 2nd Rd., Wen Hwa Vil., Kwei Shan Dist., Taoyuan City 33383, Taiwan

**FCC Registration/
Designation Number:** 788550 / TW0003

This report is for your exclusive use. Any copying or replication of this report to or for any other person or entity, or use of our name or trademark, is permitted only with our prior written permission. This report sets forth our findings solely with respect to the test samples identified herein. The results set forth in this report are not indicative or representative of the quality or characteristics of the lot from which a test sample was taken or any similar or identical product unless specifically and expressly noted. Our report includes all of the tests requested by you and the results thereof based upon the information that you provided to us. You have 60 days from date of issuance of this report to notify us of any material error or omission caused by our negligence, provided, however, that such notice shall be in writing and shall specifically address the issue you wish to raise. A failure to raise such issue within the prescribed time shall constitute your unqualified acceptance of the completeness of this report, the tests conducted and the correctness of the report contents. Unless specific mention, the uncertainty of measurement has been explicitly taken into account to declare the compliance or non-compliance to the specification. The report must not be used by the client to claim product certification, approval, or endorsement by TAF or any government agencies.

Table of Contents

Release Control Record	3
1 Certificate of Conformity	4
2 Summary of Test Results	5
2.1 Modification Record	5
3 General Information	6
3.1 General Description of EUT	6
4 Measurement	7
4.1 End User Device additional requirements.....	7
4.2 Test Procedure	7
4.3 Test Environment	8
4.4 Test Equipment	8
4.5 Test Setup	8
5 Test Result	9
6 Pictures of Test Arrangements	12
Appendix – Information of the Testing Laboratories	13

Release Control Record

Issue No.	Description	Date Issued
RF190807C25-2	Original release	Jan. 15, 2020

1 Certificate of Conformity

Product: LTE-A Cat 12 LGA Module

Brand: Quectel

Test Model: EG12-GT

Sample Status: Engineering sample

Applicant: Quectel Wireless Solutions Co., Ltd.

Test Date: Jan. 10 ~ Jan. 14, 2020

Standards: FCC Part 96.47

The above equipment has been tested by **Bureau Veritas Consumer Products Services (H.K.) Ltd., Taoyuan Branch**, and found compliance with the requirement of the above standards. The test record, data evaluation & Equipment Under Test (EUT) configurations represented herein are true and accurate accounts of the measurements of the sample's RF characteristics under the conditions specified in this report.

Prepared by : Pettie Chen , **Date:** Jan. 15, 2020
Pettie Chen / Senior Specialist

Approved by : Bruce Chen , **Date:** Jan. 15, 2020
Bruce Chen / Senior Project Engineer

2 Summary of Test Results

Applied Standard : FCC Part 96.47			
FCC Clause	Test Item	Result	Remarks
96.47(a)(1)	End User Device additional requirements	Pass	Meet the requirement

Note: Determining compliance based on the results of the compliance measurement, not taking into account measurement instrumentation uncertainty.

2.1 Modification Record

There were no modifications required for compliance.

3 General Information

3.1 General Description of EUT

Product	LTE-A Cat 12 LGA Module
Brand	Quectel
Test Model	EG12-GT
Status of EUT	Engineering sample
Accessory Device	NA
Data Cable Supplied	NA

Note:

1. The EUT uses following adapter. (Support unit)

Adapter	
Brand	JINGSAI
Model	CLS-050200
Input Power	100-240Vac, 50/60Hz, 1.5A
Output Power	5Vdc, 2000mA
Power Line	1.1m power cable with one core attached on adapter

2. The above EUT information is declared by manufacturer and for more detailed features description, please refers to the manufacturer's specifications or user's manual.

4 Measurement

4.1 End User Device additional requirements

FCC Part 96.47

- (a) End User Devices may operate only if they can positively receive and decode an authorization signal transmitted by a CBSD, including the frequencies and power limits for their operation.
- (1) An End User Device must discontinue operations, change frequencies, or change its operational power level within 10 seconds of receiving instructions from its associated CBSD.

4.2 Test Procedure

Following test procedure can be done by WINNF-TS-0122 CBRS CBSD Test Specification, use the certified CBSD(FCC ID: P27P208) as CBSD device to show compliance with FCC Part 96.47 requirements for End User Device(EUD):

Test #1:

- a) Setup WINNF.PT.C.HBT.1 with 3615 ~ 3635 MHz and MaxEIRP at 10 dBm/MHz.
- b) Enable CBSD service from EPC management.
- c) **Check** EUD Tx Frequency and connection successful.
- d) Disable AP service from EPC management.
- e) **Check** if EUT stop transmission within 10s.

Test #2:

- a) Setup WINNF.PT.C.HBT.1 with 3595 ~ 3615 MHz and MaxEIRP at 15 dBm/MHz.
- b) Enable CBSD service from EPC management.
- c) **Check** EUD Tx Frequency and connection successful.
- d) Change power to 10 dBm/MHz.
- e) **Check** EUD Tx output power.
- f) Disable AP service from EPC management.
- g) **Check** if EUT stop transmission within 10s.

4.3 Test Environment

Test Condition

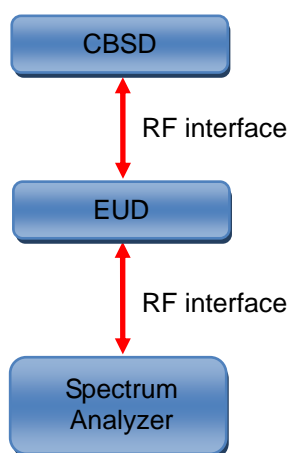
Test Item	Environmental Conditions	Input Power	Tested By
End User Device additional requirements	25deg. C, 70%RH	120Vac, 60Hz	Matthew Yang

4.4 Test Equipment

Description & Manufacturer	Model no.	Serial No.	Calibrated Date	Calibrated Until
CBSD Sercomm	P208-TP (FCCID:P27P208)	1801BVV000034	NA	NA
Laptop DELL	Inspiron 15 3000	D67MYN2	NA	NA
Spectrum Analyzer ROHDE & SCHWARZ	FSV	E2-010642	May 28, 2019	May 27, 2020

NOTE: 1. The test was performed in OVEN 4 Test Room
2. The calibration interval of the above test instruments is 12 months and the calibrations are traceable to NML/ROC and NIST/USA.

4.5 Test Setup

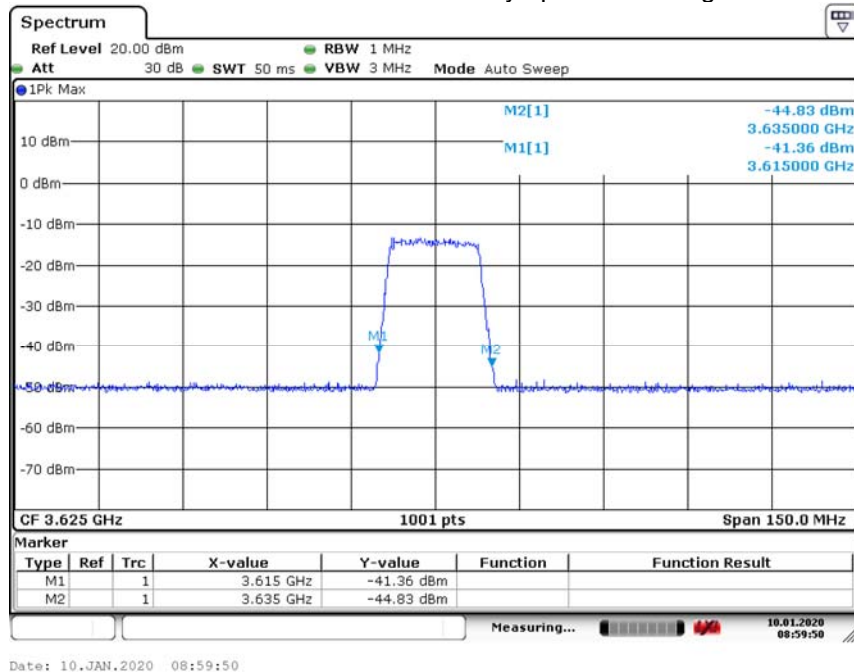


NOTE: The CBSD device is certified CBSD(FCC ID: P27P208). Where the CBSD device connection with EUD is by radiated method. The EUD device connection with Spectrum Analyzer is by conducted method.

5 Test Result

Step Test #1-(c)

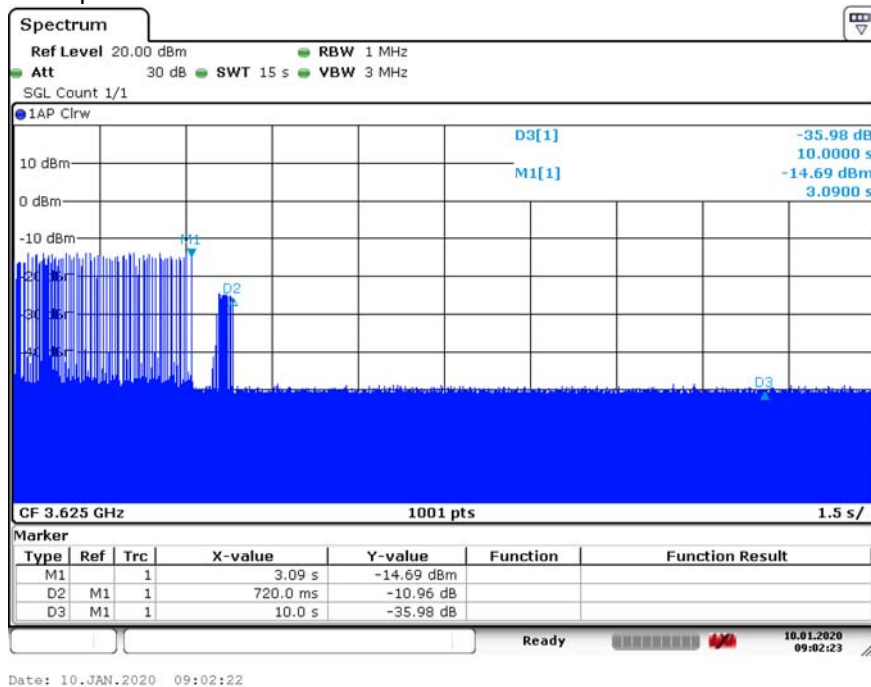
EUD follow instruction from associate CBSD and successfully operate at assigned 3615-3635MHz channel.



Plot 5-1 EUD frequency of operations

Step Test #1(e)

EUD discontinues the operation within 10 seconds after CBSD terminates the service:



Plot 5-2 EUD discontinues operations within 10s

Note :

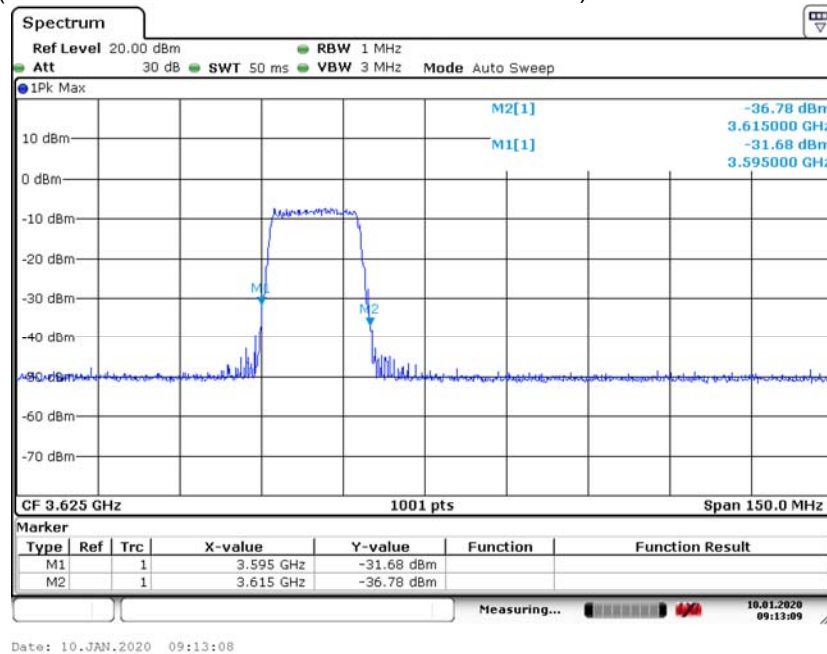
Marker 1: CBSD sends instructions to discontinues operations.

Marker 2: EUD discontinues operation.

Marker 3: 10 seconds elapsed time from CBSD sending instructions to EUD.

Test #2(c)

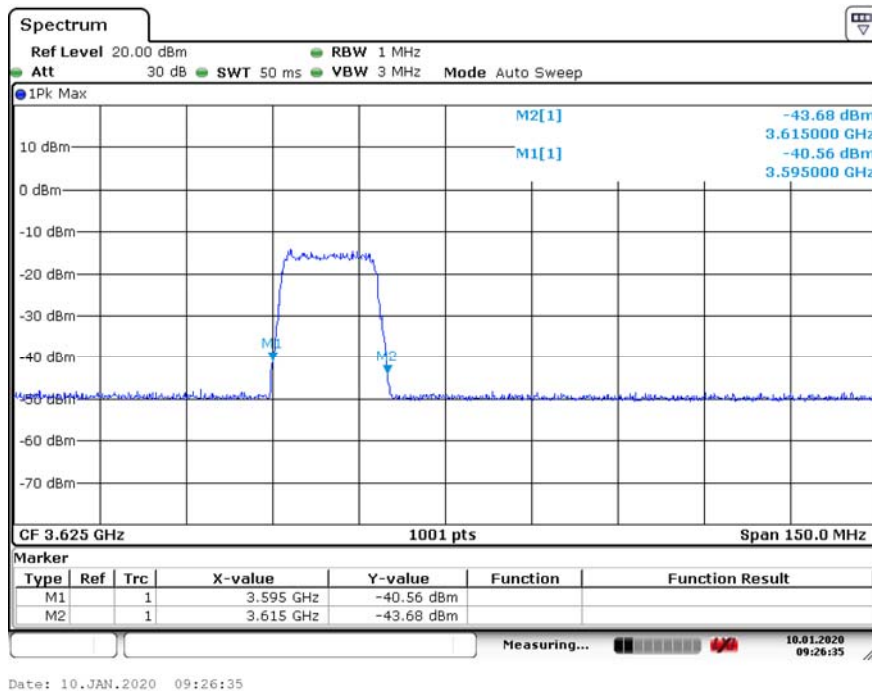
following plots demonstrate that EUD response to the associated CBSD instruction and operate at a new assigned channel (3595 ~ 3615 MHz and MaxEIRP at 15 dBm/MHz)



Plot 5-3 EUD frequency of operations

Test #2(e)

following plot demonstrates that EUD response to the associated CBSD power reduce instruction and reduce the power for 5 dB.



Plot 5-4 EUD changed output power

6 Pictures of Test Arrangements

Please refer to the attached file (Test Setup Photo).

Appendix – Information of the Testing Laboratories

We, Bureau Veritas Consumer Products Services (H.K.) Ltd., Taoyuan Branch, were founded in 1988 to provide our best service in EMC, Radio, Telecom and Safety consultation. Our laboratories are accredited and approved according to ISO/IEC 17025.

If you have any comments, please feel free to contact us at the following:

Lin Kou EMC/RF Lab

Tel: 886-2-26052180

Fax: 886-2-26051924

Hsin Chu EMC/RF Lab/Telecom Lab

Tel: 886-3-6668565

Fax: 886-3-6668323

Hwa Ya EMC/RF/Safety Lab

Tel: 886-3-3183232

Fax: 886-3-3270892

Email: service.adt@tw.bureauveritas.com

Web Site: www.bureauveritas-adt.com

The address and road map of all our labs can be found in our web site also.

--- END ---