




1. TEST SETUP PHOTO



Radiated spurious emissions 9kHz–30MHz for mode 1 (FCC part 15C)




Radiated spurious emissions 9kHz–30MHz for mode 2 to mode 4 (FCC part 15C)




Radiated spurious emissions 9kHz–30MHz for mode 5 (FCC part 15C)



Radiated spurious emissions 30MHz to 1GHz for mode 1 (FCC part 15C)



Radiated spurious emissions 30MHz to 1GHz for mode 2 to mode 4 (FCC part 15C)



Radiated spurious emissions 30MHz to 1GHz for mode 5 (FCC part 15C)



H-Field Strength & E-Field Strength test setup for mode 1



H-Field Strength & E-Field Strength test setup for mode 2 to mode 4



H-Field Strength & E-Field Strength test setup for mode 5