

DASY5 Validation Report for Head TSL

Date: 24.07.2015

Test Laboratory: SPEAG, Zurich, Switzerland

DUT: Dipole 2550 MHz; Type: D2550V2; Serial: D2550V2 - SN: 1010

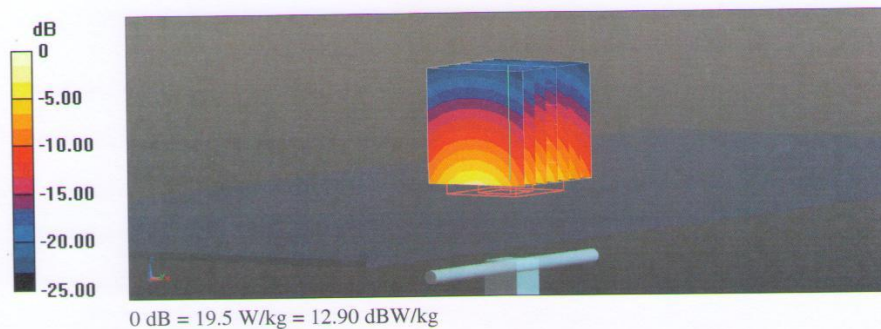
Communication System: UID 0 - CW; Frequency: 2550 MHz
Medium parameters used: $f = 2550$ MHz; $\sigma = 1.99$ S/m; $\epsilon_r = 37.5$; $\rho = 1000$ kg/m³
Phantom section: Flat Section
Measurement Standard: DASY5 (IEEE/IEC/ANSI C63.19-2011)

DASY52 Configuration:

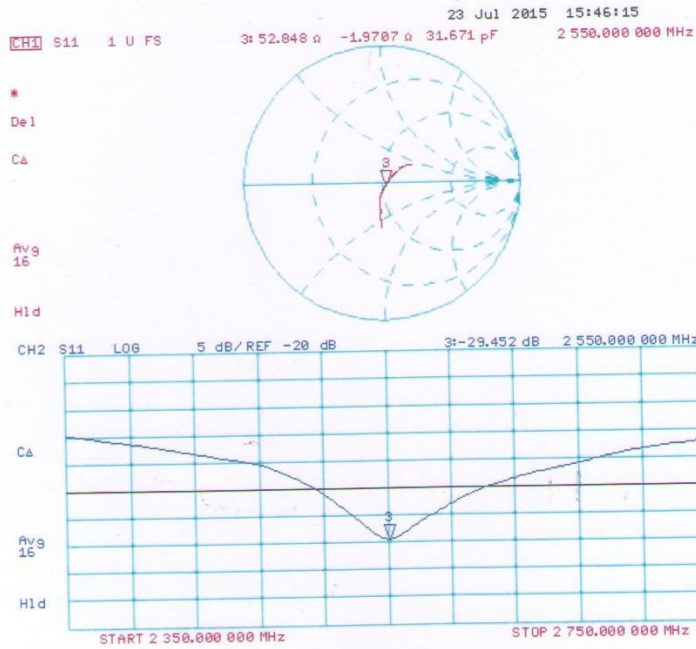
- Probe: ES3DV3 - SN3205; ConvF(4.45, 4.45, 4.45); Calibrated: 30.12.2014;
- Sensor-Surface: 3mm (Mechanical Surface Detection)
- Electronics: DAE4 Sn601; Calibrated: 18.08.2014
- Phantom: Flat Phantom 5.0 (front); Type: QD000P50AA; Serial: 1001
- DASY52 52.8.8(1222); SEMCAD X 14.6.10(7331)

Dipole Calibration for Head Tissue/Pin=250 mW, d=10mm/Zoom Scan (7x7x7)/Cube 0:

Measurement grid: dx=5mm, dy=5mm, dz=5mm
Reference Value = 103.6 V/m; Power Drift = 0.01 dB
Peak SAR (extrapolated) = 30.5 W/kg
SAR(1 g) = 14.7 W/kg; SAR(10 g) = 6.67 W/kg
Maximum value of SAR (measured) = 19.5 W/kg



Impedance Measurement Plot for Head TSL



DASY5 Validation Report for Body TSL

Date: 24.07.2015

Test Laboratory: SPEAG, Zurich, Switzerland

DUT: Dipole 2550 MHz; Type: D2550V2; Serial: D2550V2 - SN: 1010


Communication System: UID 0 - CW; Frequency: 2550 MHz
Medium parameters used: $f = 2550$ MHz; $\sigma = 2.15$ S/m; $\epsilon_r = 52.1$; $\rho = 1000$ kg/m³
Phantom section: Flat Section
Measurement Standard: DASY5 (IEEE/IEC/ANSI C63.19-2007)

DASY52 Configuration:

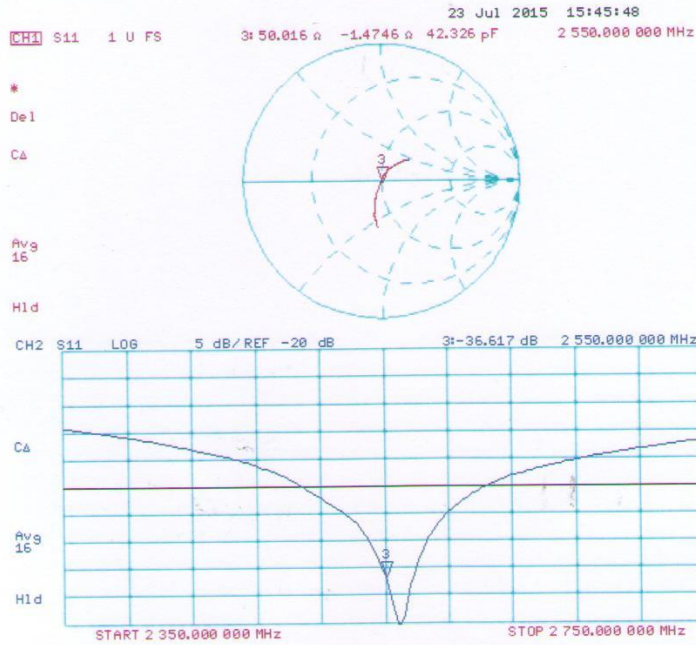
- Probe: ES3DV3 - SN3205; ConvF(4.2, 4.2, 4.2); Calibrated: 30.12.2014;
- Sensor-Surface: 3mm (Mechanical Surface Detection)
- Electronics: DAE4 Sn601; Calibrated: 18.08.2014
- Phantom: Flat Phantom 5.0 (back); Type: QD000P50AA; Serial: 1002
- DASY52 52.8.8(1222); SEMCAD X 14.6.10(7331)

Dipole Calibration for Body Tissue/Pin=250 mW, d=10mm/Zoom Scan (7x7x7)/Cube 0:

Measurement grid: dx=5mm, dy=5mm, dz=5mm
Reference Value = 96.75 V/m; Power Drift = 0.00 dB
Peak SAR (extrapolated) = 28.7 W/kg
SAR(1 g) = 13.9 W/kg; SAR(10 g) = 6.32 W/kg
Maximum value of SAR (measured) = 18.5 W/kg



Impedance Measurement Plot for Body TSL



ANNEX J Extended Calibration SAR Dipole

Referring to KDB865664 D01, if dipoles are verified in return loss (<-20dBm, within 20% of prior calibration), and in impedance (within 5 ohm of prior calibration), the annual calibration is not necessary and the calibration interval can be extended.

Justification of Extended Calibration SAR Dipole D750V3– serial no.1163

Head						
Date of Measurement	Return-Loss (dB)	Delta (%)	Real Impedance (ohm)	Delta (ohm)	Imaginary Impedance (johm)	Delta (johm)
2016-9-19	-26.8		54.5		-1.8	
2017-9-17	-25.4	5.2	53.2	1.3	-2.5	-0.7
/	/	/	/	/	/	/

Body						
Date of Measurement	Return-Loss (dB)	Delta (%)	Real Impedance (ohm)	Delta (ohm)	Imaginary Impedance (johm)	Delta (johm)
2016-9-19	-29.0		49.8		-3.5	
2017-9-17	-25.2	13.1	46.9	2.9	-2.8	0.7
/	/	/	/	/	/	/

Justification of Extended Calibration SAR Dipole D835V2– serial no.4d057

Head						
Date of Measurement	Return-Loss (dB)	Delta (%)	Real Impedance (ohm)	Delta (ohm)	Imaginary Impedance (johm)	Delta (johm)
2015-10-22	-29.8		49.2		-3.12	
2016-10-20	-26.7	10.4	47.5	-1.7	-5.74	-2.62
2017-10-18	-26.2	12.1	47.9	-1.3	-5.32	-2.20

Body						
Date of Measurement	Return-Loss (dB)	Delta (%)	Real Impedance (ohm)	Delta (ohm)	Imaginary Impedance (johm)	Delta (johm)
2015-10-22	-24.7		48.1		-5.38	
2016-10-20	-22.4	9.3	46.7	1.4	-4.86	0.52
2017-10-18	-22.9	7.3	46.4	1.7	-4.79	0.59

Justification of Extended Calibration SAR Dipole D1800V2– serial no.2d147

Head						
Date of Measurement	Return-Loss (dB)	Delta (%)	Real Impedance (ohm)	Delta (ohm)	Imaginary Impedance (johm)	Delta (johm)
2015-10-3	-26.9		47.6		-3.68	
2016-9-28	-25.7	4.4	45.8	-1.8	-2.81	0.87
2017-9-25	-25.1	6.7	48.2	0.6	-5.20	-1.52

Body						
Date of Measurement	Return-Loss (dB)	Delta (%)	Real Impedance (ohm)	Delta (ohm)	Imaginary Impedance (johm)	Delta (johm)
2015-10-3	-21.1		44.4		-6.17	
2016-9-28	-22.8	-8.1	46.2	1.8	-5.56	0.61
2017-9-25	-22.9	-8.5	46.8	2.4	-5.32	0.85

Justification of Extended Calibration SAR Dipole D1900V2– serial no.5d088

Head						
Date of Measurement	Return-Loss (dB)	Delta (%)	Real Impedance (ohm)	Delta (ohm)	Imaginary Impedance (johm)	Delta (johm)
2015-10-4	-22.4		52.7		7.33	
2016-9-28	-25.3	-12.9	50.8	-1.9	5.82	1.51
2017-9-25	-24.9	-11.2	51.2	-1.5	6.22	1.11

Body						
Date of Measurement	Return-Loss (dB)	Delta (%)	Real Impedance (ohm)	Delta (ohm)	Imaginary Impedance (johm)	Delta (johm)
2015-10-4	-25.4		50.9		5.36	
2016-9-28	-23.7	6.7	48.9	-2.0	2.74	-2.62
2017-9-25	-23.2	8.7	48.3	-2.6	3.84	-1.52

Justification of Extended Calibration SAR Dipole D2450V2– serial no.873

Head						
Date of Measurement	Return-Loss (dB)	Delta (%)	Real Impedance (ohm)	Delta (ohm)	Imaginary Impedance (johm)	Delta (johm)
2015-10-30	-26.6		53.4		3.42	
2016-10-20	-25.1	5.6	55.1	1.7	2.91	0.51
2017-10-18	-25.7	3.4	54.6	0.8	3.04	0.38

Body						
Date of Measurement	Return-Loss (dB)	Delta (%)	Real Impedance (ohm)	Delta (ohm)	Imaginary Impedance (johm)	Delta (johm)
2015-10-30	-23.7		50.5		6.53	
2016-10-20	-24.9	5.1	49.2	1.3	7.28	0.75
2017-10-18	-25.5	7.6	49.6	0.9	7.11	0.58

Justification of Extended Calibration SAR Dipole D2550V2– serial no.1010

Head						
Date of Measurement	Return-Loss (dB)	Delta (%)	Real Impedance (ohm)	Delta (ohm)	Imaginary Impedance (johm)	Delta (johm)
2015-7-24	-29.5		52.8		-2.0	
2016-7-22	-26.4	10.5	51.1	1.7	-2.62	-0.62
2017-7.21	-27.3	7.5	53.9	1.1	-3.84	-1.84

Body						
Date of Measurement	Return-Loss (dB)	Delta (%)	Real Impedance (ohm)	Delta (ohm)	Imaginary Impedance (johm)	Delta (johm)
2015-7-24	-36.6		50.0		-1.5	
2016-7-22	-34.2	6.6	52.8	2.8	-2.67	-1.17
2017-7-21	-37.5	-2.5	52.4	2.4	-3.11	-1.61

The Return-Loss is <-20dB, and within 20% of prior calibration; the impedance is within 5 ohm of prior calibration. Therefore the value result should support extended c