

Installation Guide

Please read the entire Installation Guide thoroughly and retain it for future reference. Kaon Media will not take any responsibility for accidents or damage resulting from careless handling by the user.

Warning



- Always follow these instructions to avoid the risk of injury to yourself or damage to your equipment.
- Unplug the receiver from the power outlet before cleaning.
- Use only a damp cloth for cleaning the exterior of the receiver.
- Do not use accessories or attachments not recommended by the manufacturer.
- Do not replace the receiver on an unstable cart, stand, tripod, bracket, or table.
- Operate the receiver using only the type of power source indicated on the marking label.
- Do not place the receiver in an enclosure such as a cabinet without proper ventilation.
- The receiver may fall, causing serious personal injury and damage to the receiver.
- Do not stack the receiver on top of or below other electronic devices.

Package Content



KSTB6200



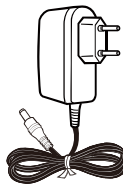
Remote Control with Battery



Quick Guide



HDMI Cable



Power Adapter

Front and Side Panel



Left Panel



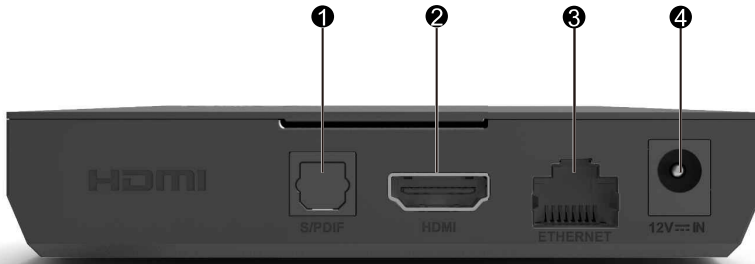
Front Panel



Right Panel

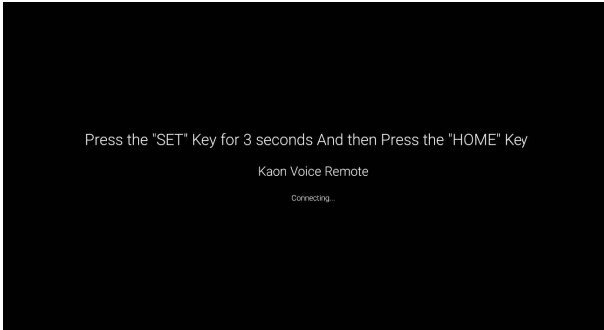
1	Power Button	To put the Set-Top Box into standby mode or wake up from standby.
---	---------------------	---

Rear Panel

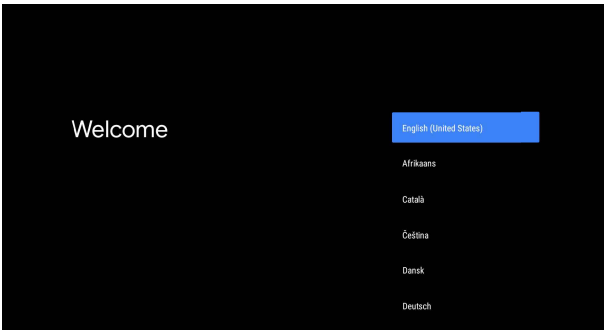


1	S/PDIF	To output digital audio signal to an AVR / Soundbar via an optical cable.
2	HDMI	Connect to your TV
3	NETWORK	Connect to broadband Internet via Ethernet cable.
4	DC Power	Connect to the supplied power adapter.

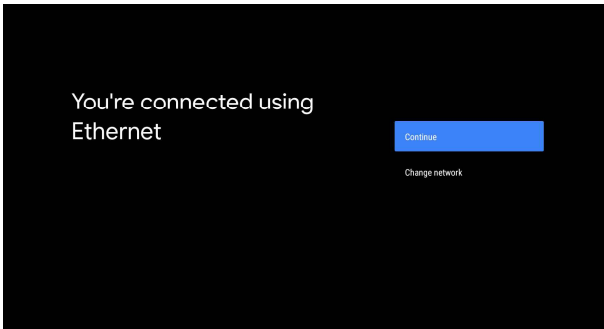
How To Install The Set-Top Box



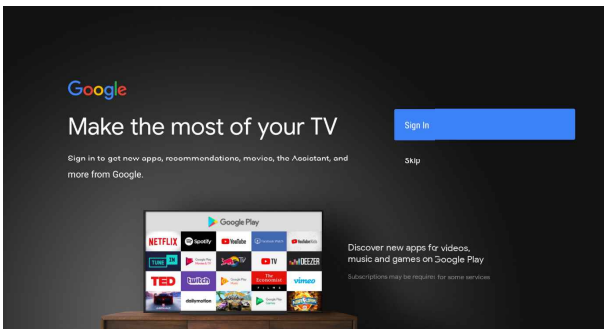
1. When the KSTB6200 Set-Top Box boots up for the first time, Please press the “SET” key for 3 seconds and then Press the “HOME” key.



2. Please select your preferred language. Select “Next” to proceed.

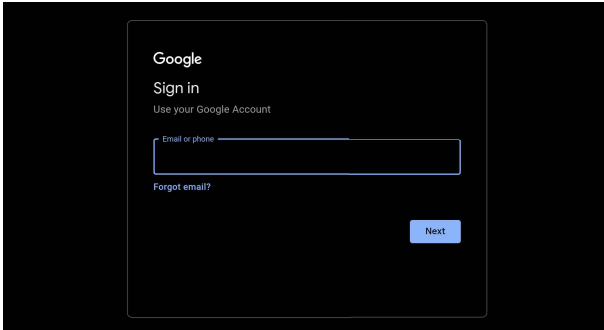


3. You will be given the option to connect to the Internet via Ethernet or change network. Choose either one of those options, or you may select “Skip” to proceed.

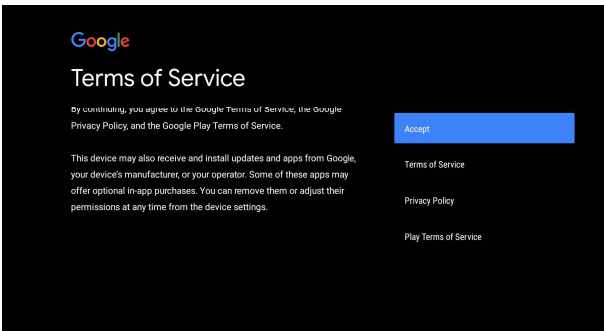


4. You will be given the option to Sing In google account or Skip.

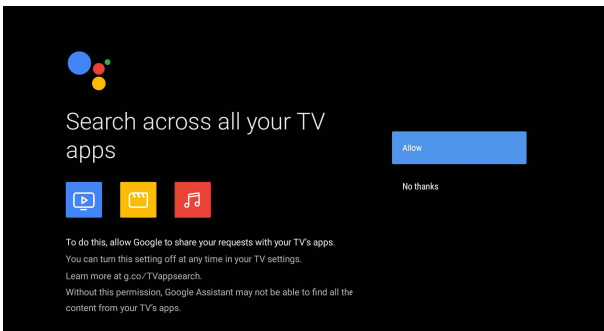
How To Install The Set-Top Box



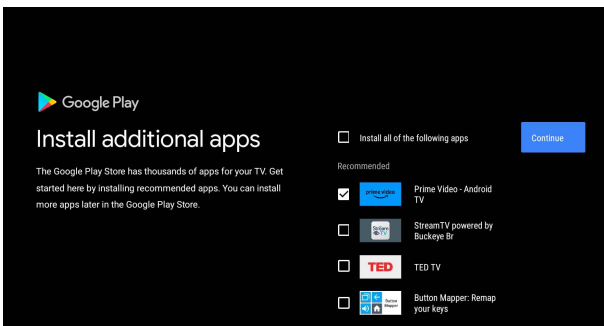
5. Please sign in your own google account.



6. Please select the "Terms of Service" options. Select "Accept" to proceed.

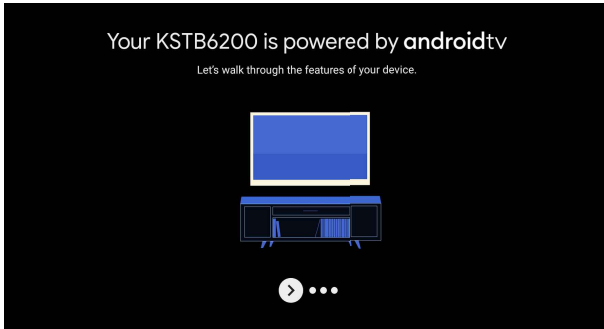


7. Please select the TV apps option.

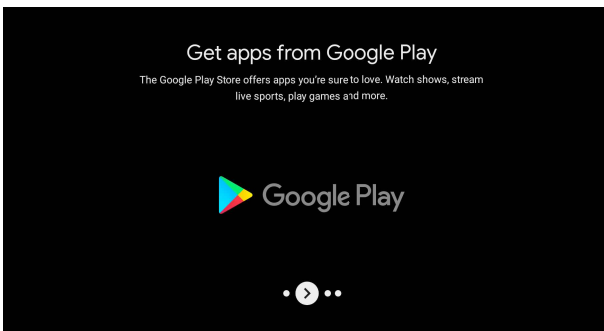


8. You will be given the options to select your own install apps. Please select "Continue" to proceed

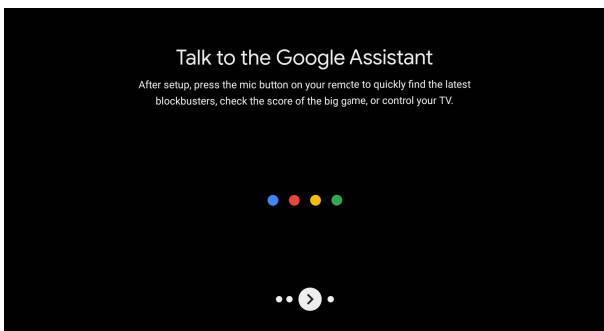
How To Install The Set-Top Box



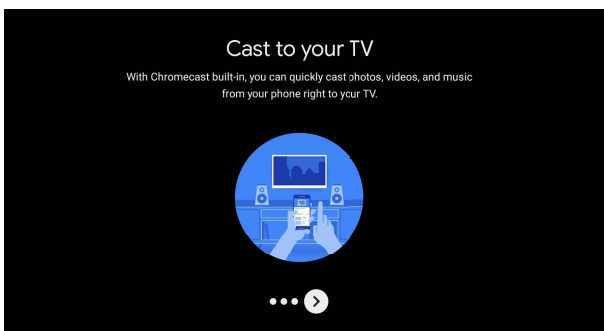
9. Please select "NEXT" to proceed.



10. Please select "NEXT" to proceed.

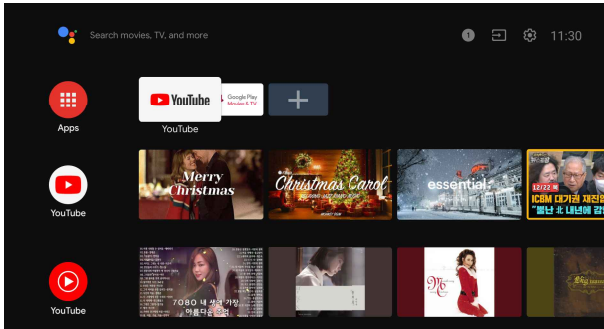


11. Please select "NEXT" to proceed.



12. Please select "NEXT" to complete setup.

How To Install The Set-Top Box



13. Once the setup is done, you will be brought to the Home screen.

Operating Environment

The table below shows the operating environment.

Item	Description
Operating Temperature	0 ~ 40°C
Operating Humidity	10 ~ 80%, non-condensing
Rated Voltage, Frequency	AVC 100~240 V, 50/60 Hz
Rated Power Consumption	Max. 24 W
Dimension (W X D X H)	110mm X 110mm X 21mm
Weight	0,2 Kg

Specifications

Item	Description
Model Name	KSTB6200
Broadcasting Rx Frequency	950 ~ 2,150 MHz
Broadcasting Rx Level	-25 ~ -65 dBm
LNB Support	dCSS, Max. 350mA
Video/Audio Output Port	HDMI 2.0
Digital Audio Output	S/PDIF
USB Port	USB 2.0, 1 Port on side panel, 5V 500mA (Max.)
Ethernet Port	RJ-45 10/100 Mbps 1 Port
Rated Voltage, Frequency	AVC 100 ~ 240 V, 50/60 Hz
Power Consumption	Max, 24 W
Wi-Fi	802.11 ax, 2.4GHz/5.GHz selectable

License



The Adopted Trademarks HDMI, HDMI High-Definition Multimedia Interface, and the HDMI Logo are trademarks or registered trademarks of HDMI Licensing Administrator, Inc. in the United States and other countries.



Manufactured under license from Dolby Laboratories. Dolby, Dolby Audio, and the double-D symbol are trademarks of Dolby Laboratories.



Limited Warranty

KAONMEDIA Co., Ltd ("KAON"), warrants this product ("the Product") is free from manufacturing defects in material and workmanship, according to the following terms and conditions.

- 1) The limited warranty for the Product extends for the first twelve (12) months beginning on the date of initial activation of the Product for reception of the service provided by KAON.
- 2) During the limited warranty period, KAON and its authorised service network will repair or replace, at KAON's option, any defective Product or parts thereof with new or factory rebuilt replacement items, and return the Product to the Customer in working condition. No charge will be made to the Customer for either parts or labour in repairing or replacing the Product. All replaced parts, boards or equipment shall become property of KAON.
- 3) Repaired Product will be warranted for the balance of the original warranty period or for ninety (90) days from the date of repair, whichever is longer.
- 4) Transportation, delivery and handling charges incurred in the transport of the Product to and from KAON or its local and authorized service center during the limited warranty period will be borne by KAON.
- 5) The Customer shall have no coverage or benefits under this limited warranty if any of the following conditions are applicable:
 - A. The Product has been subject to: lightning, power surges, insufficient voltage, abnormal use, abnormal conditions, improper storage, exposure to moisture or dampness, exposure to excessive temperature or other such environmental conditions, unauthorized modifications, unauthorized connections, unauthorized repair including but not limited to use of unauthorized spare parts in repairs, misuse, neglect, abuse, accident, alternation, improper installation, Acts of God, spill of foods or liquids, maladjustment of Customer controls or other acts which are beyond the reasonable control of KAON, including deficiencies in consumable parts unless caused directly by defects in materials or workmanship, and normal wear and tear of the Product.
 - B. Astro or KAON was not notified by Customer of the alleged defect or malfunction of the Product during the applicable limited warranty period.
 - C. The Product serial number or other applied and identifying labels have been removed, defaced or altered.
 - D. The Product was used with or connected to accessories not supplied and/or approved by KAON, not fit for use with the STB or used in other ways than intended.
- 6) If a problem develops during the limited warranty period, the Customer should take the following step by step procedure:
 - A. The Product was used with or connected to accessories not supplied and/or approved by KAON, not fit for use with the STB or used in other ways than intended.
 - B. The Customer will be billed for any parts, labour and other related charges not covered by this limited warranty.
 - C. In certain instances KAON reserves the right to refer the Customer to Astro before service may be provided.
 - D. If the Product is returned to KAON after the expiration of the warranty period, KAON's normal service policy shall apply and the Customer will be charged accordingly.
- 7) Any implied warranty of merchantability, or fitness for a particular purpose or use, shall be limited to the duration of the foregoing written warranty. Otherwise, the foregoing warranty is the customer's sole and exclusive remedy and is in lieu of all other warranties, express or implied. KAON shall not be liable for incidental or consequential damages or a loss of anticipated services, benefits or profits, work stoppage or loss or impairment of data arising out of the use or inability to use the Product.
- 8) The benefits conferred by this limited warranty are in addition to all other rights and remedies under any applicable mandatory legislation as may be in the Territory.
- 9) KAON neither assumes nor authorizes and authorized service center or any person or entity to assume for it any other obligation or liability beyond that which is expressly provided for in this limited warranty.
- 10) All warranty information, Product features and specification are subject to change without notice.

KSTB6200 IP Set-top-box(OTT STB)

Quick Installation Guide

FCC ID: WQTKSTB6200

FCC Information to User

This equipment has been tested and found to comply with the limits for a Class B digital device, pursuant to Part 15 of the FCC Rules.

These limits are designed to provide reasonable protection against harmful interference in a residential installation. This equipment generates, uses and can radiate frequency energy and, if not installed and used in accordance with the instructions, may cause harmful interference to radio communications.

However, there is no guarantee that interference will not occur in a particular installation. If this equipment does cause harmful interference to radio or television reception, which can be determined by turning the equipment off and on, the user is encouraged to try to correct the interference by one of the following measures:

- **Reorient or relocate the receiving antenna.**
- **Increase the separation between the equipment and receiver.**
- **Connect the equipment into an outlet on a circuit different from that to which the receiver is connected.**
- **Consult the dealer or an experienced radio/TV technician for help.**

Caution

THE GRANTEE IS NOT RESPONSIBLE FOR ANY CHANGES OR MODIFICATIONS NOT EXPRESSLY APPROVED BY THE PARTY RESPONSIBLE FOR COMPLIANCE.

Changes or modifications not expressly approved by the party responsible for compliance could void the user's authority to operate the equipment.

This device is restricted to indoor use only within the 5.15~5.25GHz Band.(Canada)

This device complies with Industry Canada license-exempt RSS standard(s). Operation is subject to the following two conditions: (1) this device may not cause interference, and (2) this device must accept any interference, including interference that may cause undesired operation of the device.

KSTB6200 IP Set-top-box(OTT STB)

Quick Installation Guide

IMPORTANT NOTE : FCC RF Radiation Exposure Statement

This equipment complies with FCC RF radiation exposure limits set forth for an uncontrolled environment. This equipment should be installed and operated with a minimum distance of 20 centimeters between the radiator and your body. This transmitter must not be co-located or operating in conjunction with any other antenna or transmitter.

This device complies with part 15 of the FCC Rules. Operation is subject to the following two conditions:

- (1) This device may not cause harmful interference, and
- (2) this device must accept any interference received, including interference that may cause undesired operation.

IC : 24567-KSTB6200

ISED Information to User

This device complies with Industry Canada's licence-exempt RSSs. Operation is subject to the following two conditions:

- (1) This device may not cause interference; and
- (2) This device must accept any interference, including interference that may cause undesired operation of the device

Information d'ISDE à l'utilisateur

This device complies with Industry Canada's licence-exempt RSSs. Operation is subject to the following two conditions:

Le présent appareil est conforme aux CNR d'Industrie Canada applicables aux appareils radio exempts de licence. L'exploitation est autorisée aux deux conditions suivantes:

- (1) l'appareil ne doit pas produire de brouillage, et
- (2) l'utilisateur de l'appareil doit accepter tout brouillage radioélectrique subi, même si le brouillage est susceptible d'en compromettre le fonctionnement.

Cet appareil est restreint à l'utilisation à l'intérieur seulement dans la bande 5.15 ~ 5.25GHz.

Le dispositif doit être placé à une distance d'au moins 20 cm à partir de toutes les personnes au cours de son fonctionnement normal. Les antennes utilisées pour ce produit ne doivent pas être situées ou exploitées conjointement avec une autre antenne ou transmetteur.