



# Host Device Internal Photographs

## 1.1 EUT Main Board Top View



## 1.2 Cellular Modules Setup View



### 1.3 Cellular Modules Top View (RI7ME910C1NA & RI7ME910C1NV)




### 1.4 Cellular Modules Side View 1 (RI7ME910C1NA & RI7ME910C1NV)



**1.5 Cellular Modules Side View 2(RI7ME910C1NA & RI7ME910C1NV)**




**1.6 Cellular Modules Rear View (RI7ME910C1NA & RI7ME910C1NV)**







**1.7 Cellular Modules Front View (RI7ME910C1NA & RI7ME910C1NV)**




**1.8 Cellular Modules Side View 1(RI7ME910C1NV)**




**1.9 Cellular Modules Side View 2(RI7ME910C1NV)**



**1.10 Cellular Modules Rear View (RI7ME910C1NV)**



### 1.11 Cellular Modules Front View (RI7ME910C1NV)




### 1.12 Cellular Modules Top View (RI7ME910C1NV)







### 1.13 Cellular Modules Antenna



### 1.14 Cellular Modules Bottom View (RI7ME910C1NA)



### 1.15 Cellular Modules Bottom View (RI7ME910C1NV)



### 1.16 Cellular Modules Bottom View (RI7ME910C1NV)

