

## PHOTOGRAPHS OF THE TEST CONFIGURATION


CONDUCTED EMISSION TEST

**EAP210**


(Power Supply: adapter)



(Power Supply: POE)





**OWL530**  
(Power Supply: POE)




## RADIATED EMISSION TEST

**EAP210**

(Power Supply: adapter)



(Power Supply: POE)



## RADIATED EMISSION TEST

**OWL530**  
(Power Supply: POE)

