

TIMEX®

INSTRUCTION MANUAL

MODEL 536, 31638 WIRELESS THERMOMETER


1. Batteries required:

Receiver: 2 - AAA

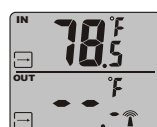
Transmitter: 2 - AAA

2. Receiver:

Place 2 AAA batteries into the battery compartment, the display will show.



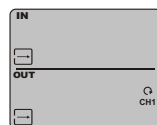
And then.



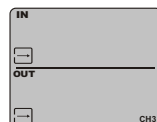
FEATURES:

A. MODE: To switch °C or °F

B. CHANNEL: Press **CHANNEL** key once, display shows.



The unit is searching and showing outdoor temperature for channels from 1-3 automatically and consecutively. If there's no outdoor sensor in the channel, the outdoor temperature will show blank "--". Press **CHANNEL** key 3 more times, display shows.

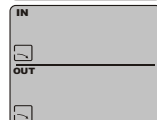
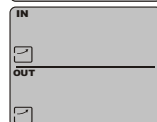
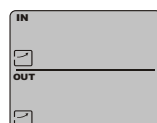


Press **CHANNEL** key to choose the preferred channels from 1-3.

C. MAX/MIN: To show indoor/outdoor maximum/minimum temperature press **MAX/MIN** key. Hold it for 2 seconds, to clean the record of maximum and minimum temperature.

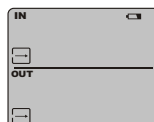
D. RESET: Press **RESET** key on the back, to reset the unit.

E. Temperature trend: Temperature is falling.

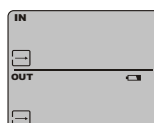


F. Low Battery Indication:

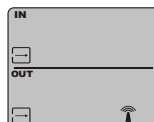
Low battery for receiver



Low battery for transmitter

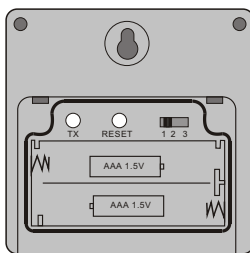


G. Data Receiving Indication



3. Transmitter:

Use a small Phillips head screw driver to unscrew the battery compartment and insert 2 AAA batteries.



(Back View)

A. TX: Press this key, to manually send signals to receiver for testing.

B. RESET: To reset the transmitter.

C. 1 2 3: channels from 1-3. If switched on 1, the receiver will show CH1 for outdoor temperature. A maximum 3 transmitters could be used to monitor outdoor temperatures. The TX6360 comes with only one transmitter.

FCC STATEMENT

1. This device complies with Part 15 of the FCC Rules. Operation is subject to the following two conditions:
 - (1) This device may not cause harmful interference, and
 - (2) This device must accept any interference received, including interference that may cause undesired operation.
2. Changes or modifications not expressly approved by the party responsible for compliance could void the user's authority to operate the equipment.

Additional transmitters can be purchased from Maverick Industries, Inc. for \$7.50/ea plus \$6.25 shipping and handling. Mail checks and request for TX6360 TRANSMITTER to:

Maverick Customer Service
94 Mayfield Ave.
Edison NJ 08837