



SGS-CSTC Standards Technical Services Ltd.

No.198 Kezhu Road, Science Town Economic& Technology
Development District Guangzhou, China 510663 Telephone:
Telephone: +86 (0) 20 82155555
Fax: +86 (0) 20 82075059
Email: sgs_internet_operations@sgs.com

FEDERAL COMMUNICATIONS COMMISSION
Registration number: 282399

Report No.: SZEMO071203569RFT
Page: 1 of 33
FCC ID :VUY1048B

TEST REPORT

Application No. : SZEMO071203569RF
Applicant: Vocentrix(HK)Limited
FCC ID: VUY1048B
Fundamental Carrier 2.4000GHz to 2.4835GHz
Frequency :
Equipment Under Test (EUT):
Name: Baby monitor
Model: 08280
Standards: FCC PART 15, SUBPART C : 2007 (Section 15.247)
Date of Receipt: 10 December 2007
Date of Test: 11 December 2007
Date of Issue: 14 December 2007

Test Result :	PASS *
----------------------	---------------

* In the configuration tested, the EUT complied with the standards specified above.

Robinson Lo
Manager

The manufacturer should ensure that all products in series production are in conformity with the product sample detailed in this report. If the product in this report is used in any configuration other than that detailed in the report, the manufacturer must ensure the new system complies with all relevant standards. Any mention of SGS International Electrical Approvals or testing done by SGS International Electrical Approvals in connection with, distribution or use of the product described in this report must be approved by SGS International Electrical Approvals in writing. The report must not be used by the client to claim product certification, approval, or endorsement by NVLAP, NIST, or any agency of the federal government. All test results in this report can be traceable to National or International Standards.



2 Test Summary

The customer requested FCC tests for Baby monitor.			
Test	Test Requirement	Standard Paragraph	Result
Conducted Emission (150KHz to 30MHz)	FCC PART 15 : 2007	Section 15.207	PASS
Radiated Emission (30MHz to 25GHz)	FCC PART 15 : 2007	Section 15.209 Section 15.205	PASS
Maximum Peak Output Power	FCC PART 15 : 2007	Section 15.247 (b)	PASS
Occupied Bandwidth	FCC PART 15 : 2007	Section 15.247 (b)	PASS
Band Edges Measurement	FCC PART 15 : 2007	Section 15.247 (c)	PASS
Power Spectral Density Measurement	FCC PART 15 : 2007	Section 15.247 (d)	PASS

FCC ID: VUY1048B

This document is issued by the Company under its General Conditions of Service printed overleaf or available on request and accessible at http://www.sgs.com/terms_and_conditions.html. Attention is drawn to the limitation of liability, indemnification and jurisdiction issues defined therein. Any holder of this document is advised that information contained hereon reflects the Company's findings at the time of its intervention only and within the limits of Client's instructions, if any. The Company's sole responsibility is to its Client and this document does not exonerate parties to a transaction from exercising all their rights and obligations under the transaction documents. Any unauthorized alteration, forgery or falsification of the content or appearance of this document is unlawful and offenders may be prosecuted to the fullest extent of the law." Unless otherwise stated the results shown in this test report refer only to the sample(s) tested. This document cannot be reproduced except in full, without prior approval of the Company.



3 Contents

	Page
1 COVER PAGE	1
2 TEST SUMMARY	2
3 CONTENTS	3
4 GENERAL INFORMATION	4
4.1 CLIENT INFORMATION	4
4.2 GENERAL DESCRIPTION OF E.U.T.	4
4.3 DESCRIPTION OF SUPPORT UNITS	4
4.4 STANDARDS APPLICABLE FOR TESTING	4
4.5 TEST LOCATION	4
4.6 OTHER INFORMATION REQUESTED BY THE CUSTOMER	4
4.7 TEST FACILITY	5
5 TEST RESULTS	6
5.1 TEST INSTRUMENTS	6
5.2 E.U.T. OPERATION	6
5.3 TEST RESULT	7
5.3.1 Conducted Emissions Mains Terminals, 150kHz to 30MHz	7
5.3.2 Radiated Emissions	10
5.3.3 Harmonics Emissions	12
5.3.4 Other Emissions	16
5.3.5 Maximum Peak Output Power	17
5.3.6 Occupied Bandwidth	18
5.3.7 Band Edges Requirement	21
5.3.8 Power Spectral Density	31-33

FCC ID: VUY1048B

This document is issued by the Company under its General Conditions of Service printed overleaf or available on request and accessible at http://www.sgs.com/terms_and_conditions.htm. Attention is drawn to the limitation of liability, indemnification and jurisdiction issues defined therein. Any holder of this document is advised that information contained hereon reflects the Company's findings at the time of its intervention only and within the limits of Client's instructions, if any. The Company's sole responsibility is to its Client and this document does not exonerate parties to a transaction from exercising all their rights and obligations under the transaction documents. Any unauthorized alteration, forgery or falsification of the content or appearance of this document is unlawful and offenders may be prosecuted to the fullest extent of the law." Unless otherwise stated the results shown in this test report refer only to the sample(s) tested. This document cannot be reproduced except in full, without prior approval of the Company.



4 General Information

4.1 Client Information

Applicant Name: Vocentrix(HK)Limited
Applicant Address: Flat5-6,11/F,Harry Ind Bldg,49-51 Au Pui Wat St ,Fotain,Shatin,HK

4.2 General Description of E.U.T.

Product Name: Baby monitor
Model: 08280
Power Supply: 100-240V AC(AC-DC DC OUTPUT 5V DC 1.0A)
Power Cord: DC cord is 2m.

4.3 Description of Support Units

None.

4.4 Standards Applicable for Testing

The customer requested FCC tests for Baby monitor
The standard used was FCC PART 15, SUBPART C (2007) section 15.247.

4.5 Test Location

All tests were performed at:

SGS-CSTC Standards Technical Services Co., Ltd., Guangzhou EMC Laboratory, No.198 Kezhu Road, Science Town Economic& Technology Development District Guangzhou, China 510663

Tel: +86 20 82155555 Fax: +86 20 82075059

No tests were sub-contracted.

4.6 Other Information Requested by the Customer

None.

FCC ID: VUY1048B

This document is issued by the Company under its General Conditions of Service printed overleaf or available on request and accessible at http://www.sgs.com/terms_and_conditions.htm. Attention is drawn to the limitation of liability, indemnification and jurisdiction issues defined therein. Any holder of this document is advised that information contained hereon reflects the Company's findings at the time of its intervention only and within the limits of Client's instructions, if any. The Company's sole responsibility is to its Client and this document does not exonerate parties to a transaction from exercising all their rights and obligations under the transaction documents. Any unauthorized alteration, forgery or falsification of the content or appearance of this document is unlawful and offenders may be prosecuted to the fullest extent of the law." Unless otherwise stated the results shown in this test report refer only to the sample(s) tested. This document cannot be reproduced except in full, without prior approval of the Company.



4.7 Test Facility

The test facility is recognized, certified, or accredited by the following organizations:

- **NVLAP – Lab Code: 200611-0**
SGS-CSTC Standards Technical Services Co., Ltd., Guangzhou EMC Laboratory is recognized under the National Voluntary Laboratory Accreditation Program (NVLAP/NIST). NVLAP Code: 200611-0. Effective through December 31, 2006.
- **ACA**
SGS-CSTC Standards Technical Services Co., Ltd., EMC Laboratory can also perform testing for the Australian C-Tick mark as a result of our NVLAP accreditation.
- **VCCI**
The 3m Semi-anechoic chamber and Shielded Room (11.5m x 4m x 4m) of SGS-CSTC Standards Technical Services Co., Ltd. have been registered in accordance with the Regulations for Voluntary Control Measures with Registration No.: R-1599 and C-1706 respectively.
Date of Registration: June 01, 2005. Valid until February 22, 2008
- **SGS UK(Certificate No.: 32), SGS-TUV SAARLAND and SGS-FINKO**
Have approved SGS-CSTC Standards Technical Services Co., Ltd., EMC Laboratory as a supplier of EMC TESTING SERVICES and SAFETY TESTING SERVICES.
- **CNAL – LAB Code: L0141**
SGS-CSTC Standards Technical Services Co., Ltd., EMC Laboratory has been assessed and in compliance with CNAL/AC01:2002 accreditation criteria for testing laboratories (identical to ISO/IEC 17025:1999 General Requirements) for the Competence of Testing Laboratories.
- **FCC – Registration No.: 282399**
SGS-CSTC Standards Technical Services Co., Ltd., EMC Laboratory has been registered and fully described in a report filed with the (FCC) Federal Communications Commission. The acceptance letter from the FCC is maintained in our files. Registration 282399, May 31, 2002. With the above and NVLAP, SGS-CSTC is an authorized test laboratory for the DoC process.
- **Industry Canada (IC)**
The 3m Semi-anechoic chamber of SGS-CSTC Standards Technical Services Co., Ltd. has been registered by Certification and Engineering Bureau of Industry Canada for radio equipment testing with Registration No.: 5169.

FCC ID: VUY1048B

This document is issued by the Company under its General Conditions of Service printed overleaf or available on request and accessible at http://www.sgs.com/terms_and_conditions.htm. Attention is drawn to the limitation of liability, indemnification and jurisdiction issues defined therein. Any holder of this document is advised that information contained hereon reflects the Company's findings at the time of its intervention only and within the limits of Client's instructions, if any. The Company's sole responsibility is to its Client and this document does not exonerate parties to a transaction from exercising all their rights and obligations under the transaction documents. Any unauthorized alteration, forgery or falsification of the content or appearance of this document is unlawful and offenders may be prosecuted to the fullest extent of the law." Unless otherwise stated the results shown in this test report refer only to the sample(s) tested. This document cannot be reproduced except in full, without prior approval of the Company.



5 Test Results

5.1 Test Instruments

Test Equipment	Manufacturer	Model	Asset No.	Cal. Due Date
3m Semi- Anechoic Chamber	Frankonia	3m method	EMC0501	15-02-2008
EMI Test Receiver	Rohde & Schwarz	ESCS30	EMC0506	15-02-2008
Bilog Type Antenna	Schaffner Chase	CBL6143	EMC0519	17-01-2008
Coaxial cable	SGS-CSTC	10m	EMC0514	04-11- 2008
Spectrum Analyzer	Rohde& Schwarz	FSP 30	EMC0521	01-04-2008
Horn Antenna	Rohde& Schwarz	HF906	EMC0517	01-04-2008
Temperature, Humidity & Barometer	Oregon Scientific	BA-888	EMC0003	24-07-2008
Peramplifier	Agilent	8449B	EMC0520	30-06-2008
Coaxial cable	SGS	N/A	EMC0514	01-06-2008
Shielding Room	Frankonia	12 x 4 x 4 m ³	EMC0103	N/A
LISN	Schaffner Chase	MNZ050D11	1421	04-11-2008
EMI Test Receiver	Rohde& Schwarz	ESCS30	100086	09-12-2008
Coaxial Cable	SGS	2m	EMC0107	01-06-2008

5.2 E.U.T. Operation

Input voltage: Supplied 5V DC

Operating Environment:

Temperature: 24.0 °C

Humidity: 52 % RH

Atmospheric Pressure: 1008 mbar

EUT Operation: Test the EUT as a product which Direct Sequence Spread Spectrum

. The total channels are 13 channels (1 to 13 channels), the fundamental frequencies are from 2.410GHz to 2.470GHz.

The test procedure provided by applicant enabled the EUT to transmit and receive data at lowest (**Channel 1: 2.410GHz**), middle (**Channel 7: 2.440GHz**), and highest channel (**Channel 13: 2.470GHz**), frequencies individually.

Pre-test all the frequencies mode and their power status, compliance test in the worse case: Channel 13, Channel 7, Channel 1.

FCC ID: VUY1048B

This document is issued by the Company under its General Conditions of Service printed overleaf or available on request and accessible at http://www.sgs.com/terms_and_conditions.htm. Attention is drawn to the limitation of liability, indemnification and jurisdiction issues defined therein. Any holder of this document is advised that information contained hereon reflects the Company's findings at the time of its intervention only and within the limits of Client's instructions, if any. The Company's sole responsibility is to its Client and this document does not exonerate parties to a transaction from exercising all their rights and obligations under the transaction documents. Any unauthorized alteration, forgery or falsification of the content or appearance of this document is unlawful and offenders may be prosecuted to the fullest extent of the law. Unless otherwise stated the results shown in this test report refer only to the sample(s) tested. This document cannot be reproduced except in full, without prior approval of the Company.

5.3 Test Result

5.3.1 Conducted Emissions Mains Terminals, 150kHz to 30MHz

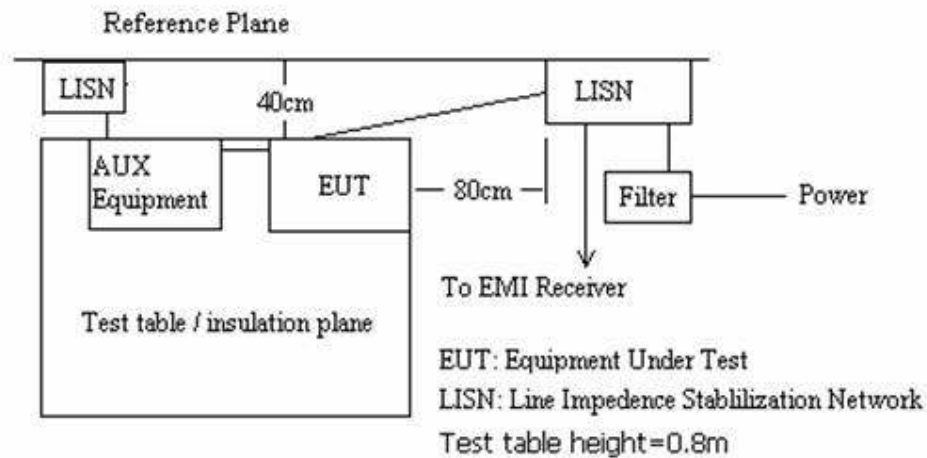
Test Requirement: FCC Part15 B
Test Method: ANSI C63.4
Test Date: 2007-12-05
Frequency Range: 150KHz to 30MHz
Class / Severity: Class B
Detector: Peak for pre-scan (9kHz Resolution Bandwidth)
Quasi-Peak if maximised peak within 6dB of Quasi-Peak limit

Operating Environment:

Temperature: 26.0 °C Humidity: 73 % RH Atmospheric Pressure: 1005 mbar

EUT Operation: Test the EUT in On Mode.

Plan View of Test Setup



Measurement Data

An initial pre-scan was performed on the live and neutral lines with peak detector.

Quasi-Peak and Average measurement were performed at the frequencies with maximized peak emission were detected.

The following Quasi-Peak and Average measurements were performed on the EUT on 2007-12-05

FCC ID: VUY1048B

This document is issued by the Company under its General Conditions of Service printed overleaf or available on request and accessible at http://www.sgs.com/terms_and_conditions.htm. Attention is drawn to the limitation of liability, indemnification and jurisdiction issues defined therein. Any holder of this document is advised that information contained hereon reflects the Company's findings at the time of its intervention only and within the limits of Client's instructions, if any. The Company's sole responsibility is to its Client and this document does not exonerate parties to a transaction from exercising all their rights and obligations under the transaction documents. Any unauthorized alteration, forgery or falsification of the content or appearance of this document is unlawful and offenders may be prosecuted to the fullest extent of the law. Unless otherwise stated the results shown in this test report refer only to the sample(s) tested. This document cannot be reproduced except in full, without prior approval of the Company.



SGS-CSTC Standards Technical Services Co., Ltd.

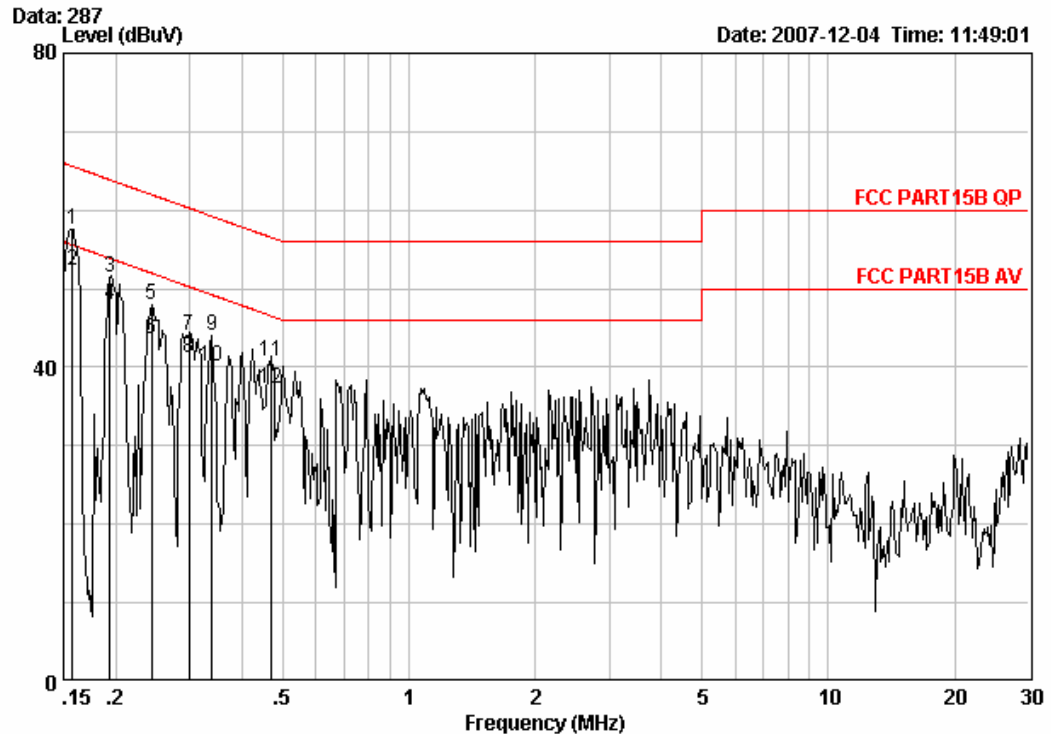
Report No.: : SZEMO071203569RFT

Page: 8 of 33

Quasi-peak and Average measurement:

Live Line:

Peak Scan:



Site : Shielding Room
Condition : FCC PART15B QP CE LINE
EUT :

	Freq	Cable Loss	LISN Factor	Read Level	Level	Limit Line	Over Limit	Remark
	MHz	dB	dB	dBuV	dBuV	dBuV	dB	
1	0.15733	-0.02	-0.05	57.63	57.56	65.60	-8.04	QP
2 @	0.15733	-0.02	-0.05	52.44	52.37	55.60	-3.23	Average
3	0.19344	-0.09	-0.05	51.56	51.43	63.89	-12.46	QP
4	0.19344	-0.09	-0.05	48.17	48.03	53.89	-5.85	Average
5	0.24293	-0.05	-0.04	48.14	48.04	62.00	-13.95	QP
6	0.24293	-0.05	-0.04	43.66	43.56	52.00	-8.43	Average
7	0.29869	0.00	-0.04	44.03	43.98	60.28	-16.30	QP
8	0.29869	0.00	-0.04	41.16	41.11	50.28	-9.16	Average
9	0.33920	0.00	-0.04	44.17	44.12	59.22	-15.10	QP
10	0.33920	0.00	-0.04	40.22	40.18	49.22	-9.05	Average
11	0.47110	0.00	-0.04	40.77	40.73	56.49	-15.77	QP
12	0.47110	0.00	-0.04	37.42	37.38	46.49	-9.12	Average

FCC ID: VUY1048B

This document is issued by the Company under its General Conditions of Service printed overleaf or available on request and accessible at http://www.sgs.com/terms_and_conditions.htm. Attention is drawn to the limitation of liability, indemnification and jurisdiction issues defined therein. Any holder of this document is advised that information contained hereon reflects the Company's findings at the time of its intervention only and within the limits of Client's instructions, if any. The Company's sole responsibility is to its Client and this document does not exonerate parties to a transaction from exercising all their rights and obligations under the transaction documents. Any unauthorized alteration, forgery or falsification of the content or appearance of this document is unlawful and offenders may be prosecuted to the fullest extent of the law. Unless otherwise stated the results shown in this test report refer only to the sample(s) tested. This document cannot be reproduced except in full, without prior approval of the Company.



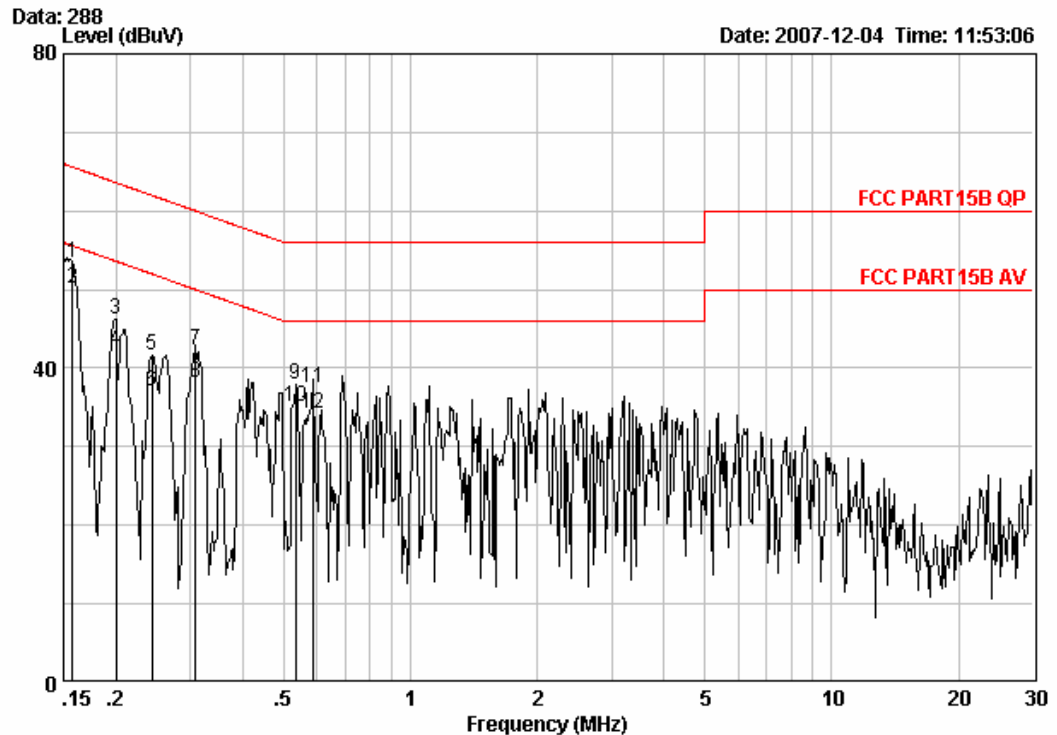
SGS-CSTC Standards Technical Services Co., Ltd.

Report No.: : SZEMO071203569RFT

Page: 9 of 33

Quasi-peak and Average measurement:
Neutral Line

Peak Scan:



Site : Shielding Room
Condition : FCC PART15B QP CE NEUTRAL
EUT :

	Freq	Cable Loss	LISN Factor	Read Level	Level	Limit Line	Over Limit	Remark
	MHz	dB	dB	dBuV	dBuV	dBuV	dB	
1	0.15733	-0.02	-0.05	53.42	53.36	65.60	-12.24	QP
2	0.15733	-0.02	-0.05	50.11	50.05	55.60	-5.56	Average
3	0.19969	-0.10	-0.04	46.38	46.24	63.62	-17.39	QP
4	0.19969	-0.10	-0.04	42.53	42.39	53.62	-11.23	Average
5	0.24293	-0.05	-0.04	41.74	41.65	62.00	-20.35	QP
6	0.24293	-0.05	-0.04	37.17	37.08	52.00	-14.92	Average
7	0.30834	0.00	-0.04	42.34	42.30	60.02	-17.71	QP
8	0.30834	0.00	-0.04	38.17	38.13	50.02	-11.88	Average
9	0.53215	0.00	-0.04	37.98	37.94	56.00	-18.06	QP
10	0.53215	0.00	-0.04	35.15	35.11	46.00	-10.89	Average
11	0.58540	0.00	-0.04	37.47	37.42	56.00	-18.58	QP
12	0.58540	0.00	-0.04	34.18	34.14	46.00	-11.86	Average

FCC ID: VUY1048B

This document is issued by the Company under its General Conditions of Service printed overleaf or available on request and accessible at http://www.sgs.com/terms_and_conditions.htm. Attention is drawn to the limitation of liability, indemnification and jurisdiction issues defined therein. Any holder of this document is advised that information contained hereon reflects the Company's findings at the time of its intervention only and within the limits of Client's instructions, if any. The Company's sole responsibility is to its Client and this document does not exonerate parties to a transaction from exercising all their rights and obligations under the transaction documents. Any unauthorized alteration, forgery or falsification of the content or appearance of this document is unlawful and offenders may be prosecuted to the fullest extent of the law. Unless otherwise stated the results shown in this test report refer only to the sample(s) tested. This document cannot be reproduced except in full, without prior approval of the Company.

5.3.2 Radiated Emissions

Test Requirement: FCC 15.209

Test Method: ANSI C63.4 section 8 & 13

Test Date: 2007-12-05

Measurement Distance: 3m (Semi-Anechoic Chamber)

Frequency range 30 MHz – 25GHz for transmitting mode.

The EUT was setup to ANSI C63.4,2003, tested to DTS test procedure of Oct 2002 KDB558074 for compliance to FCC 47CFR 15.247 requirements.

Spectrum: 30 MHz - 1000 MHz: RBW=120KHz, VBW=300KHz

above 1GHz Peak RBW=1MHz, VBW=3MHz

Average: RBW=1MHz, VBW=10Hz

Receive antenna scan height 1 m - 4 m, polarization Vertical / Horizontal

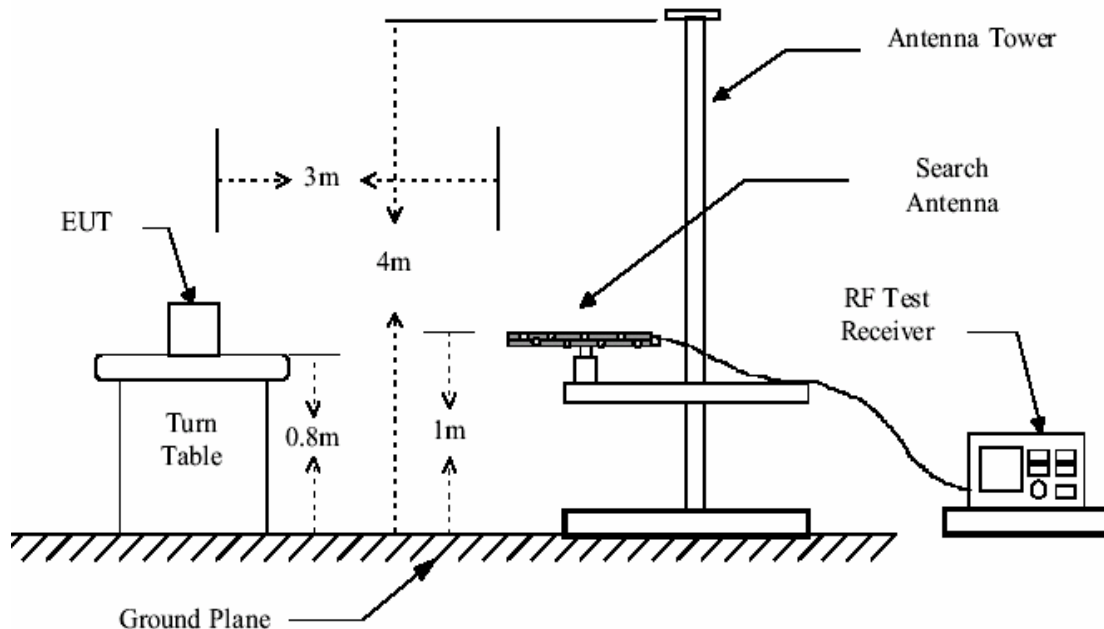
Limit: 40.0 dB μ V/m between 30MHz & 88MHz

43.5 dB μ V/m between 88MHz & 216MHz

46.0 dB μ V/m between 216MHz & 960MHz

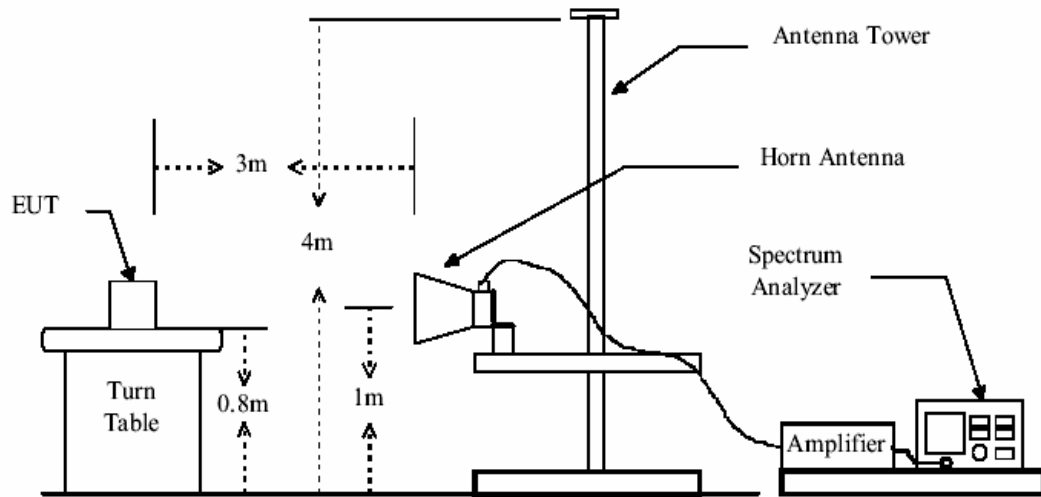
54.0 dB μ V/m above 960MHz

Test Configuration:



FCC ID: VUY1048B

This document is issued by the Company under its General Conditions of Service printed overleaf or available on request and accessible at http://www.sgs.com/terms_and_conditions.htm. Attention is drawn to the limitation of liability, indemnification and jurisdiction issues defined therein. Any holder of this document is advised that information contained hereon reflects the Company's findings at the time of its intervention only and within the limits of Client's instructions, if any. The Company's sole responsibility is to its Client and this document does not exonerate parties to a transaction from exercising all their rights and obligations under the transaction documents. Any unauthorized alteration, forgery or falsification of the content or appearance of this document is unlawful and offenders may be prosecuted to the fullest extent of the law. Unless otherwise stated the results shown in this test report refer only to the sample(s) tested. This document cannot be reproduced except in full, without prior approval of the Company.



Test Procedure: The procedure used was ANSI Standard C63.4-2003. The receiver was scanned from 30MHz to 25GHz. When an emission was found, the table was rotated to produce the maximum signal strength. An initial pre-scan was performed for in peak detection mode using the receiver. The EUT was measured for both the Horizontal and Vertical polarities and performed a pre-test three orthogonal planes. For intentional radiators, measurements of the variation of the input power or the radiated signal level of the fundamental frequency component of the emission, as appropriate, shall be performed with the supply voltage varied between 85% and 115% of the nominal rated supply voltage. The worst case emissions were reported.

The field strength is calculated by adding the Antenna Factor, Cable Factor & Peramplifier. The basic equation with a sample calculation is as follows:

Final Test Level = Receiver Reading + Antenna Factor + Cable Factor – Peramlifer Factor

The following test results were performed on the EUT

FCC ID: VUY1048B

This document is issued by the Company under its General Conditions of Service printed overleaf or available on request and accessible at http://www.sgs.com/terms_and_conditions.htm. Attention is drawn to the limitation of liability, indemnification and jurisdiction issues defined therein. Any holder of this document is advised that information contained hereon reflects the Company's findings at the time of its intervention only and within the limits of Client's instructions, if any. The Company's sole responsibility is to its Client and this document does not exonerate parties to a transaction from exercising all their rights and obligations under the transaction documents. Any unauthorized alteration, forgery or falsification of the content or appearance of this document is unlawful and offenders may be prosecuted to the fullest extent of the law. Unless otherwise stated the results shown in this test report refer only to the sample(s) tested. This document cannot be reproduced except in full, without prior approval of the Company.



5.3.3 Harmonics Emissions

Test mode: **perform the test in transmitting status:**

Test in Channel 1

Harmonics & Spurious Emissions

Peak Measurement					
Test Frequency (GHz)	Measuring Level (dBuV/m)		Limits (dBuV/m)	Margin (dB)	
	Vertical	Horizontal		Vertical	Horizontal
2.410	106.4	103.7			
4.820	50.6	52.3	74.0	23.4	21.7
7.230	50.9	53.7	74.0	23.1	20.3
9.640	N/A	N/A	74.0	N/A	N/A
12.050	N/A	N/A	74.0	N/A	N/A
14.460	N/A	N/A	74.0	N/A	N/A
16.870	N/A	N/A	74.0	N/A	N/A
19.280	N/A	N/A	74.0	N/A	N/A
21.690	N/A	N/A	74.0	N/A	N/A
24.100	N/A	N/A	74.0	N/A	N/A
Average Measurement					
2.410	101.2	98.3			
4.820	43.2	44.7	54.0	10.8	9.3
7.230	42.6	45.1	54.0	11.4	8.9
9.640	N/A	N/A	54.0	N/A	N/A
12.050	N/A	N/A	54.0	N/A	N/A
14.460	N/A	N/A	54.0	N/A	N/A
16.870	N/A	N/A	54.0	N/A	N/A
19.280	N/A	N/A	54.0	N/A	N/A
21.690	N/A	N/A	54.0	N/A	N/A
24.100	N/A	N/A	54.0	N/A	N/A

N/A: refer to remark 1).

FCC ID: VUY1048B

This document is issued by the Company under its General Conditions of Service printed overleaf or available on request and accessible at http://www.sgs.com/terms_and_conditions.htm. Attention is drawn to the limitation of liability, indemnification and jurisdiction issues defined therein. Any holder of this document is advised that information contained hereon reflects the Company's findings at the time of its intervention only and within the limits of Client's instructions, if any. The Company's sole responsibility is to its Client and this document does not exonerate parties to a transaction from exercising all their rights and obligations under the transaction documents. Any unauthorized alteration, forgery or falsification of the content or appearance of this document is unlawful and offenders may be prosecuted to the fullest extent of the law. Unless otherwise stated the results shown in this test report refer only to the sample(s) tested. This document cannot be reproduced except in full, without prior approval of the Company.



Test mode: **perform the test in transmitting status :**

Test the racing wheel in Channel 7.

Harmonics & Spurious Emissions:

Peak Measurement					
Test Frequency (GHz)	Measuring Level (dBuV/m)		Limits (dBuV/m)	Margin (dB)	
	Vertical	Horizontal		Vertical	Horizontal
2.440	105.2	101.8			
4.880	52.1	52.9	74.0	21.9	21.1
7.320	51.3	49.2	74.0	22.7	24.8
9.760	N/A	N/A	74.0	N/A	N/A
12.200	N/A	N/A	74.0	N/A	N/A
14.640	N/A	N/A	74.0	N/A	N/A
17.080	N/A	N/A	74.0	N/A	N/A
19.520	N/A	N/A	74.0	N/A	N/A
21.960	N/A	N/A	74.0	N/A	N/A
24.400	N/A	N/A	74.0	N/A	N/A
Average Measurement					
2.440	99.4	97.1			
4.880	44.6	44.9	54.0	9.4	9.1
7.320	43.8	42.5	54.0	10.2	11.5
9.760	N/A	N/A	54.0	N/A	N/A
12.200	N/A	N/A	54.0	N/A	N/A
14.640	N/A	N/A	54.0	N/A	N/A
17.080	N/A	N/A	54.0	N/A	N/A
19.520	N/A	N/A	54.0	N/A	N/A
21.960	N/A	N/A	54.0	N/A	N/A
24.400	N/A	N/A	54.0	N/A	N/A

N/A: refer to remark 1).

FCC ID: VUY1048B

This document is issued by the Company under its General Conditions of Service printed overleaf or available on request and accessible at http://www.sgs.com/terms_and_conditions.htm. Attention is drawn to the limitation of liability, indemnification and jurisdiction issues defined therein. Any holder of this document is advised that information contained hereon reflects the Company's findings at the time of its intervention only and within the limits of Client's instructions, if any. The Company's sole responsibility is to its Client and this document does not exonerate parties to a transaction from exercising all their rights and obligations under the transaction documents. Any unauthorized alteration, forgery or falsification of the content or appearance of this document is unlawful and offenders may be prosecuted to the fullest extent of the law. Unless otherwise stated the results shown in this test report refer only to the sample(s) tested. This document cannot be reproduced except in full, without prior approval of the Company.



Test mode: **perform the test in transmitting status :**

Test in Channel 13.

Harmonics & Spurious Emissions:

Peak Measurement					
Test Frequency (GHz)	Measuring Level (dBuV/m)		Limits (dBuV/m)	Margin (dB)	
	Vertical	Horizontal		Vertical	Horizontal
2.470	104.7	99.8			
4.940	52.2	53.6	74.0	21.8	20.4
7.410	51.7	53.9	74.0	22.3	20.1
9.880	N/A	N/A	74.0	N/A	N/A
12.350	N/A	N/A	74.0	N/A	N/A
14.820	N/A	N/A	74.0	N/A	N/A
17.290	N/A	N/A	74.0	N/A	N/A
19.760	N/A	N/A	74.0	N/A	N/A
22.230	N/A	N/A	74.0	N/A	N/A
24.700	N/A	N/A	74.0	N/A	N/A
Average Measurement					
2.470	97.3	92.8			
4.940	45.0	45.3	54.0	9.0	8.7
7.410	44.2	45.9	54.0	9.8	8.1
9.880	N/A	N/A	54.0	N/A	N/A
12.350	N/A	N/A	54.0	N/A	N/A
14.820	N/A	N/A	54.0	N/A	N/A
17.290	N/A	N/A	54.0	N/A	N/A
19.760	N/A	N/A	54.0	N/A	N/A
22.230	N/A	N/A	54.0	N/A	N/A
24.700	N/A	N/A	54.0	N/A	N/A

N/A: refer to remark 1).

FCC ID: VUY1048B

This document is issued by the Company under its General Conditions of Service printed overleaf or available on request and accessible at http://www.sgs.com/terms_and_conditions.htm. Attention is drawn to the limitation of liability, indemnification and jurisdiction issues defined therein. Any holder of this document is advised that information contained hereon reflects the Company's findings at the time of its intervention only and within the limits of Client's instructions, if any. The Company's sole responsibility is to its Client and this document does not exonerate parties to a transaction from exercising all their rights and obligations under the transaction documents. Any unauthorized alteration, forgery or falsification of the content or appearance of this document is unlawful and offenders may be prosecuted to the fullest extent of the law. Unless otherwise stated the results shown in this test report refer only to the sample(s) tested. This document cannot be reproduced except in full, without prior approval of the Company.



Remark:

- 1). N/A: For this intentional radiator operates below 10 GHz, the spectrum shall be investigated to the tenth harmonic of the highest fundamental frequency. And above the fifth harmonic of this intentional radiator, the disturbance is very low. So the test result only displays to 5th harmonic.
- 2). According to 15.247 (d) As shown in Section 15.35(b), for frequencies above 1000 MHz, the above field strength limits are based on average limits.
- 3). The test only perform the EUT in transmitting status since the test frequencies were over 1GHz only required transmitting status.

TEST RESULTS: The unit does meet the FCC requirements.

FCC ID: VUY1048B

This document is issued by the Company under its General Conditions of Service printed overleaf or available on request and accessible at http://www.sgs.com/terms_and_conditions.htm. Attention is drawn to the limitation of liability, indemnification and jurisdiction issues defined therein. Any holder of this document is advised that information contained hereon reflects the Company's findings at the time of its intervention only and within the limits of Client's instructions, if any. The Company's sole responsibility is to its Client and this document does not exonerate parties to a transaction from exercising all their rights and obligations under the transaction documents. Any unauthorized alteration, forgery or falsification of the content or appearance of this document is unlawful and offenders may be prosecuted to the fullest extent of the law." Unless otherwise stated the results shown in this test report refer only to the sample(s) tested. This document cannot be reproduced except in full, without prior approval of the Company.



5.3.4 Other Emissions.

Test Requirement: FCC Part15 Section 15.209
Test Method: Based on FCC Part15 B
Measurement Distance: 3m
Limit: 40.0 dB μ V/m between 30MHz & 88MHz
43.5 dB μ V/m between 88MHz & 216MHz
46.0 dB μ V/m between 216MHz & 960MHz
54.0 dB μ V/m above 960MHz
Procedure: The EUT was setup to ANSI C63.4,2003, tested to DTS test procedure of Oct 2002 KDB558074 for compliance to FCC 47CFR 15.247 requirements.
Spectrum: 30 MHz - 1000 MHz: RBW=120KHz, VBW=300KHz
above 1GHz Peak RBW=1MHz, VBW=3MHz
Average: RBW=1MHz, VBW=10Hz
Quasi-Peak if maximised peak within 6dB of limit

All the test modes(including with **transmitting mode and receiving mode**), the test data only was shown for the worsted case mode:

The following measurement result were performed on the EUT:

Frequency (Hz)	Antenna Polarization	Emission Level (dB μ V/m)	Limit dB μ V/m)	Margin (dB)
222.06	Vertical	35.86	46	10.14
249.22	Vertical	43.77	46	2.23
328.00	Vertical	43.95	46	2.05
601.33	Vertical	33.17	46	12.83
824.43	Vertical	38.95	46	7.05
222.06	Horizontal	33.76	46	12.24
249.22	Horizontal	40.58	46	5.42
328.00	Horizontal	42.33	46	3.67
601.33	Horizontal	34.57	46	11.43
824.43	Horizontal	41.04	46	4.96

The field strength is calculated by adding the Antenna Factor, Cable Factor & Peramplifier . The basic equation with a sample calculation is as follows:

Final Test Level =Receiver Reading + Antenna Factor + Cable Factor – Peramlifer Factor

TEST RESULTS: The unit does meet the FCC requirements

FCC ID: VUY1048B

This document is issued by the Company under its General Conditions of Service printed overleaf or available on request and accessible at http://www.sgs.com/terms_and_conditions.htm. Attention is drawn to the limitation of liability, indemnification and jurisdiction issues defined therein. Any holder of this document is advised that information contained hereon reflects the Company's findings at the time of its intervention only and within the limits of Client's instructions, if any. The Company's sole responsibility is to its Client and this document does not exonerate parties to a transaction from exercising all their rights and obligations under the transaction documents. Any unauthorized alteration, forgery or falsification of the content or appearance of this document is unlawful and offenders may be prosecuted to the fullest extent of the law." Unless otherwise stated the results shown in this test report refer only to the sample(s) tested. This document cannot be reproduced except in full, without prior approval of the Company.



5.3.5 Maximum Peak Output Power

Test Requirement: FCC Part15 C

Test Method: Base on ANSI 63.4.

Test Date: 2007-12-5

Requirements: Regulation 15.247 (b) The Limit of Maximum Peak Output Power Measurement is 1W (30dBm).

Test mode: Compliance test in the worse case: Channel1, Channel 7, Channel 13.

Test Procedure: The EUT was setup to ANSI C63.4,2003, tested to DTS test procedure of Oct 2002 KDB558074 for compliance to FCC 47CFR 15.247 requirements.
Spectrum: RBW=3MHz, VBW=3MHz

Test Result:

Test Channel	Fundamental Frequency (GHz)	Output Power (dBm)	Limit (dBm)	PASS/FAIL
1	2.410	9.8	30.0	Pass
7	2.440	7.5	30.0	Pass
13	2.470	6.2	30.0	Pass

Remark: The manufacturer for the cable loss is 2 dB.

TEST RESULTS: The unit does meet the FCC requirements.

FCC ID: VUY1048B

This document is issued by the Company under its General Conditions of Service printed overleaf or available on request and accessible at http://www.sgs.com/terms_and_conditions.htm. Attention is drawn to the limitation of liability, indemnification and jurisdiction issues defined therein. Any holder of this document is advised that information contained hereon reflects the Company's findings at the time of its intervention only and within the limits of Client's instructions, if any. The Company's sole responsibility is to its Client and this document does not exonerate parties to a transaction from exercising all their rights and obligations under the transaction documents. Any unauthorized alteration, forgery or falsification of the content or appearance of this document is unlawful and offenders may be prosecuted to the fullest extent of the law. Unless otherwise stated the results shown in this test report refer only to the sample(s) tested. This document cannot be reproduced except in full, without prior approval of the Company.



5.3.6 Occupied Bandwidth

Test Requirement: FCC Part 15 C
Test Method: Based on FCC Part15 C Section 15.247:
Test Date: 2007-12-5
Requirements: Regulation 15.247 (b) (2) Systems using digital modulation techniques may operate in the 2400 - 2483.5 MHz band. The minimum 6 dB bandwidth shall be at least 500 kHz.
The EUT was setup to ANSI C63.4,2003, tested to DTS test procedure of Oct 2002 KDB558074 for compliance to FCC 47CFR 15.247 requirements.

Test Procedure: The transmitter output was connected to the spectrum analyzer through an attenuator. The bandwidth of the fundamental frequency was measured by spectrum analyzer with 100KHz RBW and 300 KHz VBW. The minimum 6 dB bandwidth shall be at least 500 kHz.

Test result:

Test Channel	6 dB bandwidth(KHz)	LIMIT(KHz)	PASS/FAIL
1	1593	500	Pass
7	1611	500	Pass
13	1611	500	Pass

The unit does meet the FCC requirements. Please refer the graph as below:

1. Channel 1: 6dB Bandwidth

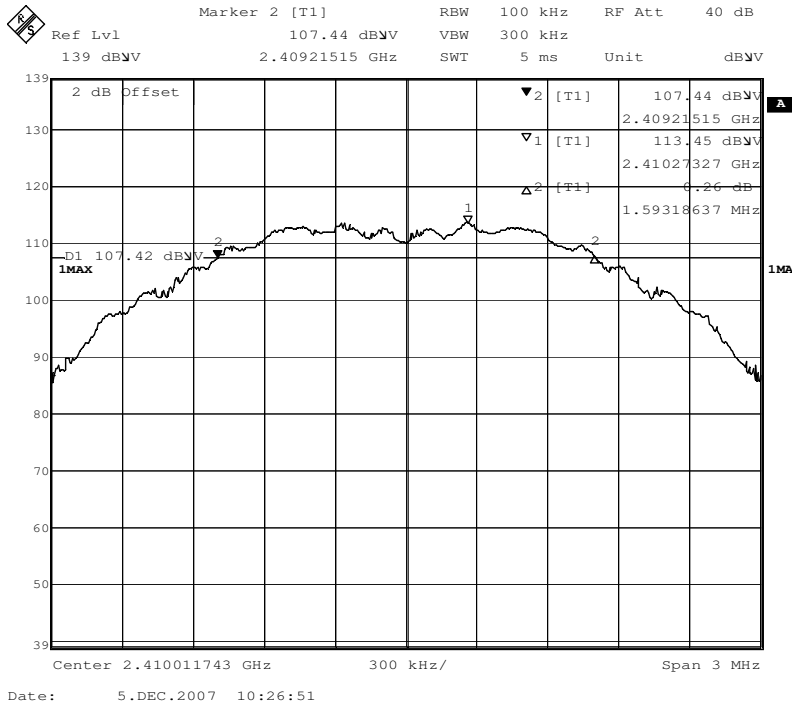
FCC ID: VUY1048B

This document is issued by the Company under its General Conditions of Service printed overleaf or available on request and accessible at http://www.sgs.com/terms_and_conditions.htm. Attention is drawn to the limitation of liability, indemnification and jurisdiction issues defined therein. Any holder of this document is advised that information contained hereon reflects the Company's findings at the time of its intervention only and within the limits of Client's instructions, if any. The Company's sole responsibility is to its Client and this document does not exonerate parties to a transaction from exercising all their rights and obligations under the transaction documents. Any unauthorized alteration, forgery or falsification of the content or appearance of this document is unlawful and offenders may be prosecuted to the fullest extent of the law. Unless otherwise stated the results shown in this test report refer only to the sample(s) tested. This document cannot be reproduced except in full, without prior approval of the Company.



SGS-CSTC Standards Technical Services Co., Ltd.

Report No.: : SZEMO071203569RFT
Page: 19 of 33

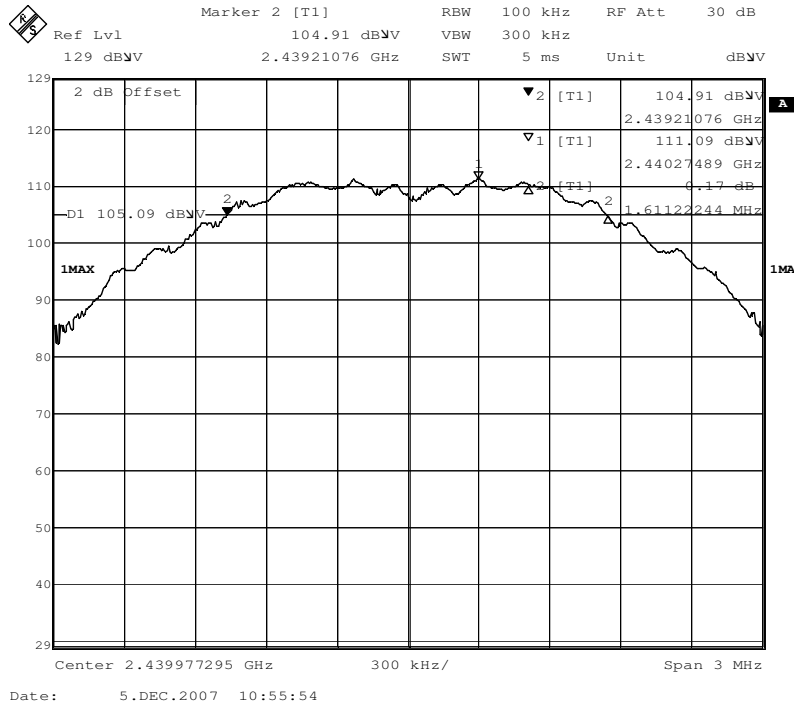


FCC ID: VUY1048B

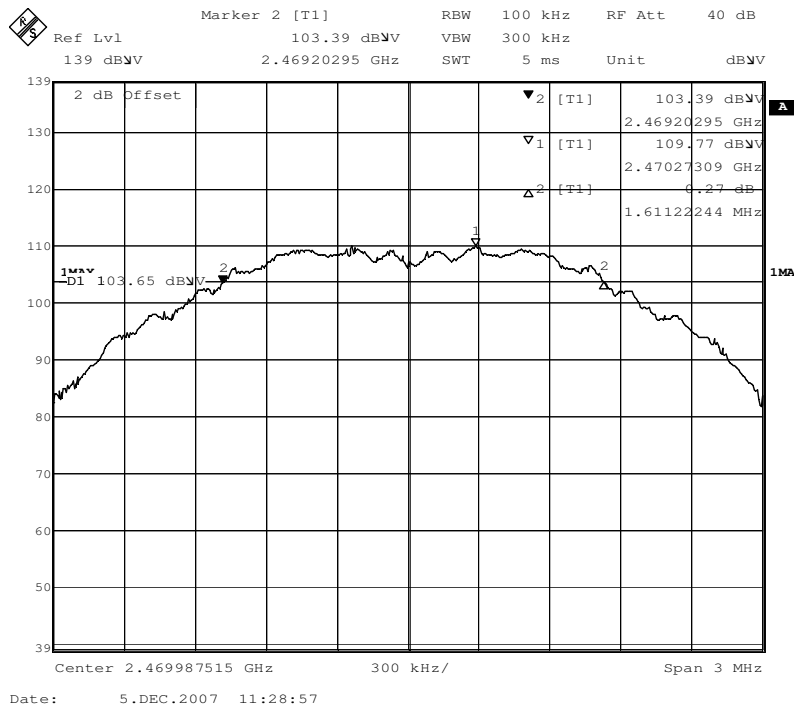
This document is issued by the Company under its General Conditions of Service printed overleaf or available on request and accessible at http://www.sgs.com/terms_and_conditions.htm. Attention is drawn to the limitation of liability, indemnification and jurisdiction issues defined therein. Any holder of this document is advised that information contained hereon reflects the Company's findings at the time of its intervention only and within the limits of Client's instructions, if any. The Company's sole responsibility is to its Client and this document does not exonerate parties to a transaction from exercising all their rights and obligations under the transaction documents. Any unauthorized alteration, forgery or falsification of the content or appearance of this document is unlawful and offenders may be prosecuted to the fullest extent of the law. Unless otherwise stated the results shown in this test report refer only to the sample(s) tested. This document cannot be reproduced except in full, without prior approval of the Company.



2. Channel 7: 6dB Bandwidth



3. Channel 13: 6dB Bandwidth



The unit does meet the FCC requirements.

FCC ID: VUY1048B

This document is issued by the Company under its General Conditions of Service printed overleaf or available on request and accessible at http://www.sgs.com/terms_and_conditions.htm. Attention is drawn to the limitation of liability, indemnification and jurisdiction issues defined therein. Any holder of this document is advised that information contained hereon reflects the Company's findings at the time of its intervention only and within the limits of Client's instructions, if any. The Company's sole responsibility is to its Client and this document does not exonerate parties to a transaction from exercising all their rights and obligations under the transaction documents. Any unauthorized alteration, forgery or falsification of the content or appearance of this document is unlawful and offenders may be prosecuted to the fullest extent of the law. Unless otherwise stated the results shown in this test report refer only to the sample(s) tested. This document cannot be reproduced except in full, without prior approval of the Company.



5.3.7 Band Edges Requirement

Test Requirement:	FCC Part 15 C
Test Method:	Based on FCC Part15 C Section 15.247: KDB Publication No. 558074 Public Notice DA 00-705 for DSS. Operation within the band 2400 – 2483.5 MHz
Test Date:	2007-12-5
Procedure:	The EUT was setup to ANSI C63.4,2003, tested to DTS test procedure of Oct 2002 KDB558074 for compliance to FCC 47CFR 15.247 requirements. Spectrum: Peak RBW=100KHz, VBW=100KHz Average: RBW=1MHz, VBW=10Hz
Requirements:	Section 15.247 (d) In any 100 kHz bandwidth outside the frequency band in which the spread spectrum intentional radiator is operating, the radio frequency power that is produced by the intentional radiator shall be at least 20 dB below that in the 100 kHz bandwidth within the band that contains the highest level of the desired power, based on either an RF conducted or a radiated measurement. Attenuation below the general limits specified in Section 15.209(a) is not required. In addition, radiated emissions which fall in the restricted bands, as defined in Section 15.205(a), must also comply with the radiated emission limits specified in Section 15.209(a) (see Section 15.205(c)).

The graph as below, represents the emissions take for this device.

NOTE 1: The band edge emission plot on page 22 shows 52.7dBc between carrier maximum power and local maximum emission in restrict band (2.390GHz). The emission of carrier strength list in the test result of channel 1 at the item 5.3.3 is 106.4dBuV/m (Peak), so the maximum field strength in restrict band is $106.4 - 52.7 = 53.7$ dBuV/m which is under 74dBuV/m limit.

The band edge emission plot of on page 23 shows 57.43dBc between carrier maximum power and local maximum emission in restrict band (2.390GHz). The emission of carrier strength list in the test result of channel 1 at the item 5.3.3 is 101.2dBuV/m (Average), so the maximum field strength in restrict band is $101.2 - 57.43 = 43.77$ dBuV/m which is under 54dBuV/m limit.

NOTE 2: The band edge emission plot on page 25 shows 56.02dBc between carrier maximum power and local maximum emission in restrict band (2.4835GHz). The emission of carrier strength list in the test result of channel 13 at the item 5.3.3 is 104.7dBuV/m (Peak), so the maximum field strength in restrict band is $104.7 - 56.02 = 50.68$ dBuV/m which is under 74dBuV/m limit.

The band edge emission plot on page 26 shows 66.74dBc between carrier maximum power and local maximum emission in restrict band (2.4835GHz). The emission of carrier strength list in the test result of channel 13 at the item 5.3.3 is 97.3dBuV/m (Average), so the maximum field strength in restrict band is $97.3 - 66.74 = 30.56$ dBuV/m which is under 54dBuV/m limit.

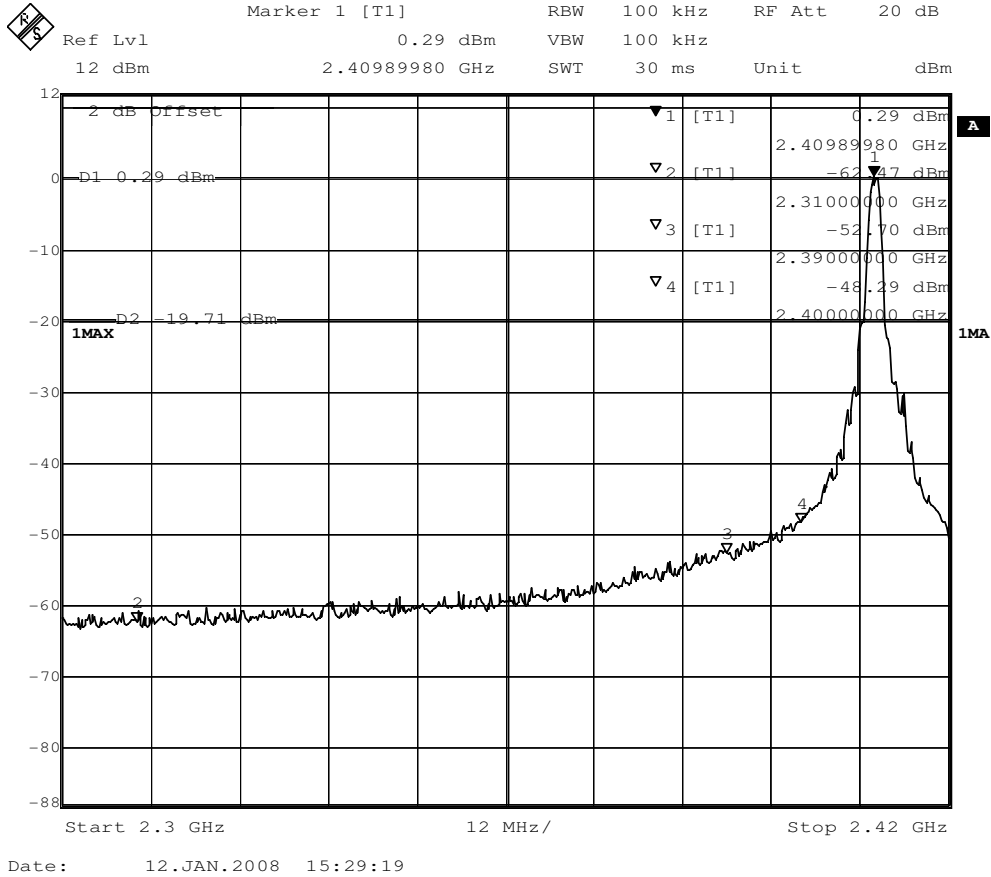
FCC ID: VUY1048B

This document is issued by the Company under its General Conditions of Service printed overleaf or available on request and accessible at http://www.sgs.com/terms_and_conditions.htm. Attention is drawn to the limitation of liability, indemnification and jurisdiction issues defined therein. Any holder of this document is advised that information contained hereon reflects the Company's findings at the time of its intervention only and within the limits of Client's instructions, if any. The Company's sole responsibility is to its Client and this document does not exonerate parties to a transaction from exercising all their rights and obligations under the transaction documents. Any unauthorized alteration, forgery or falsification of the content or appearance of this document is unlawful and offenders may be prosecuted to the fullest extent of the law. Unless otherwise stated the results shown in this test report refer only to the sample(s) tested. This document cannot be reproduced except in full, without prior approval of the Company.



SGS-CSTC Standards Technical Services Co., Ltd.

Report No.: : SZEMO071203569RFT
Page: 22 of 33



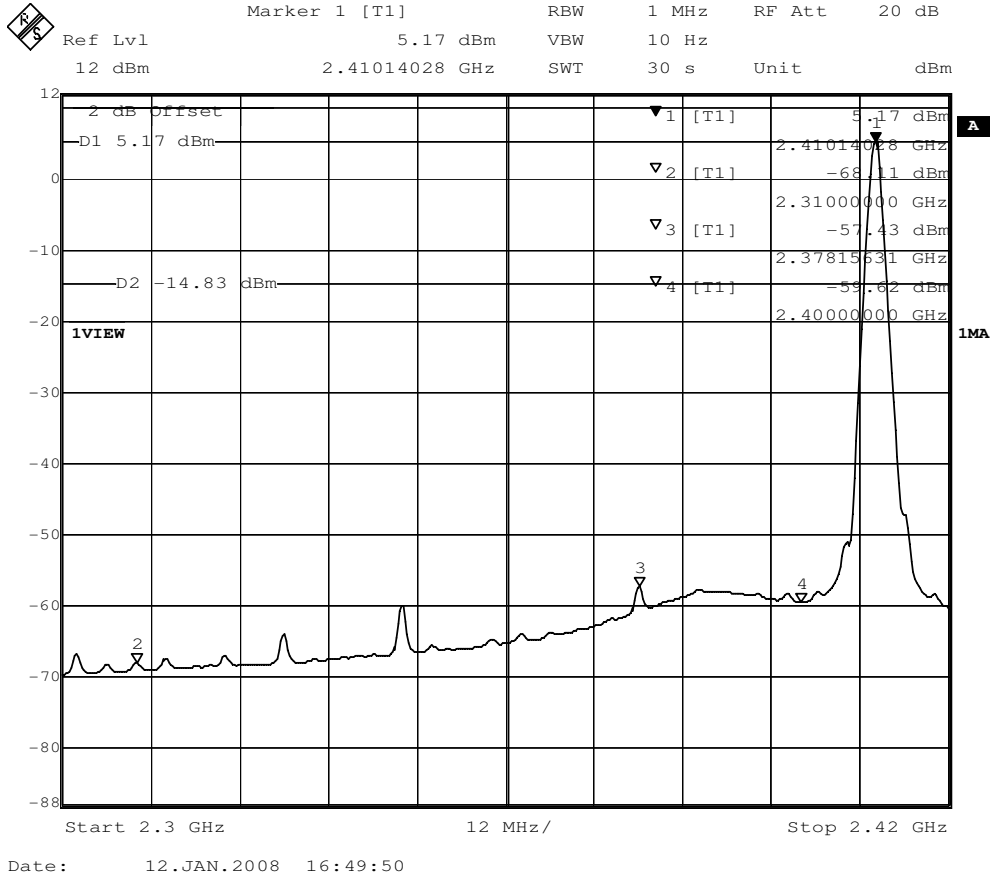
FCC ID: VUY1048B

This document is issued by the Company under its General Conditions of Service printed overleaf or available on request and accessible at http://www.sgs.com/terms_and_conditions.htm. Attention is drawn to the limitation of liability, indemnification and jurisdiction issues defined therein. Any holder of this document is advised that information contained hereon reflects the Company's findings at the time of its intervention only and within the limits of Client's instructions, if any. The Company's sole responsibility is to its Client and this document does not exonerate parties to a transaction from exercising all their rights and obligations under the transaction documents. Any unauthorized alteration, forgery or falsification of the content or appearance of this document is unlawful and offenders may be prosecuted to the fullest extent of the law. Unless otherwise stated the results shown in this test report refer only to the sample(s) tested. This document cannot be reproduced except in full, without prior approval of the Company.



SGS-CSTC Standards Technical Services Co., Ltd.

Report No.: : SZEMO071203569RFT
Page: 23 of 33



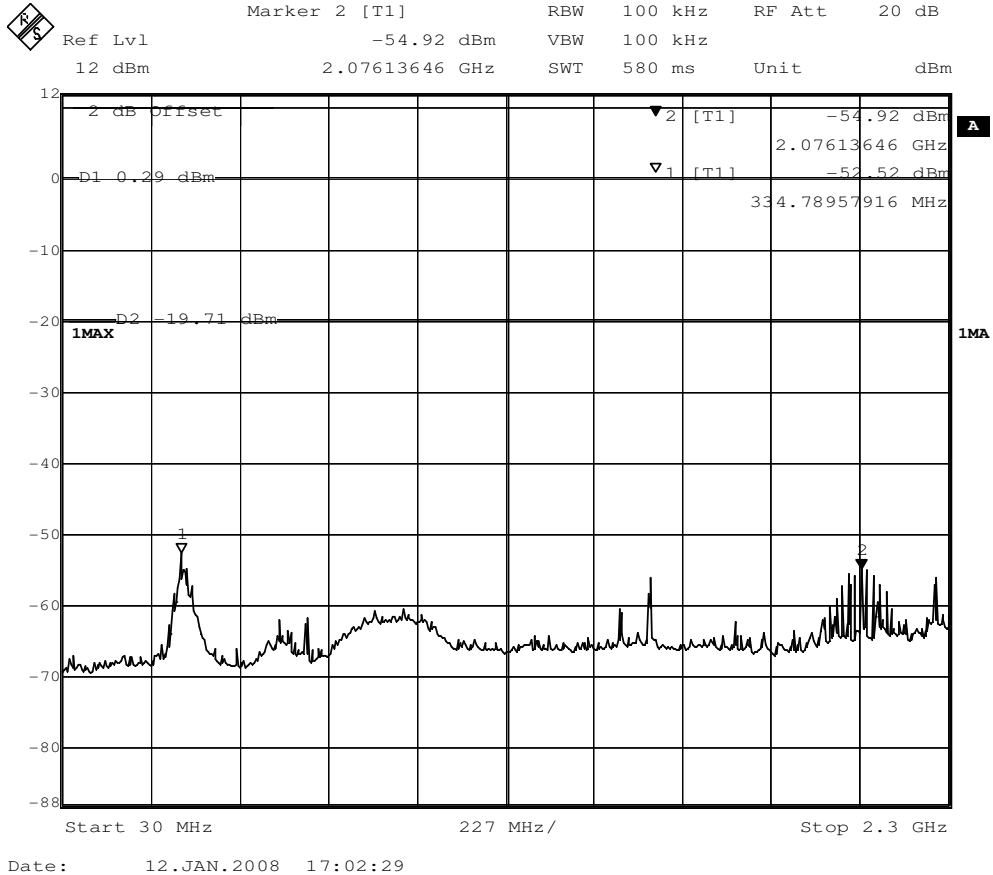
FCC ID: VUY1048B

This document is issued by the Company under its General Conditions of Service printed overleaf or available on request and accessible at http://www.sgs.com/terms_and_conditions.htm. Attention is drawn to the limitation of liability, indemnification and jurisdiction issues defined therein. Any holder of this document is advised that information contained hereon reflects the Company's findings at the time of its intervention only and within the limits of Client's instructions, if any. The Company's sole responsibility is to its Client and this document does not exonerate parties to a transaction from exercising all their rights and obligations under the transaction documents. Any unauthorized alteration, forgery or falsification of the content or appearance of this document is unlawful and offenders may be prosecuted to the fullest extent of the law. Unless otherwise stated the results shown in this test report refer only to the sample(s) tested. This document cannot be reproduced except in full, without prior approval of the Company.



SGS-CSTC Standards Technical Services Co., Ltd.

Report No.: : SZEMO071203569RFT
Page: 24 of 33



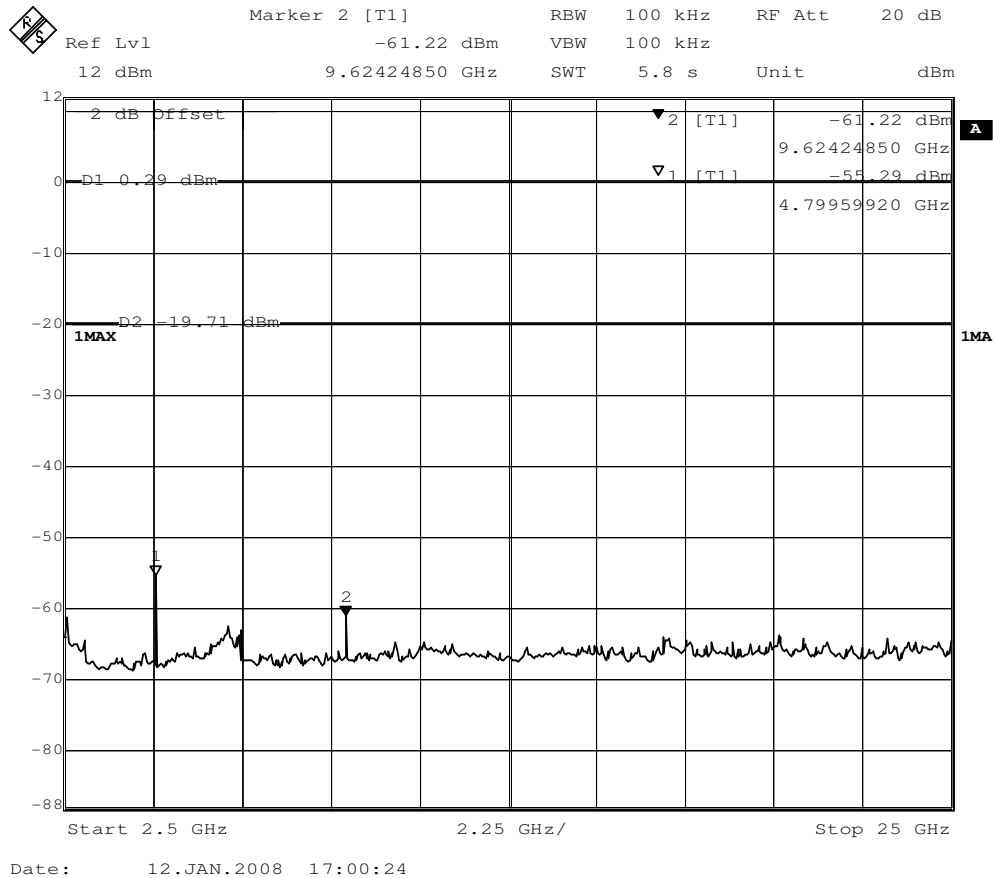
FCC ID: VUY1048B

This document is issued by the Company under its General Conditions of Service printed overleaf or available on request and accessible at http://www.sgs.com/terms_and_conditions.htm. Attention is drawn to the limitation of liability, indemnification and jurisdiction issues defined therein. Any holder of this document is advised that information contained hereon reflects the Company's findings at the time of its intervention only and within the limits of Client's instructions, if any. The Company's sole responsibility is to its Client and this document does not exonerate parties to a transaction from exercising all their rights and obligations under the transaction documents. Any unauthorized alteration, forgery or falsification of the content or appearance of this document is unlawful and offenders may be prosecuted to the fullest extent of the law. Unless otherwise stated the results shown in this test report refer only to the sample(s) tested. This document cannot be reproduced except in full, without prior approval of the Company.



SGS-CSTC Standards Technical Services Co., Ltd.

Report No.: : SZEMO071203569RFT
Page: 25 of 33



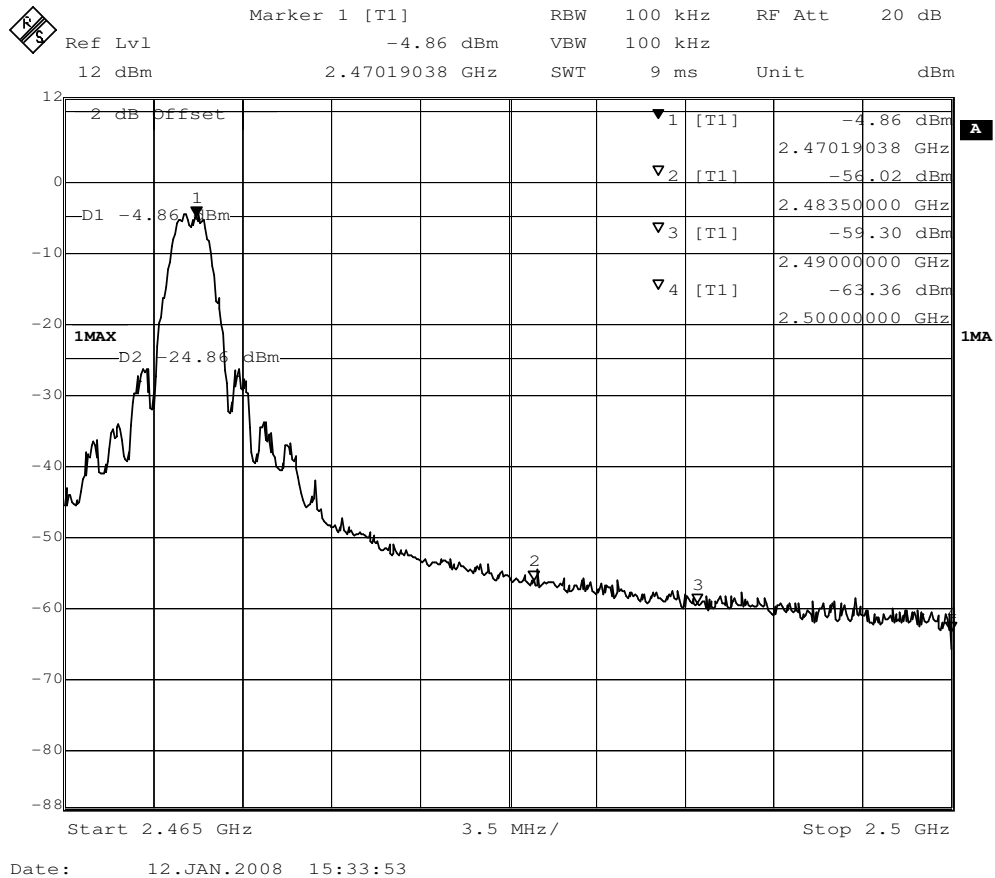
FCC ID: VUY1048B

This document is issued by the Company under its General Conditions of Service printed overleaf or available on request and accessible at http://www.sgs.com/terms_and_conditions.htm. Attention is drawn to the limitation of liability, indemnification and jurisdiction issues defined therein. Any holder of this document is advised that information contained hereon reflects the Company's findings at the time of its intervention only and within the limits of Client's instructions, if any. The Company's sole responsibility is to its Client and this document does not exonerate parties to a transaction from exercising all their rights and obligations under the transaction documents. Any unauthorized alteration, forgery or falsification of the content or appearance of this document is unlawful and offenders may be prosecuted to the fullest extent of the law. Unless otherwise stated the results shown in this test report refer only to the sample(s) tested. This document cannot be reproduced except in full, without prior approval of the Company.



SGS-CSTC Standards Technical Services Co., Ltd.

Report No.: : SZEMO071203569RFT
Page: 26 of 33



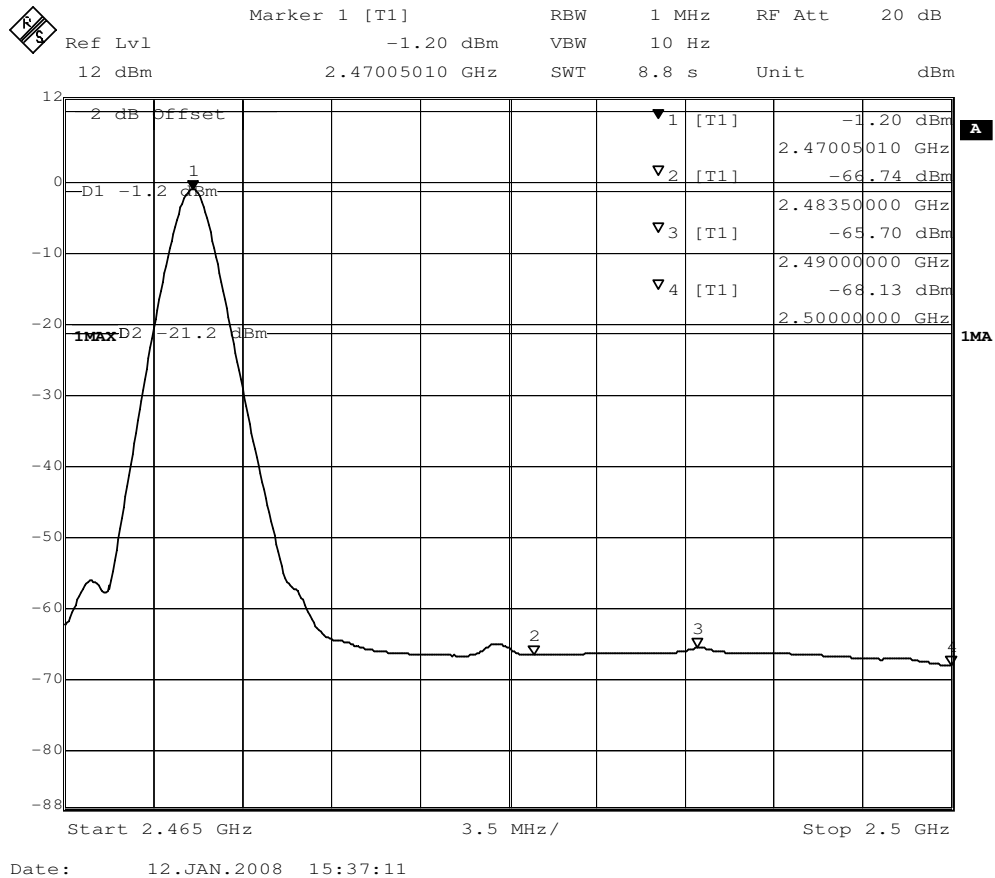
FCC ID: VUY1048B

This document is issued by the Company under its General Conditions of Service printed overleaf or available on request and accessible at http://www.sgs.com/terms_and_conditions.htm. Attention is drawn to the limitation of liability, indemnification and jurisdiction issues defined therein. Any holder of this document is advised that information contained hereon reflects the Company's findings at the time of its intervention only and within the limits of Client's instructions, if any. The Company's sole responsibility is to its Client and this document does not exonerate parties to a transaction from exercising all their rights and obligations under the transaction documents. Any unauthorized alteration, forgery or falsification of the content or appearance of this document is unlawful and offenders may be prosecuted to the fullest extent of the law. Unless otherwise stated the results shown in this test report refer only to the sample(s) tested. This document cannot be reproduced except in full, without prior approval of the Company.



SGS-CSTC Standards Technical Services Co., Ltd.

Report No.: : SZEMO071203569RFT
Page: 27 of 33



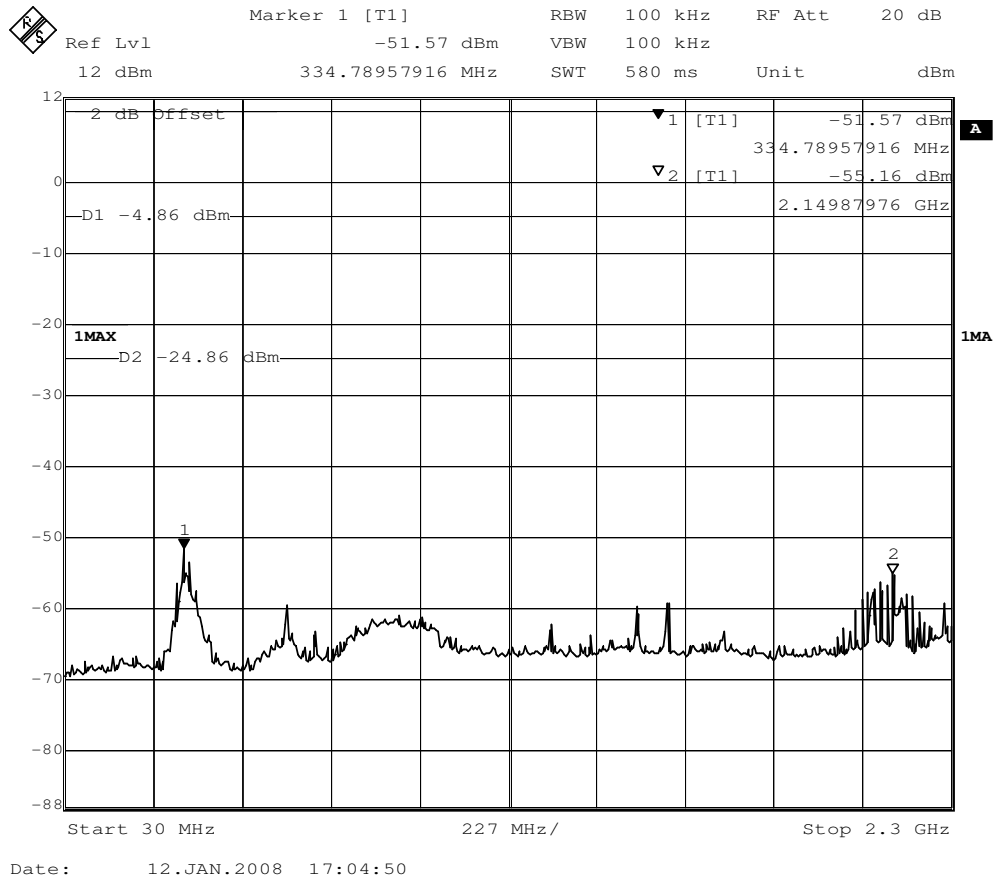
FCC ID: VUY1048B

This document is issued by the Company under its General Conditions of Service printed overleaf or available on request and accessible at http://www.sgs.com/terms_and_conditions.htm. Attention is drawn to the limitation of liability, indemnification and jurisdiction issues defined therein. Any holder of this document is advised that information contained hereon reflects the Company's findings at the time of its intervention only and within the limits of Client's instructions, if any. The Company's sole responsibility is to its Client and this document does not exonerate parties to a transaction from exercising all their rights and obligations under the transaction documents. Any unauthorized alteration, forgery or falsification of the content or appearance of this document is unlawful and offenders may be prosecuted to the fullest extent of the law. Unless otherwise stated the results shown in this test report refer only to the sample(s) tested. This document cannot be reproduced except in full, without prior approval of the Company.



SGS-CSTC Standards Technical Services Co., Ltd.

Report No.: : SZEMO071203569RFT
Page: 28 of 33



FCC ID: VUY1048B

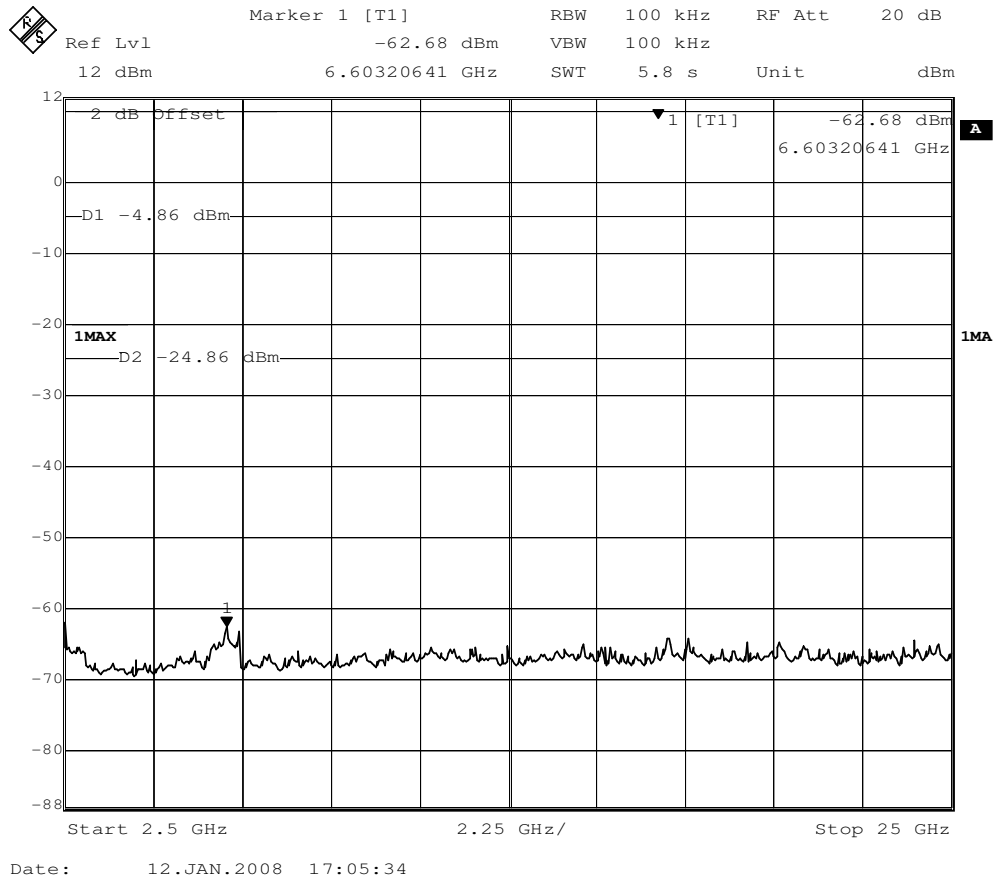
This document is issued by the Company under its General Conditions of Service printed overleaf or available on request and accessible at http://www.sgs.com/terms_and_conditions.htm. Attention is drawn to the limitation of liability, indemnification and jurisdiction issues defined therein. Any holder of this document is advised that information contained hereon reflects the Company's findings at the time of its intervention only and within the limits of Client's instructions, if any. The Company's sole responsibility is to its Client and this document does not exonerate parties to a transaction from exercising all their rights and obligations under the transaction documents. Any unauthorized alteration, forgery or falsification of the content or appearance of this document is unlawful and offenders may be prosecuted to the fullest extent of the law. Unless otherwise stated the results shown in this test report refer only to the sample(s) tested. This document cannot be reproduced except in full, without prior approval of the Company.



SGS-CSTC Standards Technical Services Co., Ltd.

Report No.: : SZEMO071203569RFT

Page: 29 of 33



The unit does meet the FCC requirements.

FCC ID: VUY1048B

This document is issued by the Company under its General Conditions of Service printed overleaf or available on request and accessible at http://www.sgs.com/terms_and_conditions.htm. Attention is drawn to the limitation of liability, indemnification and jurisdiction issues defined therein. Any holder of this document is advised that information contained hereon reflects the Company's findings at the time of its intervention only and within the limits of Client's instructions, if any. The Company's sole responsibility is to its Client and this document does not exonerate parties to a transaction from exercising all their rights and obligations under the transaction documents. Any unauthorized alteration, forgery or falsification of the content or appearance of this document is unlawful and offenders may be prosecuted to the fullest extent of the law. Unless otherwise stated the results shown in this test report refer only to the sample(s) tested. This document cannot be reproduced except in full, without prior approval of the Company.



SGS-CSTC Standards Technical Services Co., Ltd.

Report No.: : SZEMO071203569RFT

Page: 30 of 33

Section 15.205 Restricted bands of operation.

(a) Except as shown in paragraph (d) of this section, only spurious emissions are permitted in any of the frequency bands listed below:

MHz	MHz	MHz	GHz
0.090 - 0.110	16.42 - 16.423	399.9 - 410	4.5 - 5.15
¹ 0.495 - 0.505	16.69475 - 16.69525	608 - 614	5.35 - 5.46
2.1735 - 2.1905	16.80425 - 16.80475	960 - 1240	7.25 - 7.75
4.125 - 4.128	25.5 - 25.67	1300 - 1427	8.025 - 8.5
4.17725 - 4.17775	37.5 - 38.25	1435 - 1626.5	9.0 - 9.2
4.20725 - 4.20775	73 - 74.6	1645.5 - 1646.5	9.3 - 9.5
6.215 - 6.218	74.8 - 75.2	1660 - 1710	10.6 - 12.7
6.26775 - 6.26825	108 - 121.94	1718.8 - 1722.2	13.25 - 13.4
6.31175 - 6.31225	123 - 138	2200 - 2300	14.47 - 14.5
8.291 - 8.294	149.9 - 150.05	2310 - 2390	15.35 - 16.2
8.362 - 8.366	156.52475 - 156.52525	2483.5 - 2500	17.7 - 21.4
8.37625 - 8.38675	156.7 - 156.9	2655 - 2900	22.01 - 23.12
8.41425 - 8.41475	162.0125 - 167.17	3260 - 3267	23.6 - 24.0
12.29 - 12.293	167.72 - 173.2	3332 - 3339	31.2 - 31.8
12.51975 - 12.52025	240 - 285	3345.8 - 3358	36.43 - 36.5
12.57675 - 12.57725	322 - 335.4	3600 - 4400	(²)
13.36 - 13.41			

FCC ID: VUY1048B

This document is issued by the Company under its General Conditions of Service printed overleaf or available on request and accessible at http://www.sgs.com/terms_and_conditions.htm. Attention is drawn to the limitation of liability, indemnification and jurisdiction issues defined therein. Any holder of this document is advised that information contained hereon reflects the Company's findings at the time of its intervention only and within the limits of Client's instructions, if any. The Company's sole responsibility is to its Client and this document does not exonerate parties to a transaction from exercising all their rights and obligations under the transaction documents. Any unauthorized alteration, forgery or falsification of the content or appearance of this document is unlawful and offenders may be prosecuted to the fullest extent of the law. Unless otherwise stated the results shown in this test report refer only to the sample(s) tested. This document cannot be reproduced except in full, without prior approval of the Company.



5.3.8 Power Spectral Density

Test Requirement: FCC Part15 C
Test Method: Base on ANSI 63.4..
Test Date: 2007-12-5
Requirements: **Regulation 15.247 (d)** For direct sequence systems, the peak power spectral density conducted from the intentional radiator to the antenna shall not be greater than 8 dBm in any 3 kHz band during any time interval of continuous transmission .

Test Procedures:

The tests below are running with the EUT transmitter set at high power mode. The EUT is needed to force selection of output power level and channel number. While testing, EUT was set to transmit continuously. A horn antenna was connected with the spectrum analyzer.

The EUT was set transmitting continuously and force selection of output power level and channel number. We'd observed that the peak levels aren't greater than +8dBm limit.

The EUT was setup to ANSI C63.4,2003, tested to DTS test procedure of Oct 2002 KDB558074 for compliance to FCC 47CFR 15.247 requirements.

Spectrum: RBW=3KHz, VBW=10KHz Sweep time=200S

Test Result:

Test Channel	Fundamental Frequency (GHz)	RF POWER LEVEL	MAXIMUM Limit (dBm)	PASS/ FAIL
		IN 3 KHz BW (dBm)		
1	2.410	-6.2	8.0	Pass
7	2.440	-5.8	8.0	Pass
13	2.470	-6.5	8.0	Pass

The EUT meets the requirements of this section.

Please refer to graph as below:

FCC ID: VUY1048B

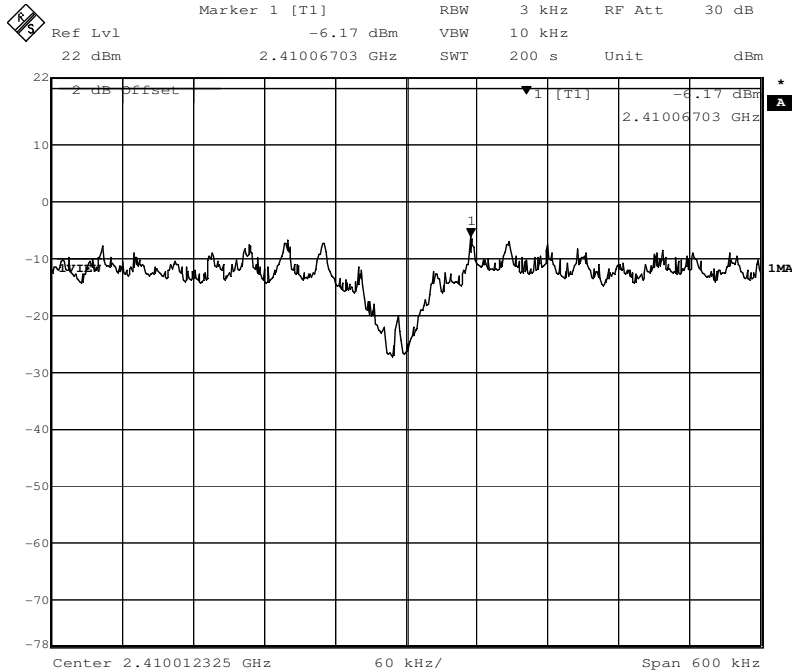
This document is issued by the Company under its General Conditions of Service printed overleaf or available on request and accessible at http://www.sgs.com/terms_and_conditions.htm. Attention is drawn to the limitation of liability, indemnification and jurisdiction issues defined therein. Any holder of this document is advised that information contained hereon reflects the Company's findings at the time of its intervention only and within the limits of Client's instructions, if any. The Company's sole responsibility is to its Client and this document does not exonerate parties to a transaction from exercising all their rights and obligations under the transaction documents. Any unauthorized alteration, forgery or falsification of the content or appearance of this document is unlawful and offenders may be prosecuted to the fullest extent of the law." Unless otherwise stated the results shown in this test report refer only to the sample(s) tested. This document cannot be reproduced except in full, without prior approval of the Company.



SGS-CSTC Standards Technical Services Co., Ltd.

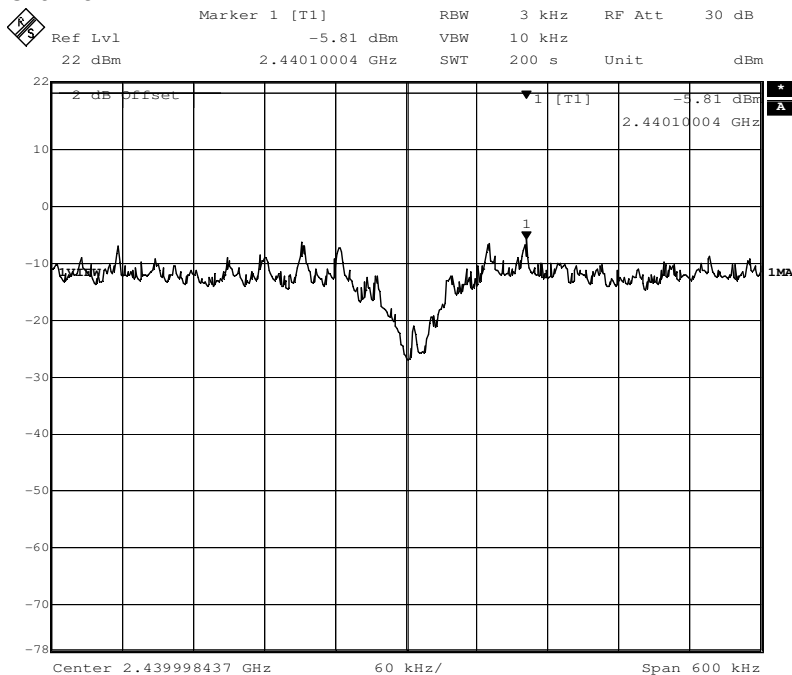
Report No.: : SZEMO071203569RFT
Page: 32 of 33

Channel 1:



Date: 5.DEC.2007 10:47:10

Channel 7



Date: 5.DEC.2007 11:39:03

FCC ID: VUY1048B

This document is issued by the Company under its General Conditions of Service printed overleaf or available on request and accessible at http://www.sgs.com/terms_and_conditions.htm. Attention is drawn to the limitation of liability, indemnification and jurisdiction issues defined therein. Any holder of this document is advised that information contained hereon reflects the Company's findings at the time of its intervention only and within the limits of Client's instructions, if any. The Company's sole responsibility is to its Client and this document does not exonerate parties to a transaction from exercising all their rights and obligations under the transaction documents. Any unauthorized alteration, forgery or falsification of the content or appearance of this document is unlawful and offenders may be prosecuted to the fullest extent of the law. Unless otherwise stated the results shown in this test report refer only to the sample(s) tested. This document cannot be reproduced except in full, without prior approval of the Company.

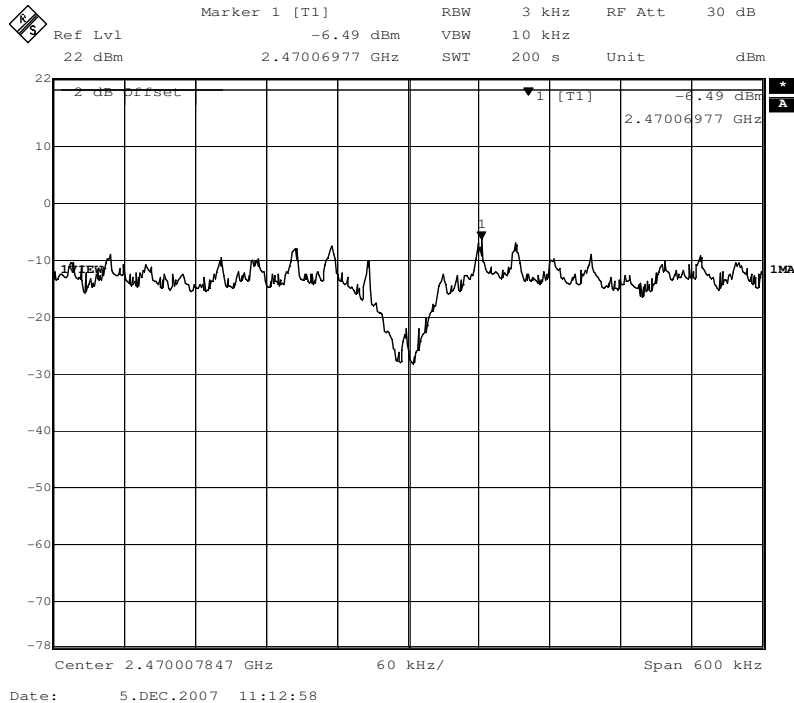


SGS-CSTC Standards Technical Services Co., Ltd.

Report No.: : SZEMO071203569RFT

Page: 33 of 33

Channel 13:



FCC ID: VUY1048B

This document is issued by the Company under its General Conditions of Service printed overleaf or available on request and accessible at http://www.sgs.com/terms_and_conditions.htm. Attention is drawn to the limitation of liability, indemnification and jurisdiction issues defined therein. Any holder of this document is advised that information contained hereon reflects the Company's findings at the time of its intervention only and within the limits of Client's instructions, if any. The Company's sole responsibility is to its Client and this document does not exonerate parties to a transaction from exercising all their rights and obligations under the transaction documents. Any unauthorized alteration, forgery or falsification of the content or appearance of this document is unlawful and offenders may be prosecuted to the fullest extent of the law. Unless otherwise stated the results shown in this test report refer only to the sample(s) tested. This document cannot be reproduced except in full, without prior approval of the Company.