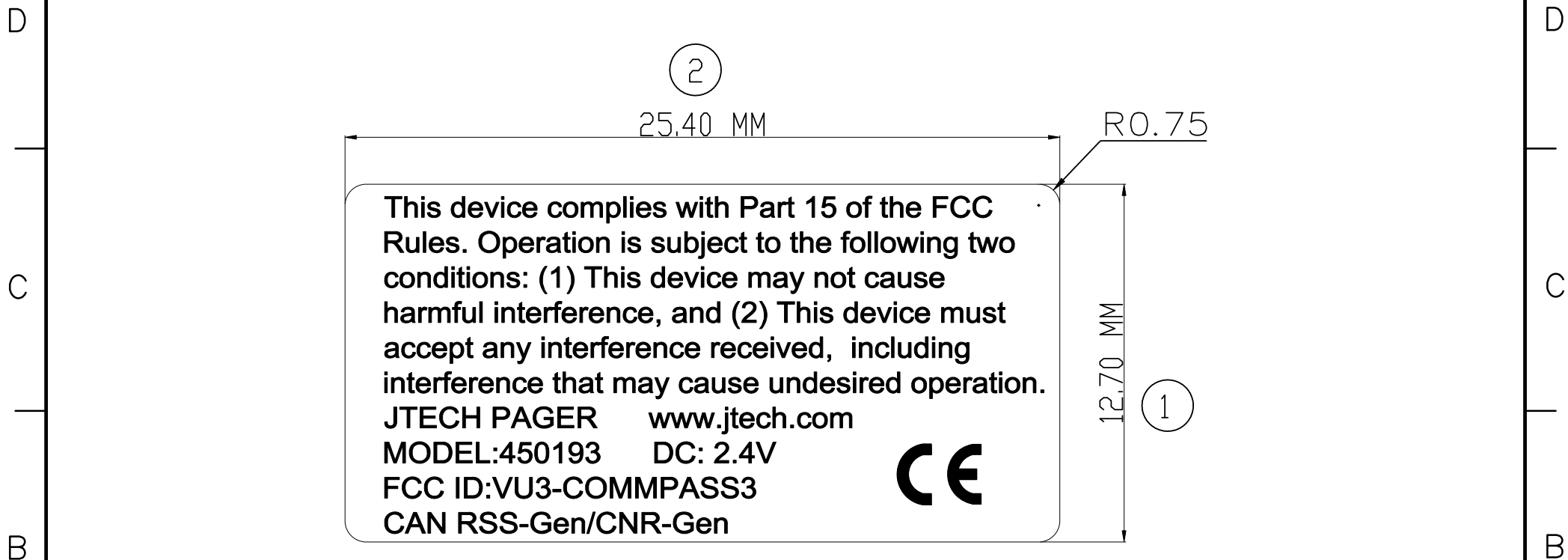


THIS DOCUMENT AND THE INFORMATION IT DISCLOSES IS THE EXCLUSIVE PROPERTY OF JDI ELECTRONICS FACTORY. ANY REPRODUCTION OR USE OF THIS DRAWING, IN PART OR IN WHOLE, WITHOUT THE EXPRESS CONSENT OF THE PROPRIETER IS PROHIBITED.

REVISIONS				
ZONE	REV	DESCRIPTION	DATE	ISSUE BY
	A	RELEASE FOR NEW DRAWING	10/DEC-13	TAN
	B	CHANGE THE PRINTING	7/JAN-14	TAN



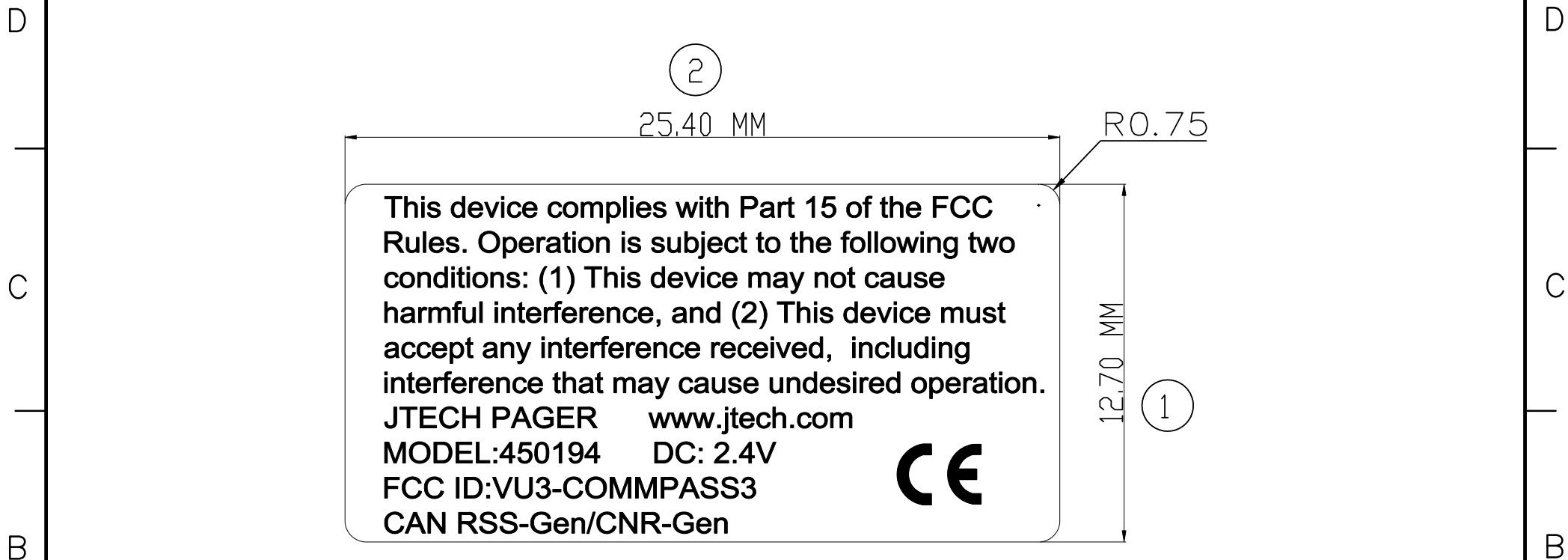
NOTE:

- 1.MATERIAL:FASSON 72825, 0.1MM THK.
- 2.MIRROR COATING MUST BE ON THE PRINTING SIDE.
- 3.PRINTING BLACK TEXTS ON WHITE BACKGROUND.

MATERIAL See Note		UNLESS OTHERWISE SPECIFIED ALL DIMENSIONS ARE IN mm/INCH					JDI ELECTRONICS FACTORY					
		WALL THICKNESS mm/INCH	TOLERANCES ON				TITLE					
TEXTURE		DRAFT ANGLE/SIDE MAX	LINEAR	.X ± mm/INCH	DFTS	TAN	7/JAN-14					
		BURR & FLASH MAX		.XX ± 0.2 mm/INCH	CHKR							
COATING		BREAK <input checked="" type="checkbox"/> CORNERS MAX	ANGULAR	.XXX ± DEGREE	APPD							
		DO NOT SCALE DRAWING			SCALE	NTS	SHT 1 OF 1		MOLD/DIE NO	PROJECT NO	PART NO	REV
							499#		289-67435BN			A4

THIS DOCUMENT AND THE INFORMATION IT DISCLOSES IS THE EXCLUSIVE PROPERTY OF JDI ELECTRONICS FACTORY. ANY REPRODUCTION OR USE OF THIS DRAWING, IN PART OR IN WHOLE, WITHOUT THE EXPRESS CONSENT OF THE PROPRIETER IS PROHIBITED.

REVISIONS				
ZONE	REV	DESCRIPTION	DATE	ISSUE BY
	A	RELEASE FOR NEW DRAWING	10/DEC-13	TAN
	B	CHANGE THE PRINTING	7/JAN-14	TAN



This device complies with Part 15 of the FCC Rules. Operation is subject to the following two conditions: (1) This device may not cause harmful interference, and (2) This device must accept any interference received, including interference that may cause undesired operation.

JTECH PAGER www.jtech.com
 MODEL:450194 DC: 2.4V
 FCC ID:VU3-COMMPASS3
 CAN RSS-Gen/CNR-Gen



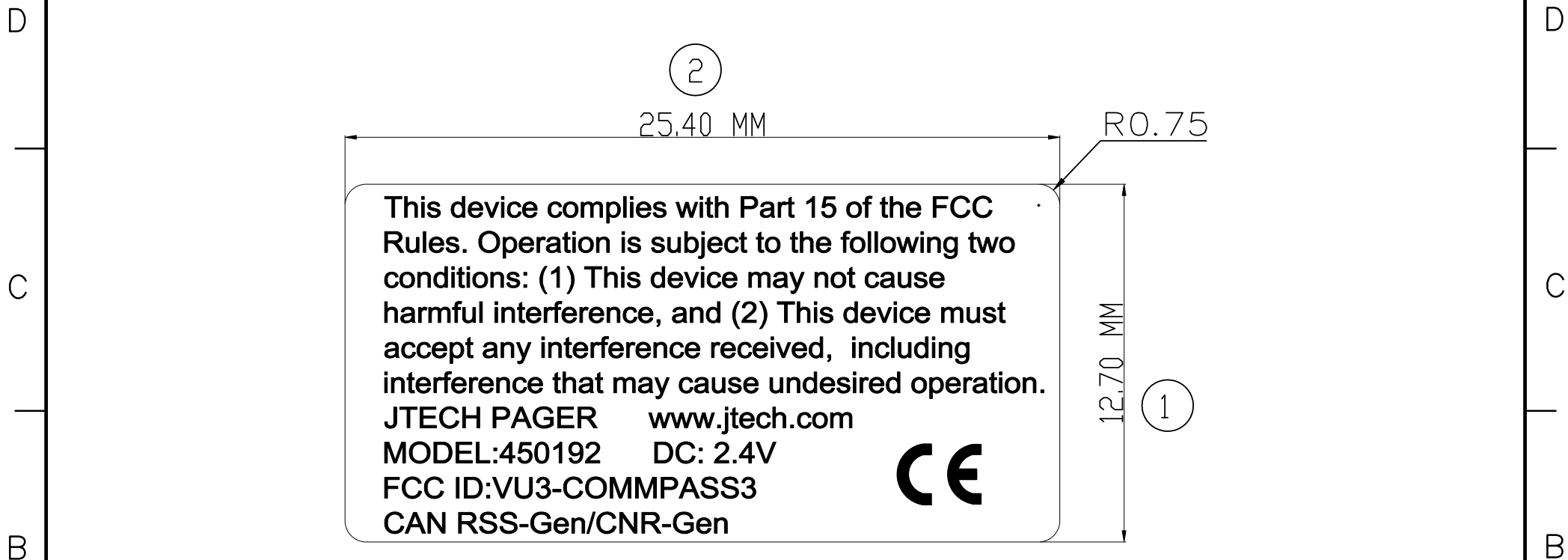
NOTE:

- 1.MATERIAL:FASSON 72825, 0.1MM THK.
- 2.MIRROR COATING MUST BE ON THE PRINTING SIDE.
- 3.PRINTING BLACK TEXTS ON WHITE BACKGROUND.

MATERIAL		UNLESS OTHERWISE SPECIFIED ALL DIMENSIONS ARE IN mm/INCH					JDI ELECTRONICS FACTORY							
See Note		WALL THICKNESS	mm/INCH	TOLERANCES ON			TITLE							
		DRAFT ANGLE/SIDE	MAX	LINEAR	.X ±	mm/INCH	DFTS	TAN	7/JAN-14					
		BURR & FLASH	MAX		.XX ±	0.2 mm/INCH	CHKR							
		BREAK	MAX	ANGULAR	.XXX ±	mm/INCH	APPD							
					±	DEGREE			MOLD/DIE NO		PROJECT NO	PART NO	REV	SIZE
TEXTURE	COATING	HARDNESS		DO NOT SCALE DRAWING			SCALE	NTS	SHT 1 OF 1		499#	289-70273BN		A4

THIS DOCUMENT AND THE INFORMATION IT DISCLOSES IS THE EXCLUSIVE PROPERTY OF JDI ELECTRONICS FACTORY. ANY REPRODUCTION OR USE OF THIS DRAWING, IN PART OR IN WHOLE, WITHOUT THE EXPRESS CONSENT OF THE PROPRIETER IS PROHIBITED.

REVISIONS				
ZONE	REV	DESCRIPTION	DATE	ISSUE BY
	A	RELEASE FOR NEW DRAWING	10/DEC-13	TAN
	B	CHANGE THE PRINTING	7/JAN-14	TAN



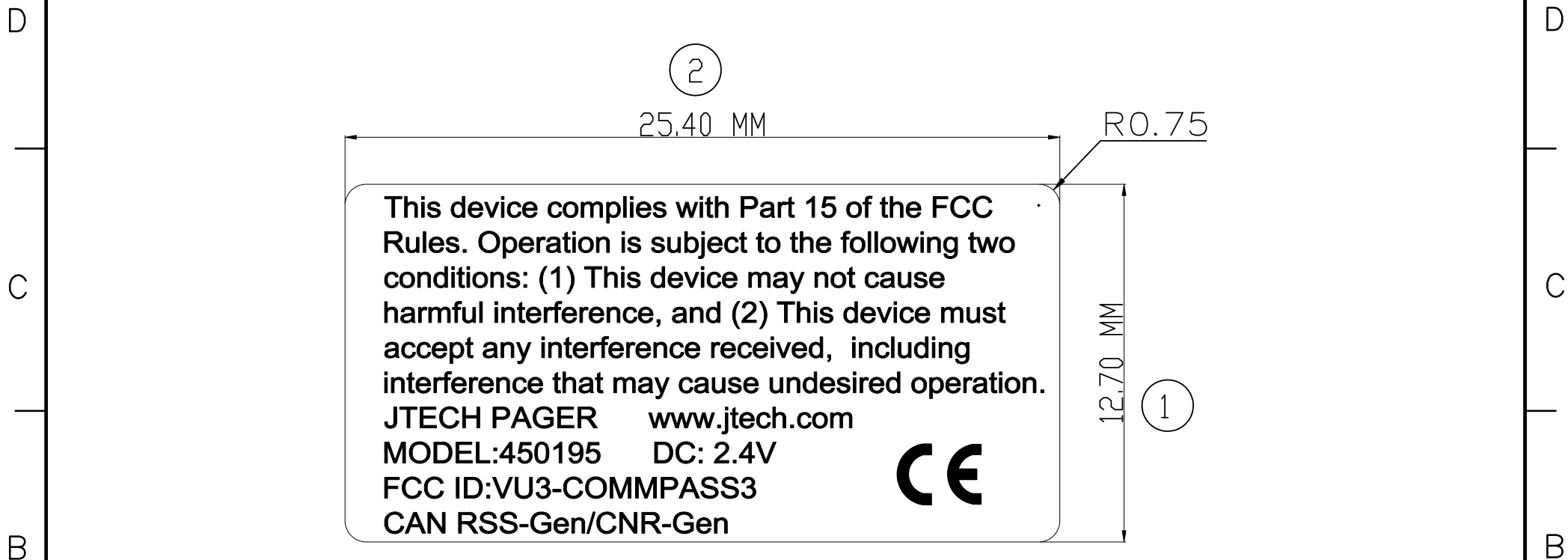
NOTE:

- 1.MATERIAL:FASSON 72825, 0.1MM THK.
- 2.MIRROR COATING MUST BE ON THE PRINTING SIDE.
- 3.PRINTING BLACK TEXTS ON WHITE BACKGROUND.

MATERIAL See Note		UNLESS OTHERWISE SPECIFIED ALL DIMENSIONS ARE IN mm/INCH					JDI ELECTRONICS FACTORY						
		WALL THICKNESS	mm/INCH	TOLERANCES ON			TITLE						
TEXTURE		DRAFT ANGLE/SIDE	MAX	LINEAR	.X ±	mm/INCH	DFTS	TAN	7/JAN-14				
		BURR & FLASH	MAX		.XX ±	0.2 mm/INCH	CHKR						
COATING		BREAK	MAX	ANGULAR	.XXX ±	mm/INCH	APPD						
		HARDNESS	MAX		±	DEGREE							
		DO NOT SCALE DRAWING			SCALE	NTS	SHT 1 OF 1		MOLD/DIE NO	PROJECT NO	PART NO	REV	SIZE
									499#		289-67438BN		A4

THIS DOCUMENT AND THE INFORMATION IT DISCLOSES IS THE EXCLUSIVE PROPERTY OF JDI ELECTRONICS FACTORY. ANY REPRODUCTION OR USE OF THIS DRAWING, IN PART OR IN WHOLE, WITHOUT THE EXPRESS CONSENT OF THE PROPRIETER IS PROHIBITED.

REVISIONS				
ZONE	REV	DESCRIPTION	DATE	ISSUE BY
	A	RELEASE FOR NEW DRAWING	13/DEC-13	TAN
	B	CHANGE THE PRINTING	7/JAN-14	TAN



This device complies with Part 15 of the FCC Rules. Operation is subject to the following two conditions: (1) This device may not cause harmful interference, and (2) This device must accept any interference received, including interference that may cause undesired operation.

JTECH PAGER www.jtech.com
 MODEL:450195 DC: 2.4V
 FCC ID:VU3-COMMPASS3
 CAN RSS-Gen/CNR-Gen



NOTE:

- 1.MATERIAL:FASSON 72825, 0.1MM THK.
- 2.MIRROR COATING MUST BE ON THE PRINTING SIDE.
- 3.PRINTING BLACK TEXTS ON WHITE BACKGROUND.

MATERIAL		UNLESS OTHERWISE SPECIFIED ALL DIMENSIONS ARE IN mm/INCH					JDI ELECTRONICS FACTORY							
See Note		WALL THICKNESS	mm/INCH	TOLERANCES ON			TITLE							
		DRAFT ANGLE/SIDE	MAX	LINEAR	.X ±	mm/INCH	DFTS	TAN	7/JAN-14					
		BURR & FLASH	MAX		.XX ±	0.2 mm/INCH	CHKR							
		BREAK	MAX	ANGULAR	.XXX ±	mm/INCH	APPD							
					±	DEGREE			MOLD/DIE NO	PROJECT NO	PART NO	REV	SIZE	
TEXTURE	COATING	HARDNESS		DO NOT SCALE DRAWING			SCALE	NTS	SHT 1	OF 1	499#	289-70813BN		A4