

1 Test setup Photos

1.1 SER1

OATS1




1.2 SER2

OATS1



1.3 SER3


Anechoic Chamber A1




1-18 GHz



18-25 GHz

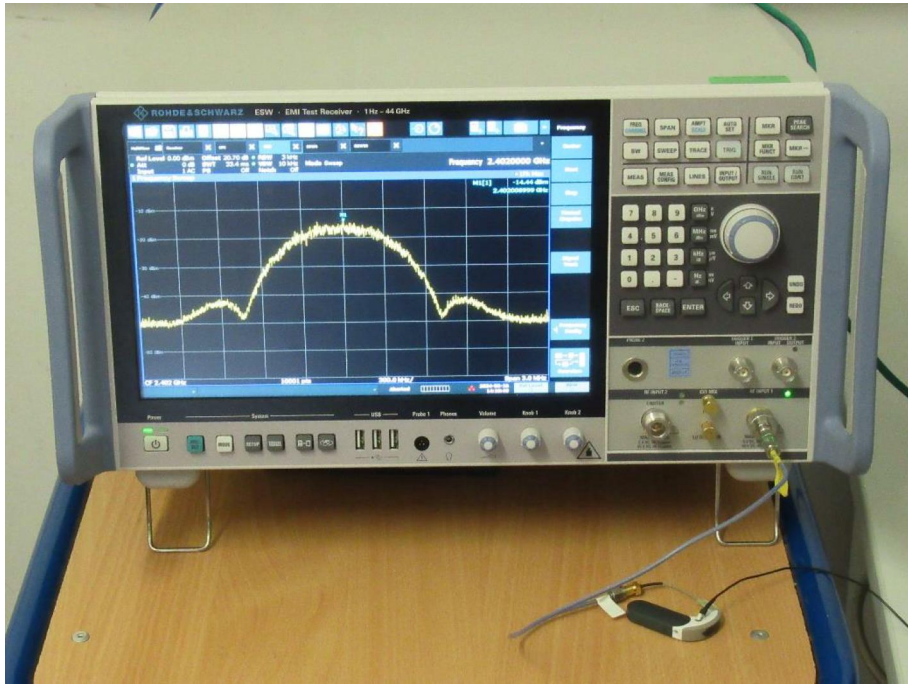


EUT orientation



1.4 CPC

Shielded Room S6



- End of Attachment B -