Mode	7	
	Harmonic	
	U-NII-1_5.15-5.25_802.11ax HE20_CH36_Full RU_5180MHz	
ANT	1+2	
Pol.	Horizontal	Vertical
14.47G ~14.5G Avg	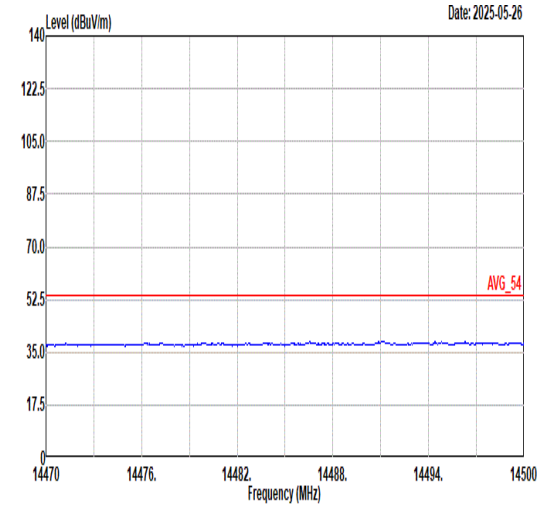 Site : 03CH15-HY Condition: AVG_54 3m 9120D-02294_240620 HORIZONTAL	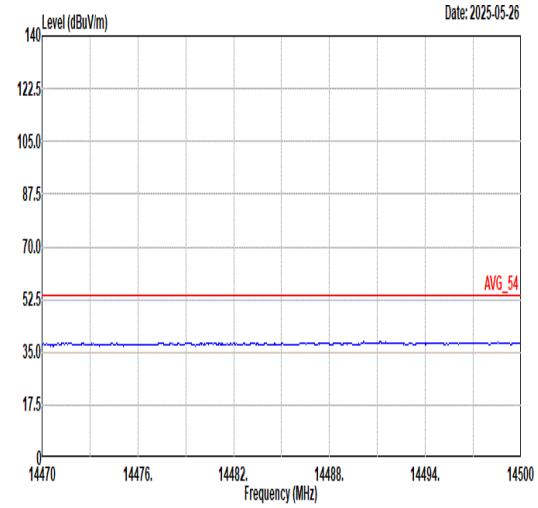 Site : 03CH15-HY Condition: AVG_54 3m 9120D-02294_240620 VERTICAL
17.7G ~18G Avg	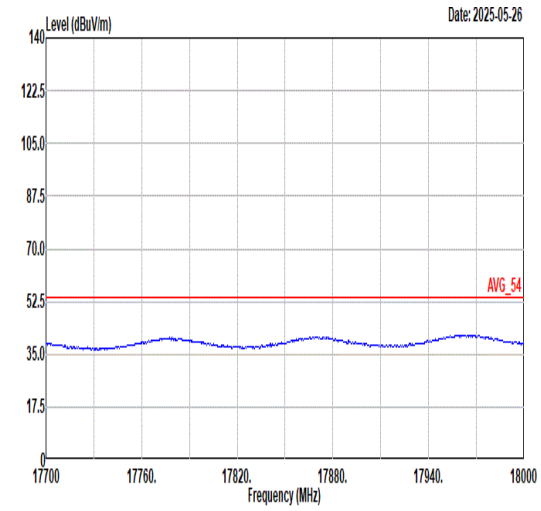 Site : 03CH15-HY Condition: AVG_54 3m 9120D-02294_240620 HORIZONTAL	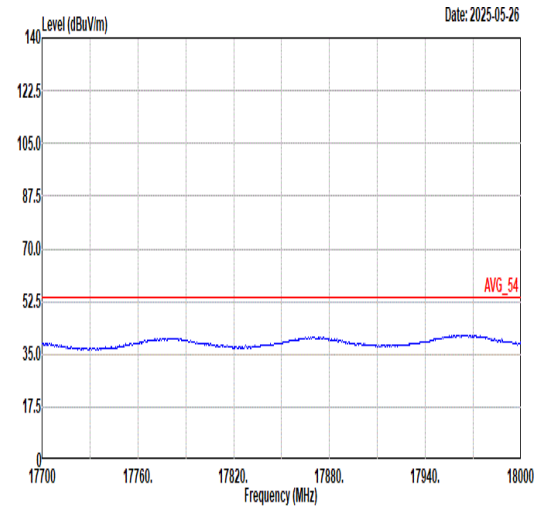 Site : 03CH15-HY Condition: AVG_54 3m 9120D-02294_240620 VERTICAL

Mode	8	
	Band Edge	
	U-NII-1_5.15-5.25_802.11ax HE20_CH36_Partial_106/53RU _5180MHz	
ANT	1+2	
Pol.	Horizontal	Fundamental
Peak	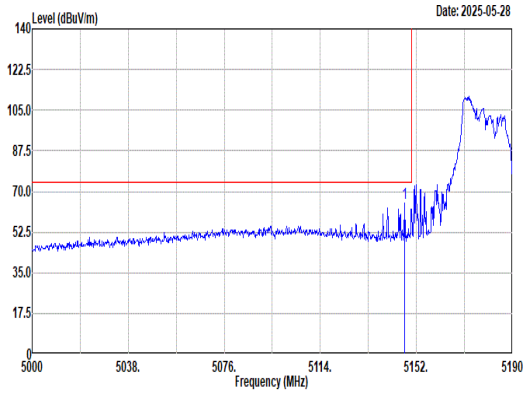 Site : 03CH15-HY Condition: PEAK_BE_74 3m 9120D-02294_240620 HORIZONTAL : RBW:1000.000kHz VBW:3000.000kHz SWT:Auto Freq Level Limit Line Margin Read Level Ant Factor Cable Loss Preamp Factor Aux Factor APos TPos Remark MHz dBuV/m dBuV/m dB dBuV dB/m dB dB dB cm deg 1 5147.44 65.22 74.00 -8.78 60.47 33.19 8.41 36.85 0.00 336 77 PEAK	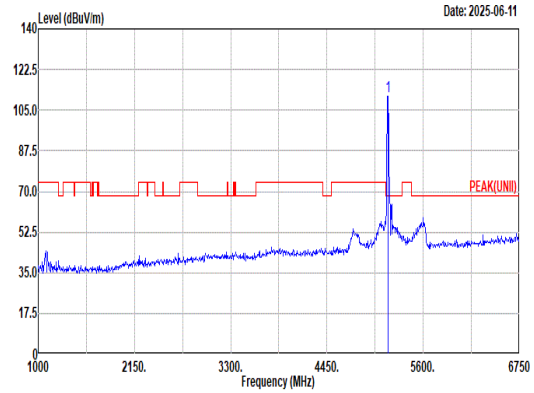 Site : 03CH15-HY Condition: PEAK(UNII) 3m 9120D-02294_240620 HORIZONTAL : RBW:1000.000kHz VBW:3000.000kHz SWT:Auto Freq Level Limit Line Margin Read Level Ant Factor Cable Loss Preamp Factor Aux Factor APos TPos Remark MHz dBuV/m dBuV/m dB dBuV dB/m dB dB dB cm deg 1 5180.00 111.15 ------ ------ 106.48 33.08 8.44 36.85 0.00 336 77 PEAK
Avg	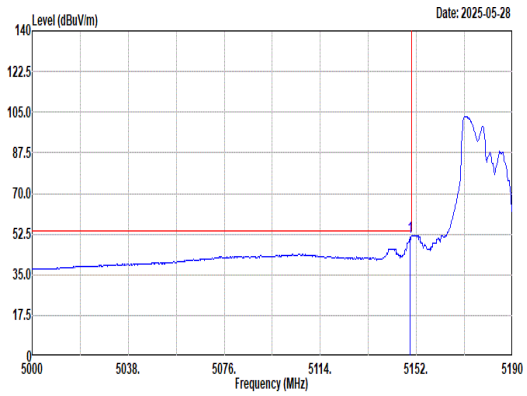 Site : 03CH15-HY Condition: AVG_BE_54 3m 9120D-02294_240620 HORIZONTAL : RBW:1000.000kHz VBW:0.270kHz SWT:Auto Freq Level Limit Line Margin Read Level Ant Factor Cable Loss Preamp Factor Aux Factor APos TPos Remark MHz dBuV/m dBuV/m dB dBuV dB/m dB dB dB cm deg 1 5149.53 51.50 54.00 -2.50 46.74 33.20 8.41 36.85 0.00 336 77 AVERAGE	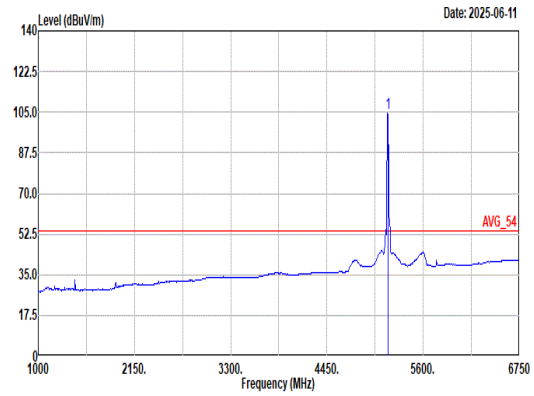 Site : 03CH15-HY Condition: AVG_54 3m 9120D-02294_240620 HORIZONTAL : RBW:1000.000kHz VBW:0.270kHz SWT:Auto Freq Level Limit Line Margin Read Level Ant Factor Cable Loss Preamp Factor Aux Factor APos TPos Remark MHz dBuV/m dBuV/m dB dBuV dB/m dB dB dB cm deg 1 5180.00 104.63 ------ ------ 99.96 33.08 8.44 36.85 0.00 336 77 AVERAGE

Mode	8	
	Band Edge	
	U-NII-1_5.15-5.25_802.11ax HE20_CH36_Partial_106/53RU _5180MHz	
ANT	1+2	
Pol.	Vertical	Fundamental
Peak	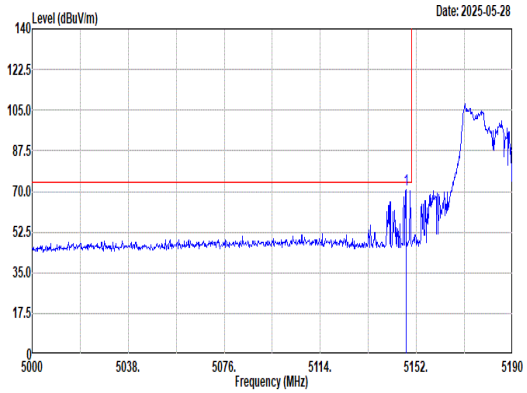 Site : 03CH15-HY Condition: PEAK_BE_74 3m 9120D-02294_240620 VERTICAL : RBW:1000.000kHz VBW:3000.000kHz SWT:Auto Freq Level Limit Line Margin Read Level Ant Factor Cable Loss Preamp Factor Aux Factor APos TPos Remark MHz dBuV/m dBuV/m dB dBuV dB/m dB dB dB cm deg 1 5147.82 70.60 74.00 -3.40 65.85 33.19 8.41 36.85 0.00 100 201 PEAK	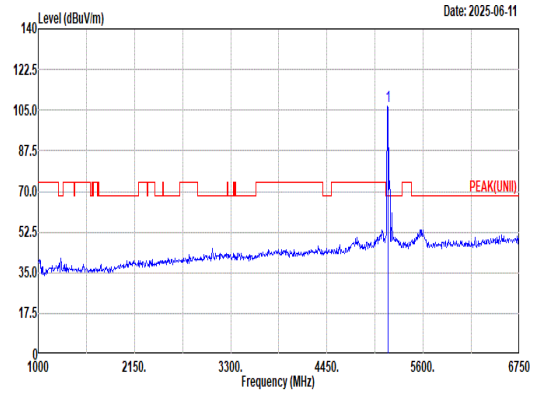 Site : 03CH15-HY Condition: PEAK(UNII) 3m 9120D-02294_240620 VERTICAL : RBW:1000.000kHz VBW:3000.000kHz SWT:Auto Freq Level Limit Line Margin Read Level Ant Factor Cable Loss Preamp Factor Aux Factor APos TPos Remark MHz dBuV/m dBuV/m dB dBuV dB/m dB dB dB cm deg 1 5180.00 106.89 ------ ------ 102.22 33.08 8.44 36.85 0.00 100 201 PEAK
Avg	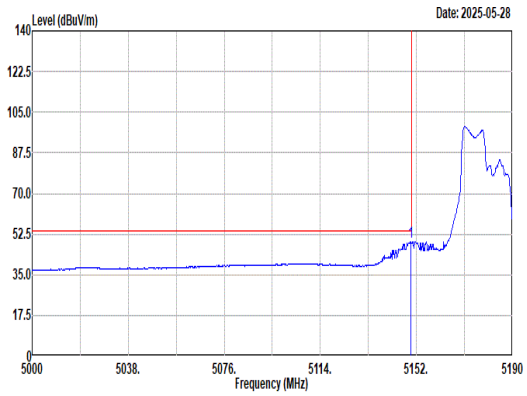 Site : 03CH15-HY Condition: AVG_BE_54 3m 9120D-02294_240620 VERTICAL : RBW:1000.000kHz VBW:0.270kHz SWT:Auto Freq Level Limit Line Margin Read Level Ant Factor Cable Loss Preamp Factor Aux Factor APos TPos Remark MHz dBuV/m dBuV/m dB dBuV dB/m dB dB dB cm deg 1 5149.91 48.94 54.00 -5.06 44.18 33.20 8.41 36.85 0.00 100 201 AVERAGE	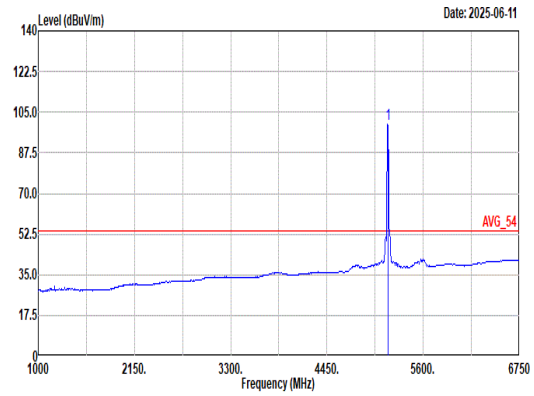 Site : 03CH15-HY Condition: AVG_54 3m 9120D-02294_240620 VERTICAL : RBW:1000.000kHz VBW:0.270kHz SWT:Auto Freq Level Limit Line Margin Read Level Ant Factor Cable Loss Preamp Factor Aux Factor APos TPos Remark MHz dBuV/m dBuV/m dB dBuV dB/m dB dB dB cm deg 1 5180.00 99.95 ------ ------ 95.28 33.08 8.44 36.85 0.00 100 201 AVERAGE

Mode	9	
	Band Edge - L	
	U-NII-1_5.15-5.25_802.11ax HE20_CH44_Full RU_5220MHz	
ANT	1+2	
Pol.	Horizontal	Fundamental
Peak	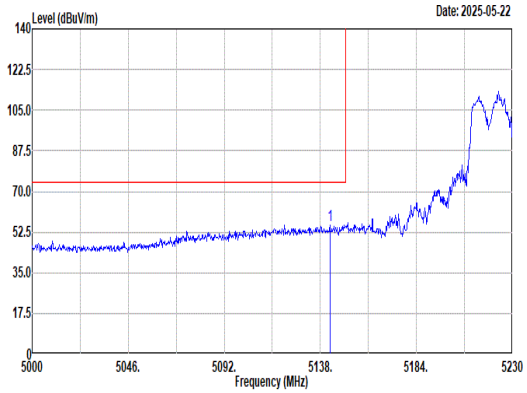 Site : 03CH15-HY Condition: PEAK_BE_74 3m 9120D-02294_240620 HORIZONTAL : RBW:1000.000kHz VBW:3000.000kHz SWT:Auto Freq Level Limit Line Margin Read Level Ant Factor Cable Loss Preamp Factor Aux Factor APos TPos Remark MHz dBuV/m dBuV/m dB dBuV dB/m dB dB dB cm deg 1 5142.60 55.70 74.00 -18.30 50.97 33.17 8.41 36.85 0.00 400 84 PEAK	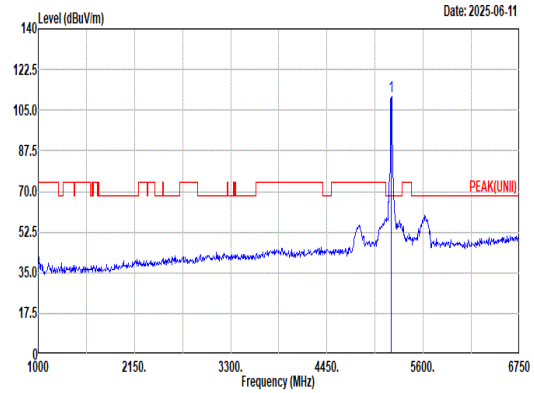 Site : 03CH15-HY Condition: PEAK(UNII) 3m 9120D-02294_240620 HORIZONTAL : RBW:1000.000kHz VBW:3000.000kHz SWT:Auto Freq Level Limit Line Margin Read Level Ant Factor Cable Loss Preamp Factor Aux Factor APos TPos Remark MHz dBuV/m dBuV/m dB dBuV dB/m dB dB dB cm deg 1 5220.00 110.99 ------ ------ 106.36 33.00 8.47 36.84 0.00 400 84 PEAK
Avg	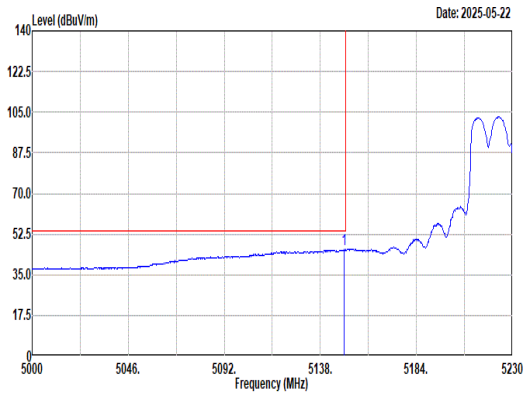 Site : 03CH15-HY Condition: AVG_BE_54 3m 9120D-02294_240620 HORIZONTAL : RBW:1000.000kHz VBW:0.300kHz SWT:Auto Freq Level Limit Line Margin Read Level Ant Factor Cable Loss Preamp Factor Aux Factor APos TPos Remark MHz dBuV/m dBuV/m dB dBuV dB/m dB dB dB cm deg 1 5149.27 45.79 54.00 -8.21 41.03 33.20 8.41 36.85 0.00 400 84 AVERAGE	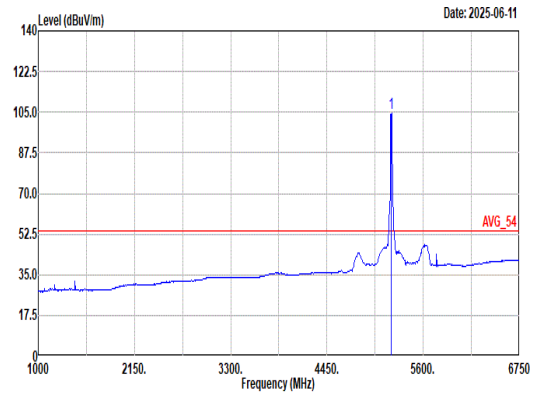 Site : 03CH15-HY Condition: AVG_54 3m 9120D-02294_240620 HORIZONTAL : RBW:1000.000kHz VBW:0.300kHz SWT:Auto Freq Level Limit Line Margin Read Level Ant Factor Cable Loss Preamp Factor Aux Factor APos TPos Remark MHz dBuV/m dBuV/m dB dBuV dB/m dB dB dB cm deg 1 5220.00 104.48 ------ ------ 99.85 33.00 8.47 36.84 0.00 400 84 AVERAGE

Mode	9	
	Band Edge - R	
	U-NII-1_5.15-5.25_802.11ax HE20_CH44_Full RU_5220MHz	
ANT	1+2	
Pol.	Horizontal	Fundamental
Peak	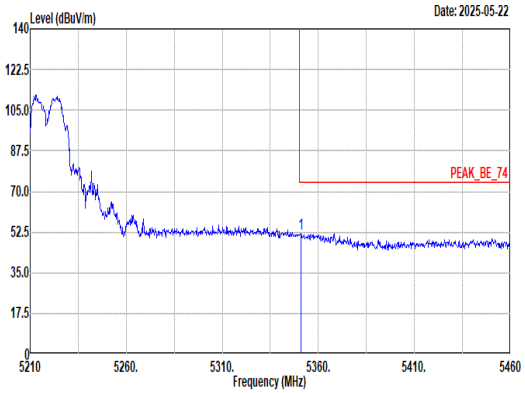 Site : 03CH15-HY Condition: PEAK_BE_74 3m 9120D-02294_240620 HORIZONTAL : RBW:1000.000kHz VBW:3000.000kHz SWT:Auto Freq Level Limit Line Margin Read Level Ant Factor Cable Loss Preamp Factor Aux Factor APos TPos Remark MHz dBuV/m dBuV/m dB dBuV dB/m dB dB dB cm deg 1 5351.00 51.99 74.00 -22.01 47.35 32.90 8.57 36.83 0.00 400 84 PEAK	Blank
Avg	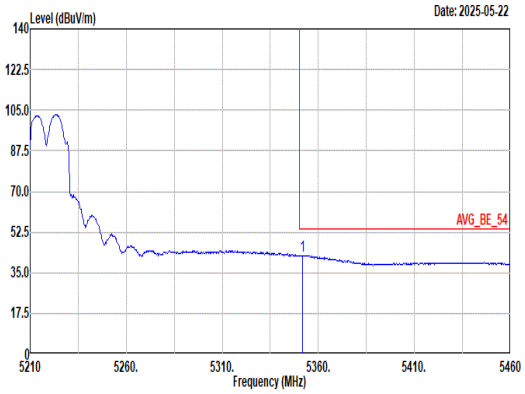 Site : 03CH15-HY Condition: AVG_BE_54 3m 9120D-02294_240620 HORIZONTAL : RBW:1000.000kHz VBW:0.300kHz SWT:Auto Freq Level Limit Line Margin Read Level Ant Factor Cable Loss Preamp Factor Aux Factor APos TPos Remark MHz dBuV/m dBuV/m dB dBuV dB/m dB dB dB cm deg 1 5351.75 42.48 54.00 -11.52 37.84 32.90 8.57 36.83 0.00 400 84 AVERAGE	Blank

Mode	9	
	Band Edge - L	
	U-NII-1_5.15-5.25_802.11ax HE20_CH44_Full RU_5220MHz	
ANT	1+2	
Pol.	Vertical	Fundamental
Peak	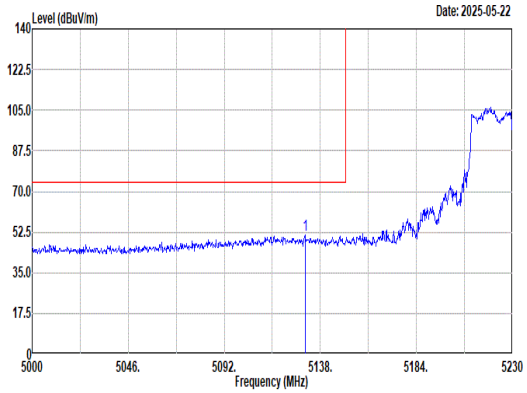 Site : 03CH15-HY Condition: PEAK_BE_74 3m 9120D-02294_240620 VERTICAL : RBW:1000.000kHz VBW:3000.000kHz SWT:Auto Freq Level Limit Line Margin Read Level Ant Factor Cable Loss Preamp Factor Aux Factor APos TPos Remark MHz dBuV/m dBuV/m dB dBuV dB/m dB dB dB cm deg 1 5130.64 50.99 74.00 -23.01 46.32 33.12 8.40 36.85 0.00 400 186 PEAK	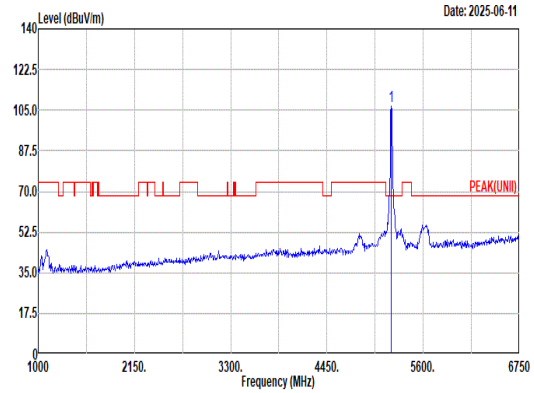 Site : 03CH15-HY Condition: PEAK(UNII) 3m 9120D-02294_240620 VERTICAL : RBW:1000.000kHz VBW:3000.000kHz SWT:Auto Freq Level Limit Line Margin Read Level Ant Factor Cable Loss Preamp Factor Aux Factor APos TPos Remark MHz dBuV/m dBuV/m dB dBuV dB/m dB dB dB cm deg 1 5220.00 106.86 ------ ------ 102.23 33.00 8.47 36.84 0.00 400 186 PEAK
Avg	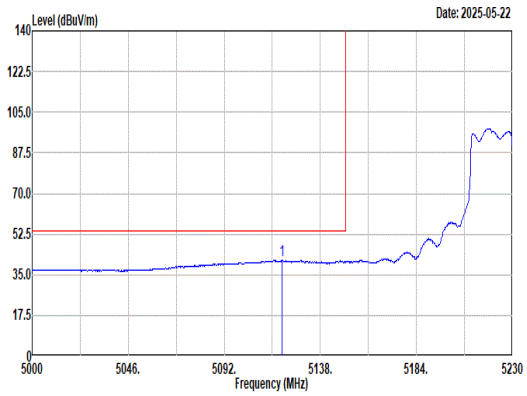 Site : 03CH15-HY Condition: AVG_BE_54 3m 9120D-02294_240620 VERTICAL : RBW:1000.000kHz VBW:0.300kHz SWT:Auto Freq Level Limit Line Margin Read Level Ant Factor Cable Loss Preamp Factor Aux Factor APos TPos Remark MHz dBuV/m dBuV/m dB dBuV dB/m dB dB dB cm deg 1 5119.60 41.11 54.00 -12.89 36.49 33.08 8.39 36.85 0.00 400 186 AVERAGE	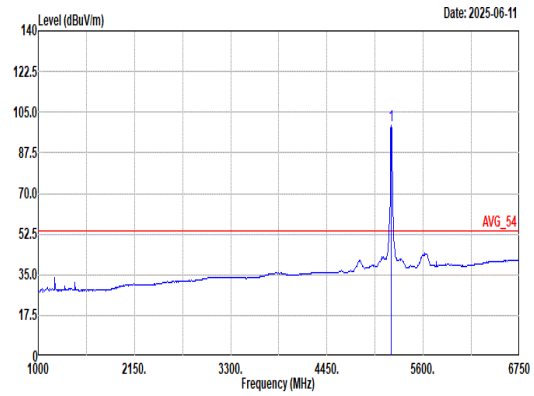 Site : 03CH15-HY Condition: AVG_54 3m 9120D-02294_240620 VERTICAL : RBW:1000.000kHz VBW:0.300kHz SWT:Auto Freq Level Limit Line Margin Read Level Ant Factor Cable Loss Preamp Factor Aux Factor APos TPos Remark MHz dBuV/m dBuV/m dB dBuV dB/m dB dB dB cm deg 1 5220.00 99.52 ------ ------ 94.89 33.00 8.47 36.84 0.00 400 186 AVERAGE

Mode	9	
	Band Edge - R	
	U-NII-1_5.15-5.25_802.11ax HE20_CH44_Full RU_5220MHz	
ANT	1+2	
Pol.	Vertical	Fundamental
Peak	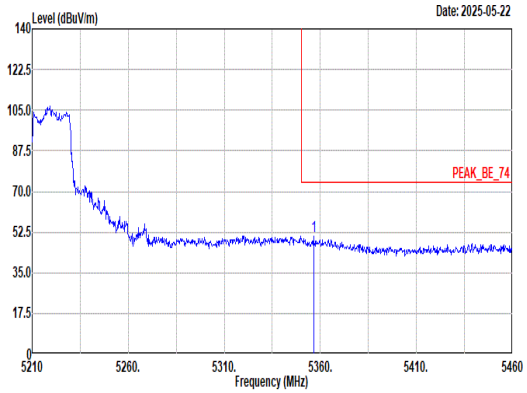 Site : 03CH15-HY Condition: PEAK_BE_74 3m 9120D-02294_240620 VERTICAL : RBW:1000.000kHz VBW:3000.000kHz SWT:Auto Freq Level Limit Line Margin Read Level Ant Factor Cable Loss Preamp Factor Aux Factor APos TPos Remark MHz dBuV/m dBuV/m dB dBuV dB/m dB dB dB cm deg 1 5356.50 50.48 74.00 -23.52 45.84 32.89 8.58 36.83 0.00 400 186 PEAK	Blank
Avg	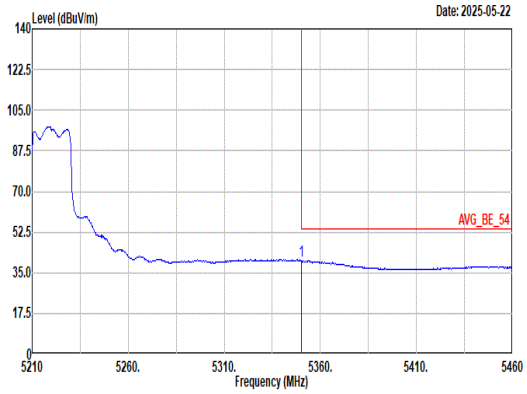 Site : 03CH15-HY Condition: AVG_BE_54 3m 9120D-02294_240620 VERTICAL : RBW:1000.000kHz VBW:0.300kHz SWT:Auto Freq Level Limit Line Margin Read Level Ant Factor Cable Loss Preamp Factor Aux Factor APos TPos Remark MHz dBuV/m dBuV/m dB dBuV dB/m dB dB dB cm deg 1 5350.25 40.10 54.00 -13.90 35.46 32.90 8.57 36.83 0.00 400 186 AVERAGE	Blank

Mode	9	
	Harmonic	
	U-NII-1_5.15-5.25_802.11ax HE20_CH44_Full RU_5220MHz	
ANT	1+2	
Pol.	Horizontal	Vertical
Peak Avg	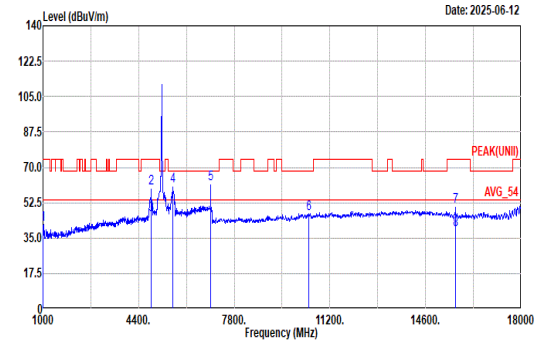 Site : 03CH15-HY Condition: PEAK(UNII) 3m 9120D-02294_240620 HORIZONTAL 1 1012.00 41.58 74.00 -32.42 71.62 24.98 3.70 58.72 0.00 400 84 PEAK 2 4840.00 59.52 74.00 -14.48 55.74 32.48 8.18 36.88 0.00 400 88 PEAK 3 4840.00 46.49 54.00 -7.51 42.71 32.48 8.18 36.88 0.00 400 88 Average 4 5614.00 60.51 68.20 -7.69 55.59 33.08 8.65 36.81 0.00 400 80 PEAK 5 6963.75 61.65 68.20 -6.55 73.80 35.83 9.68 58.70 1.04 300 52 PEAK 6 10440.00 47.13 68.20 -21.07 53.71 38.60 11.98 58.05 0.89 -- -- PEAK 7 15660.00 50.82 74.00 -23.18 54.58 38.12 15.09 57.89 0.92 300 0 PEAK 8 15660.00 38.94 54.00 -15.06 42.70 38.12 15.09 57.89 0.92 300 0 Average	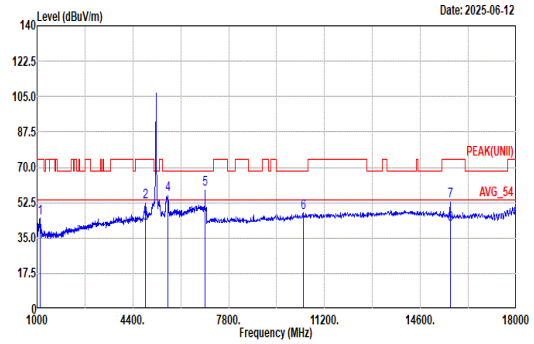 Site : 03CH15-HY Condition: PEAK(UNII) 3m 9120D-02294_240620 VERTICAL 1 1102.00 44.85 74.00 -29.15 52.97 25.22 3.85 37.19 0.00 400 188 PEAK 2 4834.00 52.59 74.00 -21.41 48.82 32.47 8.18 36.88 0.00 400 179 PEAK 3 4834.00 42.19 54.00 -11.81 38.42 32.47 8.18 36.88 0.00 400 179 Average 4 5638.00 56.53 68.20 -11.67 51.43 33.23 8.67 36.80 0.00 400 189 PEAK 5 6963.75 58.98 68.20 -9.22 71.13 35.83 9.68 58.70 1.04 100 28 PEAK 6 10440.00 47.49 68.20 -20.71 54.07 38.60 11.98 58.05 0.89 -- -- PEAK 7 15660.00 53.15 74.00 -20.85 56.91 38.12 15.09 57.89 0.92 200 173 PEAK 8 15660.00 41.70 54.00 -12.30 45.46 38.12 15.09 57.89 0.92 200 173 Average

Mode	9	
	Harmonic	
	U-NII-1_5.15-5.25_802.11ax HE20_CH44_Full RU_5220MHz	
ANT	1+2	
Pol.	Horizontal	Vertical
14.47G ~14.5G Avg	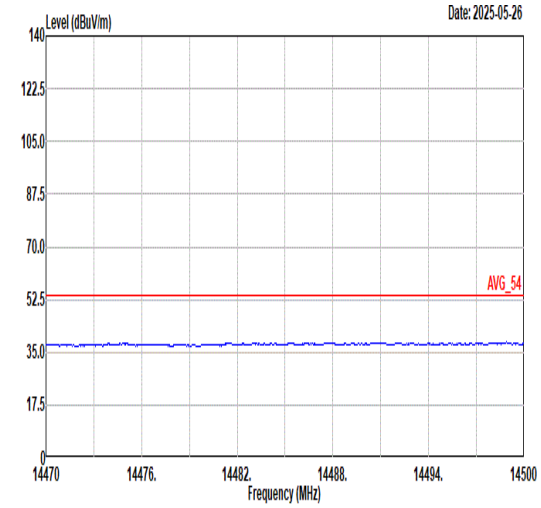 Site : 03CH15-HY Condition: AVG_54 3m 9120D-02294_240620 HORIZONTAL	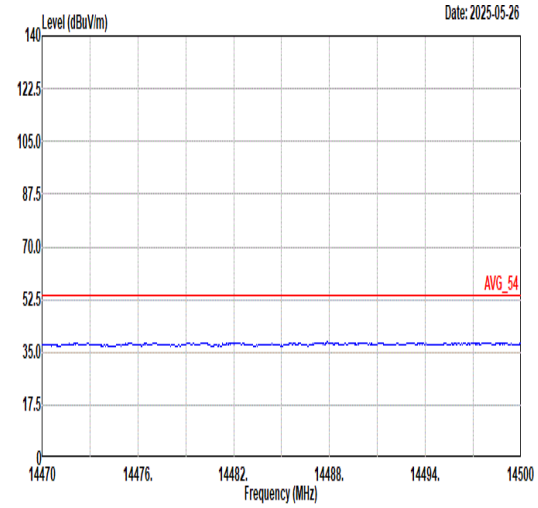 Site : 03CH15-HY Condition: AVG_54 3m 9120D-02294_240620 VERTICAL
17.7G ~18G Avg	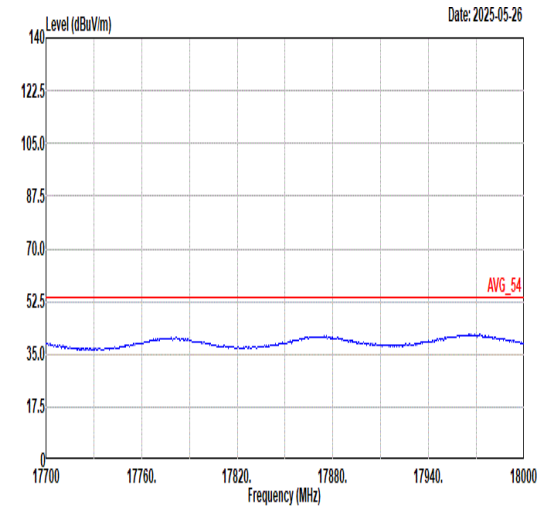 Site : 03CH15-HY Condition: AVG_54 3m 9120D-02294_240620 HORIZONTAL	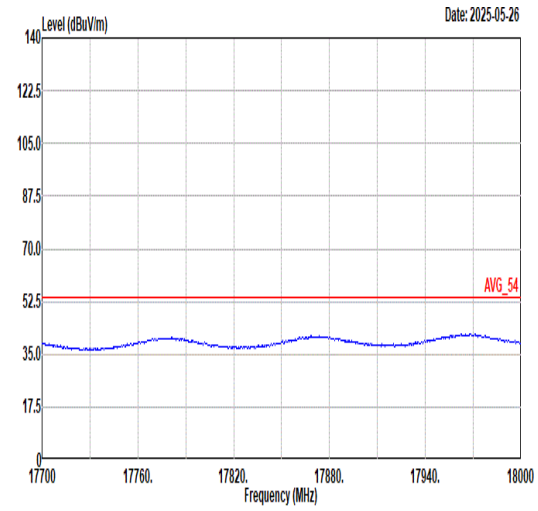 Site : 03CH15-HY Condition: AVG_54 3m 9120D-02294_240620 VERTICAL

Mode	10	
	Band Edge - L	
	U-NII-1_5.15-5.25_802.11ax HE20_CH48_Full RU_5240MHz	
ANT	1+2	
Pol.	Horizontal	Fundamental
Peak	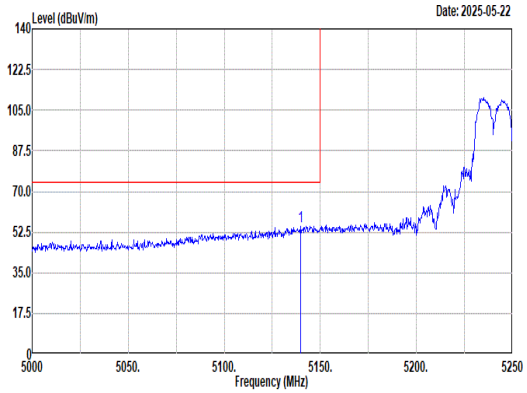 Site : 03CH15-HY Condition: PEAK_BE_74 3m 9120D-02294_240620 HORIZONTAL : RBW:1000.000kHz VBW:3000.000kHz SWT:Auto Freq Level Limit Line Margin Read Level Ant Factor Cable Loss Preamp Factor Aux Factor APos TPos Remark MHz dBuV/m dBuV/m dB dBuV dB/m dB dB dB cm deg 1 5139.75 55.14 74.00 -18.86 50.42 33.16 8.41 36.85 0.00 400 94 PEAK	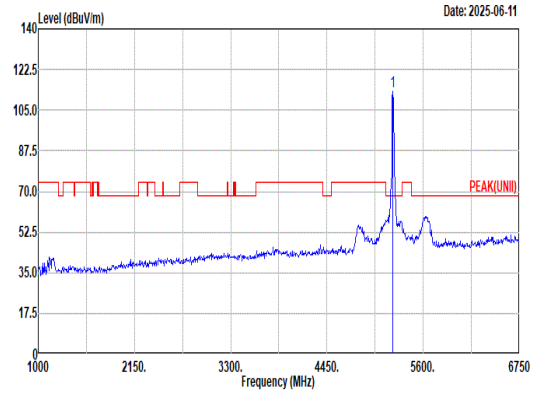 Site : 03CH15-HY Condition: PEAK(UNII) 3m 9120D-02294_240620 HORIZONTAL : RBW:1000.000kHz VBW:3000.000kHz SWT:Auto Freq Level Limit Line Margin Read Level Ant Factor Cable Loss Preamp Factor Aux Factor APos TPos Remark MHz dBuV/m dBuV/m dB dBuV dB/m dB dB dB cm deg 1 5240.00 112.80 ------ ------ 108.16 33.00 8.48 36.84 0.00 400 94 PEAK
Avg	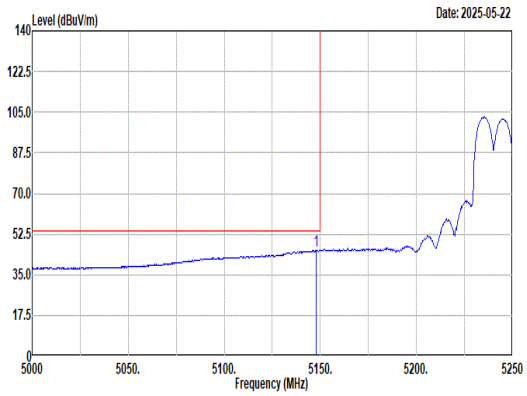 Site : 03CH15-HY Condition: AVG_BE_54 3m 9120D-02294_240620 HORIZONTAL : RBW:1000.000kHz VBW:0.300kHz SWT:Auto Freq Level Limit Line Margin Read Level Ant Factor Cable Loss Preamp Factor Aux Factor APos TPos Remark MHz dBuV/m dBuV/m dB dBuV dB/m dB dB dB cm deg 1 5148.00 45.69 54.00 -8.31 40.94 33.19 8.41 36.85 0.00 400 94 AVERAGE	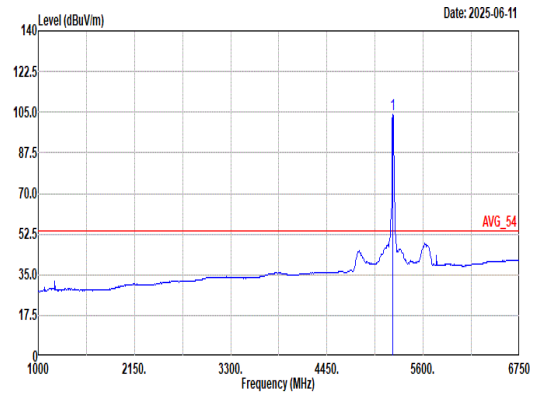 Site : 03CH15-HY Condition: AVG_54 3m 9120D-02294_240620 HORIZONTAL : RBW:1000.000kHz VBW:0.300kHz SWT:Auto Freq Level Limit Line Margin Read Level Ant Factor Cable Loss Preamp Factor Aux Factor APos TPos Remark MHz dBuV/m dBuV/m dB dBuV dB/m dB dB dB cm deg 1 5240.00 104.27 ------ ------ 99.63 33.00 8.48 36.84 0.00 400 94 AVERAGE

Mode	10	
	Band Edge - R	
	U-NII-1_5.15-5.25_802.11ax HE20_CH48_Full RU_5240MHz	
ANT	1+2	
Pol.	Horizontal	Fundamental
Peak	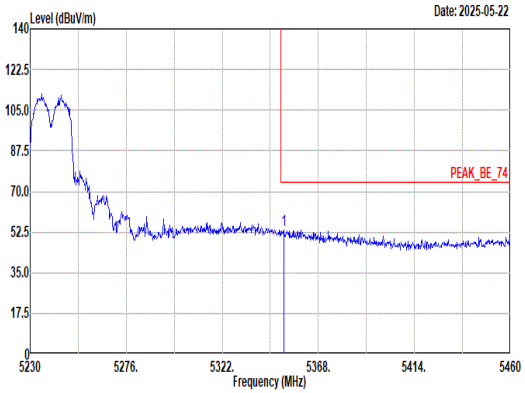 Site : 03CH15-HY Condition: PEAK_BE_74 3m 9120D-02294_240620 HORIZONTAL : RBW:1000.000kHz VBW:3000.000kHz SWT:Auto Limit Read Ant Cable Preamp Aux APos TPos Freq Level Line Margin Level Factor Loss Factor Factor Remark MHz dBuV/m dBuV/m dB dBuV dB/m dB dB dB cm deg 1 5351.44 53.54 74.00 -20.46 48.90 32.90 8.57 36.83 0.00 400 94 PEAK	Blank
Avg	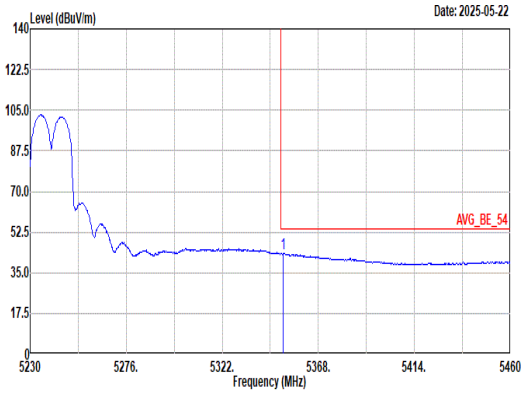 Site : 03CH15-HY Condition: AVG_BE_54 3m 9120D-02294_240620 HORIZONTAL : RBW:1000.000kHz VBW:0.300kHz SWT:Auto Limit Read Ant Cable Preamp Aux APos TPos Freq Level Line Margin Level Factor Loss Factor Factor Remark MHz dBuV/m dBuV/m dB dBuV dB/m dB dB dB cm deg 1 5351.21 43.26 54.00 -10.74 38.62 32.90 8.57 36.83 0.00 400 94 AVERAGE	Blank

Mode	10	
	Band Edge - L	
	U-NII-1_5.15-5.25_802.11ax HE20_CH48_Full RU_5240MHz	
ANT	1+2	
Pol.	Vertical	Fundamental
Peak	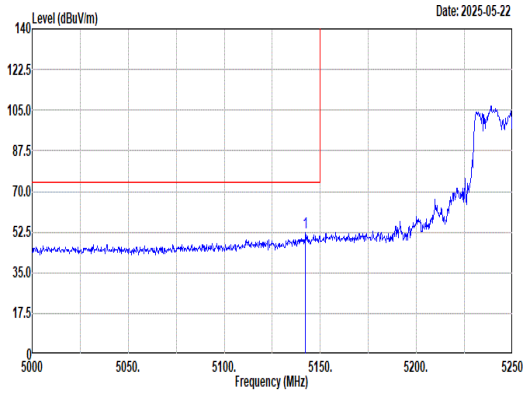 Site : 03CH15-HY Condition: PEAK_BE_74 3m 9120D-02294_240620 VERTICAL : RBW:1000.000kHz VBW:3000.000kHz SWT:Auto Freq Level Limit Line Margin Read Level Ant Factor Cable Loss Preamp Factor Aux Factor APos TPos Remark MHz dBuV/m dBuV/m dB dBuV dB/m dB dB dB cm deg 1 5142.25 52.24 74.00 -21.76 47.51 33.17 8.41 36.85 0.00 100 176 PEAK	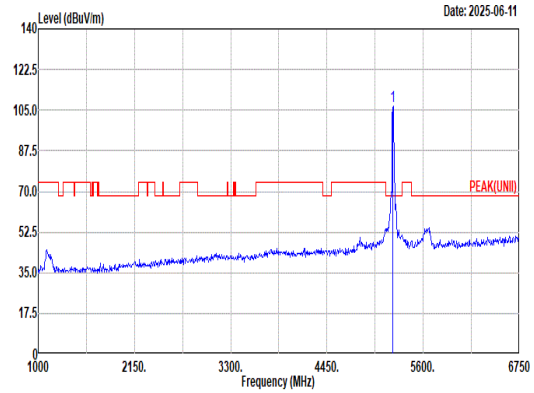 Site : 03CH15-HY Condition: PEAK(UNII) 3m 9120D-02294_240620 VERTICAL : RBW:1000.000kHz VBW:3000.000kHz SWT:Auto Freq Level Limit Line Margin Read Level Ant Factor Cable Loss Preamp Factor Aux Factor APos TPos Remark MHz dBuV/m dBuV/m dB dBuV dB/m dB dB dB cm deg 1 5240.00 106.73 ------ ------ 102.09 33.00 8.48 36.84 0.00 100 176 PEAK
Avg	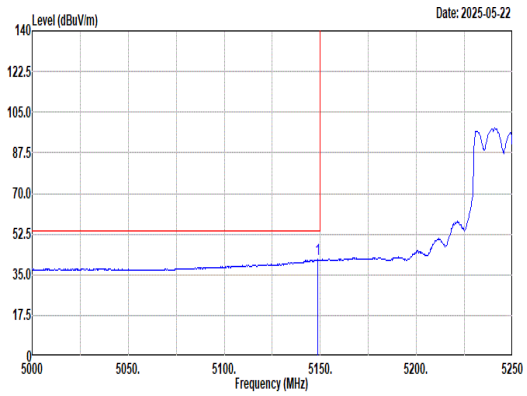 Site : 03CH15-HY Condition: AVG_BE_54 3m 9120D-02294_240620 VERTICAL : RBW:1000.000kHz VBW:0.300kHz SWT:Auto Freq Level Limit Line Margin Read Level Ant Factor Cable Loss Preamp Factor Aux Factor APos TPos Remark MHz dBuV/m dBuV/m dB dBuV dB/m dB dB dB cm deg 1 5148.75 41.49 54.00 -12.51 36.74 33.19 8.41 36.85 0.00 100 176 AVERAGE	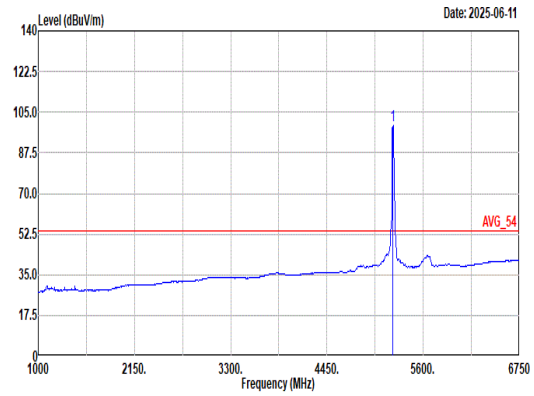 Site : 03CH15-HY Condition: AVG_54 3m 9120D-02294_240620 VERTICAL : RBW:1000.000kHz VBW:0.300kHz SWT:Auto Freq Level Limit Line Margin Read Level Ant Factor Cable Loss Preamp Factor Aux Factor APos TPos Remark MHz dBuV/m dBuV/m dB dBuV dB/m dB dB dB cm deg 1 5240.00 99.43 ------ ------ 94.79 33.00 8.48 36.84 0.00 100 176 AVERAGE

Mode	10	
	Band Edge - R	
	U-NII-1_5.15-5.25_802.11ax HE20_CH48_Full RU_5240MHz	
ANT	1+2	
Pol.	Vertical	Fundamental
Peak	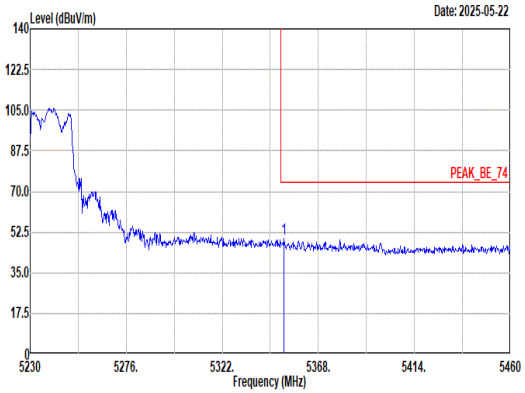 Site : 03CH15-HY Condition: PEAK_BE_74 3m 9120D-02294_240620 VERTICAL : RBW:1000.000kHz VBW:3000.000kHz SWT:Auto Freq Level Limit Line Margin Level Read Ant Factor Cable Loss Preamp Factor Aux Factor APos TPos Remark MHz dBuV/m dBuV/m dB dBuV dB/m dB dB dB cm deg 1 5351.44 49.43 74.00 -24.57 44.79 32.90 8.57 36.83 0.00 100 176 PEAK	Blank
Avg	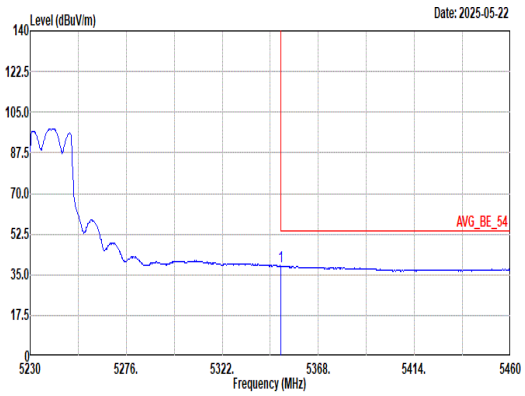 Site : 03CH15-HY Condition: AVG_BE_54 3m 9120D-02294_240620 VERTICAL : RBW:1000.000kHz VBW:0.300kHz SWT:Auto Freq Level Limit Line Margin Level Read Ant Factor Cable Loss Preamp Factor Aux Factor APos TPos Remark MHz dBuV/m dBuV/m dB dBuV dB/m dB dB dB cm deg 1 5350.06 38.83 54.00 -15.17 34.19 32.90 8.57 36.83 0.00 100 176 AVERAGE	Blank

Mode	10	
	Harmonic	
	U-NII-1_5.15-5.25_802.11ax HE20_CH48_Full RU_5240MHz	
ANT	1+2	
Pol.	Horizontal	Vertical
Peak Avg	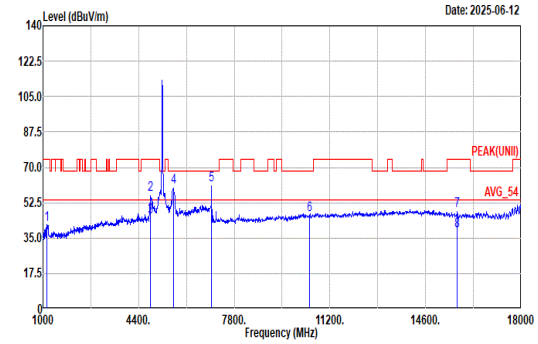 Site : 03CH15-HY Condition: PEAK(UNII) 3m 9120D-02294_240620 HORIZONTAL 1 1132.00 41.69 74.00 -32.31 49.39 25.58 3.90 37.18 0.00 400 96 PEAK 2 4828.00 56.46 74.00 -17.54 52.71 32.46 8.17 36.88 0.00 400 98 PEAK 3 4828.00 45.40 54.00 -8.60 41.65 32.46 8.17 36.88 0.00 400 98 Average 4 5638.00 60.42 68.20 -7.78 55.32 33.23 8.67 36.80 0.00 400 92 PEAK 5 6986.25 61.05 68.20 -7.15 73.17 35.87 9.69 58.71 1.03 100 54 Peak 6 10480.00 46.73 68.20 -21.47 53.25 38.60 12.00 58.01 0.89 -- -- PEAK 7 15720.00 48.67 74.00 -25.33 52.43 38.12 15.13 57.94 0.93 302 0 PEAK 8 15720.00 38.67 54.00 -15.33 42.43 38.12 15.13 57.94 0.93 302 0 Average	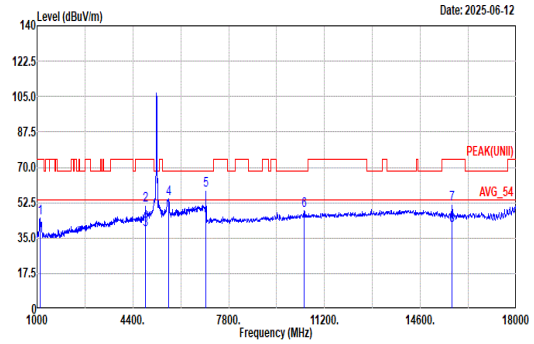 Site : 03CH15-HY Condition: PEAK(UNII) 3m 9120D-02294_240620 VERTICAL 1 1102.00 45.10 74.00 -28.90 53.22 25.22 3.85 37.19 0.00 100 171 PEAK 2 4846.00 51.23 74.00 -22.77 47.43 32.49 8.19 36.88 0.00 100 178 PEAK 3 4846.00 38.86 54.00 -15.14 35.06 32.49 8.19 36.88 0.00 100 178 Average 4 5668.00 54.54 68.20 -13.66 49.20 33.44 8.70 36.80 0.00 100 177 PEAK 5 6986.25 58.41 68.20 -9.79 70.53 35.87 9.69 58.71 1.03 114 26 Peak 6 10480.00 48.73 68.20 -19.47 55.25 38.60 12.00 58.01 0.89 -- -- PEAK 7 15720.00 51.88 74.00 -22.12 55.64 38.12 15.13 57.94 0.93 200 174 PEAK 8 15720.00 41.36 54.00 -12.64 45.12 38.12 15.13 57.94 0.93 200 174 Average

Mode	10	
	Harmonic	
	U-NII-1_5.15-5.25_802.11ax HE20_CH48_Full RU_5240MHz	
ANT	1+2	
Pol.	Horizontal	Vertical
14.47G ~14.5G Avg	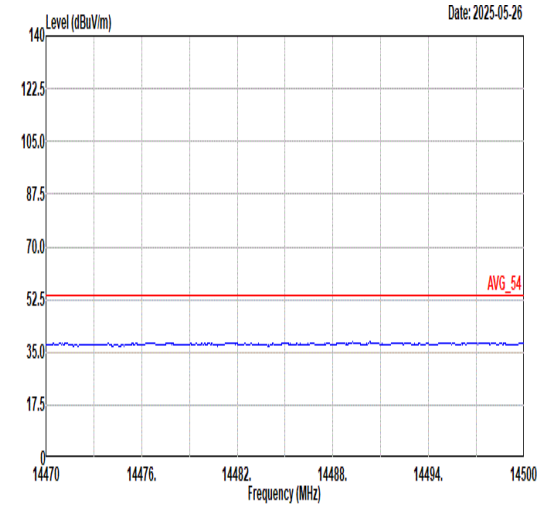 Site : 03CH15-HY Condition: AVG_54 3m 9120D-02294_240620 HORIZONTAL	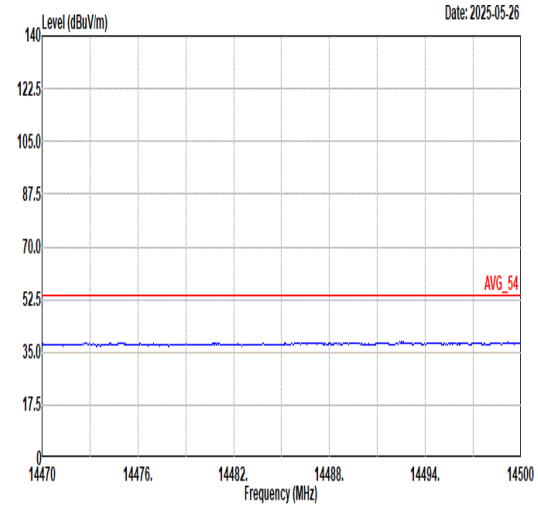 Site : 03CH15-HY Condition: AVG_54 3m 9120D-02294_240620 VERTICAL
17.7G ~18G Avg	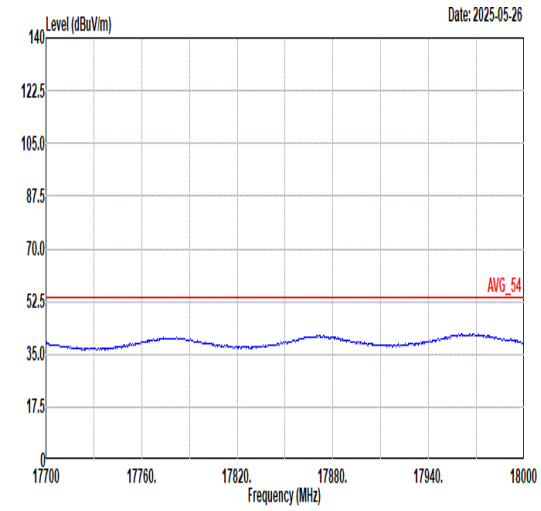 Site : 03CH15-HY Condition: AVG_54 3m 9120D-02294_240620 HORIZONTAL	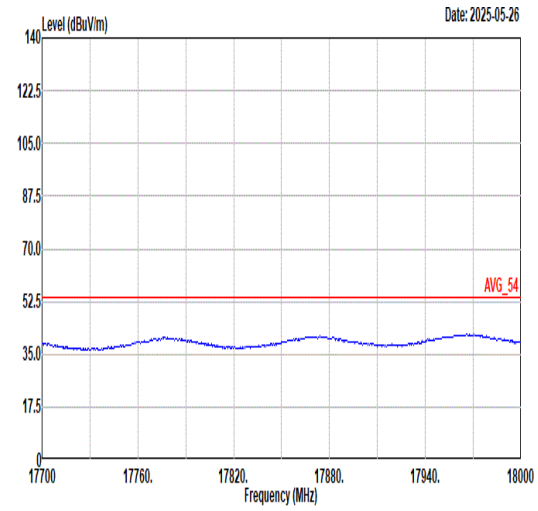 Site : 03CH15-HY Condition: AVG_54 3m 9120D-02294_240620 VERTICAL

Mode	11	
	Band Edge - L	
	U-NII-1_5.15-5.25_802.11ax HE40_CH38_Full RU_5190MHz	
ANT	1+2	
Pol.	Horizontal	Fundamental
Peak	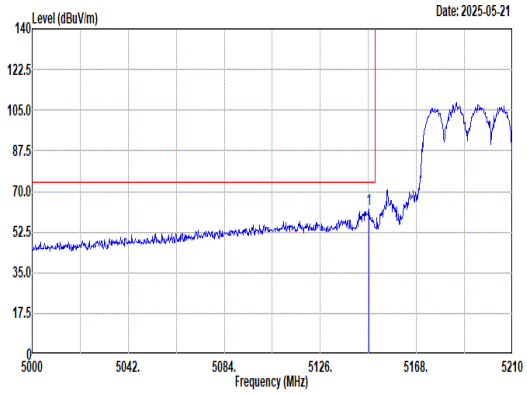 Site : 03CH15-HY Condition: PEAK_BE_74 3m 9120D-02294_240620 HORIZONTAL : RBW:1000.000kHz VBW:3000.000kHz SWT:Auto Freq Level Limit Line Margin Read Level Ant Factor Cable Loss Preamp Factor Aux Factor APos TPos Remark MHz dBuV/m dBuV/m dB dBuV dB/m dB dB dB cm deg 1 5147.21 62.14 74.00 -11.86 57.39 33.19 8.41 36.85 0.00 100 96 PEAK	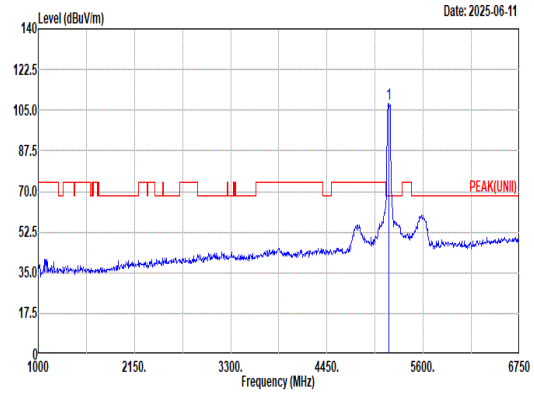 Site : 03CH15-HY Condition: PEAK(UNII) 3m 9120D-02294_240620 HORIZONTAL : RBW:1000.000kHz VBW:3000.000kHz SWT:Auto Freq Level Limit Line Margin Read Level Ant Factor Cable Loss Preamp Factor Aux Factor APos TPos Remark MHz dBuV/m dBuV/m dB dBuV dB/m dB dB dB cm deg 1 5190.00 107.97 ------ ------ 103.33 33.04 8.44 36.84 0.00 100 96 PEAK
Avg	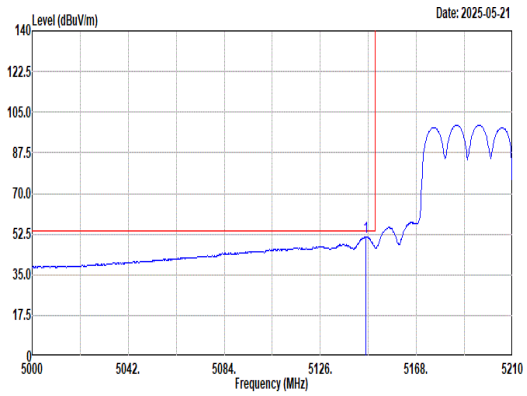 Site : 03CH15-HY Condition: AVG_BE_54 3m 9120D-02294_240620 HORIZONTAL : RBW:1000.000kHz VBW:0.560kHz SWT:Auto Freq Level Limit Line Margin Read Level Ant Factor Cable Loss Preamp Factor Aux Factor APos TPos Remark MHz dBuV/m dBuV/m dB dBuV dB/m dB dB dB cm deg 1 5145.74 51.38 54.00 -2.62 46.64 33.18 8.41 36.85 0.00 100 96 AVERAGE	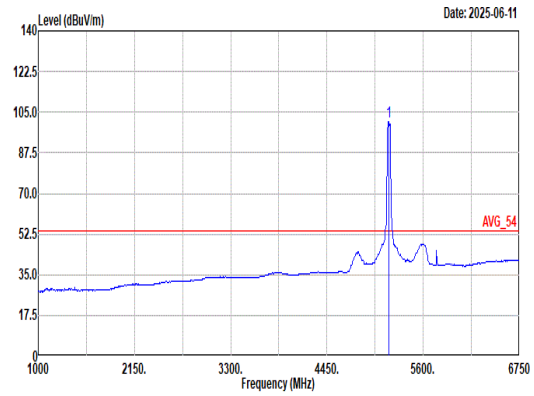 Site : 03CH15-HY Condition: AVG_54 3m 9120D-02294_240620 HORIZONTAL : RBW:1000.000kHz VBW:0.560kHz SWT:Auto Freq Level Limit Line Margin Read Level Ant Factor Cable Loss Preamp Factor Aux Factor APos TPos Remark MHz dBuV/m dBuV/m dB dBuV dB/m dB dB dB cm deg 1 5190.00 100.82 ------ ------ 96.18 33.04 8.44 36.84 0.00 100 96 AVERAGE

Mode	11	
	Band Edge - R	
	U-NII-1_5.15-5.25_802.11ax HE40_CH38_Full RU_5190MHz	
ANT	1+2	
Pol.	Horizontal	Fundamental
Peak	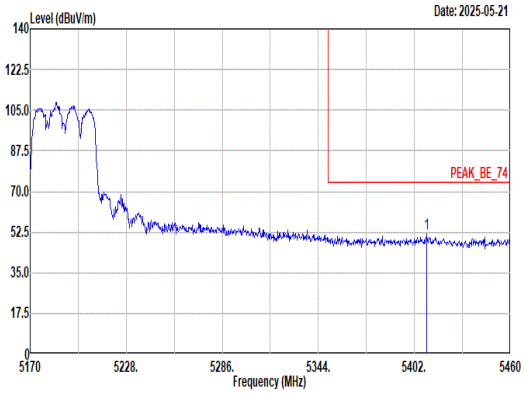 Site : 03CH15-HY Condition: PEAK_BE_74 3m 9120D-02294_240620 HORIZONTAL : RBW:1000.000kHz VBW:3000.000kHz SWT:Auto Freq Level Limit Line Margin Read Level Ant Factor Cable Loss Preamp Factor Aux Factor APos TPos Remark MHz dBuV/m dBuV/m dB dBuV dB/m dB dB dB cm deg 1 5409.54 51.60 74.00 -22.40 47.02 32.80 8.61 36.83 0.00 100 96 PEAK	Blank
Avg	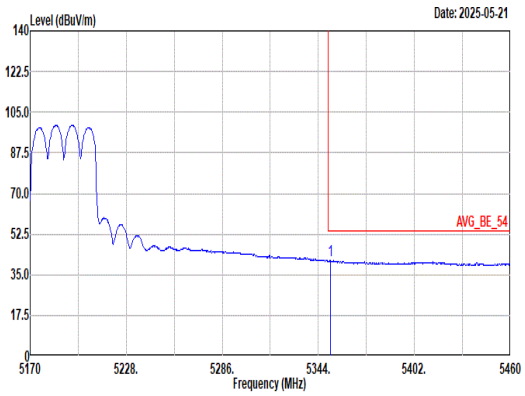 Site : 03CH15-HY Condition: AVG_BE_54 3m 9120D-02294_240620 HORIZONTAL : RBW:1000.000kHz VBW:0.560kHz SWT:Auto Freq Level Limit Line Margin Read Level Ant Factor Cable Loss Preamp Factor Aux Factor APos TPos Remark MHz dBuV/m dBuV/m dB dBuV dB/m dB dB dB cm deg 1 5351.25 41.05 54.00 -12.95 36.41 32.90 8.57 36.83 0.00 100 96 AVERAGE	Blank

Mode	11	
	Band Edge - L	
	U-NII-1_5.15-5.25_802.11ax HE40_CH38_Full RU_5190MHz	
ANT	1+2	
Pol.	Vertical	Fundamental
Peak	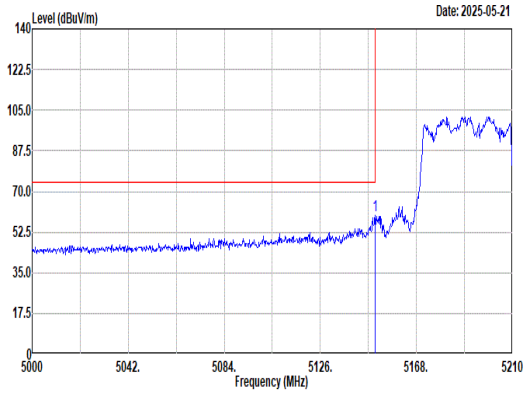 Site : 03CH15-HY Condition: PEAK_BE_74 3m 9120D-02294_240620 VERTICAL : RBW:1000.000kHz VBW:3000.000kHz SWT:Auto Freq Level Limit Line Margin Read Level Ant Factor Cable Loss Preamp Factor Aux Factor APos TPos Remark MHz dBuV/m dBuV/m dB dBuV dB/m dB dB dB cm deg 1 5149.94 59.55 74.00 -14.45 54.79 33.20 8.41 36.85 0.00 100 171 PEAK	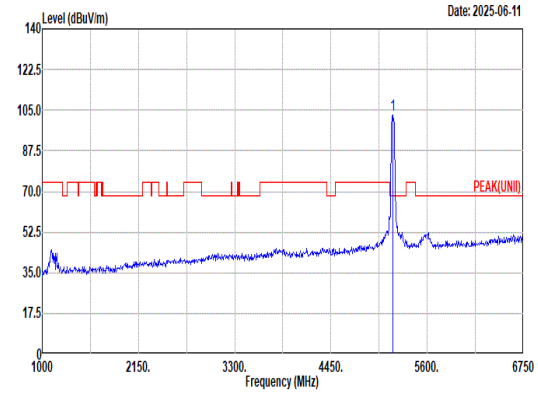 Site : 03CH15-HY Condition: PEAK(UNII) 3m 9120D-02294_240620 VERTICAL : RBW:1000.000kHz VBW:3000.000kHz SWT:Auto Freq Level Limit Line Margin Read Level Ant Factor Cable Loss Preamp Factor Aux Factor APos TPos Remark MHz dBuV/m dBuV/m dB dBuV dB/m dB dB dB cm deg 1 5190.00 102.83 ------ ------ 98.19 33.04 8.44 36.84 0.00 100 171 PEAK
Avg	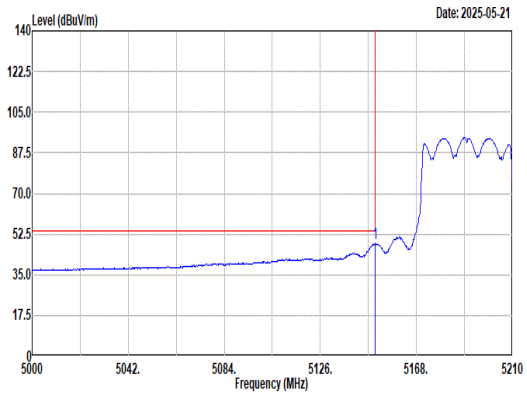 Site : 03CH15-HY Condition: AVG_BE_54 3m 9120D-02294_240620 VERTICAL : RBW:1000.000kHz VBW:0.560kHz SWT:Auto Freq Level Limit Line Margin Read Level Ant Factor Cable Loss Preamp Factor Aux Factor APos TPos Remark MHz dBuV/m dBuV/m dB dBuV dB/m dB dB dB cm deg 1 5149.94 48.41 54.00 -5.59 43.65 33.20 8.41 36.85 0.00 100 171 AVERAGE	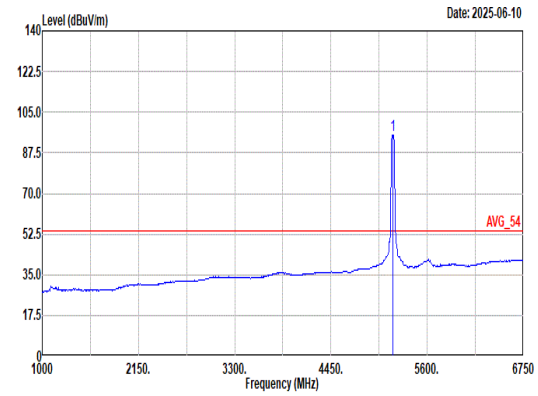 Site : 03CH15-HY Condition: AVG_54 3m 9120D-02294_240620 VERTICAL : RBW:1000.000kHz VBW:0.560kHz SWT:Auto Freq Level Limit Line Margin Read Level Ant Factor Cable Loss Preamp Factor Aux Factor APos TPos Remark MHz dBuV/m dBuV/m dB dBuV dB/m dB dB dB cm deg 1 5190.00 95.24 ------ ------ 90.60 33.04 8.44 36.84 0.00 100 171 AVERAGE

Mode	11	
	Band Edge - R	
	U-NII-1_5.15-5.25_802.11ax HE40_CH38_Full RU_5190MHz	
ANT	1+2	
Pol.	Vertical	Fundamental
Peak	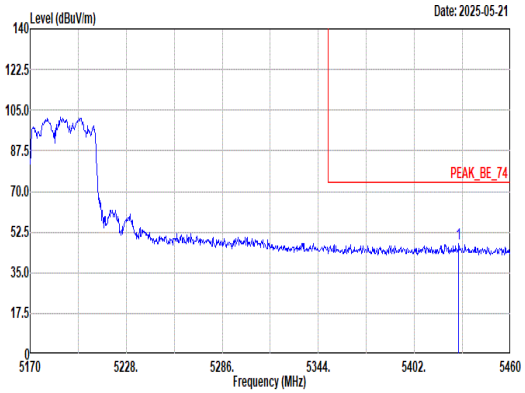 Site : 03CH15-HY Condition: PEAK_BE_74 3m 9120D-02294_240620 VERTICAL : RBW:1000.000kHz VBW:3000.000kHz SWT:Auto Freq Level Limit Line Margin Read Level Ant Factor Cable Loss Preamp Factor Aux Factor APos TPos Remark MHz dBuV/m dBuV/m dB dBuV dB/m dB dB dB cm deg 1 5428.68 47.57 74.00 -26.43 42.99 32.80 8.61 36.83 0.00 100 171 PEAK	Blank
Avg	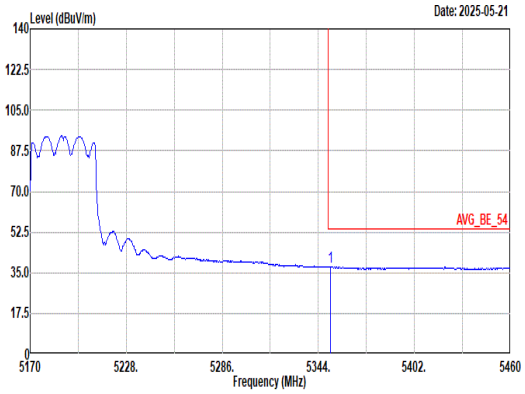 Site : 03CH15-HY Condition: AVG_BE_54 3m 9120D-02294_240620 VERTICAL : RBW:1000.000kHz VBW:0.560kHz SWT:Auto Freq Level Limit Line Margin Read Level Ant Factor Cable Loss Preamp Factor Aux Factor APos TPos Remark MHz dBuV/m dBuV/m dB dBuV dB/m dB dB dB cm deg 1 5351.54 37.68 54.00 -16.32 33.04 32.90 8.57 36.83 0.00 100 171 AVERAGE	Blank

Mode	11	
	Harmonic	
	U-NII-1_5.15-5.25_802.11ax HE40_CH38_Full RU_5190MHz	
ANT	1+2	
Pol.	Horizontal	Vertical
Peak Avg	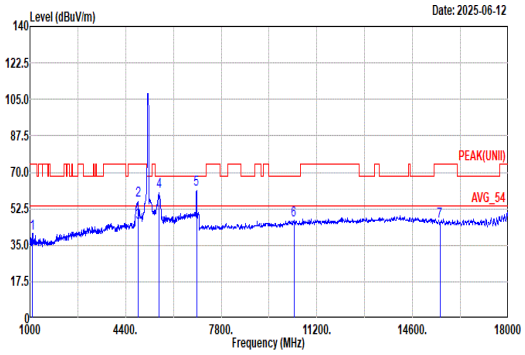 Site : 03CH15-HY Condition: PEAK(UNII) 3m 9120D-02294_240620 HORIZONTAL 1 1072.00 40.81 74.00 -33.19 49.18 25.03 3.80 37.20 0.00 100 82 PEAK 2 4840.00 56.43 74.00 -17.57 52.65 32.48 8.18 36.88 0.00 100 87 PEAK 3 4840.00 45.86 54.00 -8.14 42.08 32.48 8.18 36.88 0.00 100 87 Average 4 5596.00 60.94 68.20 -7.26 56.12 33.00 8.63 36.81 0.00 100 90 PEAK 5 6918.75 61.97 68.20 -6.23 74.13 35.80 9.65 58.68 1.07 300 51 PEAK 6 10380.00 46.77 68.20 -21.43 53.45 38.60 11.95 58.11 0.88 -- -- PEAK 7 15570.00 46.69 74.00 -27.31 50.52 38.03 15.04 57.80 0.90 -- -- PEAK	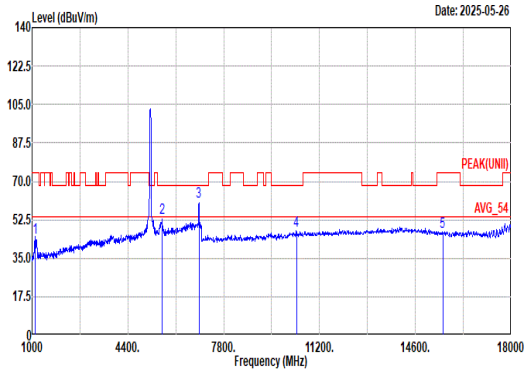 Site : 03CH15-HY Condition: PEAK(UNII) 3m 9120D-02294_240620 VERTICAL 1 1108.00 44.64 74.00 -29.36 52.67 25.30 3.86 37.19 0.00 100 169 PEAK 2 5614.00 53.24 68.20 -14.96 48.32 33.08 8.65 36.81 0.00 100 178 PEAK 3 6918.75 60.64 68.20 -7.56 72.80 35.80 9.65 58.68 1.07 100 18 PEAK 4 10380.00 47.36 68.20 -20.84 54.04 38.60 11.95 58.11 0.88 -- -- PEAK 5 15570.00 46.98 74.00 -27.02 50.81 38.03 15.04 57.80 0.90 -- -- PEAK

Mode	11	
	Harmonic	
	U-NII-1_5.15-5.25_802.11ax HE40_CH38_Full RU_5190MHz	
ANT	1+2	
Pol.	Horizontal	Vertical
14.47G ~14.5G Avg	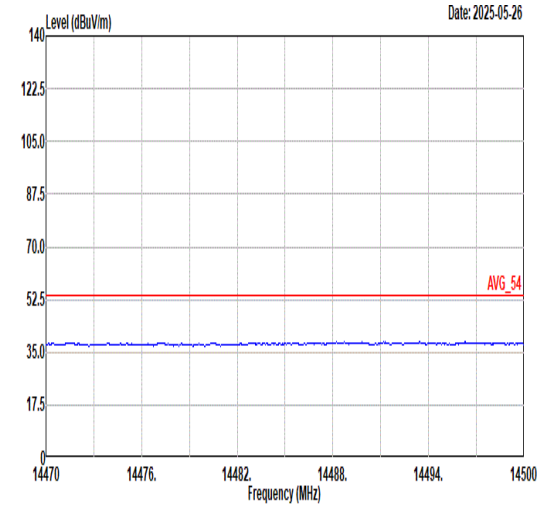 Site : 03CH15-HY Condition: AVG_54 3m 9120D-02294_240620 HORIZONTAL	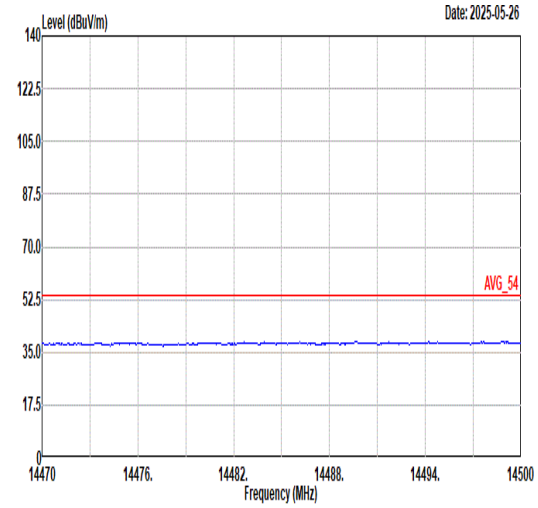 Site : 03CH15-HY Condition: AVG_54 3m 9120D-02294_240620 VERTICAL
17.7G ~18G Avg	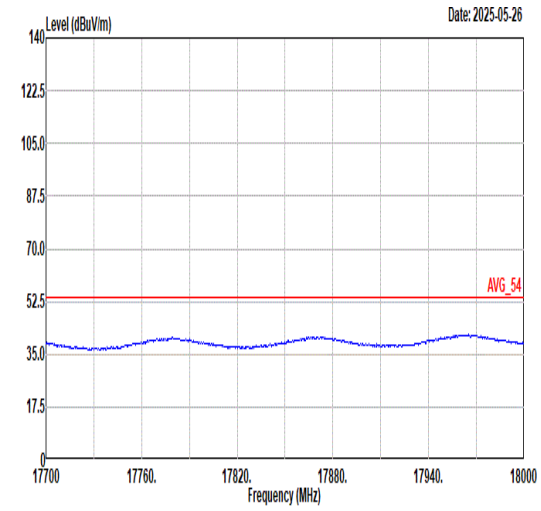 Site : 03CH15-HY Condition: AVG_54 3m 9120D-02294_240620 HORIZONTAL	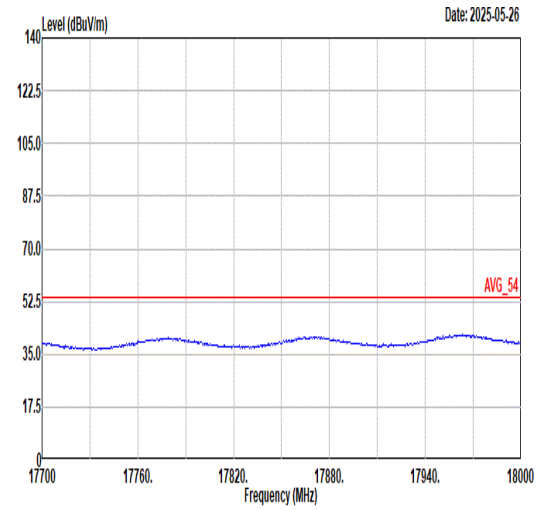 Site : 03CH15-HY Condition: AVG_54 3m 9120D-02294_240620 VERTICAL

Mode	12	
	Band Edge - L	
	U-NII-1_5.15-5.25_802.11ax HE40_CH38_Partial_242/61RU _5190MHz	
ANT	1+2	
Pol.	Horizontal	Fundamental
Peak	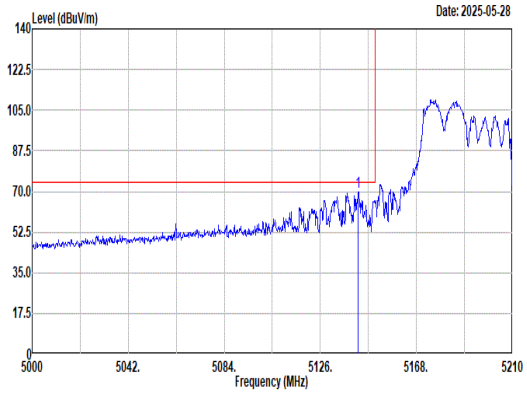 Site : 03CH15-HY Condition: PEAK_BE_74 3m 9120D-02294_240620 HORIZONTAL : RBW:1000.000kHz VBW:3000.000kHz SWT:Auto Freq Level Limit Line Margin Read Level Ant Factor Cable Loss Preamp Factor Aux Factor APos TPos Remark MHz dBuV/m dBuV/m dB dBuV dB/m dB dB dB cm deg 1 5142.59 69.60 74.00 -4.40 64.87 33.17 8.41 36.85 0.00 384 94 PEAK	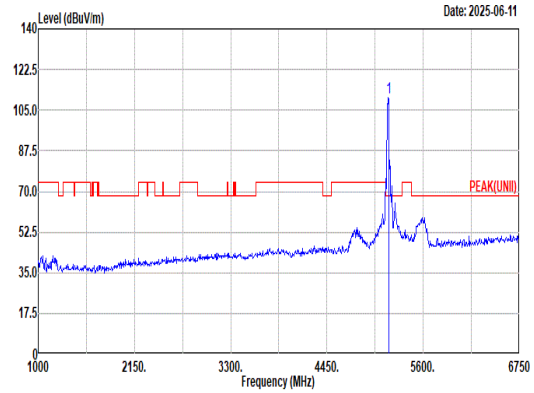 Site : 03CH15-HY Condition: PEAK(UNII) 3m 9120D-02294_240620 HORIZONTAL : RBW:1000.000kHz VBW:3000.000kHz SWT:Auto Freq Level Limit Line Margin Read Level Ant Factor Cable Loss Preamp Factor Aux Factor APos TPos Remark MHz dBuV/m dBuV/m dB dBuV dB/m dB dB dB cm deg 1 5190.00 110.23 ------ ------ 105.59 33.04 8.44 36.84 0.00 384 94 PEAK
Avg	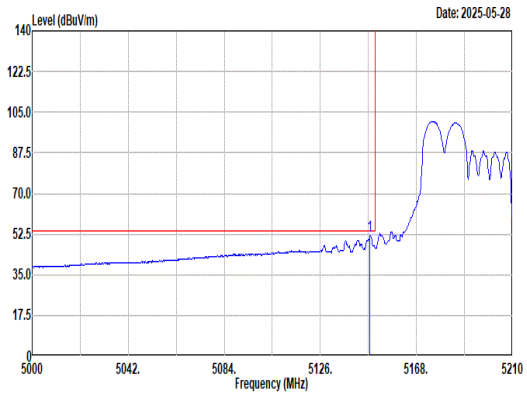 Site : 03CH15-HY Condition: AVG_BE_54 3m 9120D-02294_240620 HORIZONTAL : RBW:1000.000kHz VBW:8.620kHz SWT:Auto Freq Level Limit Line Margin Read Level Ant Factor Cable Loss Preamp Factor Aux Factor APos TPos Remark MHz dBuV/m dBuV/m dB dBuV dB/m dB dB dB cm deg 1 5147.63 51.96 54.00 -2.04 47.21 33.19 8.41 36.85 0.00 384 94 AVERAGE	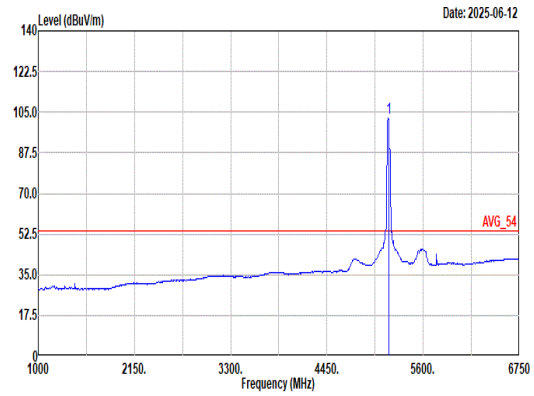 Site : 03CH15-HY Condition: AVG_54 3m 9120D-02294_240620 HORIZONTAL : RBW:1000.000kHz VBW:8.620kHz SWT:Auto Freq Level Limit Line Margin Read Level Ant Factor Cable Loss Preamp Factor Aux Factor APos TPos Remark MHz dBuV/m dBuV/m dB dBuV dB/m dB dB dB cm deg 1 5190.00 102.64 ------ ------ 98.00 33.04 8.44 36.84 0.00 384 94 AVERAGE

Mode	12	
	Band Edge - R	
	U-NII-1_5.15-5.25_802.11ax HE40_CH38_Partial_242/61RU _5190MHz	
ANT	1+2	
Pol.	Horizontal	Fundamental
Peak	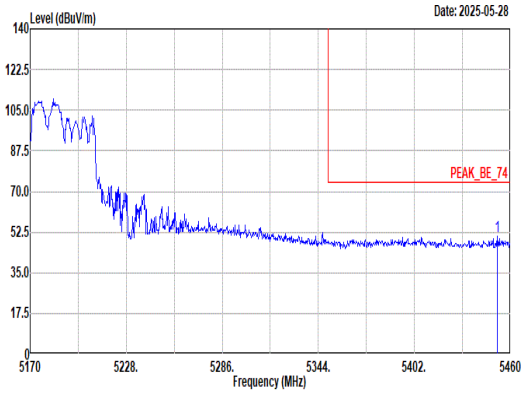 Site : 03CH15-HY Condition: PEAK_BE_74 3m 9120D-02294_240620 HORIZONTAL : RBW:1000.000kHz VBW:3000.000kHz SWT:Auto Limit Read Ant Cable Preamp Aux APos TPos Freq Level Line Margin Level Factor Loss Factor Factor Remark MHz dBuV/m dBuV/m dB dBuV dB/m dB dB dB cm deg 1 5451.88 50.74 74.00 -23.26 46.14 32.80 8.62 36.82 0.00 384 94 PEAK	Blank
Avg	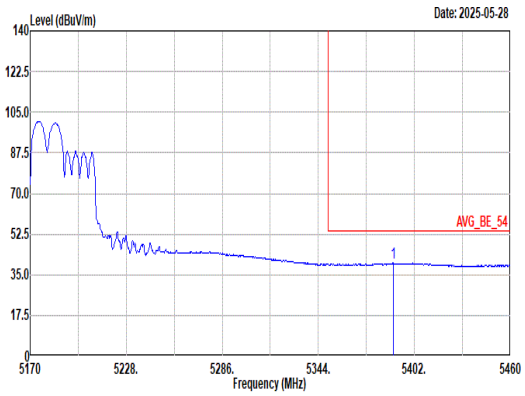 Site : 03CH15-HY Condition: AVG_BE_54 3m 9120D-02294_240620 HORIZONTAL : RBW:1000.000kHz VBW:8.620kHz SWT:Auto Limit Read Ant Cable Preamp Aux APos TPos Freq Level Line Margin Level Factor Loss Factor Factor Remark MHz dBuV/m dBuV/m dB dBuV dB/m dB dB dB cm deg 1 5389.24 40.12 54.00 -13.88 35.53 32.82 8.60 36.83 0.00 384 94 AVERAGE	Blank

Mode	12	
	Band Edge - L	
	U-NII-1_5.15-5.25_802.11ax HE40_CH38_Partial_242/61RU _5190MHz	
ANT	1+2	
Pol.	Vertical	Fundamental
Peak	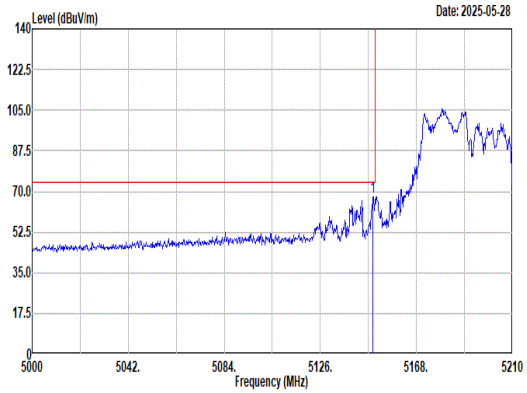 Site : 03CH15-HY Condition: PEAK_BE_74 3m 9120D-02294_240620 VERTICAL : RBW:1000.000kHz VBW:3000.000kHz SWT:Auto Freq Level Limit Line Margin Read Level Ant Factor Cable Loss Preamp Factor Aux Factor APos TPos Remark MHz dBuV/m dBuV/m dB dBuV dB/m dB dB dB cm deg 1 5149.10 67.50 74.00 -6.50 62.74 33.20 8.41 36.85 0.00 319 187 PEAK	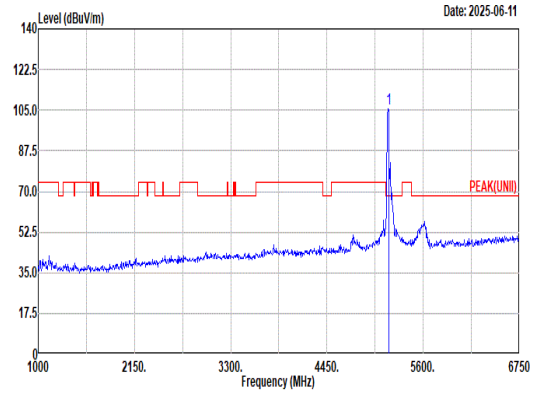 Site : 03CH15-HY Condition: PEAK(UNII) 3m 9120D-02294_240620 VERTICAL : RBW:1000.000kHz VBW:3000.000kHz SWT:Auto Freq Level Limit Line Margin Read Level Ant Factor Cable Loss Preamp Factor Aux Factor APos TPos Remark MHz dBuV/m dBuV/m dB dBuV dB/m dB dB dB cm deg 1 5190.00 105.51 ------ ------ 100.87 33.04 8.44 36.84 0.00 319 187 PEAK
Avg	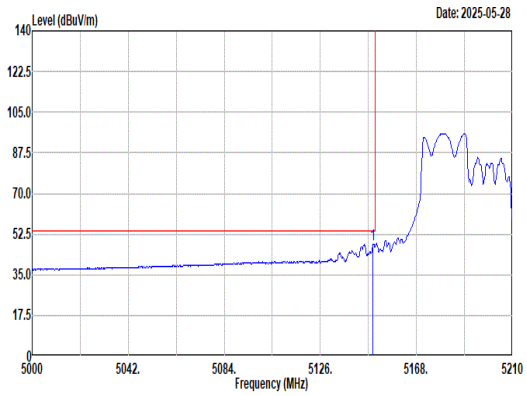 Site : 03CH15-HY Condition: AVG_BE_54 3m 9120D-02294_240620 VERTICAL : RBW:1000.000kHz VBW:8.620kHz SWT:Auto Freq Level Limit Line Margin Read Level Ant Factor Cable Loss Preamp Factor Aux Factor APos TPos Remark MHz dBuV/m dBuV/m dB dBuV dB/m dB dB dB cm deg 1 5149.10 47.96 54.00 -6.04 43.20 33.20 8.41 36.85 0.00 319 187 AVERAGE	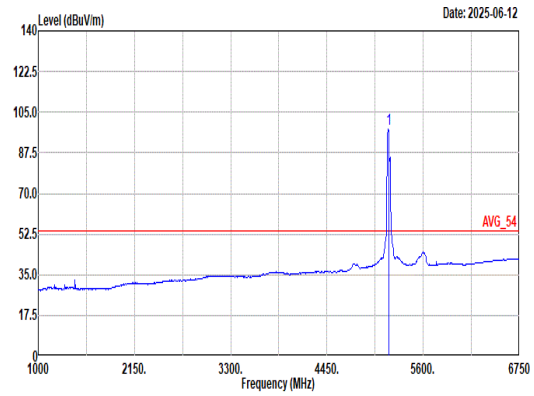 Site : 03CH15-HY Condition: AVG_54 3m 9120D-02294_240620 VERTICAL : RBW:1000.000kHz VBW:8.620kHz SWT:Auto Freq Level Limit Line Margin Read Level Ant Factor Cable Loss Preamp Factor Aux Factor APos TPos Remark MHz dBuV/m dBuV/m dB dBuV dB/m dB dB dB cm deg 1 5190.00 97.63 ------ ------ 92.99 33.04 8.44 36.84 0.00 319 187 AVERAGE

Mode	12	
	Band Edge - R	
	U-NII-1_5.15-5.25_802.11ax HE40_CH38_Partial_242/61RU _5190MHz	
ANT	1+2	
Pol.	Vertical	Fundamental
Peak	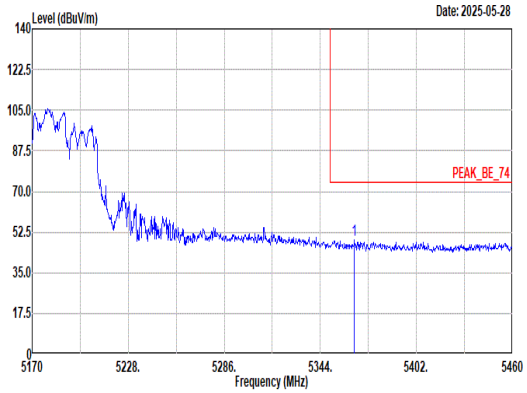 Site : 03CH15-HY Condition: PEAK_BE_74 3m 9120D-02294_240620 VERTICAL : RBW:1000.000kHz VBW:3000.000kHz SWT:Auto Freq Level Limit Line Margin Read Level Ant Factor Cable Loss Preamp Factor Aux Factor APos TPos Remark MHz dBuV/m dBuV/m dB dBuV dB/m dB dB dB cm deg 1 5364.59 48.92 74.00 -25.08 44.30 32.87 8.58 36.83 0.00 319 187 PEAK	Blank
Avg	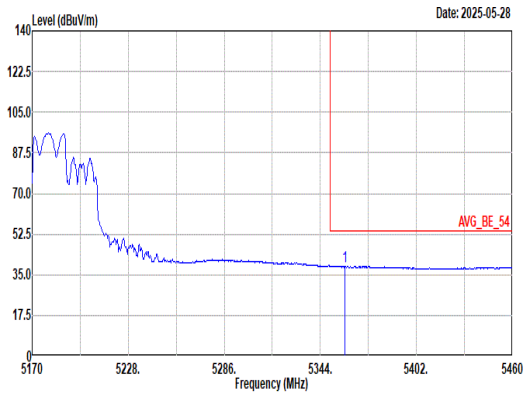 Site : 03CH15-HY Condition: AVG_BE_54 3m 9120D-02294_240620 VERTICAL : RBW:1000.000kHz VBW:8.620kHz SWT:Auto Freq Level Limit Line Margin Read Level Ant Factor Cable Loss Preamp Factor Aux Factor APos TPos Remark MHz dBuV/m dBuV/m dB dBuV dB/m dB dB dB cm deg 1 5358.79 38.74 54.00 -15.26 34.11 32.88 8.58 36.83 0.00 319 187 AVERAGE	Blank

Mode	13	
	Band Edge - L	
	U-NII-1_5.15-5.25_802.11ax HE40_CH46_Full RU_5230MHz	
ANT	1+2	
Pol.	Horizontal	Fundamental
Peak	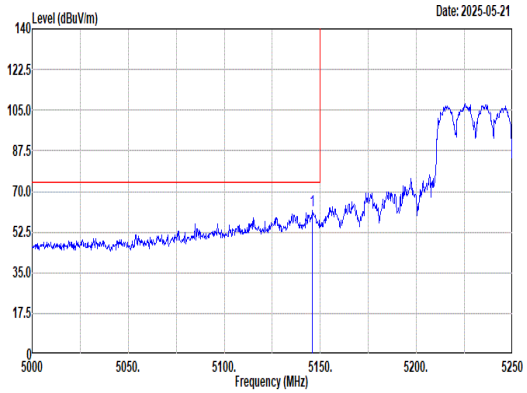 Site : 03CH15-HY Condition: PEAK_BE_74 3m 9120D-02294_240620 HORIZONTAL : RBW:1000.000kHz VBW:3000.000kHz SWT:Auto Freq Level Limit Line Margin Read Level Ant Factor Cable Loss Preamp Factor Aux Factor APos TPos Remark MHz dBuV/m dBuV/m dB dBuV dB/m dB dB dB cm deg 1 5146.00 61.67 74.00 -12.33 56.93 33.18 8.41 36.85 0.00 100 97 PEAK	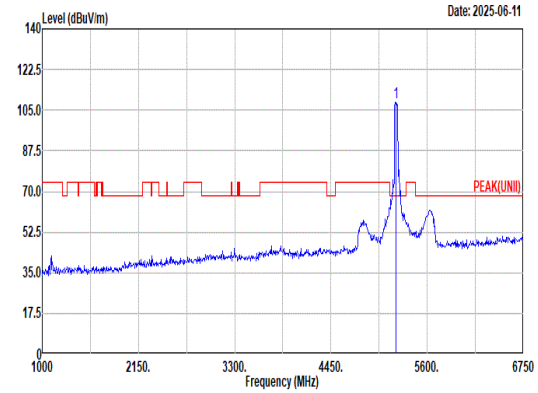 Site : 03CH15-HY Condition: PEAK(UNII) 3m 9120D-02294_240620 HORIZONTAL : RBW:1000.000kHz VBW:3000.000kHz SWT:Auto Freq Level Limit Line Margin Read Level Ant Factor Cable Loss Preamp Factor Aux Factor APos TPos Remark MHz dBuV/m dBuV/m dB dBuV dB/m dB dB dB cm deg 1 5230.00 108.41 ------ ------ 103.78 33.00 8.47 36.84 0.00 100 97 PEAK
Avg	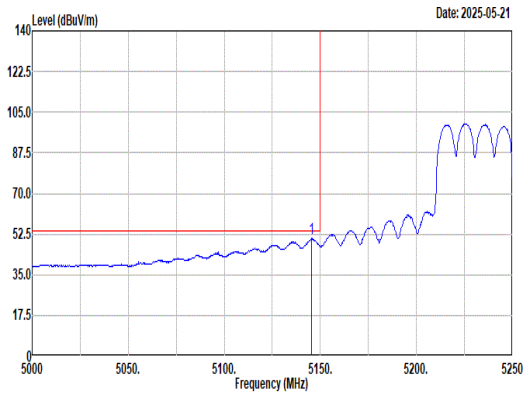 Site : 03CH15-HY Condition: AVG_BE_54 3m 9120D-02294_240620 HORIZONTAL : RBW:1000.000kHz VBW:0.560kHz SWT:Auto Freq Level Limit Line Margin Read Level Ant Factor Cable Loss Preamp Factor Aux Factor APos TPos Remark MHz dBuV/m dBuV/m dB dBuV dB/m dB dB dB cm deg 1 5145.50 50.84 54.00 -3.16 46.10 33.18 8.41 36.85 0.00 100 97 AVERAGE	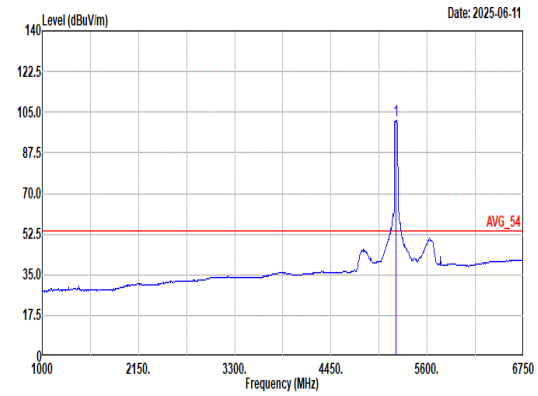 Site : 03CH15-HY Condition: AVG_54 3m 9120D-02294_240620 HORIZONTAL : RBW:1000.000kHz VBW:0.560kHz SWT:Auto Freq Level Limit Line Margin Read Level Ant Factor Cable Loss Preamp Factor Aux Factor APos TPos Remark MHz dBuV/m dBuV/m dB dBuV dB/m dB dB dB cm deg 1 5230.00 101.44 ------ ------ 96.81 33.00 8.47 36.84 0.00 100 97 AVERAGE

Mode	13	
	Band Edge - R	
	U-NII-1_5.15-5.25_802.11ax HE40_CH46_Full RU_5230MHz	
ANT	1+2	
Pol.	Horizontal	Fundamental
Peak	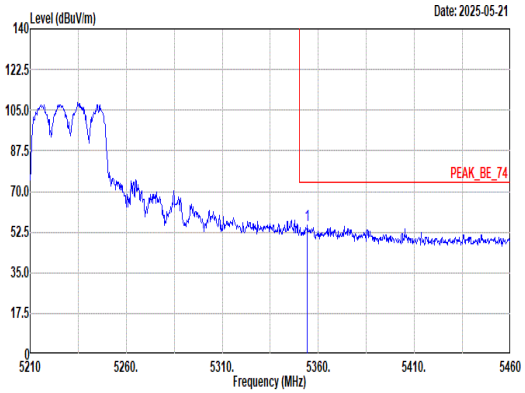 Site : 03CH15-HY Condition: PEAK_BE_74 3m 9120D-02294_240620 HORIZONTAL : RBW:1000.000kHz VBW:3000.000kHz SWT:Auto Freq Level Limit Line Margin Read Level Ant Factor Cable Loss Preamp Factor Aux Factor APos TPos Remark MHz dBuV/m dBuV/m dB dBuV dB/m dB dB dB cm deg 1 5354.25 55.28 74.00 -18.72 50.65 32.89 8.57 36.83 0.00 100 97 PEAK	Blank
Avg	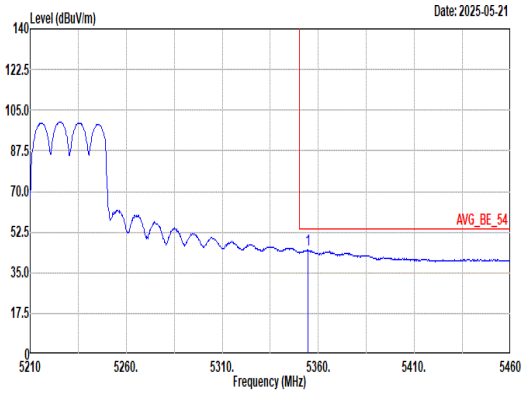 Site : 03CH15-HY Condition: AVG_BE_54 3m 9120D-02294_240620 HORIZONTAL : RBW:1000.000kHz VBW:0.560kHz SWT:Auto Freq Level Limit Line Margin Read Level Ant Factor Cable Loss Preamp Factor Aux Factor APos TPos Remark MHz dBuV/m dBuV/m dB dBuV dB/m dB dB dB cm deg 1 5354.50 44.92 54.00 -9.08 40.29 32.89 8.57 36.83 0.00 100 97 AVERAGE	Blank

Mode	13	
	Band Edge - L	
	U-NII-1_5.15-5.25_802.11ax HE40_CH46_Full RU_5230MHz	
ANT	1+2	
Pol.	Vertical	Fundamental
Peak	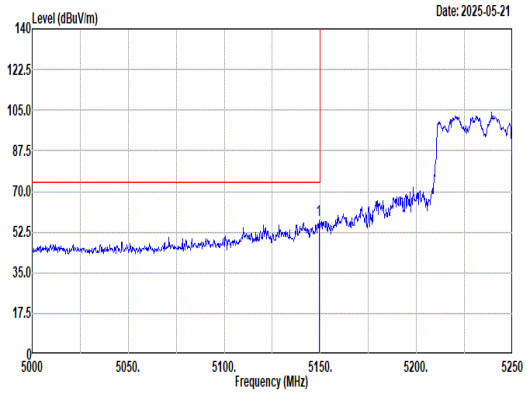 Site : 03CH15-HY Condition: PEAK_BE_74 3m 9120D-02294_240620 VERTICAL : RBW:1000.000kHz VBW:3000.000kHz SWT:Auto Freq Level Limit Line Margin Read Level Ant Factor Cable Loss Preamp Factor Aux Factor APos TPos Remark MHz dBuV/m dBuV/m dB dBuV dB/m dB dB dB cm deg 1 5149.25 57.36 74.00 -16.64 52.60 33.20 8.41 36.85 0.00 100 182 PEAK	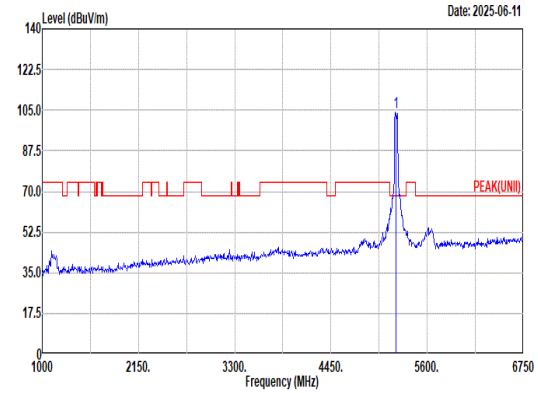 Site : 03CH15-HY Condition: PEAK(UNII) 3m 9120D-02294_240620 VERTICAL : RBW:1000.000kHz VBW:3000.000kHz SWT:Auto Freq Level Limit Line Margin Read Level Ant Factor Cable Loss Preamp Factor Aux Factor APos TPos Remark MHz dBuV/m dBuV/m dB dBuV dB/m dB dB dB cm deg 1 5230.00 103.91 ------ ------ 99.28 33.00 8.47 36.84 0.00 100 182 PEAK
Avg	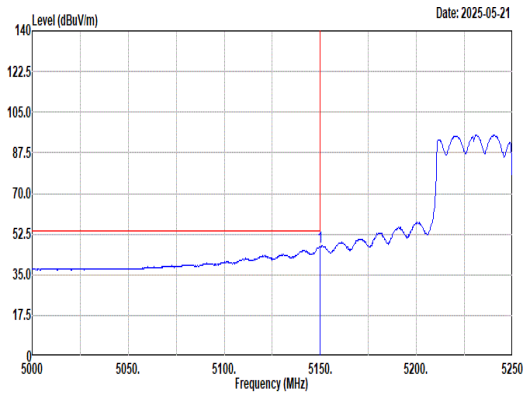 Site : 03CH15-HY Condition: AVG_BE_54 3m 9120D-02294_240620 VERTICAL : RBW:1000.000kHz VBW:0.560kHz SWT:Auto Freq Level Limit Line Margin Read Level Ant Factor Cable Loss Preamp Factor Aux Factor APos TPos Remark MHz dBuV/m dBuV/m dB dBuV dB/m dB dB dB cm deg 1 5149.75 47.17 54.00 -6.83 42.41 33.20 8.41 36.85 0.00 100 182 AVERAGE	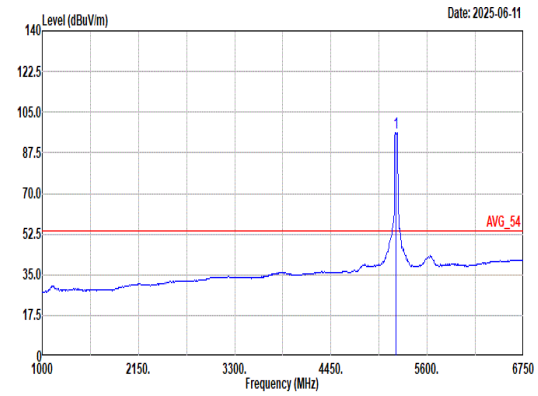 Site : 03CH15-HY Condition: AVG_54 3m 9120D-02294_240620 VERTICAL : RBW:1000.000kHz VBW:0.560kHz SWT:Auto Freq Level Limit Line Margin Read Level Ant Factor Cable Loss Preamp Factor Aux Factor APos TPos Remark MHz dBuV/m dBuV/m dB dBuV dB/m dB dB dB cm deg 1 5230.00 96.40 ------ ------ 91.77 33.00 8.47 36.84 0.00 100 182 AVERAGE

Mode	13	
	Band Edge - R	
	U-NII-1_5.15-5.25_802.11ax HE40_CH46_Full RU_5230MHz	
ANT	1+2	
Pol.	Vertical	Fundamental
Peak	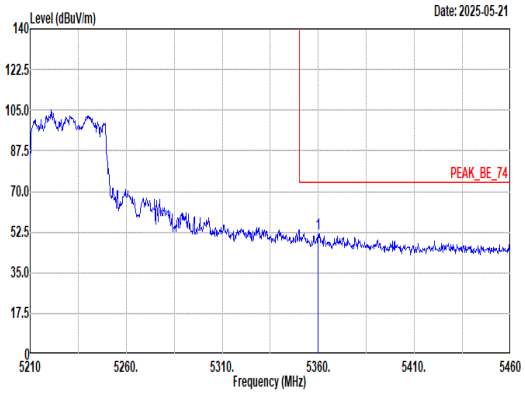 Site : 03CH15-HY Condition: PEAK_BE_74 3m 9120D-02294_240620 VERTICAL : RBW:1000.000kHz VBW:3000.000kHz SWT:Auto Freq Level Limit Line Margin Read Level Ant Factor Cable Loss Preamp Factor Aux Factor APos TPos Remark MHz dBuV/m dBuV/m dB dBuV dB/m dB dB dB cm deg 1 5359.75 51.97 74.00 -22.03 47.34 32.88 8.58 36.83 0.00 100 182 PEAK	Blank
Avg	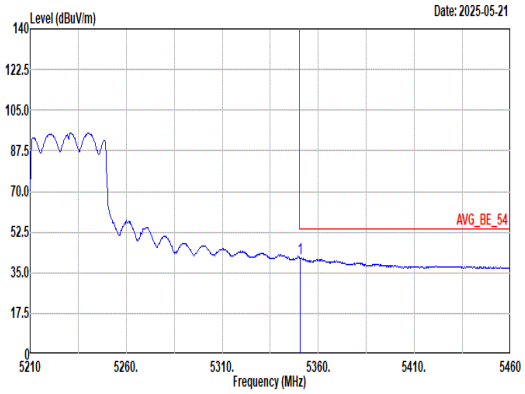 Site : 03CH15-HY Condition: AVG_BE_54 3m 9120D-02294_240620 VERTICAL : RBW:1000.000kHz VBW:0.560kHz SWT:Auto Freq Level Limit Line Margin Read Level Ant Factor Cable Loss Preamp Factor Aux Factor APos TPos Remark MHz dBuV/m dBuV/m dB dBuV dB/m dB dB dB cm deg 1 5350.50 41.37 54.00 -12.63 36.73 32.90 8.57 36.83 0.00 100 182 AVERAGE	Blank

Mode	13	
	Harmonic	
	U-NII-1_5.15-5.25_802.11ax HE40_CH46_Full RU_5230MHz	
ANT	1+2	
Pol.	Horizontal	Vertical
Peak Avg	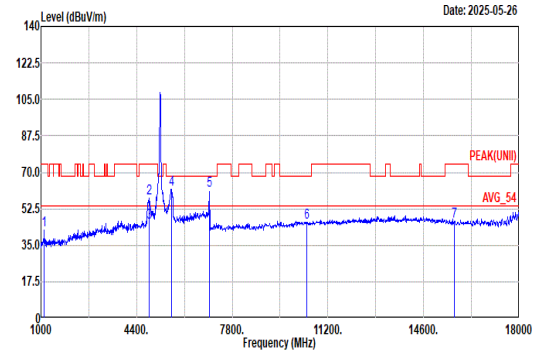 Site : 03CH15-HY Condition: PEAK(UNII) 3m 9120D-02294_240620 HORIZONTAL	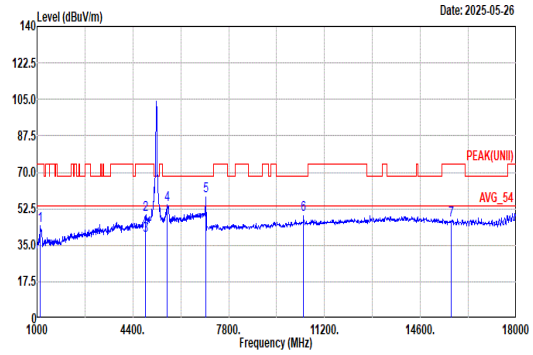 Site : 03CH15-HY Condition: PEAK(UNII) 3m 9120D-02294_240620 VERTICAL

Horizontal:

	Freq	Level	Limit Line	Margin	Read Level	Ant Factor	Cable Loss	Preamp Factor	Aux Factor	APos	TPos	Remark
	MHz	dBuV/m	dBuV/m	dB	dBuV	dB/m	dB	dB	dB	cm	deg	
1	1108.00	42.01	74.00	-31.99	50.04	25.30	3.86	37.19	0.00	102	98	PEAK
2	4840.00	57.56	74.00	-16.44	53.78	32.48	8.18	36.88	0.00	100	91	PEAK
3	4840.00	45.75	54.00	-8.25	41.97	32.48	8.18	36.88	0.00	100	91	Average
4	5638.00	62.03	68.20	-6.17	56.93	33.23	8.67	36.80	0.00	100	99	PEAK
5	6975.00	61.11	68.20	-7.09	73.25	35.85	9.68	58.70	1.03	300	54	PEAK
6	10460.00	45.93	68.20	-22.27	52.48	38.60	11.99	58.03	0.89	--	--	PEAK
7	15690.00	46.30	74.00	-27.70	50.00	38.18	15.11	57.91	0.92	--	--	PEAK

Vertical:

	Freq	Level	Limit Line	Margin	Read Level	Ant Factor	Cable Loss	Preamp Factor	Aux Factor	APos	TPos	Remark
	MHz	dBuV/m	dBuV/m	dB	dBuV	dB/m	dB	dB	dB	cm	deg	
1	1108.00	44.55	74.00	-29.45	52.58	25.30	3.86	37.19	0.00	103	179	PEAK
2	4858.00	49.53	74.00	-24.47	45.67	32.53	8.20	36.87	0.00	100	184	PEAK
3	4858.00	39.49	54.00	-14.51	35.63	32.53	8.20	36.87	0.00	100	184	Average
4	5614.00	54.19	68.20	-14.01	49.27	33.08	8.65	36.81	0.00	100	187	PEAK
5	6975.00	58.88	68.20	-9.32	71.02	35.85	9.68	58.70	1.03	100	26	PEAK
6	10460.00	49.43	68.20	-18.77	55.98	38.60	11.99	58.03	0.89	300	357	PEAK
7	15690.00	46.80	74.00	-27.20	50.50	38.18	15.11	57.91	0.92	--	--	PEAK

Mode	13	
	Harmonic	
	U-NII-1_5.15-5.25_802.11ax HE40_CH46_Full RU_5230MHz	
ANT	1+2	
Pol.	Horizontal	Vertical
14.47G ~14.5G Avg	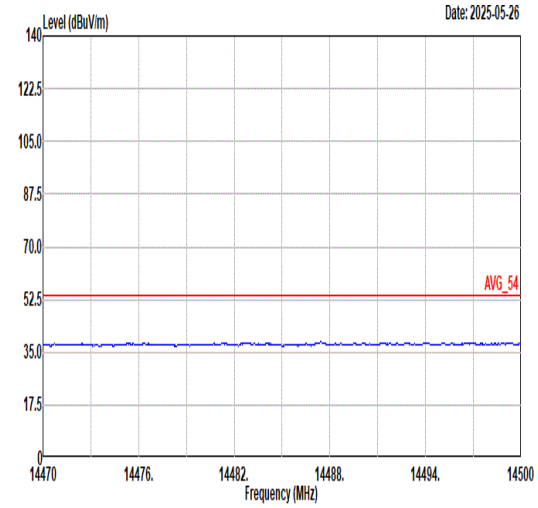 Site : 03CH15-HY Condition: AVG_54 3m 9120D-02294_240620 HORIZONTAL	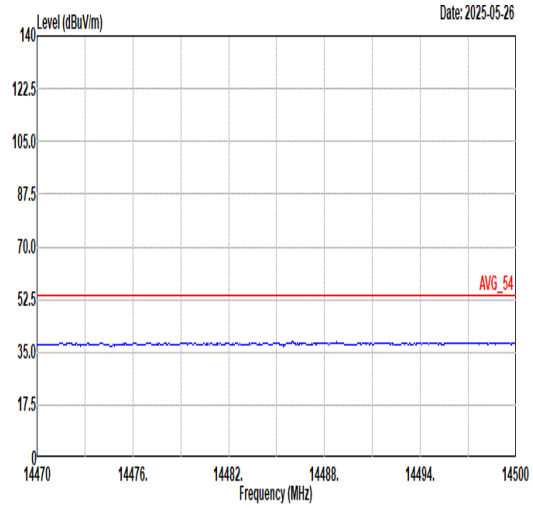 Site : 03CH15-HY Condition: AVG_54 3m 9120D-02294_240620 VERTICAL
17.7G ~18G Avg	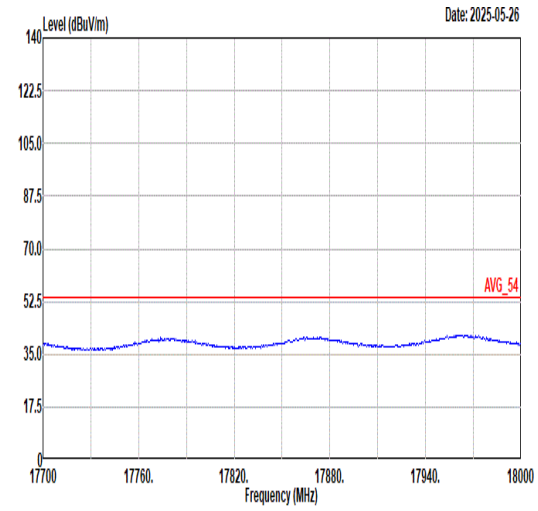 Site : 03CH15-HY Condition: AVG_54 3m 9120D-02294_240620 HORIZONTAL	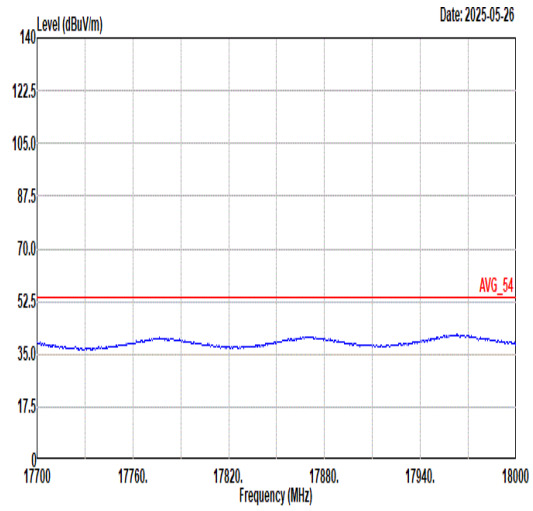 Site : 03CH15-HY Condition: AVG_54 3m 9120D-02294_240620 VERTICAL

Mode	14	
	Band Edge - L	
	U-NII-1_5.15-5.25_802.11ax HE80_CH42_Full RU_5210MHz	
ANT	1+2	
Pol.	Horizontal	Fundamental
Peak	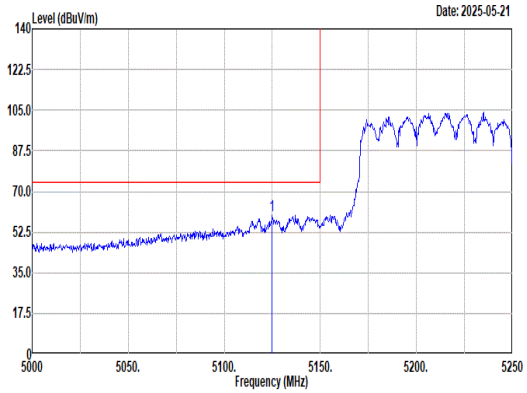 Site : 03CH15-HY Condition: PEAK_BE_74 3m 9120D-02294_240620 HORIZONTAL : RBW:1000.000kHz VBW:3000.000kHz SWT:Auto Freq Level Limit Line Margin Read Level Ant Factor Cable Loss Preamp Factor Aux Factor APos TPos Remark MHz dBuV/m dBuV/m dB dBuV dB/m dB dB dB cm deg 1 5125.00 59.58 74.00 -14.42 54.93 33.10 8.40 36.85 0.00 400 95 PEAK	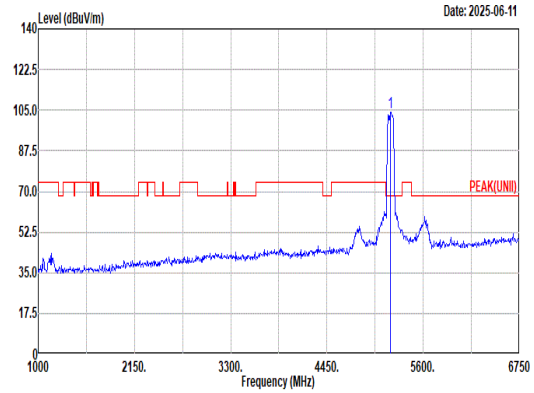 Site : 03CH15-HY Condition: PEAK(UNII) 3m 9120D-02294_240620 HORIZONTAL : RBW:1000.000kHz VBW:3000.000kHz SWT:Auto Freq Level Limit Line Margin Read Level Ant Factor Cable Loss Preamp Factor Aux Factor APos TPos Remark MHz dBuV/m dBuV/m dB dBuV dB/m dB dB dB cm deg 1 5210.00 103.98 ------ ------ 99.36 33.00 8.46 36.84 0.00 400 95 PEAK
Avg	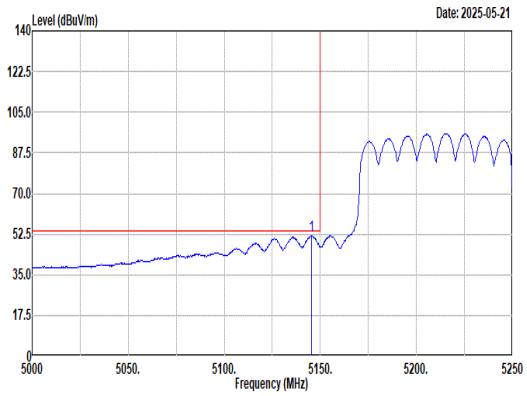 Site : 03CH15-HY Condition: AVG_BE_54 3m 9120D-02294_240620 HORIZONTAL : RBW:1000.000kHz VBW:1.100kHz SWT:Auto Freq Level Limit Line Margin Read Level Ant Factor Cable Loss Preamp Factor Aux Factor APos TPos Remark MHz dBuV/m dBuV/m dB dBuV dB/m dB dB dB cm deg 1 5145.50 51.79 54.00 -2.21 47.05 33.18 8.41 36.85 0.00 400 95 AVERAGE	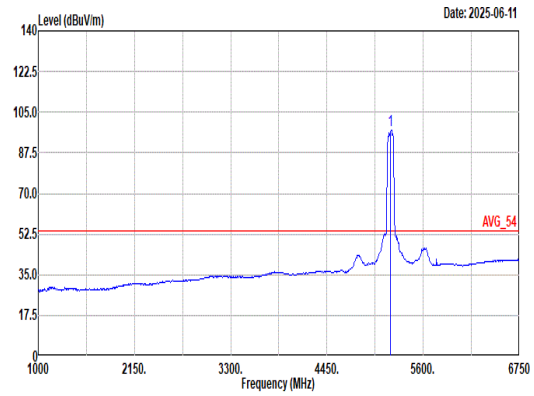 Site : 03CH15-HY Condition: AVG_54 3m 9120D-02294_240620 HORIZONTAL : RBW:1000.000kHz VBW:1.100kHz SWT:Auto Freq Level Limit Line Margin Read Level Ant Factor Cable Loss Preamp Factor Aux Factor APos TPos Remark MHz dBuV/m dBuV/m dB dBuV dB/m dB dB dB cm deg 1 5210.00 97.17 ------ ------ 92.55 33.00 8.46 36.84 0.00 400 95 AVERAGE

Mode	14	
	Band Edge - R	
	U-NII-1_5.15-5.25_802.11ax HE80_CH42_Full RU_5210MHz	
ANT	1+2	
Pol.	Horizontal	Fundamental
Peak	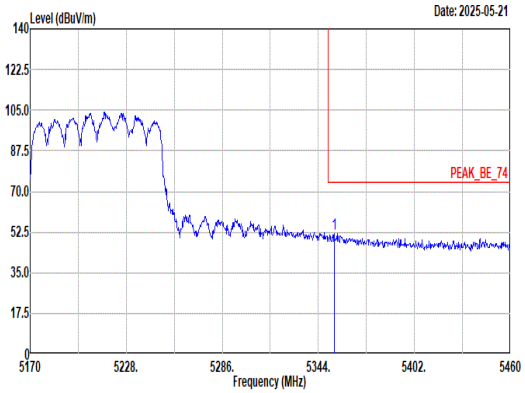 Site : 03CH15-HY Condition: PEAK_BE_74 3m 9120D-02294_240620 HORIZONTAL : RBW:1000.000kHz VBW:3000.000kHz SWT:Auto Freq Level Limit Line Margin Read Level Ant Factor Cable Loss Preamp Factor Aux Factor APos TPos Remark MHz dBuV/m dBuV/m dB dBuV dB/m dB dB dB cm deg 1 5353.57 51.94 74.00 -22.06 47.31 32.89 8.57 36.83 0.00 400 95 PEAK	Blank
Avg	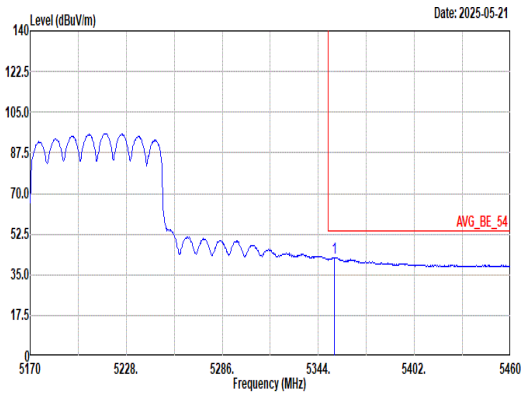 Site : 03CH15-HY Condition: AVG_BE_54 3m 9120D-02294_240620 HORIZONTAL : RBW:1000.000kHz VBW:1.100kHz SWT:Auto Freq Level Limit Line Margin Read Level Ant Factor Cable Loss Preamp Factor Aux Factor APos TPos Remark MHz dBuV/m dBuV/m dB dBuV dB/m dB dB dB cm deg 1 5353.57 42.45 54.00 -11.55 37.82 32.89 8.57 36.83 0.00 400 95 AVERAGE	Blank

Mode	14	
	Band Edge - L	
	U-NII-1_5.15-5.25_802.11ax HE80_CH42_Full RU_5210MHz	
ANT	1+2	
Pol.	Vertical	Fundamental
Peak	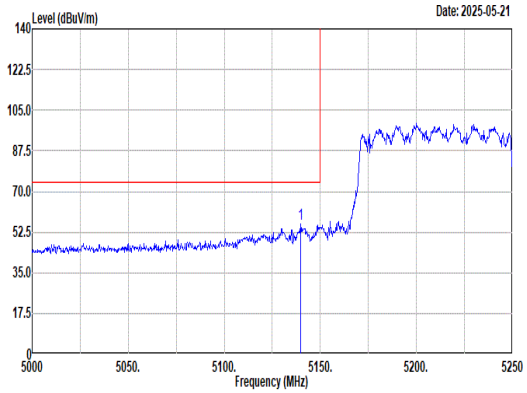 Site : 03CH15-HY Condition: PEAK_BE_74 3m 9120D-02294_240620 VERTICAL : RBW:1000.000kHz VBW:3000.000kHz SWT:Auto Freq Level Limit Line Margin Read Level Ant Factor Cable Loss Preamp Factor Aux Factor APos TPos Remark MHz dBuV/m dBuV/m dB dBuV dB/m dB dB dB cm deg 1 5139.75 55.98 74.00 -18.02 51.26 33.16 8.41 36.85 0.00 100 177 PEAK	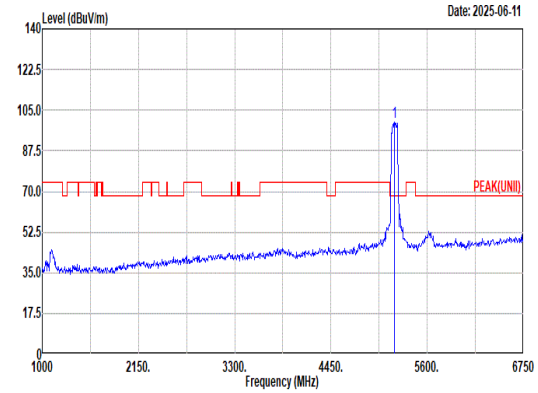 Site : 03CH15-HY Condition: PEAK(UNII) 3m 9120D-02294_240620 VERTICAL : RBW:1000.000kHz VBW:3000.000kHz SWT:Auto Freq Level Limit Line Margin Read Level Ant Factor Cable Loss Preamp Factor Aux Factor APos TPos Remark MHz dBuV/m dBuV/m dB dBuV dB/m dB dB dB cm deg 1 5210.00 99.82 ------ ------ 95.20 33.00 8.46 36.84 0.00 100 177 PEAK
Avg	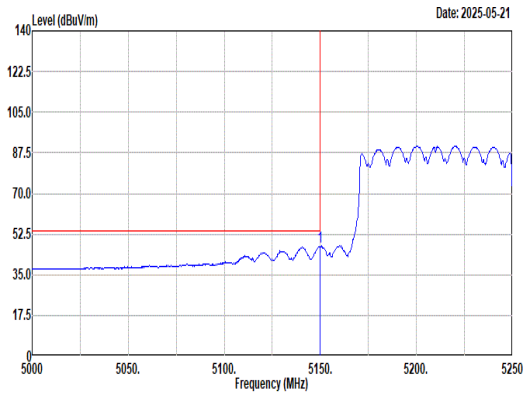 Site : 03CH15-HY Condition: AVG_BE_54 3m 9120D-02294_240620 VERTICAL : RBW:1000.000kHz VBW:1.100kHz SWT:Auto Freq Level Limit Line Margin Read Level Ant Factor Cable Loss Preamp Factor Aux Factor APos TPos Remark MHz dBuV/m dBuV/m dB dBuV dB/m dB dB dB cm deg 1 5150.00 47.22 54.00 -6.78 42.46 33.20 8.41 36.85 0.00 100 177 AVERAGE	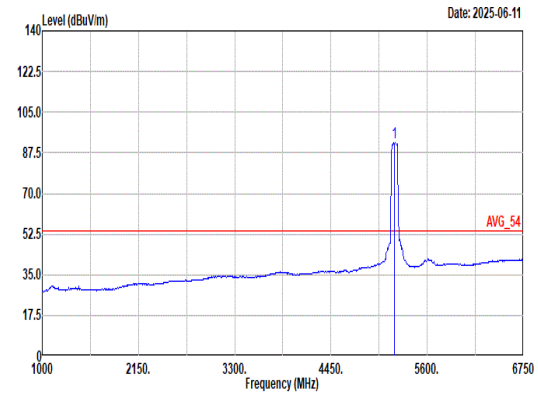 Site : 03CH15-HY Condition: AVG_54 3m 9120D-02294_240620 VERTICAL : RBW:1000.000kHz VBW:1.100kHz SWT:Auto Freq Level Limit Line Margin Read Level Ant Factor Cable Loss Preamp Factor Aux Factor APos TPos Remark MHz dBuV/m dBuV/m dB dBuV dB/m dB dB dB cm deg 1 5210.00 91.93 ------ ------ 87.32 33.00 8.45 36.84 0.00 100 177 AVERAGE

Mode	14	
	Band Edge - R	
	U-NII-1_5.15-5.25_802.11ax HE80_CH42_Full RU_5210MHz	
ANT	1+2	
Pol.	Vertical	Fundamental
Peak	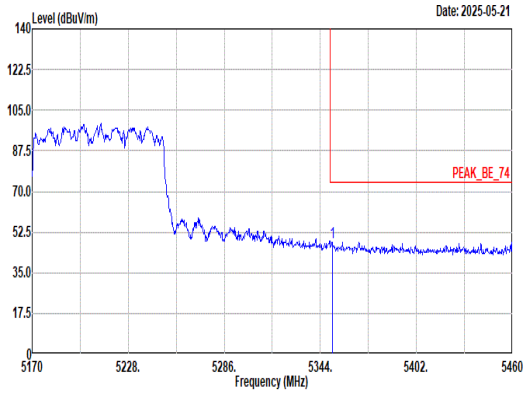 Site : 03CH15-HY Condition: PEAK_BE_74 3m 9120D-02294_240620 VERTICAL : RBW:1000.000kHz VBW:3000.000kHz SWT:Auto Limit Read Ant Cable Preamp Aux APos TPos Freq Level Line Margin Level Factor Loss Factor Factor Remark MHz dBuV/m dBuV/m dB dBuV dB/m dB dB dB cm deg 1 5351.25 48.32 74.00 -25.68 43.68 32.90 8.57 36.83 0.00 100 177 PEAK	Blank
Avg	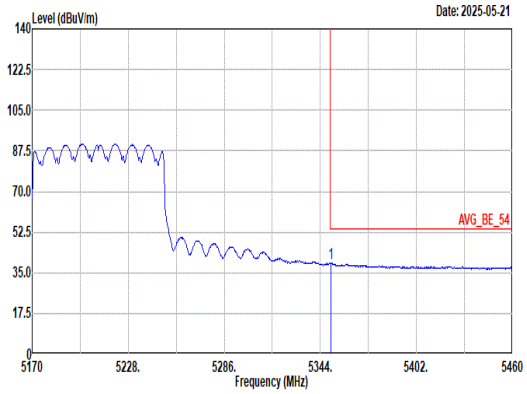 Site : 03CH15-HY Condition: AVG_BE_54 3m 9120D-02294_240620 VERTICAL : RBW:1000.000kHz VBW:1.100kHz SWT:Auto Limit Read Ant Cable Preamp Aux APos TPos Freq Level Line Margin Level Factor Loss Factor Factor Remark MHz dBuV/m dBuV/m dB dBuV dB/m dB dB dB cm deg 1 5350.38 39.10 54.00 -14.90 34.46 32.90 8.57 36.83 0.00 100 177 AVERAGE	Blank

Mode	14	
	Harmonic	
	U-NII-1_5.15-5.25_802.11ax HE80_CH42_Full RU_5210MHz	
ANT	1+2	
Pol.	Horizontal	Vertical
Peak Avg	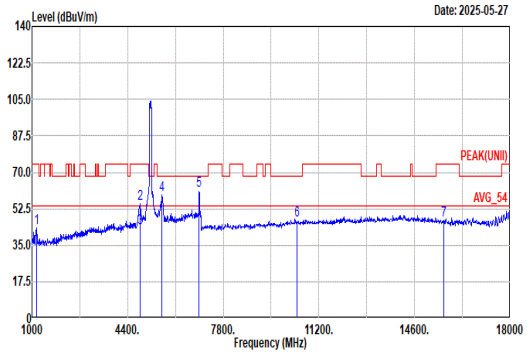 Site : 03CH15-HY Condition: PEAK(UNII) 3m 9120D-02294_240620 HORIZONTAL Freq Level Limit Line Margin Read Level Ant Factor Cable Loss Preamp Factor Aux Factor APos TPos Remark MHz dBuV/m dBuV/m dB dBuV dB/m dB dB dB cm deg 1 1162.00 43.17 74.00 -30.83 50.56 25.82 3.96 37.17 0.00 395 97 PEAK 2 4834.00 55.00 74.00 -19.00 51.23 32.47 8.18 36.88 0.00 398 99 PEAK 3 4834.00 43.57 54.00 -10.43 39.80 32.47 8.18 36.88 0.00 398 99 Average 4 5620.00 59.02 68.20 -9.18 54.06 33.12 8.65 36.81 0.00 400 91 PEAK 5 6941.25 61.24 68.20 -6.96 73.41 35.80 9.66 58.69 1.06 350 54 PEAK 6 10420.00 47.20 68.20 -21.00 53.82 38.60 11.97 58.07 0.88 -- -- PEAK 7 15630.00 47.14 74.00 -26.86 50.96 38.06 15.07 57.86 0.91 -- -- PEAK	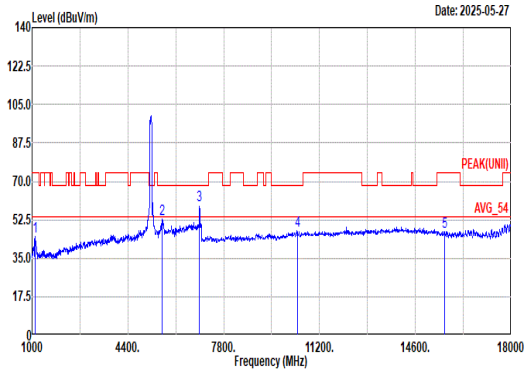 Site : 03CH15-HY Condition: PEAK(UNII) 3m 9120D-02294_240620 VERTICAL Freq Level Limit Line Margin Read Level Ant Factor Cable Loss Preamp Factor Aux Factor APos TPos Remark MHz dBuV/m dBuV/m dB dBuV dB/m dB dB dB cm deg 1 1108.00 45.11 74.00 -28.89 53.14 25.30 3.86 37.19 0.00 100 171 PEAK 2 5620.00 52.91 68.20 -15.29 47.95 33.12 8.65 36.81 0.00 100 179 PEAK 3 6941.25 58.96 68.20 -9.24 71.13 35.80 9.66 58.69 1.06 100 22 PEAK 4 10420.00 47.45 68.20 -20.75 54.07 38.60 11.97 58.07 0.88 -- -- PEAK 5 15630.00 47.13 74.00 -26.87 50.95 38.06 15.07 57.86 0.91 -- -- PEAK

Mode	14	
	Harmonic	
	U-NII-1_5.15-5.25_802.11ax HE80_CH42_Full RU_5210MHz	
ANT	1+2	
Pol.	Horizontal	Vertical
14.47G ~14.5G Avg	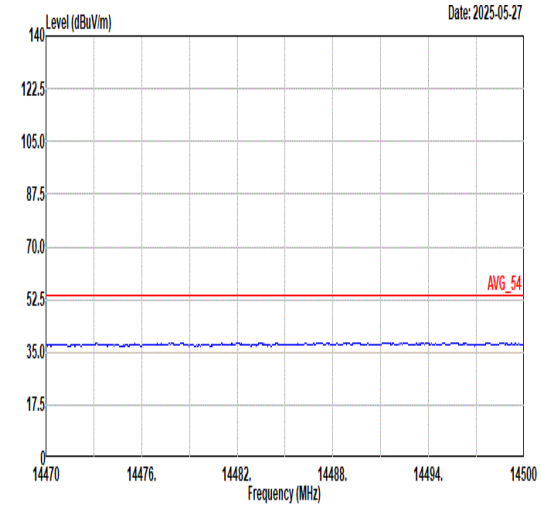 Site : 03CH15-HY Condition: AVG_54 3m 9120D-02294_240620 HORIZONTAL	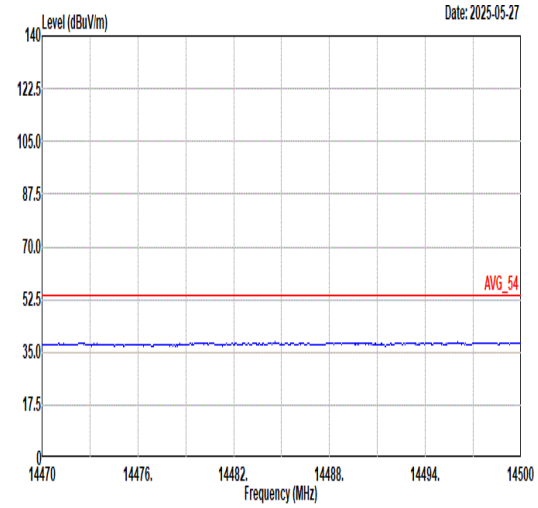 Site : 03CH15-HY Condition: AVG_54 3m 9120D-02294_240620 VERTICAL
17.7G ~18G Avg	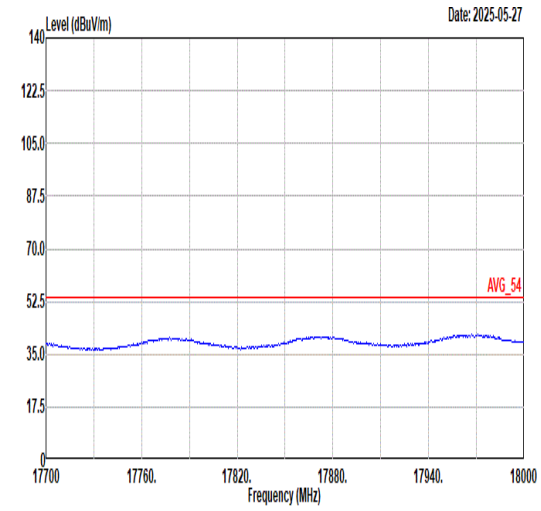 Site : 03CH15-HY Condition: AVG_54 3m 9120D-02294_240620 HORIZONTAL	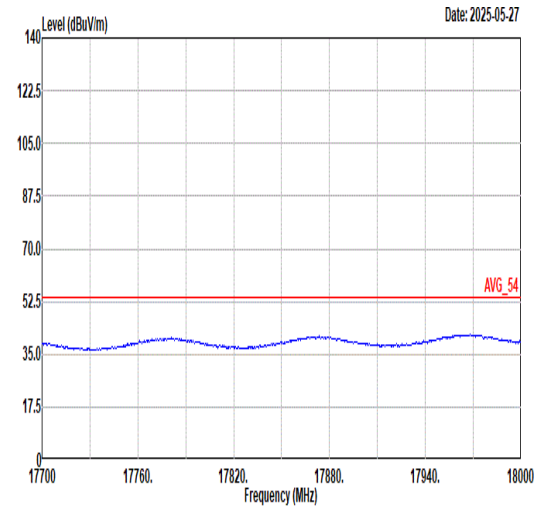 Site : 03CH15-HY Condition: AVG_54 3m 9120D-02294_240620 VERTICAL

Mode	15	
	Band Edge - L	
	U-NII-1_5.15-5.25_802.11ax HE80_CH42_Partial_484/65RU _5210MHz	
ANT	1+2	
Pol.	Horizontal	Fundamental
Peak	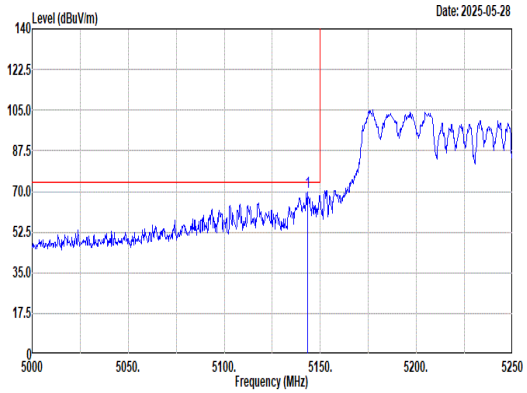 Site : 03CH15-HY Condition: PEAK_BE_74 3m 9120D-02294_240620 HORIZONTAL : RBW:1000.000kHz VBW:3000.000kHz SWT:Auto Freq Level Limit Line Margin Read Level Ant Factor Cable Loss Preamp Factor Aux Factor APos TPos Remark MHz dBuV/m dBuV/m dB dBuV dB/m dB dB dB cm deg 1 5143.25 69.54 74.00 -4.46 64.81 33.17 8.41 36.85 0.00 366 99 PEAK	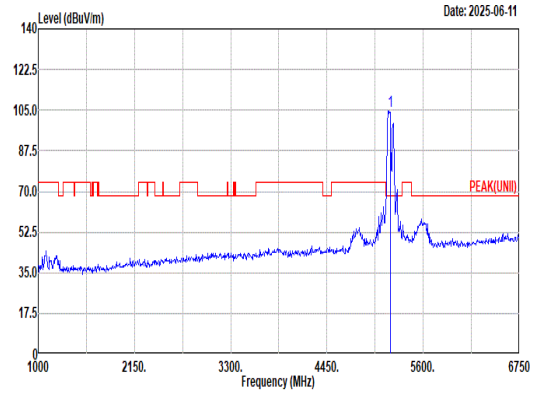 Site : 03CH15-HY Condition: PEAK(UNII) 3m 9120D-02294_240620 HORIZONTAL : RBW:1000.000kHz VBW:3000.000kHz SWT:Auto Freq Level Limit Line Margin Read Level Ant Factor Cable Loss Preamp Factor Aux Factor APos TPos Remark MHz dBuV/m dBuV/m dB dBuV dB/m dB dB dB cm deg 1 5210.00 104.72 ------ ------ 100.10 33.00 8.46 36.84 0.00 366 99 PEAK
Avg	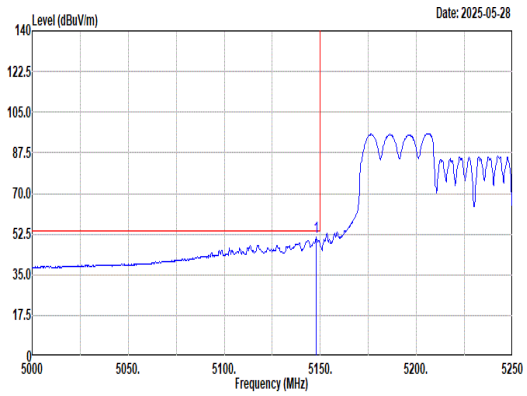 Site : 03CH15-HY Condition: AVG_BE_54 3m 9120D-02294_240620 HORIZONTAL : RBW:1000.000kHz VBW:0.620kHz SWT:Auto Freq Level Limit Line Margin Read Level Ant Factor Cable Loss Preamp Factor Aux Factor APos TPos Remark MHz dBuV/m dBuV/m dB dBuV dB/m dB dB dB cm deg 1 5147.75 51.02 54.00 -2.98 46.27 33.19 8.41 36.85 0.00 366 99 AVERAGE	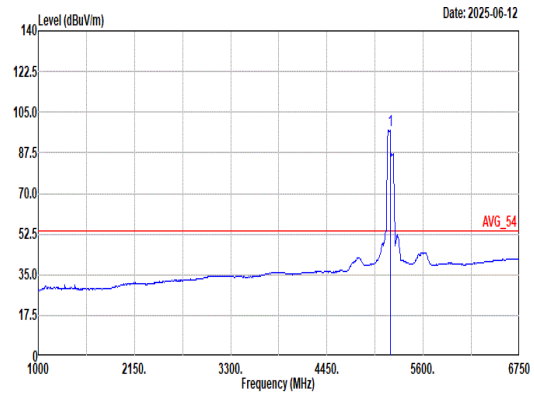 Site : 03CH15-HY Condition: AVG_54 3m 9120D-02294_240620 HORIZONTAL : RBW:1000.000kHz VBW:0.620kHz SWT:Auto Freq Level Limit Line Margin Read Level Ant Factor Cable Loss Preamp Factor Aux Factor APos TPos Remark MHz dBuV/m dBuV/m dB dBuV dB/m dB dB dB cm deg 1 5210.00 97.30 ------ ------ 92.68 33.00 8.46 36.84 0.00 366 99 AVERAGE

Mode	15	
	Band Edge - R	
	U-NII-1_5.15-5.25_802.11ax HE80_CH42_Partial_484/65RU _5210MHz	
ANT	1+2	
Pol.	Horizontal	Fundamental
Peak	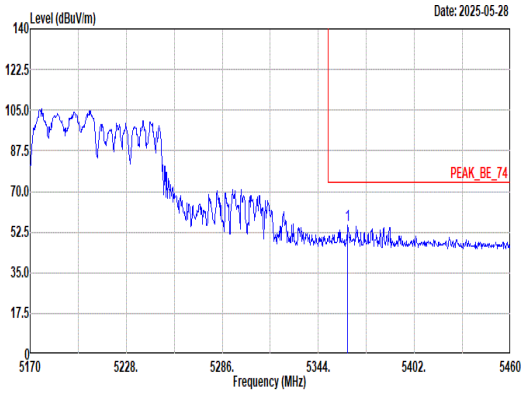 Site : 03CH15-HY Condition: PEAK_BE_74 3m 9120D-02294_240620 HORIZONTAL : RBW:1000.000kHz VBW:3000.000kHz SWT:Auto Limit Read Ant Cable Preamp Aux APos TPos Freq Level Line Margin Level Factor Loss Factor Factor Remark MHz dBuV/m dBuV/m dB dBuV dB/m dB dB dB cm deg 1 5361.69 55.28 74.00 -18.72 50.65 32.88 8.58 36.83 0.00 366 99 PEAK	Blank
Avg	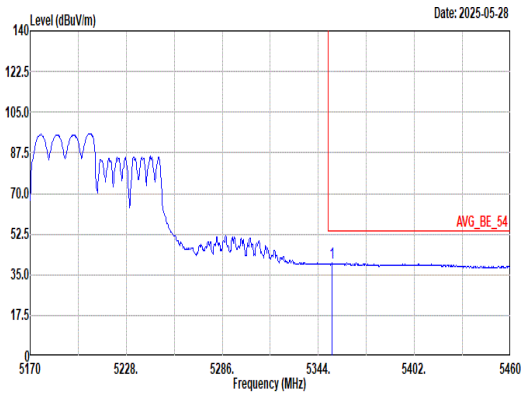 Site : 03CH15-HY Condition: AVG_BE_54 3m 9120D-02294_240620 HORIZONTAL : RBW:1000.000kHz VBW:8.620kHz SWT:Auto Limit Read Ant Cable Preamp Aux APos TPos Freq Level Line Margin Level Factor Loss Factor Factor Remark MHz dBuV/m dBuV/m dB dBuV dB/m dB dB dB cm deg 1 5352.12 39.99 54.00 -14.01 35.35 32.90 8.57 36.83 0.00 366 99 AVERAGE	Blank

Mode	15	
	Band Edge - L	
	U-NII-1_5.15-5.25_802.11ax HE80_CH42_Partial_484/65RU _5210MHz	
ANT	1+2	
Pol.	Vertical	Fundamental
Peak	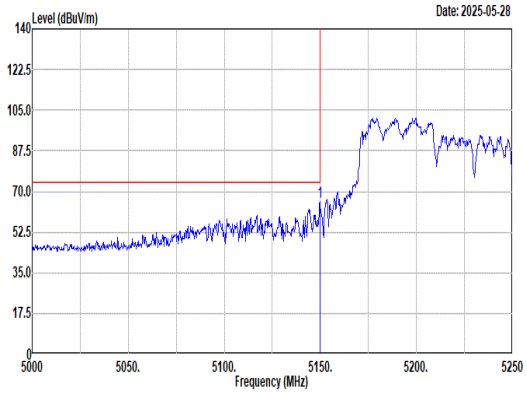 Site : 03CH15-HY Condition: PEAK_BE_74 3m 9120D-02294_240620 VERTICAL : RBW:1000.000kHz VBW:3000.000kHz SWT:Auto Freq Level Limit Line Margin Read Level Ant Factor Cable Loss Preamp Factor Aux Factor APos TPos Remark MHz dBuV/m dBuV/m dB dBuV dB/m dB dB dB cm deg 1 5149.75 65.27 74.00 -8.73 60.51 33.20 8.41 36.85 0.00 400 191 PEAK	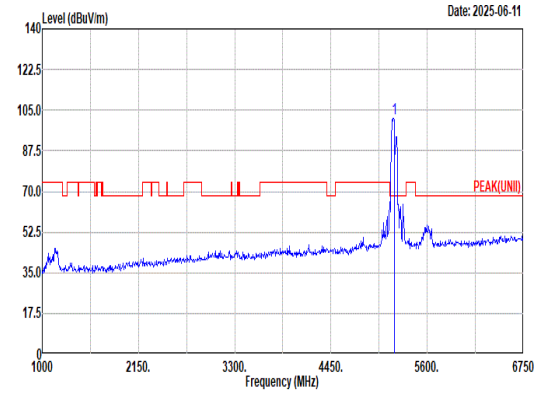 Site : 03CH15-HY Condition: PEAK(UNII) 3m 9120D-02294_240620 VERTICAL : RBW:1000.000kHz VBW:3000.000kHz SWT:Auto Freq Level Limit Line Margin Read Level Ant Factor Cable Loss Preamp Factor Aux Factor APos TPos Remark MHz dBuV/m dBuV/m dB dBuV dB/m dB dB dB cm deg 1 5210.00 101.39 ------ ------ 96.77 33.00 8.46 36.84 0.00 400 191 PEAK
Avg	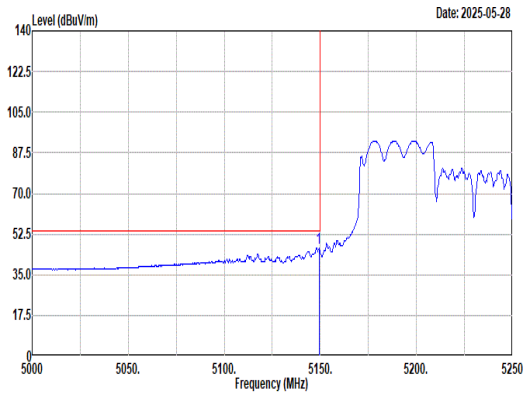 Site : 03CH15-HY Condition: AVG_BE_54 3m 9120D-02294_240620 VERTICAL : RBW:1000.000kHz VBW:8.620kHz SWT:Auto Freq Level Limit Line Margin Read Level Ant Factor Cable Loss Preamp Factor Aux Factor APos TPos Remark MHz dBuV/m dBuV/m dB dBuV dB/m dB dB dB cm deg 1 5149.25 46.63 54.00 -7.37 41.87 33.20 8.41 36.85 0.00 400 191 AVERAGE	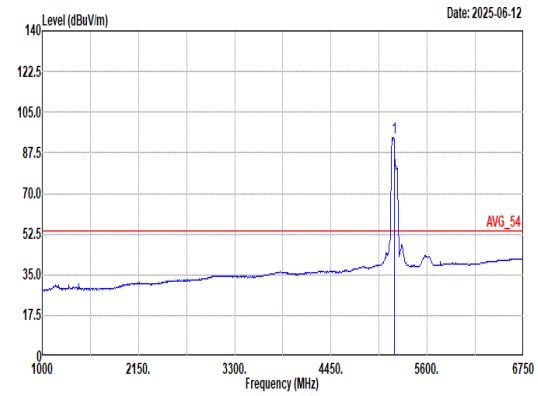 Site : 03CH15-HY Condition: AVG_54 3m 9120D-02294_240620 VERTICAL : RBW:1000.000kHz VBW:8.620kHz SWT:Auto Freq Level Limit Line Margin Read Level Ant Factor Cable Loss Preamp Factor Aux Factor APos TPos Remark MHz dBuV/m dBuV/m dB dBuV dB/m dB dB dB cm deg 1 5210.00 94.27 ------ ------ 89.65 33.00 8.46 36.84 0.00 400 191 AVERAGE

Mode	15	
	Band Edge - R	
	U-NII-1_5.15-5.25_802.11ax HE80_CH42_Partial_484/65RU _5210MHz	
ANT	1+2	
Pol.	Vertical	Fundamental
Peak	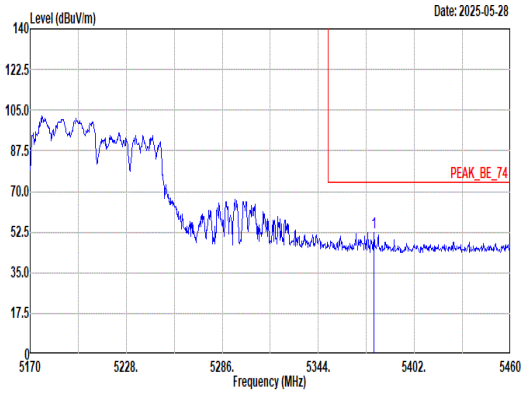 Site : 03CH15-HY Condition: PEAK_BE_74 3m 9120D-02294_240620 VERTICAL : RBW:1000.000kHz VBW:3000.000kHz SWT:Auto Limit Read Ant Cable Preamp Aux APos TPos Freq Level Line Margin Level Factor Loss Factor Factor Remark MHz dBuV/m dBuV/m dB dBuV dB/m dB dB dB cm deg 1 5377.64 52.53 74.00 -21.47 47.93 32.84 8.59 36.83 0.00 400 191 PEAK	Blank
Avg	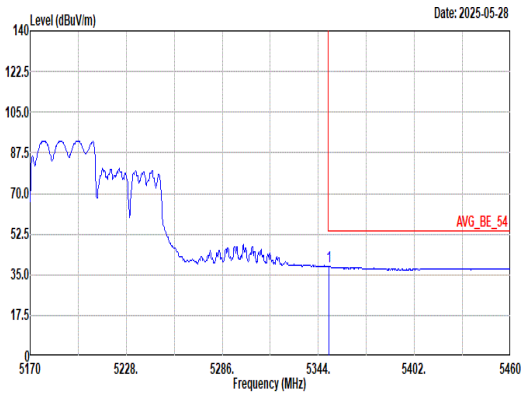 Site : 03CH15-HY Condition: AVG_BE_54 3m 9120D-02294_240620 VERTICAL : RBW:1000.000kHz VBW:8.620kHz SWT:Auto Limit Read Ant Cable Preamp Aux APos TPos Freq Level Line Margin Level Factor Loss Factor Factor Remark MHz dBuV/m dBuV/m dB dBuV dB/m dB dB dB cm deg 1 5350.38 38.46 54.00 -15.54 33.82 32.90 8.57 36.83 0.00 400 191 AVERAGE	Blank

Mode	16	
	Band Edge - L	
	U-NII-1_5.15-5.25_802.11ax HE160_CH50_Partial_996/67RU _5250MHz	
ANT	1+2	
Pol.	Horizontal	Fundamental
Peak	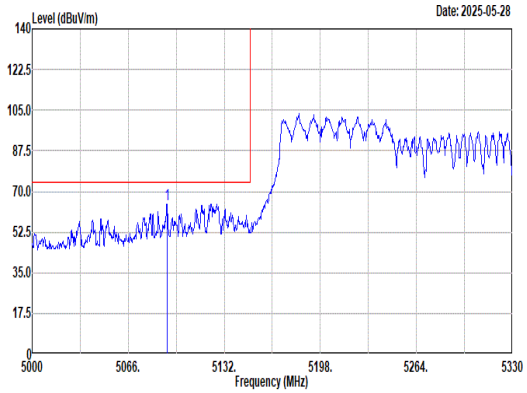 Site : 03CH15-HY Condition: PEAK_BE_74 3m 9120D-02294_240620 HORIZONTAL : RBW:1000.000kHz VBW:3000.000kHz SWT:Auto Freq Level Limit Line Margin Read Level Ant Factor Cable Loss Preamp Factor Aux Factor APos TPos Remark MHz dBuV/m dBuV/m dB dBuV dB/m dB dB dB cm deg 1 5092.73 64.33 74.00 -9.67 59.81 33.00 8.37 36.85 0.00 400 85 PEAK	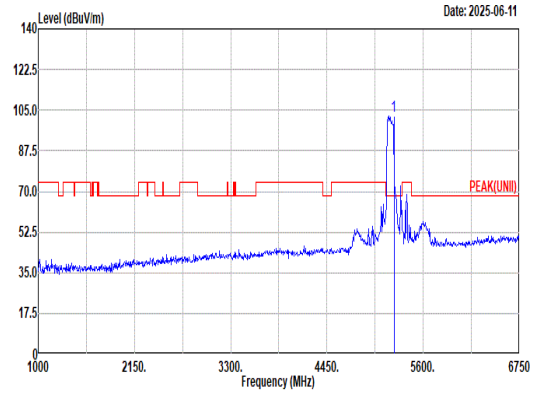 Site : 03CH15-HY Condition: PEAK(UNII) 3m 9120D-02294_240620 HORIZONTAL : RBW:1000.000kHz VBW:3000.000kHz SWT:Auto Freq Level Limit Line Margin Read Level Ant Factor Cable Loss Preamp Factor Aux Factor APos TPos Remark MHz dBuV/m dBuV/m dB dBuV dB/m dB dB dB cm deg 1 5250.00 102.27 ------ ------ 97.62 33.00 8.49 36.84 0.00 400 85 PEAK
Avg	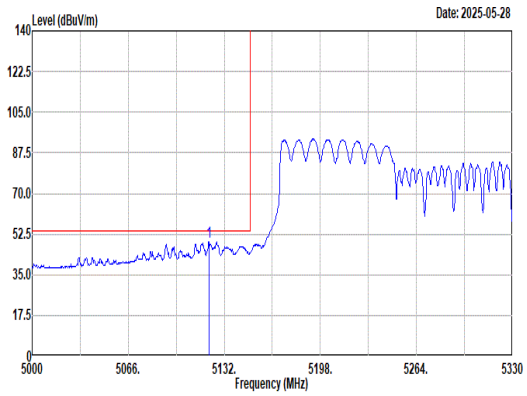 Site : 03CH15-HY Condition: AVG_BE_54 3m 9120D-02294_240620 HORIZONTAL : RBW:1000.000kHz VBW:1.000kHz SWT:Auto Freq Level Limit Line Margin Read Level Ant Factor Cable Loss Preamp Factor Aux Factor APos TPos Remark MHz dBuV/m dBuV/m dB dBuV dB/m dB dB dB cm deg 1 5121.44 49.27 54.00 -4.73 44.63 33.09 8.40 36.85 0.00 400 85 AVERAGE	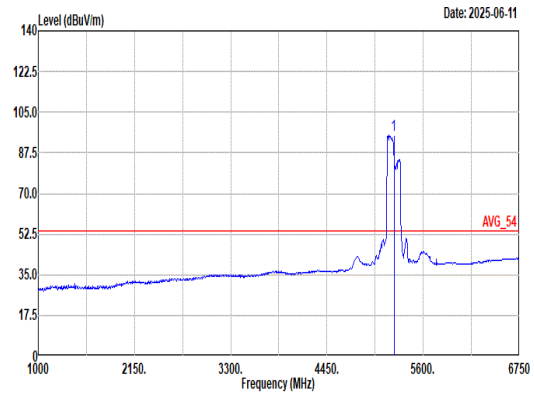 Site : 03CH15-HY Condition: AVG_54 3m 9120D-02294_240620 HORIZONTAL : RBW:1000.000kHz VBW:1.000kHz SWT:Auto Freq Level Limit Line Margin Read Level Ant Factor Cable Loss Preamp Factor Aux Factor APos TPos Remark MHz dBuV/m dBuV/m dB dBuV dB/m dB dB dB cm deg 1 5250.00 95.11 ------ ------ 90.46 33.00 8.49 36.84 0.00 400 85 AVERAGE

Mode	16	
	Band Edge - R	
	U-NII-1_5.15-5.25_802.11ax HE160_CH50_Partial_996/67RU _5250MHz	
ANT	1+2	
Pol.	Horizontal	Fundamental
Peak	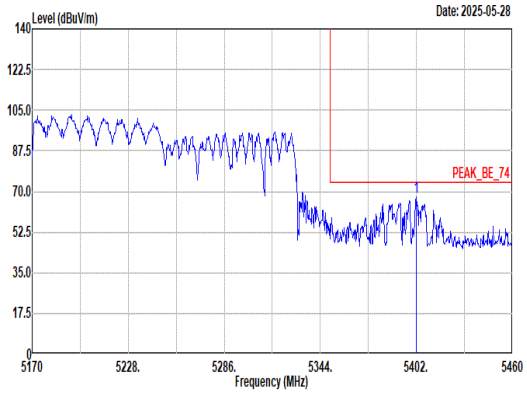 Site : 03CH15-HY Condition: PEAK_BE_74 3m 9120D-02294_240620 HORIZONTAL : RBW:1000.000kHz VBW:3000.000kHz SWT:Auto Limit Read Ant Cable Preamp Aux APos TPos Freq Level Line Margin Level Factor Loss Factor Factor Remark MHz dBuV/m dBuV/m dB dBuV dB/m dB dB dB cm deg 1 5401.71 67.56 74.00 -6.44 62.98 32.80 8.61 36.83 0.00 400 85 PEAK	Blank
Avg	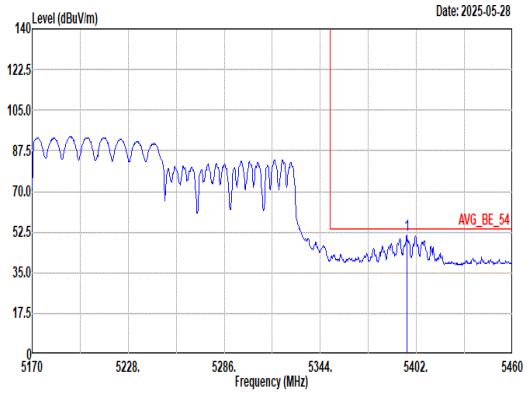 Site : 03CH15-HY Condition: AVG_BE_54 3m 9120D-02294_240620 HORIZONTAL : RBW:1000.000kHz VBW:1.000kHz SWT:Auto Limit Read Ant Cable Preamp Aux APos TPos Freq Level Line Margin Level Factor Loss Factor Factor Remark MHz dBuV/m dBuV/m dB dBuV dB/m dB dB dB cm deg 1 5396.20 51.00 54.00 -3.00 46.41 32.81 8.61 36.83 0.00 400 85 AVERAGE	Blank

Mode	16	
	Band Edge - L	
	U-NII-1_5.15-5.25_802.11ax HE160_CH50_Partial_996/67RU _5250MHz	
ANT	1+2	
Pol.	Vertical	Fundamental
Peak	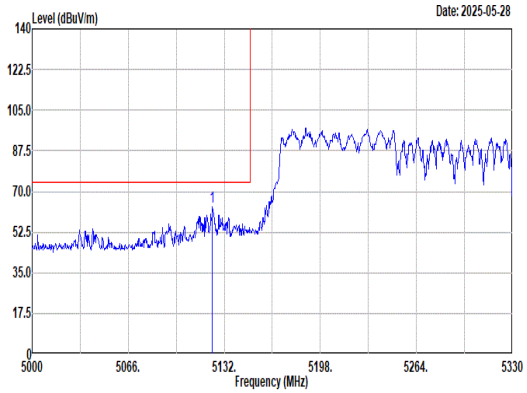 Site : 03CH15-HY Condition: PEAK_BE_74 3m 9120D-02294_240620 VERTICAL : RBW:1000.000kHz VBW:3000.000kHz SWT:Auto Freq Level Limit Line Margin Read Level Ant Factor Cable Loss Preamp Factor Aux Factor APos TPos Remark MHz dBuV/m dBuV/m dB dBuV dB/m dB dB dB cm deg 1 5123.75 63.21 74.00 -10.79 58.56 33.10 8.40 36.85 0.00 342 187 PEAK	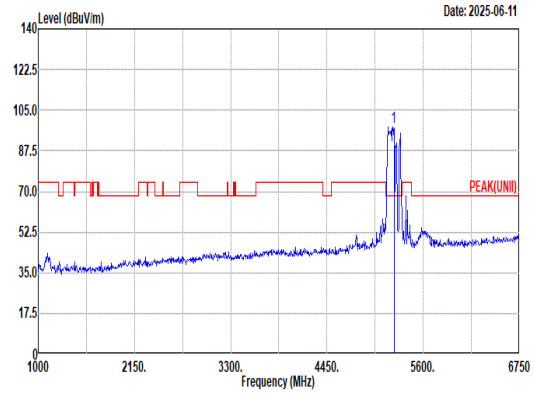 Site : 03CH15-HY Condition: PEAK(UNII) 3m 9120D-02294_240620 VERTICAL : RBW:1000.000kHz VBW:3000.000kHz SWT:Auto Freq Level Limit Line Margin Read Level Ant Factor Cable Loss Preamp Factor Aux Factor APos TPos Remark MHz dBuV/m dBuV/m dB dBuV dB/m dB dB dB cm deg 1 5250.00 97.90 ------ ------ 93.25 33.00 8.49 36.84 0.00 342 187 PEAK
Avg	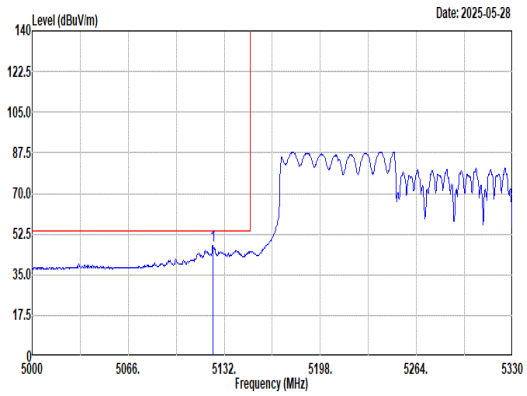 Site : 03CH15-HY Condition: AVG_BE_54 3m 9120D-02294_240620 VERTICAL : RBW:1000.000kHz VBW:1.000kHz SWT:Auto Freq Level Limit Line Margin Read Level Ant Factor Cable Loss Preamp Factor Aux Factor APos TPos Remark MHz dBuV/m dBuV/m dB dBuV dB/m dB dB dB cm deg 1 5124.08 47.67 54.00 -6.33 43.02 33.10 8.40 36.85 0.00 342 187 AVERAGE	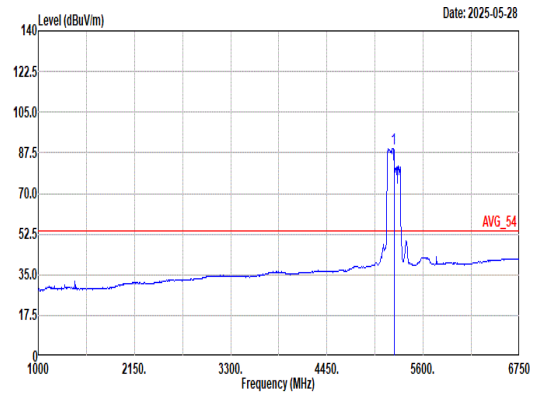 Site : 03CH15-HY Condition: AVG_54 3m 9120D-02294_240620 VERTICAL : RBW:1000.000kHz VBW:1.000kHz SWT:Auto Freq Level Limit Line Margin Read Level Ant Factor Cable Loss Preamp Factor Aux Factor APos TPos Remark MHz dBuV/m dBuV/m dB dBuV dB/m dB dB dB cm deg 1 5250.00 89.38 ------ ------ 84.74 33.00 8.48 36.84 0.00 342 187 AVERAGE

Mode	16	
	Band Edge - R	
	U-NII-1_5.15-5.25_802.11ax HE160_CH50_Partial_996/67RU _5250MHz	
ANT	1+2	
Pol.	Vertical	Fundamental
Peak	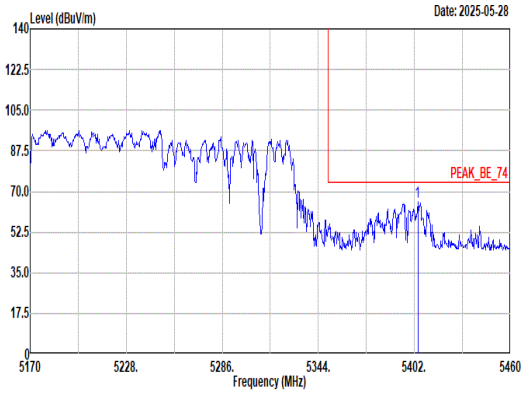 Site : 03CH15-HY Condition: PEAK_BE_74 3m 9120D-02294_240620 VERTICAL : RBW:1000.000kHz VBW:3000.000kHz SWT:Auto Limit Read Ant Cable Preamp Aux APos TPos Freq Level Line Margin Level Factor Loss Factor Factor Remark MHz dBuV/m dBuV/m dB dBuV dB/m dB dB dB cm deg 1 5404.03 65.47 74.00 -8.53 60.89 32.80 8.61 36.83 0.00 342 187 PEAK	Blank
Avg	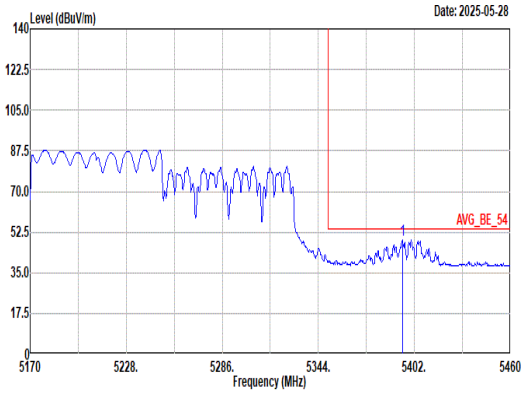 Site : 03CH15-HY Condition: AVG_BE_54 3m 9120D-02294_240620 VERTICAL : RBW:1000.000kHz VBW:1.000kHz SWT:Auto Limit Read Ant Cable Preamp Aux APos TPos Freq Level Line Margin Level Factor Loss Factor Factor Remark MHz dBuV/m dBuV/m dB dBuV dB/m dB dB dB cm deg 1 5394.75 49.36 54.00 -4.64 44.77 32.81 8.61 36.83 0.00 342 187 AVERAGE	Blank

Mode	17	
	Band Edge - L	
	U-NII-2A_5.25-5.35_802.11a_CH52_5260MHz	
ANT	1+2	
Pol.	Horizontal	Fundamental
Peak	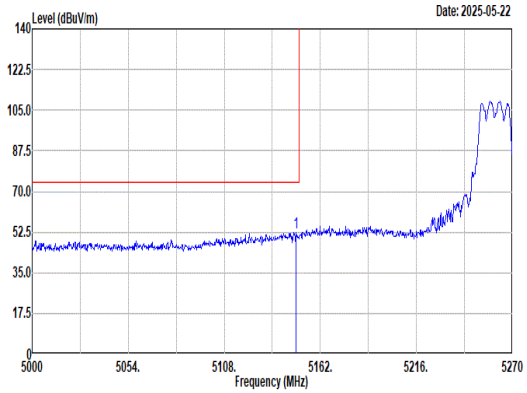 Site : 03CH15-HY Condition: PEAK_BE_74 3m 9120D-02294_240620 HORIZONTAL : RBW:1000.000kHz VBW:3000.000kHz SWT:Auto Freq Level Limit Line Margin Read Level Ant Factor Cable Loss Preamp Factor Aux Factor APos TPos Remark MHz dBuV/m dBuV/m dB dBuV dB/m dB dB dB cm deg 1 5148.50 52.48 74.00 -21.52 47.73 33.19 8.41 36.85 0.00 100 97 PEAK	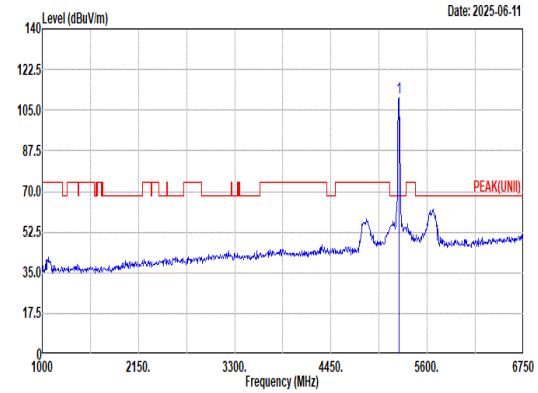 Site : 03CH15-HY Condition: PEAK(UNII) 3m 9120D-02294_240620 HORIZONTAL : RBW:1000.000kHz VBW:3000.000kHz SWT:Auto Freq Level Limit Line Margin Read Level Ant Factor Cable Loss Preamp Factor Aux Factor APos TPos Remark MHz dBuV/m dBuV/m dB dBuV dB/m dB dB dB cm deg 1 5260.00 110.41 ------ ------ 105.77 32.98 8.50 36.84 0.00 100 97 PEAK
Avg	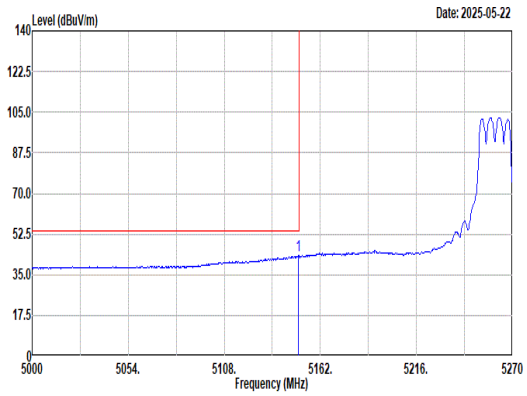 Site : 03CH15-HY Condition: AVG_BE_54 3m 9120D-02294_240620 HORIZONTAL : RBW:1000.000kHz VBW:8.620kHz SWT:Auto Freq Level Limit Line Margin Read Level Ant Factor Cable Loss Preamp Factor Aux Factor APos TPos Remark MHz dBuV/m dBuV/m dB dBuV dB/m dB dB dB cm deg 1 5149.58 43.18 54.00 -10.82 38.42 33.20 8.41 36.85 0.00 100 97 AVERAGE	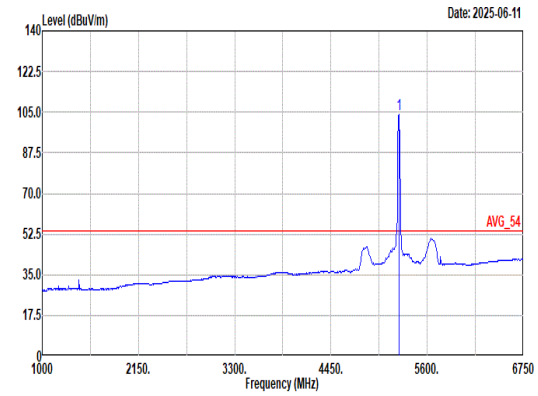 Site : 03CH15-HY Condition: AVG_54 3m 9120D-02294_240620 HORIZONTAL : RBW:1000.000kHz VBW:8.620kHz SWT:Auto Freq Level Limit Line Margin Read Level Ant Factor Cable Loss Preamp Factor Aux Factor APos TPos Remark MHz dBuV/m dBuV/m dB dBuV dB/m dB dB dB cm deg 1 5260.00 104.03 ------ ------ 99.39 32.98 8.50 36.84 0.00 100 97 AVERAGE

Mode	17	
	Band Edge - R	
	U-NII-2A_5.25-5.35_802.11a_CH52_5260MHz	
ANT	1+2	
Pol.	Horizontal	Fundamental
Peak	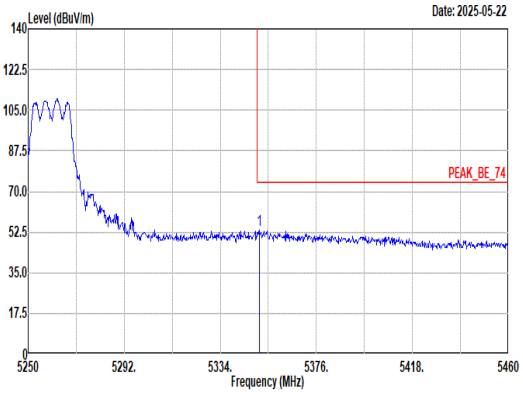 Site : 03CH15-HY Condition: PEAK_BE_74 3m 9120D-02294_240620 HORIZONTAL : RBW:1000.000kHz VBW:3000.000kHz SWT:Auto Limit Read Ant Cable Preamp Aux APos TPos Freq Level Line Margin Level Factor Loss Factor Factor Remark MHz dBuV/m dBuV/m dB dBuV dB/m dB dB dB cm deg 1 5351.01 53.41 74.00 -20.59 48.77 32.90 8.57 36.83 0.00 100 97 PEAK	Blank
Avg	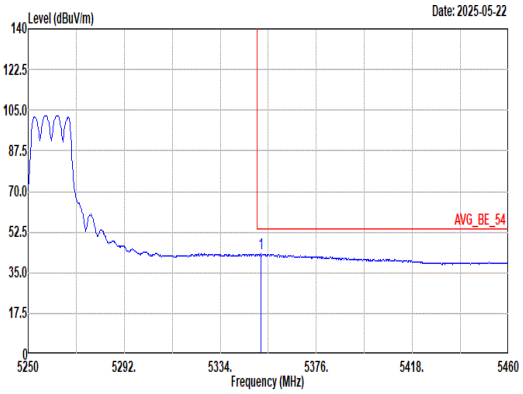 Site : 03CH15-HY Condition: AVG_BE_54 3m 9120D-02294_240620 HORIZONTAL : RBW:1000.000kHz VBW:8.620kHz SWT:Auto Limit Read Ant Cable Preamp Aux APos TPos Freq Level Line Margin Level Factor Loss Factor Factor Remark MHz dBuV/m dBuV/m dB dBuV dB/m dB dB dB cm deg 1 5351.64 43.15 54.00 -10.85 38.51 32.90 8.57 36.83 0.00 100 97 AVERAGE	Blank

Mode	17	
	Band Edge - L	
	U-NII-2A_5.25-5.35_802.11a_CH52_5260MHz	
ANT	1+2	
Pol.	Vertical	Fundamental
Peak	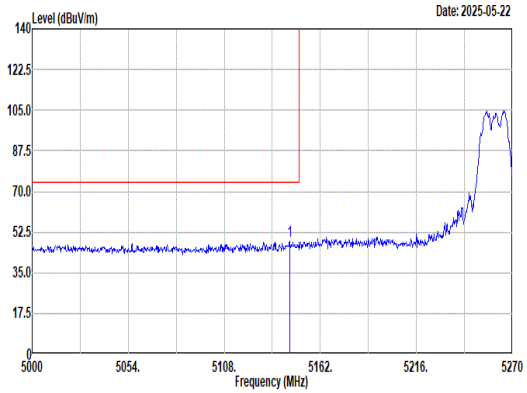 Site : 03CH15-HY Condition: PEAK_BE_74 3m 9120D-02294_240620 VERTICAL : RBW:1000.000kHz VBW:3000.000kHz SWT:Auto Freq Level Limit Line Margin Read Level Ant Factor Cable Loss Preamp Factor Aux Factor APos TPos Remark MHz dBuV/m dBuV/m dB dBuV dB/m dB dB dB cm deg 1 5144.72 48.41 74.00 -25.59 43.67 33.18 8.41 36.85 0.00 100 181 PEAK	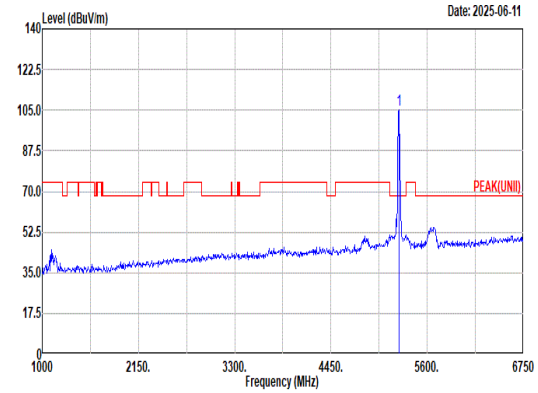 Site : 03CH15-HY Condition: PEAK(UNII) 3m 9120D-02294_240620 VERTICAL : RBW:1000.000kHz VBW:3000.000kHz SWT:Auto Freq Level Limit Line Margin Read Level Ant Factor Cable Loss Preamp Factor Aux Factor APos TPos Remark MHz dBuV/m dBuV/m dB dBuV dB/m dB dB dB cm deg 1 5260.00 104.93 ------ ------ 100.29 32.98 8.50 36.84 0.00 100 181 PEAK
Avg	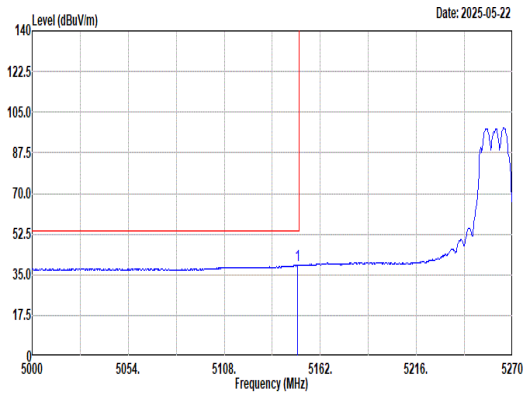 Site : 03CH15-HY Condition: AVG_BE_54 3m 9120D-02294_240620 VERTICAL : RBW:1000.000kHz VBW:0.620kHz SWT:Auto Freq Level Limit Line Margin Read Level Ant Factor Cable Loss Preamp Factor Aux Factor APos TPos Remark MHz dBuV/m dBuV/m dB dBuV dB/m dB dB dB cm deg 1 5149.31 39.20 54.00 -14.80 34.44 33.20 8.41 36.85 0.00 100 181 AVERAGE	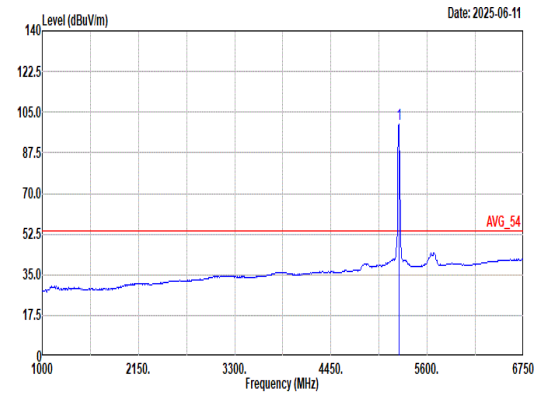 Site : 03CH15-HY Condition: AVG_54 3m 9120D-02294_240620 VERTICAL : RBW:1000.000kHz VBW:0.620kHz SWT:Auto Freq Level Limit Line Margin Read Level Ant Factor Cable Loss Preamp Factor Aux Factor APos TPos Remark MHz dBuV/m dBuV/m dB dBuV dB/m dB dB dB cm deg 1 5260.00 99.76 ------ ------ 95.12 32.98 8.50 36.84 0.00 100 181 AVERAGE

Mode	17	
	Band Edge - R	
	U-NII-2A_5.25-5.35_802.11a_CH52_5260MHz	
ANT	1+2	
Pol.	Vertical	Fundamental
Peak	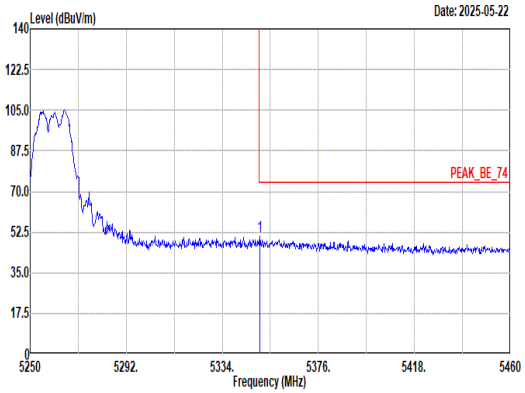 Site : 03CH15-HY Condition: PEAK_BE_74 3m 9120D-02294_240620 VERTICAL : RBW:1000.000kHz VBW:3000.000kHz SWT:Auto Limit Read Ant Cable Preamp Aux APos TPos Freq Level Line Margin Level Factor Loss Factor Factor Remark MHz dBuV/m dBuV/m dB dBuV dB/m dB dB dB cm deg 1 5350.38 50.51 74.00 -23.49 45.87 32.90 8.57 36.83 0.00 100 181 PEAK	Blank
Avg	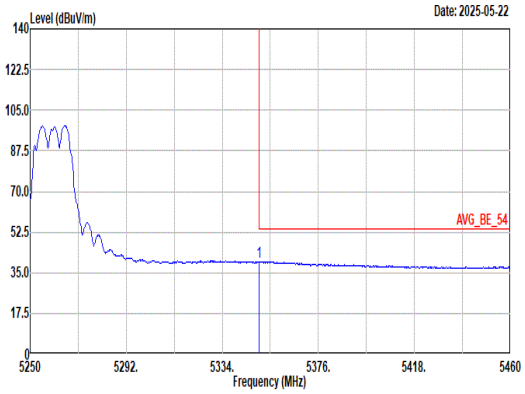 Site : 03CH15-HY Condition: AVG_BE_54 3m 9120D-02294_240620 VERTICAL : RBW:1000.000kHz VBW:8.620kHz SWT:Auto Limit Read Ant Cable Preamp Aux APos TPos Freq Level Line Margin Level Factor Loss Factor Factor Remark MHz dBuV/m dBuV/m dB dBuV dB/m dB dB dB cm deg 1 5350.17 39.77 54.00 -14.23 35.13 32.90 8.57 36.83 0.00 100 181 AVERAGE	Blank

Mode	17	
	Harmonic	
	U-NII-2A_5.25-5.35_802.11a_CH52_5260MHz	
ANT	1+2	
Pol.	Horizontal	Vertical
Peak Avg	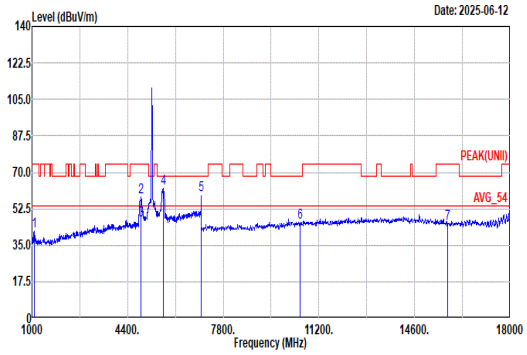 Site : 03CH15-HY Condition: PEAK(UNII) 3m 9120D-02294_240620 HORIZONTAL	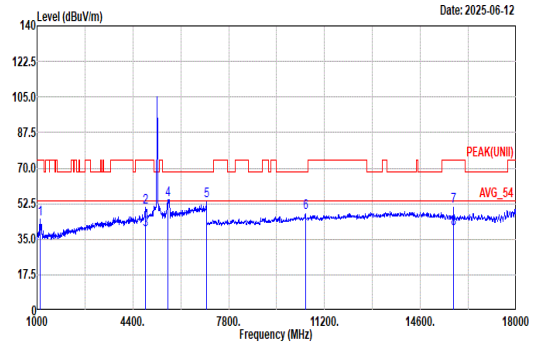 Site : 03CH15-HY Condition: PEAK(UNII) 3m 9120D-02294_240620 VERTICAL

Horizontal:

	Freq	Level	Limit Line	Margin	Read Level	Ant Factor	Cable Loss	Preamp Factor	Aux Factor	APos	TPos	Remark
	MHz	dBuV/m	dBuV/m	dB	dBuV	dB/m	dB	dB	dB	cm	deg	
1	1078.00	41.50	74.00	-32.50	49.82	25.07	3.81	37.20	0.00	100	94	PEAK
2	4876.00	58.01	74.00	-15.99	54.07	32.60	8.21	36.87	0.00	100	99	PEAK
3	4876.00	46.78	54.00	-7.22	42.84	32.60	8.21	36.87	0.00	100	99	Average
4	5668.00	62.36	68.20	-5.84	57.02	33.44	8.70	36.80	0.00	100	95	PEAK
5	7013.33	59.08	68.20	-9.12	71.12	35.95	9.71	58.72	1.02	100	48	PEAK
6	10520.00	46.07	68.20	-22.13	52.46	38.68	12.03	57.99	0.89	--	--	PEAK
7	15780.00	45.41	74.00	-28.59	49.42	37.88	15.17	58.00	0.94	--	--	PEAK

Vertical:

	Freq	Level	Limit Line	Margin	Read Level	Ant Factor	Cable Loss	Preamp Factor	Aux Factor	APos	TPos	Remark
	MHz	dBuV/m	dBuV/m	dB	dBuV	dB/m	dB	dB	dB	cm	deg	
1	1114.00	45.14	74.00	-28.86	53.08	25.37	3.87	37.18	0.00	100	177	PEAK
2	4852.00	50.59	74.00	-23.41	46.76	32.51	8.19	36.87	0.00	100	174	PEAK
3	4852.00	39.87	54.00	-14.13	36.04	32.51	8.19	36.87	0.00	100	174	Average
4	5644.00	54.59	68.20	-13.61	49.45	33.26	8.68	36.80	0.00	100	183	PEAK
5	7013.33	53.96	68.20	-14.24	66.00	35.95	9.71	58.72	1.02	100	21	PEAK
6	10520.00	47.89	68.20	-20.31	54.28	38.68	12.03	57.99	0.89	197	223	PEAK
7	15780.00	51.37	74.00	-22.63	55.38	37.88	15.17	58.00	0.94	205	350	PEAK
8	15780.00	40.11	54.00	-13.89	44.12	37.88	15.17	58.00	0.94	205	350	AVERAGE

Mode	17	
	Harmonic	
	U-NII-2A_5.25-5.35_802.11a_CH52_5260MHz	
ANT	1+2	
Pol.	Horizontal	Vertical
14.47G ~14.5G Avg	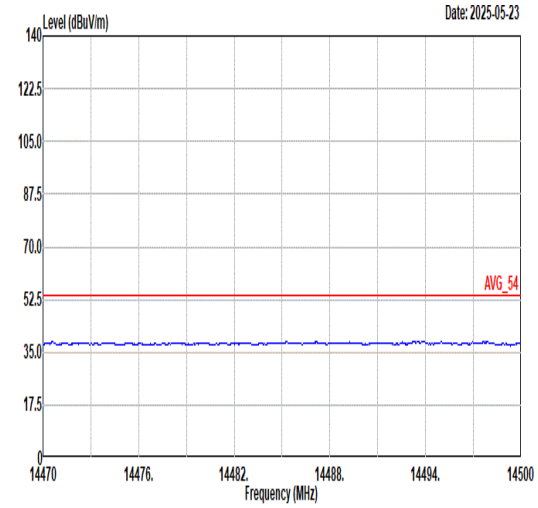 Site : 03CH15-HY Condition: AVG_54 3m 9120D-02294_240620 HORIZONTAL	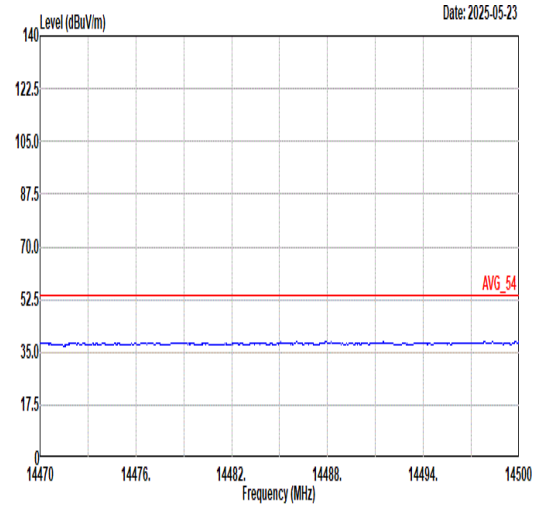 Site : 03CH15-HY Condition: AVG_54 3m 9120D-02294_240620 VERTICAL
17.7G ~18G Avg	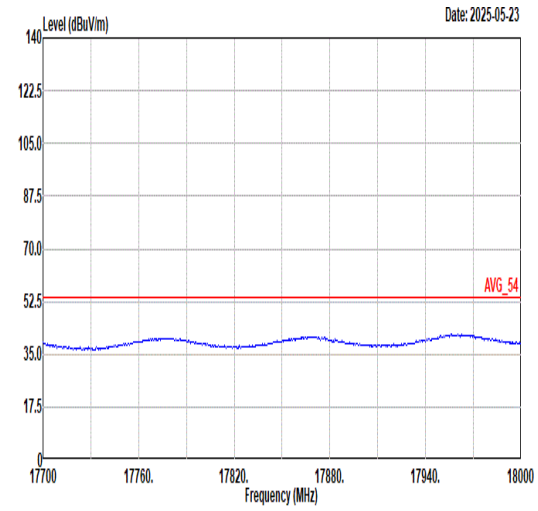 Site : 03CH15-HY Condition: AVG_54 3m 9120D-02294_240620 HORIZONTAL	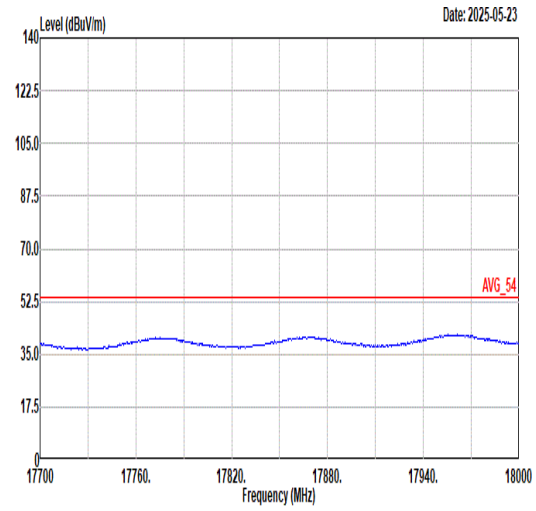 Site : 03CH15-HY Condition: AVG_54 3m 9120D-02294_240620 VERTICAL

Mode	18	
	Band Edge - L	
	U-NII-2A_5.25-5.35_802.11a_CH60_5300MHz	
ANT	1+2	
Pol.	Horizontal	Fundamental
Peak	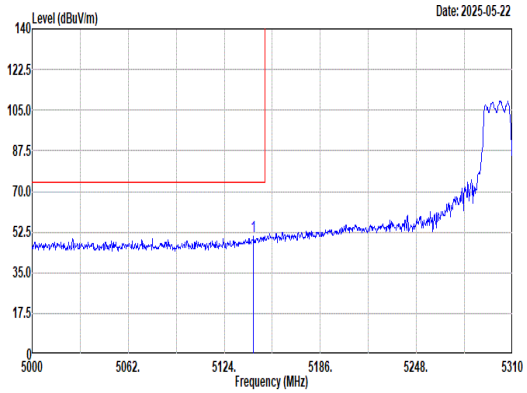 Site : 03CH15-HY Condition: PEAK_BE_74 3m 9120D-02294_240620 HORIZONTAL : RBW:1000.000kHz VBW:3000.000kHz SWT:Auto Freq Level Limit Line Margin Read Level Ant Factor Cable Loss Preamp Factor Aux Factor APos TPos Remark MHz dBuV/m dBuV/m dB dBuV dB/m dB dB dB cm deg 1 5142.91 50.94 74.00 -23.06 46.21 33.17 8.41 36.85 0.00 100 132 PEAK	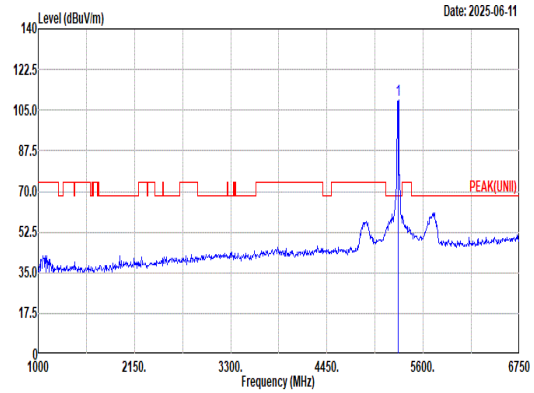 Site : 03CH15-HY Condition: PEAK(UNII) 3m 9120D-02294_240620 HORIZONTAL : RBW:1000.000kHz VBW:3000.000kHz SWT:Auto Freq Level Limit Line Margin Read Level Ant Factor Cable Loss Preamp Factor Aux Factor APos TPos Remark MHz dBuV/m dBuV/m dB dBuV dB/m dB dB dB cm deg 1 5300.00 109.41 ------ ------ 104.82 32.90 8.53 36.84 0.00 100 132 PEAK
Avg	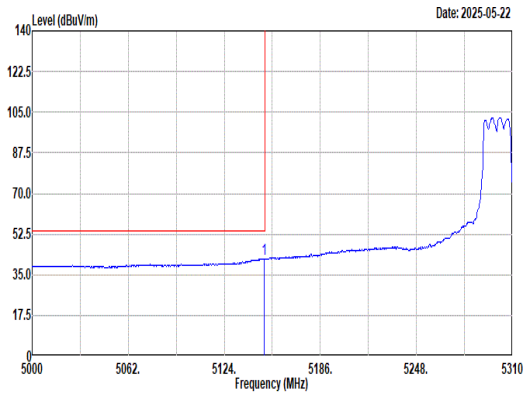 Site : 03CH15-HY Condition: AVG_BE_54 3m 9120D-02294_240620 HORIZONTAL : RBW:1000.000kHz VBW:8.620kHz SWT:Auto Freq Level Limit Line Margin Read Level Ant Factor Cable Loss Preamp Factor Aux Factor APos TPos Remark MHz dBuV/m dBuV/m dB dBuV dB/m dB dB dB cm deg 1 5149.73 41.81 54.00 -12.19 37.05 33.20 8.41 36.85 0.00 100 132 AVERAGE	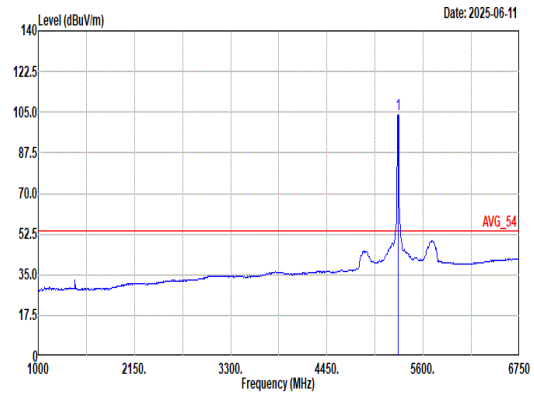 Site : 03CH15-HY Condition: AVG_54 3m 9120D-02294_240620 HORIZONTAL : RBW:1000.000kHz VBW:8.620kHz SWT:Auto Freq Level Limit Line Margin Read Level Ant Factor Cable Loss Preamp Factor Aux Factor APos TPos Remark MHz dBuV/m dBuV/m dB dBuV dB/m dB dB dB cm deg 1 5300.00 103.86 ------ ------ 99.27 32.90 8.53 36.84 0.00 100 132 AVERAGE

Mode	18	
	Band Edge - R	
	U-NII-2A_5.25-5.35_802.11a_CH60_5300MHz	
ANT	1+2	
Pol.	Horizontal	Fundamental
Peak	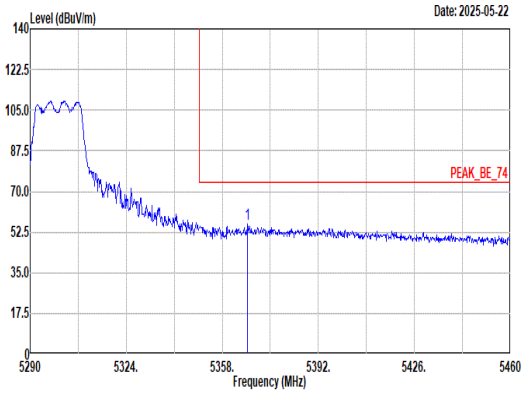 Site : 03CH15-HY Condition: PEAK_BE_74 3m 9120D-02294_240620 HORIZONTAL : RBW:1000.000kHz VBW:3000.000kHz SWT:Auto Limit Read Ant Cable Preamp Aux APos TPos Freq Level Line Margin Level Factor Loss Factor Factor Remark MHz dBuV/m dBuV/m dB dBuV dB/m dB dB dB cm deg 1 5367.01 56.14 74.00 -17.86 51.52 32.87 8.58 36.83 0.00 100 132 PEAK	Blank
Avg	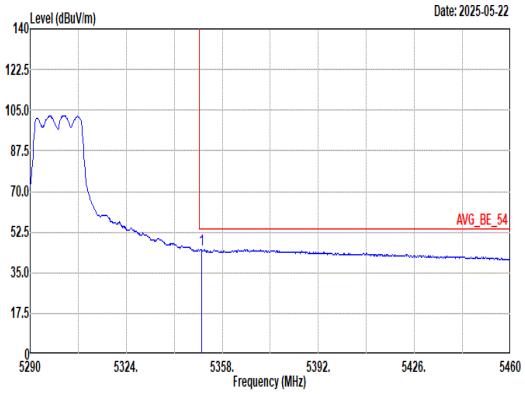 Site : 03CH15-HY Condition: AVG_BE_54 3m 9120D-02294_240620 HORIZONTAL : RBW:1000.000kHz VBW:8.620kHz SWT:Auto Limit Read Ant Cable Preamp Aux APos TPos Freq Level Line Margin Level Factor Loss Factor Factor Remark MHz dBuV/m dBuV/m dB dBuV dB/m dB dB dB cm deg 1 5350.69 44.89 54.00 -9.11 40.25 32.90 8.57 36.83 0.00 100 132 AVERAGE	Blank

Mode	18	
	Band Edge - L	
	U-NII-2A_5.25-5.35_802.11a_CH60_5300MHz	
ANT	1+2	
Pol.	Vertical	Fundamental
Peak	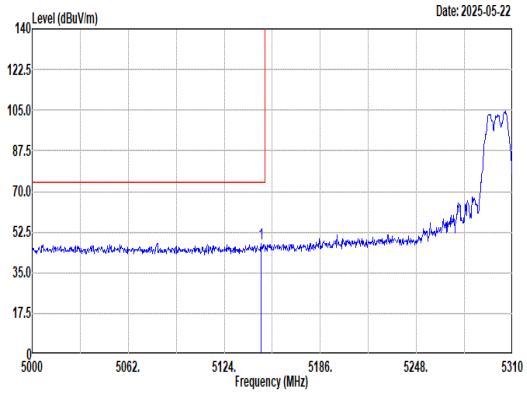 Site : 03CH15-HY Condition: PEAK_BE_74 3m 9120D-02294_240620 VERTICAL : RBW:1000.000kHz VBW:3000.000kHz SWT:Auto Freq Level Limit Line Margin Read Level Ant Factor Cable Loss Preamp Factor Aux Factor APos TPos Remark MHz dBuV/m dBuV/m dB dBuV dB/m dB dB dB cm deg 1 5147.56 47.75 74.00 -26.25 43.00 33.19 8.41 36.85 0.00 100 180 PEAK	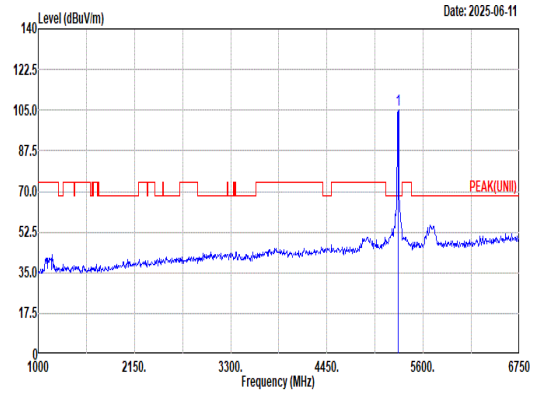 Site : 03CH15-HY Condition: PEAK(UNII) 3m 9120D-02294_240620 VERTICAL : RBW:1000.000kHz VBW:3000.000kHz SWT:Auto Freq Level Limit Line Margin Read Level Ant Factor Cable Loss Preamp Factor Aux Factor APos TPos Remark MHz dBuV/m dBuV/m dB dBuV dB/m dB dB dB cm deg 1 5300.00 105.00 ------ ------ 100.41 32.90 8.53 36.84 0.00 100 180 PEAK
Avg	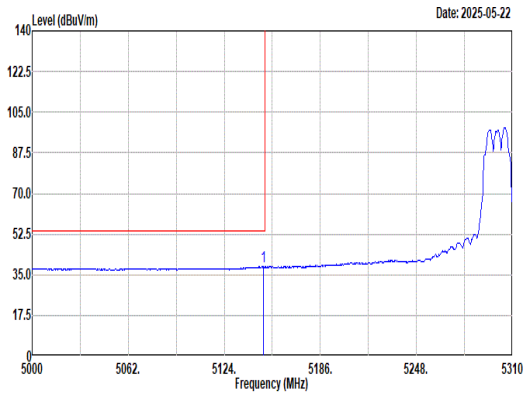 Site : 03CH15-HY Condition: AVG_BE_54 3m 9120D-02294_240620 VERTICAL : RBW:1000.000kHz VBW:0.620kHz SWT:Auto Freq Level Limit Line Margin Read Level Ant Factor Cable Loss Preamp Factor Aux Factor APos TPos Remark MHz dBuV/m dBuV/m dB dBuV dB/m dB dB dB cm deg 1 5149.11 38.44 54.00 -15.56 33.68 33.20 8.41 36.85 0.00 100 180 AVERAGE	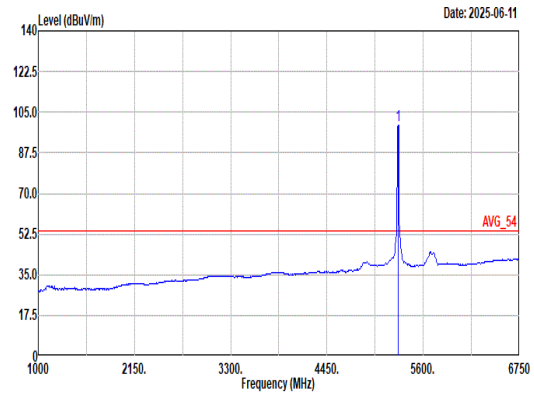 Site : 03CH15-HY Condition: AVG_54 3m 9120D-02294_240620 VERTICAL : RBW:1000.000kHz VBW:0.620kHz SWT:Auto Freq Level Limit Line Margin Read Level Ant Factor Cable Loss Preamp Factor Aux Factor APos TPos Remark MHz dBuV/m dBuV/m dB dBuV dB/m dB dB dB cm deg 1 5300.00 99.54 ------ ------ 94.95 32.90 8.53 36.84 0.00 100 180 AVERAGE

Mode	18	
	Band Edge - R	
	U-NII-2A_5.25-5.35_802.11a_CH60_5300MHz	
ANT	1+2	
Pol.	Vertical	Fundamental
Peak	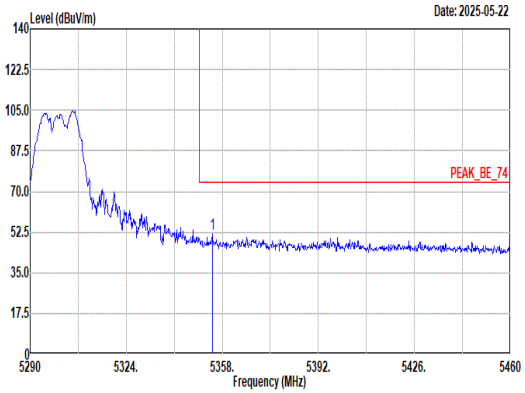 Site : 03CH15-HY Condition: PEAK_BE_74 3m 9120D-02294_240620 VERTICAL : RBW:1000.000kHz VBW:3000.000kHz SWT:Auto Freq Level Limit Line Margin Level Read Factor Ant Cable Loss Preamp Factor Aux Factor APos TPos Remark MHz dBuV/m dBuV/m dB dBuV dB/m dB dB dB cm deg 1 5354.43 51.64 74.00 -22.36 47.01 32.89 8.57 36.83 0.00 100 180 PEAK	Blank
Avg	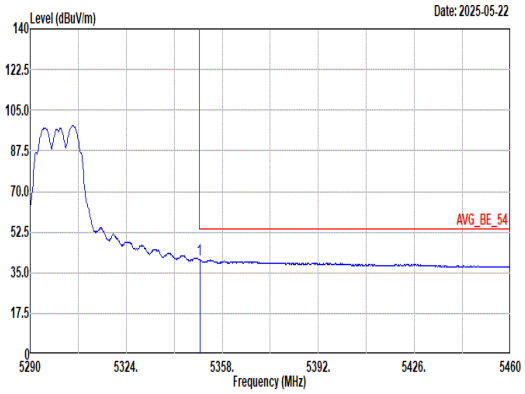 Site : 03CH15-HY Condition: AVG_BE_54 3m 9120D-02294_240620 VERTICAL : RBW:1000.000kHz VBW:8.620kHz SWT:Auto Freq Level Limit Line Margin Level Read Factor Ant Cable Loss Preamp Factor Aux Factor APos TPos Remark MHz dBuV/m dBuV/m dB dBuV dB/m dB dB dB cm deg 1 5350.01 40.58 54.00 -13.42 35.94 32.90 8.57 36.83 0.00 100 180 AVERAGE	Blank

Mode	18	
	Harmonic	
	U-NII-2A_5.25-5.35_802.11a_CH60_5300MHz	
ANT	1+2	
Pol.	Horizontal	Vertical
Peak Avg	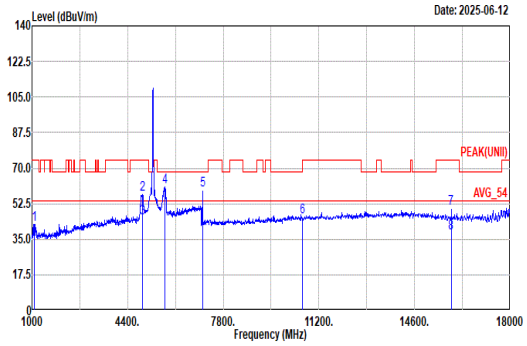 Site : 03CH15-HY Condition: PEAK(UNII) 3m 9120D-02294_240620 HORIZONTAL	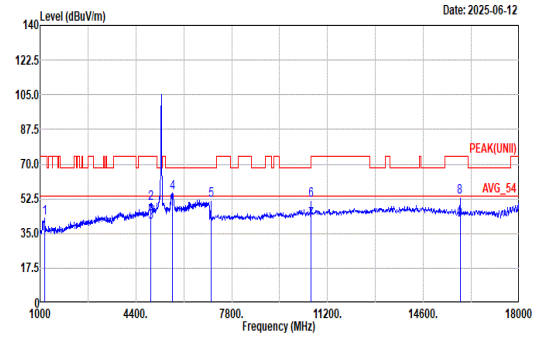 Site : 03CH15-HY Condition: PEAK(UNII) 3m 9120D-02294_240620 VERTICAL

Horizontal:

	Freq	Level	Limit Line	Margin	Read Level	Ant Factor	Cable Loss	Preamp Factor	Aux Factor	APos	TPos	Remark
	MHz	dBuV/m	dBuV/m	dB	dBuV	dB/m	dB	dB	dB	cm	deg	
1	1084.00	42.44	74.00	-31.56	50.71	25.10	3.82	37.19	0.00	100	141	PEAK
2	4924.00	56.98	74.00	-17.02	52.76	32.84	8.25	36.87	0.00	100	135	PEAK
3	4924.00	45.47	54.00	-8.53	41.25	32.84	8.25	36.87	0.00	100	135	Average
4	5716.00	60.68	68.20	-7.52	54.98	33.73	8.76	36.79	0.00	100	129	PEAK
5	7066.67	59.23	68.20	-8.97	71.03	36.20	9.77	58.78	1.01	100	51	PEAK
6	10600.00	45.94	74.00	-28.06	51.95	39.00	12.07	57.97	0.89	--	--	PEAK
7	15900.00	50.15	74.00	-23.85	54.16	37.90	15.24	58.11	0.96	199	0	PEAK
8	15900.00	38.02	54.00	-15.98	42.03	37.90	15.24	58.11	0.96	199	0	AVERAGE

Vertical:

	Freq	Level	Limit Line	Margin	Read Level	Ant Factor	Cable Loss	Preamp Factor	Aux Factor	APos	TPos	Remark
	MHz	dBuV/m	dBuV/m	dB	dBuV	dB/m	dB	dB	dB	cm	deg	
1	1168.00	42.83	74.00	-31.17	50.19	25.84	3.97	37.17	0.00	100	177	PEAK
2	4930.00	50.29	74.00	-23.71	46.03	32.88	8.25	36.87	0.00	100	184	PEAK
3	4930.00	40.49	54.00	-13.51	36.23	32.88	8.25	36.87	0.00	100	184	Average
4	5686.00	55.27	68.20	-12.93	49.76	33.59	8.72	36.80	0.00	100	181	PEAK
5	7066.67	52.02	68.20	-16.18	63.82	36.20	9.77	58.78	1.01	400	28	PEAK
6	10600.00	51.80	74.00	-22.20	57.81	39.00	12.07	57.97	0.89	358	0	PEAK
7	10600.00	41.52	54.00	-12.48	47.53	39.00	12.07	57.97	0.89	358	0	AVERAGE
8	15900.00	53.25	74.00	-20.75	57.26	37.90	15.24	58.11	0.96	198	251	PEAK
9	15900.00	41.62	54.00	-12.38	45.63	37.90	15.24	58.11	0.96	198	251	AVERAGE

Mode	18	
	Harmonic	
	U-NII-2A_5.25-5.35_802.11a_CH60_5300MHz	
ANT	1+2	
Pol.	Horizontal	Vertical
14.47G ~14.5G Avg	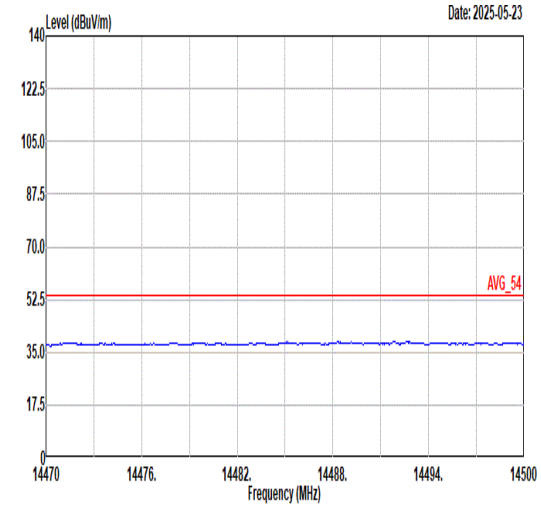 Site : 03CH15-HY Condition: AVG_54 3m 9120D-02294_240620 HORIZONTAL	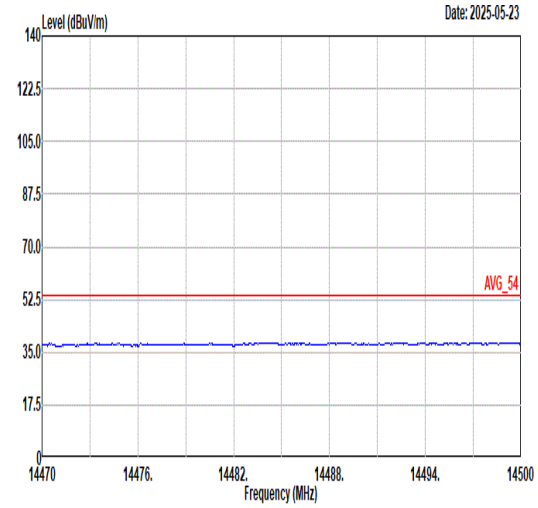 Site : 03CH15-HY Condition: AVG_54 3m 9120D-02294_240620 VERTICAL
17.7G ~18G Avg	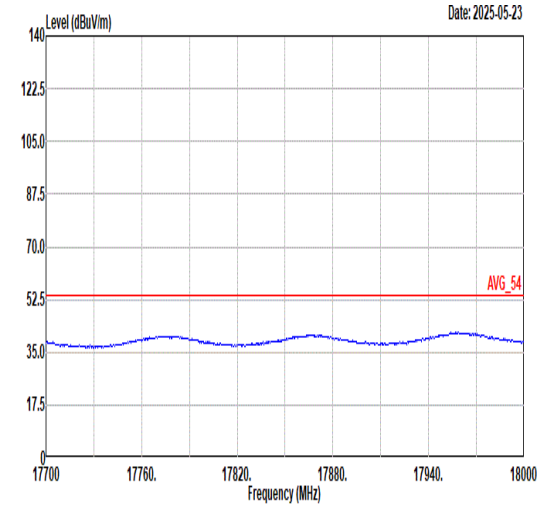 Site : 03CH15-HY Condition: AVG_54 3m 9120D-02294_240620 HORIZONTAL	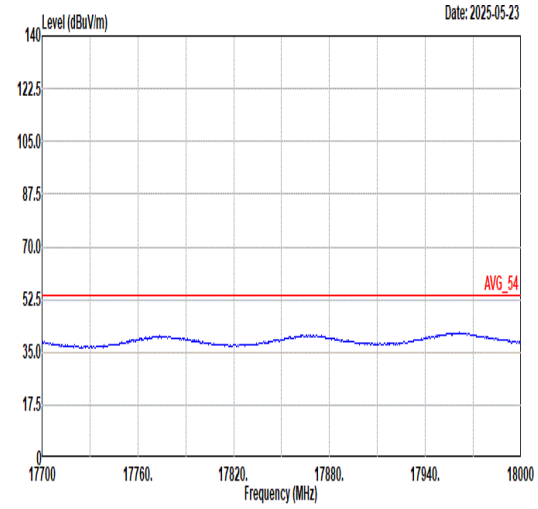 Site : 03CH15-HY Condition: AVG_54 3m 9120D-02294_240620 VERTICAL

Mode	19	
	Band Edge	
	U-NII-2A_5.25-5.35_802.11a_CH64_5320MHz	
ANT	1+2	
Pol.	Horizontal	Fundamental
Peak	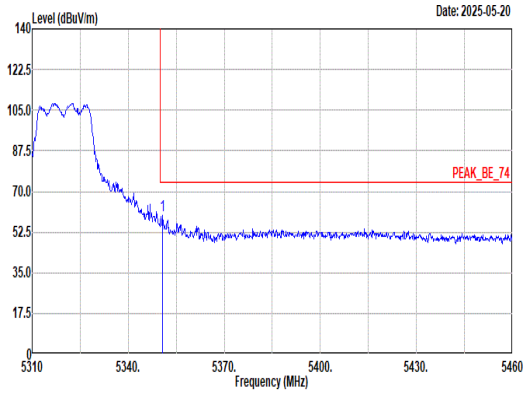 Site : 03CH15-HY Condition: PEAK_BE_74 3m 9120D-02294_240620 HORIZONTAL : RBW:1000.000kHz VBW:3000.000kHz SWT:Auto Freq Level Limit Line Margin Read Level Ant Factor Cable Loss Preamp Factor Aux Factor APos TPos Remark MHz dBuV/m dBuV/m dB dBuV dB/m dB dB dB cm deg 1 5350.65 59.52 74.00 -14.48 54.88 32.90 8.57 36.83 0.00 100 133 PEAK	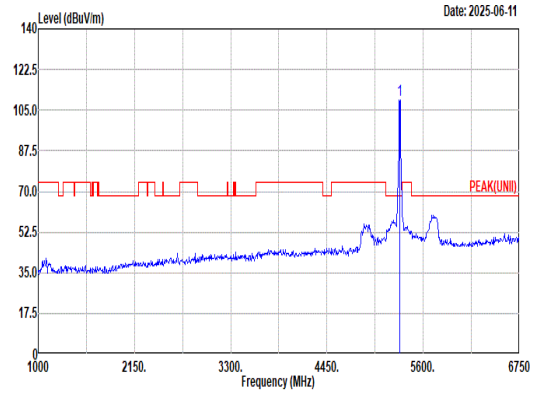 Site : 03CH15-HY Condition: PEAK(UNII) 3m 9120D-02294_240620 HORIZONTAL : RBW:1000.000kHz VBW:3000.000kHz SWT:Auto Freq Level Limit Line Margin Read Level Ant Factor Cable Loss Preamp Factor Aux Factor APos TPos Remark MHz dBuV/m dBuV/m dB dBuV dB/m dB dB dB cm deg 1 5320.00 109.46 ------ ------ 104.84 32.90 8.55 36.83 0.00 100 133 PEAK
Avg	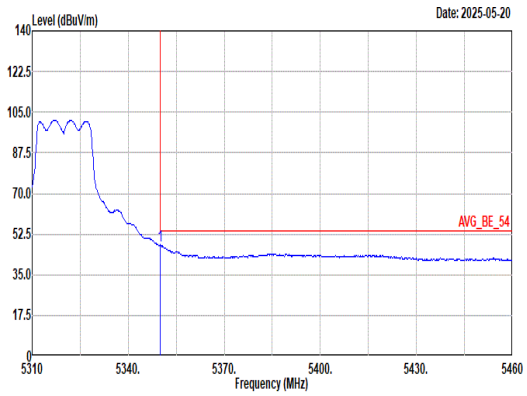 Site : 03CH15-HY Condition: AVG_BE_54 3m 9120D-02294_240620 HORIZONTAL : RBW:1000.000kHz VBW:0.620kHz SWT:Auto Freq Level Limit Line Margin Read Level Ant Factor Cable Loss Preamp Factor Aux Factor APos TPos Remark MHz dBuV/m dBuV/m dB dBuV dB/m dB dB dB cm deg 1 5350.05 47.66 54.00 -6.34 43.02 32.90 8.57 36.83 0.00 100 133 AVERAGE	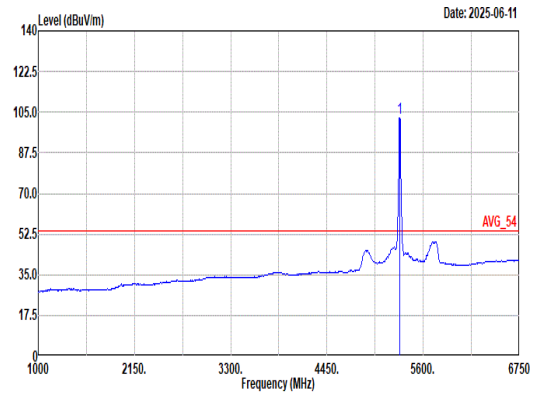 Site : 03CH15-HY Condition: AVG_54 3m 9120D-02294_240620 HORIZONTAL : RBW:1000.000kHz VBW:0.620kHz SWT:Auto Freq Level Limit Line Margin Read Level Ant Factor Cable Loss Preamp Factor Aux Factor APos TPos Remark MHz dBuV/m dBuV/m dB dBuV dB/m dB dB dB cm deg 1 5320.00 102.62 ------ ------ 98.00 32.90 8.55 36.83 0.00 100 133 AVERAGE

Mode	19	
	Band Edge	
	U-NII-2A_5.25-5.35_802.11a_CH64_5320MHz	
ANT	1+2	
Pol.	Vertical	Fundamental
Peak	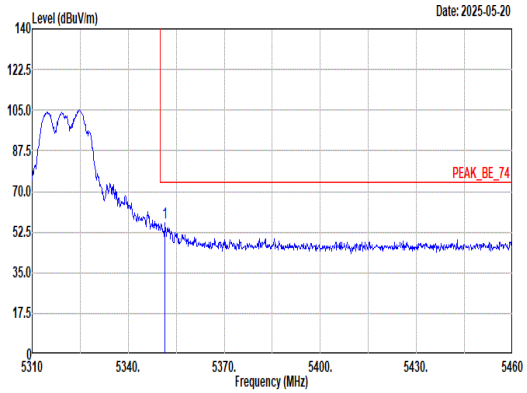 Site : 03CH15-HY Condition: PEAK_BE_74 3m 9120D-02294_240620 VERTICAL : RBW:1000.000kHz VBW:3000.000kHz SWT:Auto Freq Level Limit Line Margin Read Level Ant Factor Cable Loss Preamp Factor Aux Factor APos TPos Remark MHz dBuV/m dBuV/m dB dBuV dB/m dB dB dB cm deg 1 5351.55 56.46 74.00 -17.54 51.82 32.90 8.57 36.83 0.00 400 189 PEAK	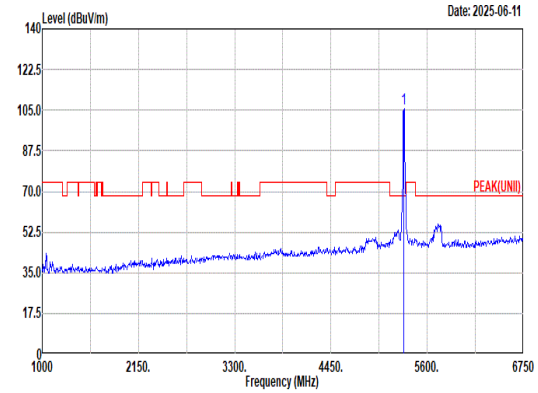 Site : 03CH15-HY Condition: PEAK(UNII) 3m 9120D-02294_240620 VERTICAL : RBW:1000.000kHz VBW:3000.000kHz SWT:Auto Freq Level Limit Line Margin Read Level Ant Factor Cable Loss Preamp Factor Aux Factor APos TPos Remark MHz dBuV/m dBuV/m dB dBuV dB/m dB dB dB cm deg 1 5320.00 105.59 ------ ------ 100.97 32.90 8.55 36.83 0.00 400 189 PEAK
Avg	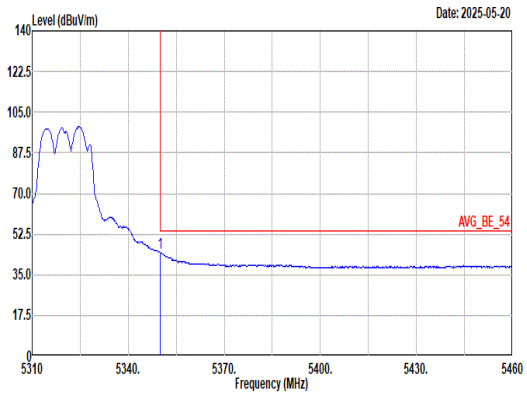 Site : 03CH15-HY Condition: AVG_BE_54 3m 9120D-02294_240620 VERTICAL : RBW:1000.000kHz VBW:8.620kHz SWT:Auto Freq Level Limit Line Margin Read Level Ant Factor Cable Loss Preamp Factor Aux Factor APos TPos Remark MHz dBuV/m dBuV/m dB dBuV dB/m dB dB dB cm deg 1 5350.05 44.59 54.00 -9.41 39.95 32.90 8.57 36.83 0.00 400 189 AVERAGE	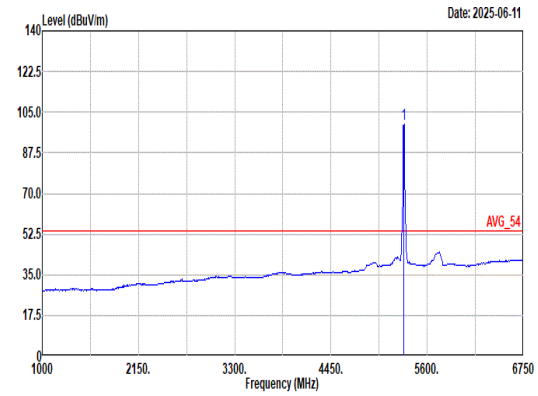 Site : 03CH15-HY Condition: AVG_54 3m 9120D-02294_240620 VERTICAL : RBW:1000.000kHz VBW:8.620kHz SWT:Auto Freq Level Limit Line Margin Read Level Ant Factor Cable Loss Preamp Factor Aux Factor APos TPos Remark MHz dBuV/m dBuV/m dB dBuV dB/m dB dB dB cm deg 1 5320.00 99.80 ------ ------ 95.18 32.90 8.55 36.83 0.00 400 189 AVERAGE

Mode	19	
	Harmonic	
	U-NII-2A_5.25-5.35_802.11a_CH64_5320MHz	
ANT	1+2	
Pol.	Horizontal	Vertical
Peak Avg	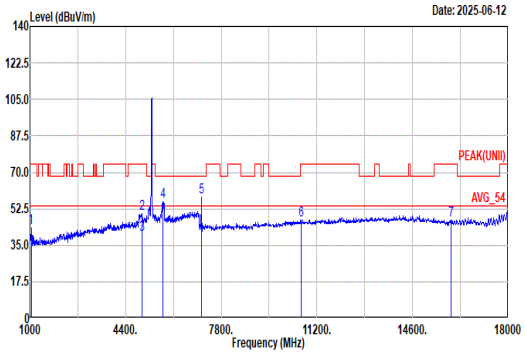 Site : 03CH15-HY Condition: PEAK(UNII) 3m 9120D-02294_240620 HORIZONTAL Freq Level Limit Line Margin Read Level Ant Factor Cable Loss Preamp Factor Aux Factor APos TPos Remark MHz dBuV/m dBuV/m dB dBuV dB/m dB dB dB cm deg 1 1042.00 43.50 74.00 -30.50 52.04 24.92 3.75 37.21 0.00 400 187 PEAK 2 4984.00 50.17 74.00 -23.83 45.53 33.20 8.30 36.86 0.00 400 194 PEAK 3 4984.00 40.36 54.00 -13.64 35.72 33.20 8.30 36.86 0.00 400 194 Average 4 5728.00 56.19 68.20 -12.01 50.45 33.76 8.77 36.79 0.00 400 191 PEAK 5 7098.75 58.23 68.20 -9.97 69.84 36.39 9.80 58.81 1.01 100 50 PEAK 6 10640.00 46.82 74.00 -27.18 52.80 39.00 12.09 57.96 0.89 -- -- PEAK 7 15960.00 46.93 74.00 -27.07 51.12 37.72 15.28 58.16 0.97 -- -- PEAK	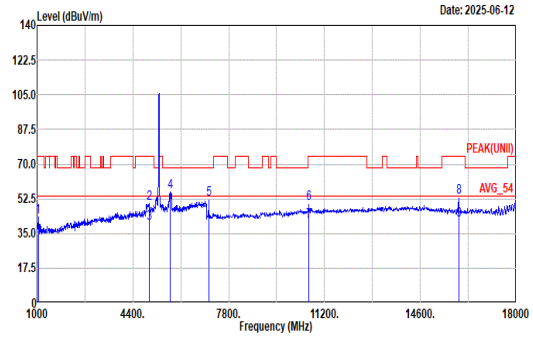 Site : 03CH15-HY Condition: PEAK(UNII) 3m 9120D-02294_240620 VERTICAL Freq Level Limit Line Margin Read Level Ant Factor Cable Loss Preamp Factor Aux Factor APos TPos Remark MHz dBuV/m dBuV/m dB dBuV dB/m dB dB dB cm deg 1 1042.00 43.50 74.00 -30.50 52.04 24.92 3.75 37.21 0.00 400 187 PEAK 2 4984.00 50.17 74.00 -23.83 45.53 33.20 8.30 36.86 0.00 400 194 PEAK 3 4984.00 40.36 54.00 -13.64 35.72 33.20 8.30 36.86 0.00 400 194 Average 4 5728.00 56.19 68.20 -12.01 50.45 33.76 8.77 36.79 0.00 400 191 PEAK 5 7098.75 52.36 68.20 -15.84 63.97 36.39 9.80 58.81 1.01 398 29 PEAK 6 10640.00 50.30 74.00 -23.70 56.28 39.00 12.09 57.96 0.89 362 0 PEAK 7 10640.00 41.13 54.00 -12.87 47.11 39.00 12.09 57.96 0.89 362 0 AVERAGE 8 15960.00 53.33 74.00 -20.67 57.52 37.72 15.28 58.16 0.97 200 352 PEAK 9 15960.00 41.99 54.00 -12.01 46.18 37.72 15.28 58.16 0.97 200 352 AVERAGE

Mode	19	
	Harmonic	
	U-NII-2A_5.25-5.35_802.11a_CH64_5320MHz	
ANT	1+2	
Pol.	Horizontal	Vertical
14.47G ~14.5G Avg	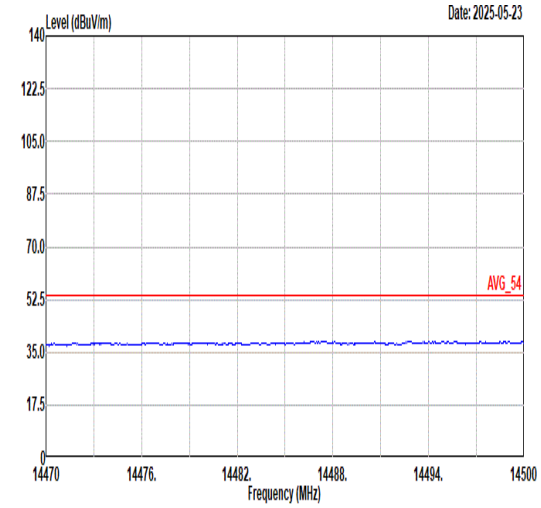 Site : 03CH15-HY Condition: AVG_54 3m 9120D-02294_240620 HORIZONTAL	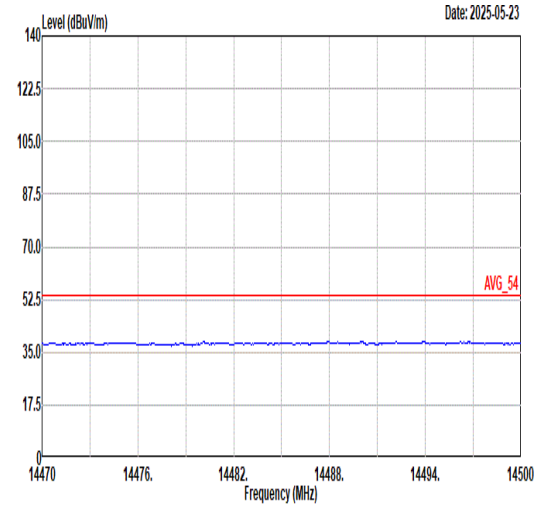 Site : 03CH15-HY Condition: AVG_54 3m 9120D-02294_240620 VERTICAL
17.7G ~18G Avg	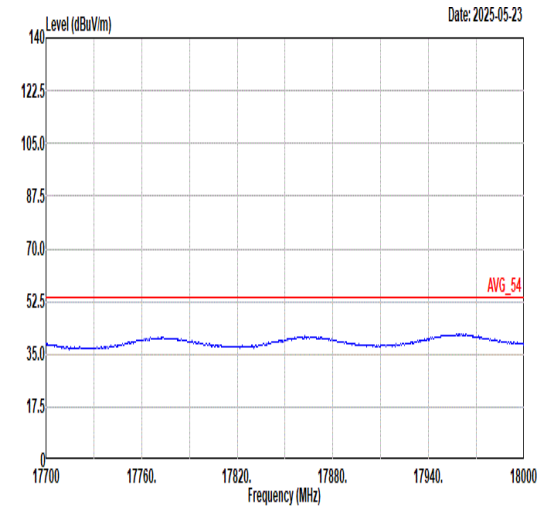 Site : 03CH15-HY Condition: AVG_54 3m 9120D-02294_240620 HORIZONTAL	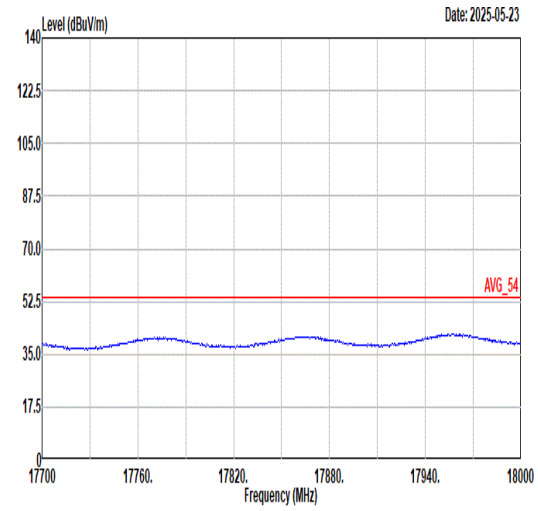 Site : 03CH15-HY Condition: AVG_54 3m 9120D-02294_240620 VERTICAL

Mode	20	
	Band Edge - L	
	U-NII-2A_5.25-5.35_802.11n HT20_CH52_5260MHz	
ANT	1+2	
Pol.	Horizontal	Fundamental
Peak	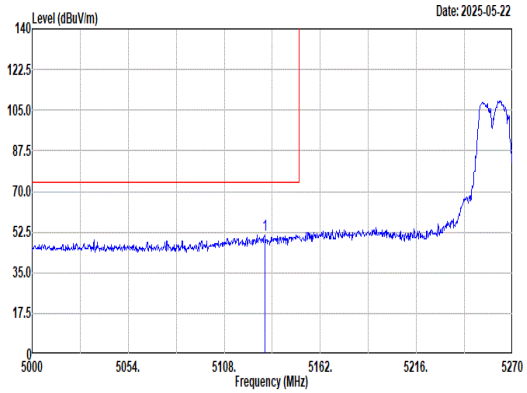 Site : 03CH15-HY Condition: PEAK_BE_74 3m 9120D-02294_240620 HORIZONTAL : RBW:1000.000kHz VBW:3000.000kHz SWT:Auto Freq Level Limit Line Margin Read Level Ant Factor Cable Loss Preamp Factor Aux Factor APos TPos Remark MHz dBuV/m dBuV/m dB dBuV dB/m dB dB dB cm deg 1 5130.68 51.49 74.00 -22.51 46.82 33.12 8.40 36.85 0.00 100 86 PEAK	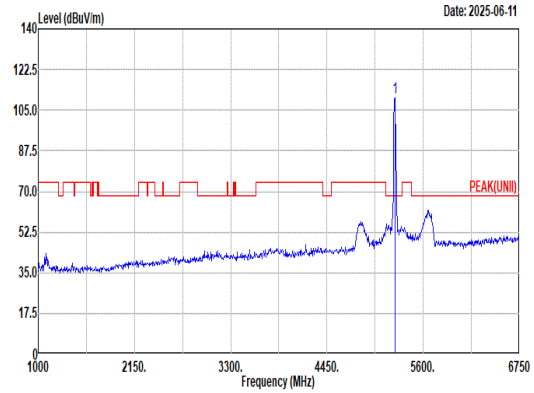 Site : 03CH15-HY Condition: PEAK(UNII) 3m 9120D-02294_240620 HORIZONTAL : RBW:1000.000kHz VBW:3000.000kHz SWT:Auto Freq Level Limit Line Margin Read Level Ant Factor Cable Loss Preamp Factor Aux Factor APos TPos Remark MHz dBuV/m dBuV/m dB dBuV dB/m dB dB dB cm deg 1 5260.00 110.63 ------ ------ 105.99 32.98 8.50 36.84 0.00 100 86 PEAK
Avg	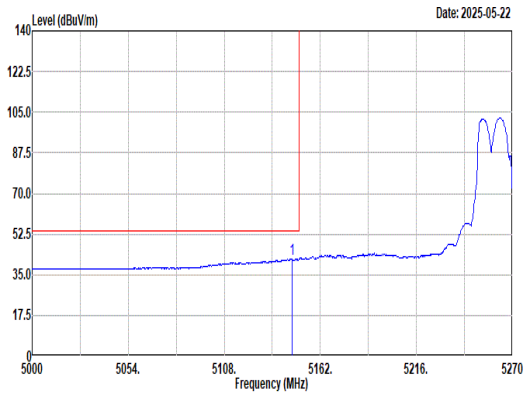 Site : 03CH15-HY Condition: AVG_BE_54 3m 9120D-02294_240620 HORIZONTAL : RBW:1000.000kHz VBW:0.220kHz SWT:Auto Freq Level Limit Line Margin Read Level Ant Factor Cable Loss Preamp Factor Aux Factor APos TPos Remark MHz dBuV/m dBuV/m dB dBuV dB/m dB dB dB cm deg 1 5146.07 41.81 54.00 -12.19 37.07 33.18 8.41 36.85 0.00 100 86 AVERAGE	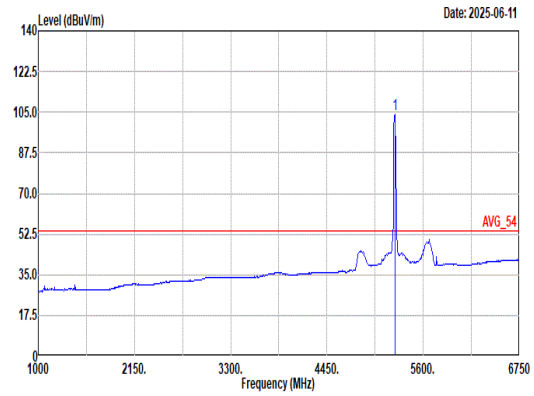 Site : 03CH15-HY Condition: AVG_54 3m 9120D-02294_240620 HORIZONTAL : RBW:1000.000kHz VBW:0.220kHz SWT:Auto Freq Level Limit Line Margin Read Level Ant Factor Cable Loss Preamp Factor Aux Factor APos TPos Remark MHz dBuV/m dBuV/m dB dBuV dB/m dB dB dB cm deg 1 5260.00 104.04 ------ ------ 99.40 32.98 8.50 36.84 0.00 100 86 AVERAGE

Mode	20	
	Band Edge - R	
	U-NII-2A_5.25-5.35_802.11n HT20_CH52_5260MHz	
ANT	1+2	
Pol.	Horizontal	Fundamental
Peak	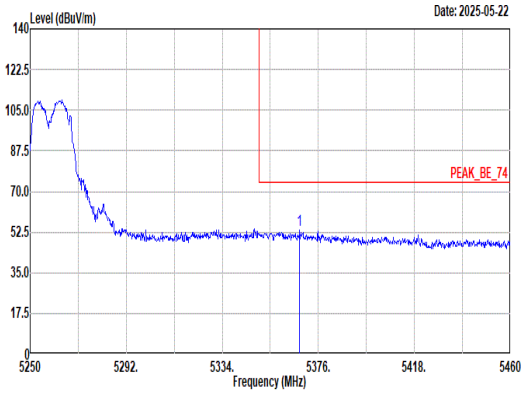 Site : 03CH15-HY Condition: PEAK_BE_74 3m 9120D-02294_240620 HORIZONTAL : RBW:1000.000kHz VBW:3000.000kHz SWT:Auto Freq Level Limit Line Margin Read Level Ant Factor Cable Loss Preamp Factor Aux Factor APos TPos Remark MHz dBuV/m dBuV/m dB dBuV dB/m dB dB dB cm deg 1 5367.81 53.61 74.00 -20.39 49.00 32.86 8.58 36.83 0.00 100 86 PEAK	Blank
Avg	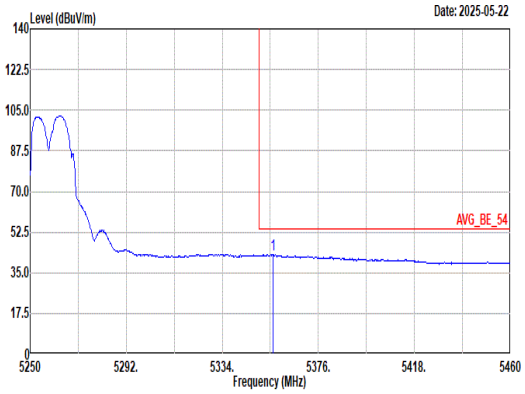 Site : 03CH15-HY Condition: AVG_BE_54 3m 9120D-02294_240620 HORIZONTAL : RBW:1000.000kHz VBW:0.220kHz SWT:Auto Freq Level Limit Line Margin Read Level Ant Factor Cable Loss Preamp Factor Aux Factor APos TPos Remark MHz dBuV/m dBuV/m dB dBuV dB/m dB dB dB cm deg 1 5356.26 42.85 54.00 -11.15 38.21 32.89 8.58 36.83 0.00 100 86 AVERAGE	Blank

Mode	20	
	Band Edge - L	
	U-NII-2A_5.25-5.35_802.11n HT20_CH52_5260MHz	
ANT	1+2	
Pol.	Vertical	Fundamental
Peak	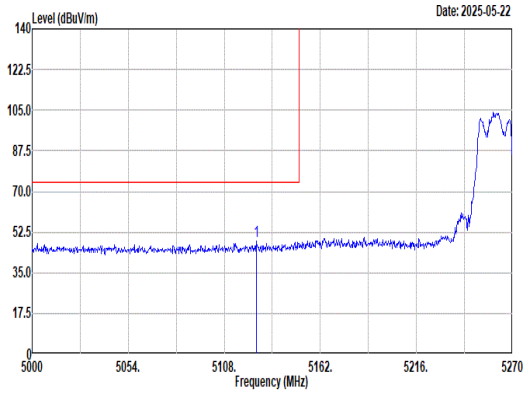 Site : 03CH15-HY Condition: PEAK_BE_74 3m 9120D-02294_240620 VERTICAL : RBW:1000.000kHz VBW:3000.000kHz SWT:Auto Freq Level Limit Line Margin Read Level Ant Factor Cable Loss Preamp Factor Aux Factor APos TPos Remark MHz dBuV/m dBuV/m dB dBuV dB/m dB dB dB cm deg 1 5126.09 48.46 74.00 -25.54 43.81 33.10 8.40 36.85 0.00 100 183 PEAK	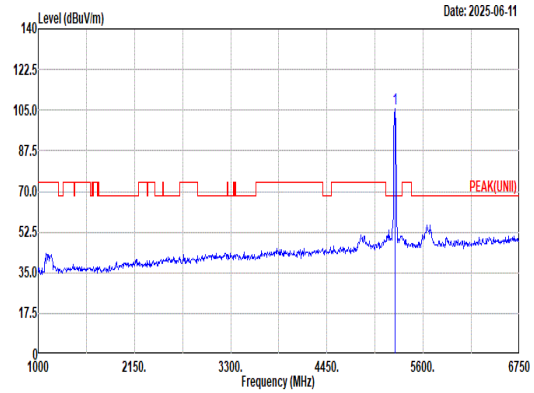 Site : 03CH15-HY Condition: PEAK(UNII) 3m 9120D-02294_240620 VERTICAL : RBW:1000.000kHz VBW:3000.000kHz SWT:Auto Freq Level Limit Line Margin Read Level Ant Factor Cable Loss Preamp Factor Aux Factor APos TPos Remark MHz dBuV/m dBuV/m dB dBuV dB/m dB dB dB cm deg 1 5260.00 105.80 ------ ------ 101.16 32.98 8.50 36.84 0.00 100 183 PEAK
Avg	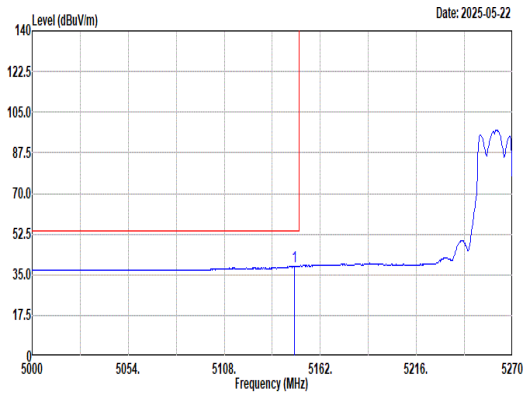 Site : 03CH15-HY Condition: AVG_BE_54 3m 9120D-02294_240620 VERTICAL : RBW:1000.000kHz VBW:0.220kHz SWT:Auto Freq Level Limit Line Margin Read Level Ant Factor Cable Loss Preamp Factor Aux Factor APos TPos Remark MHz dBuV/m dBuV/m dB dBuV dB/m dB dB dB cm deg 1 5147.42 38.70 54.00 -15.30 33.95 33.19 8.41 36.85 0.00 100 183 AVERAGE	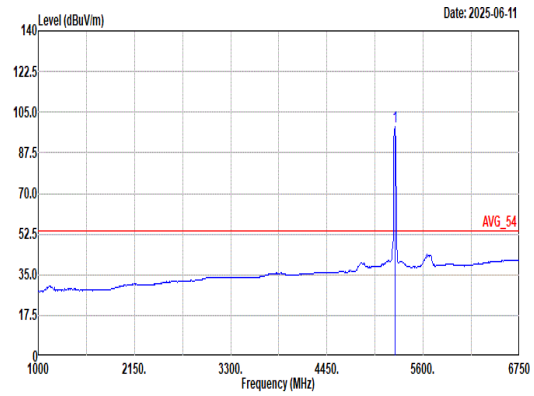 Site : 03CH15-HY Condition: AVG_54 3m 9120D-02294_240620 VERTICAL : RBW:1000.000kHz VBW:0.220kHz SWT:Auto Freq Level Limit Line Margin Read Level Ant Factor Cable Loss Preamp Factor Aux Factor APos TPos Remark MHz dBuV/m dBuV/m dB dBuV dB/m dB dB dB cm deg 1 5260.00 98.79 ------ ------ 94.15 32.98 8.50 36.84 0.00 100 183 AVERAGE

Mode	20	
	Band Edge - R	
	U-NII-2A_5.25-5.35_802.11n HT20_CH52_5260MHz	
ANT	1+2	
Pol.	Vertical	Fundamental
Peak	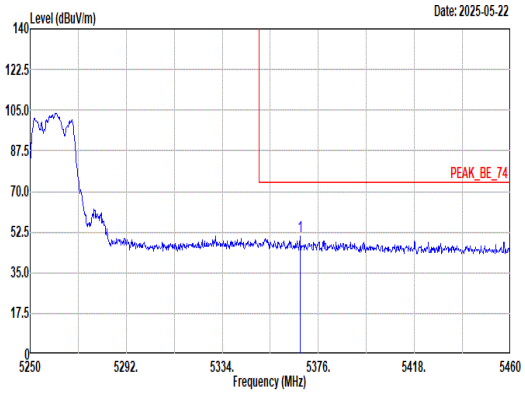 Site : 03CH15-HY Condition: PEAK_BE_74 3m 9120D-02294_240620 VERTICAL : RBW:1000.000kHz VBW:3000.000kHz SWT:Auto Freq Level Limit Line Margin Read Level Ant Factor Cable Loss Preamp Factor Aux Factor APos TPos Remark MHz dBuV/m dBuV/m dB dBuV dB/m dB dB dB cm deg 1 5368.02 50.46 74.00 -23.54 45.85 32.86 8.58 36.83 0.00 100 183 PEAK	Blank
Avg	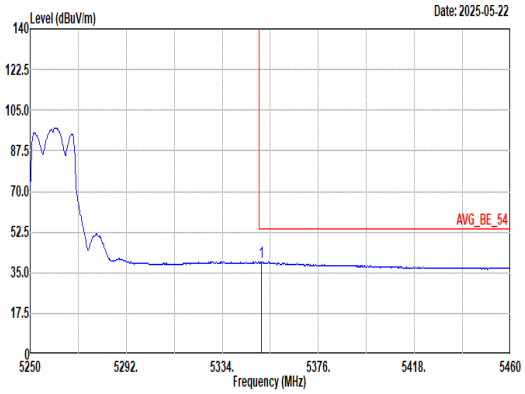 Site : 03CH15-HY Condition: AVG_BE_54 3m 9120D-02294_240620 VERTICAL : RBW:1000.000kHz VBW:0.220kHz SWT:Auto Freq Level Limit Line Margin Read Level Ant Factor Cable Loss Preamp Factor Aux Factor APos TPos Remark MHz dBuV/m dBuV/m dB dBuV dB/m dB dB dB cm deg 1 5351.22 39.68 54.00 -14.32 35.04 32.90 8.57 36.83 0.00 100 183 AVERAGE	Blank

Mode	20	
	Harmonic	
	U-NII-2A_5.25-5.35_802.11n HT20_CH52_5260MHz	
ANT	1+2	
Pol.	Horizontal	Vertical
Peak Avg	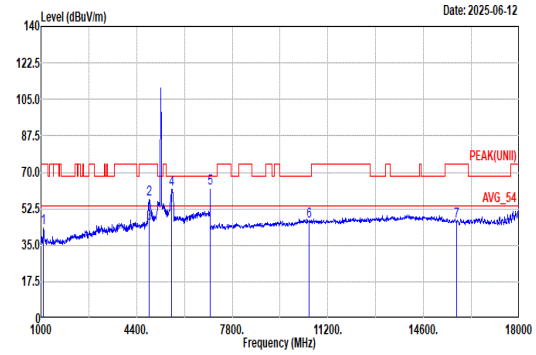 Site : 03CH15-HY Condition: PEAK(UNII) 3m 9120D-02294_240620 HORIZONTAL	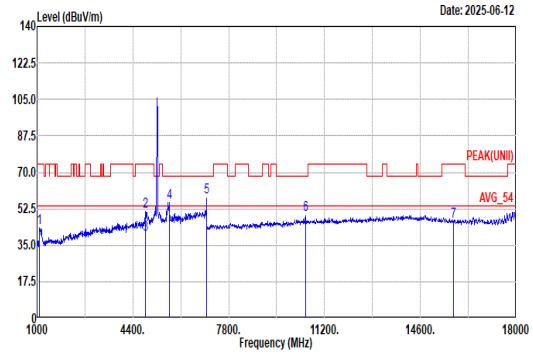 Site : 03CH15-HY Condition: PEAK(UNII) 3m 9120D-02294_240620 VERTICAL

Horizontal:

	Freq	Level	Limit Line	Margin	Read Level	Ant Factor	Cable Loss	Preamp Factor	Aux Factor	APos	TPos	Remark
	MHz	dBuV/m	dBuV/m	dB	dBuV	dB/m	dB	dB	dB	cm	deg	
1	1090.00	43.14	74.00	-30.86	51.36	25.14	3.83	37.19	0.00	100	83	PEAK
2	4852.00	56.81	74.00	-17.19	52.98	32.51	8.19	36.87	0.00	100	90	PEAK
3	4852.00	45.22	54.00	-8.78	41.39	32.51	8.19	36.87	0.00	100	90	Average
4	5650.00	61.88	68.20	-6.32	56.69	33.30	8.69	36.80	0.00	100	88	PEAK
5	7013.33	62.10	68.20	-6.10	74.14	35.95	9.71	58.72	1.02	301	52	PEAK
6	10520.00	46.57	68.20	-21.63	52.96	38.68	12.03	57.99	0.89	--	--	PEAK
7	15780.00	46.60	74.00	-27.40	50.61	37.88	15.17	58.00	0.94	--	--	PEAK

Vertical:

	Freq	Level	Limit Line	Margin	Read Level	Ant Factor	Cable Loss	Preamp Factor	Aux Factor	APos	TPos	Remark
	MHz	dBuV/m	dBuV/m	dB	dBuV	dB/m	dB	dB	dB	cm	deg	
1	1096.00	43.37	74.00	-30.63	51.54	25.18	3.84	37.19	0.00	100	179	PEAK
2	4852.00	51.23	74.00	-22.77	47.40	32.51	8.19	36.87	0.00	100	187	PEAK
3	4852.00	39.98	54.00	-14.02	36.15	32.51	8.19	36.87	0.00	100	187	Average
4	5686.00	55.51	68.20	-12.69	50.00	33.59	8.72	36.80	0.00	100	185	PEAK
5	7013.33	58.01	68.20	-10.19	70.05	35.95	9.71	58.72	1.02	100	27	PEAK
6	10520.00	49.74	68.20	-18.46	56.13	38.68	12.03	57.99	0.89	100	111	PEAK
7	15780.00	46.51	74.00	-27.49	50.52	37.88	15.17	58.00	0.94	--	--	PEAK

Mode	20	
	Harmonic	
	U-NII-2A_5.25-5.35_802.11n HT20_CH52_5260MHz	
ANT	1+2	
Pol.	Horizontal	Vertical
14.47G ~14.5G Avg	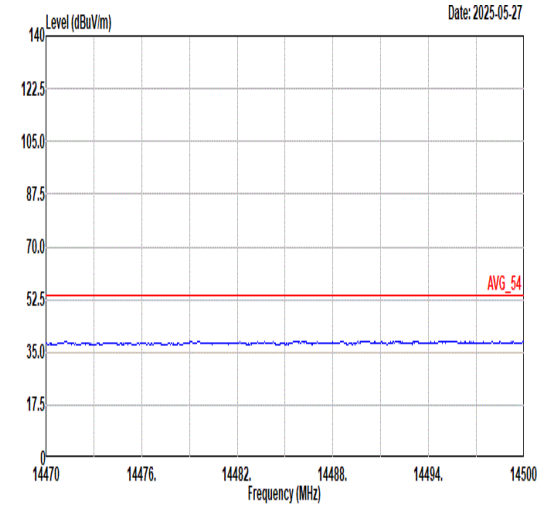 Site : 03CH15-HY Condition: AVG_54 3m 9120D-02294_240620 HORIZONTAL	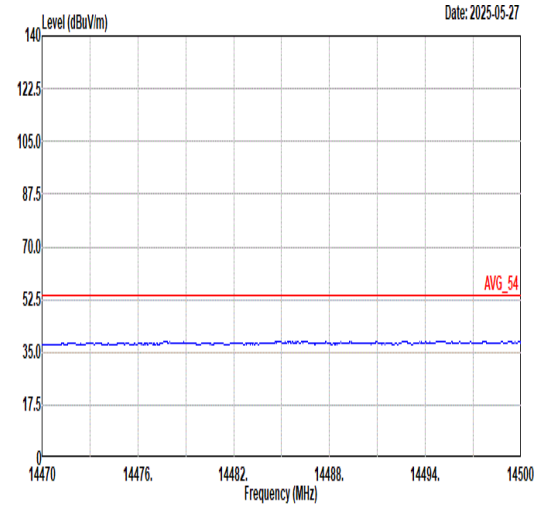 Site : 03CH15-HY Condition: AVG_54 3m 9120D-02294_240620 VERTICAL
17.7G ~18G Avg	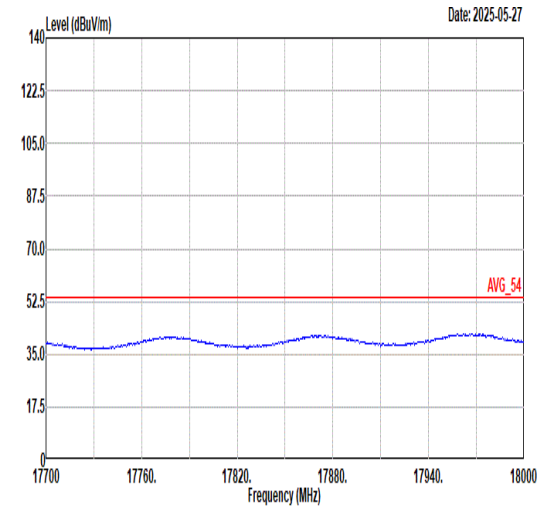 Site : 03CH15-HY Condition: AVG_54 3m 9120D-02294_240620 HORIZONTAL	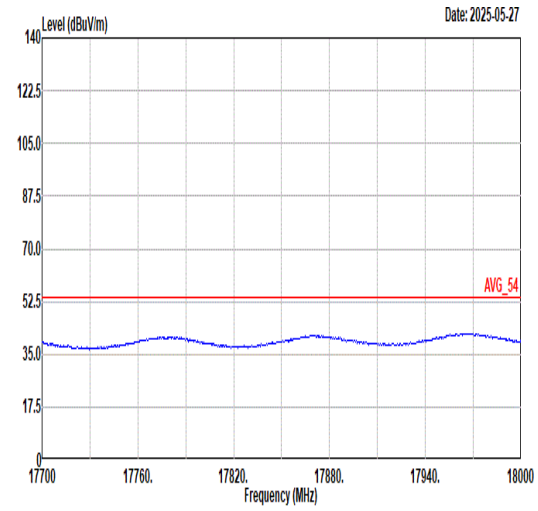 Site : 03CH15-HY Condition: AVG_54 3m 9120D-02294_240620 VERTICAL

Mode	21	
	Band Edge - L	
	U-NII-2A_5.25-5.35_802.11n HT20_CH60_5300MHz	
ANT	1+2	
Pol.	Horizontal	Fundamental
Peak	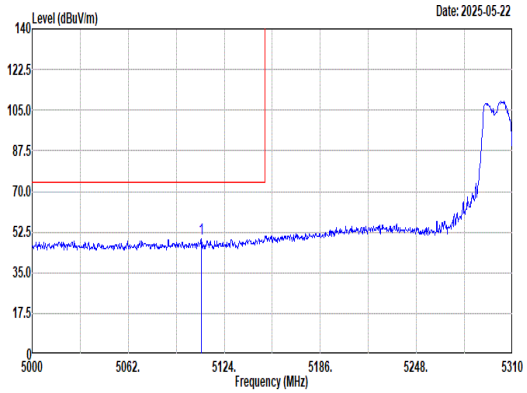 Site : 03CH15-HY Condition: PEAK_BE_74 3m 9120D-02294_240620 HORIZONTAL : RBW:1000.000kHz VBW:3000.000kHz SWT:Auto Freq Level Limit Line Margin Read Level Ant Factor Cable Loss Preamp Factor Aux Factor APos TPos Remark MHz dBuV/m dBuV/m dB dBuV dB/m dB dB dB cm deg 1 5109.12 49.72 74.00 -24.28 45.14 33.04 8.39 36.85 0.00 100 127 PEAK	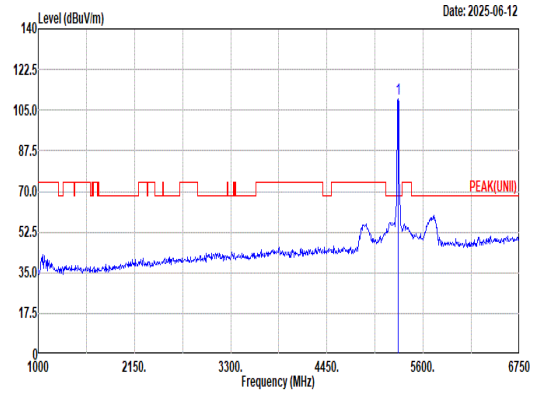 Site : 03CH15-HY Condition: PEAK(UNII) 3m 9120D-02294_240620 HORIZONTAL : RBW:1000.000kHz VBW:3000.000kHz SWT:Auto Freq Level Limit Line Margin Read Level Ant Factor Cable Loss Preamp Factor Aux Factor APos TPos Remark MHz dBuV/m dBuV/m dB dBuV dB/m dB dB dB cm deg 1 5300.00 109.96 ------ ------ 105.37 32.90 8.53 36.84 0.00 100 127 PEAK
Avg	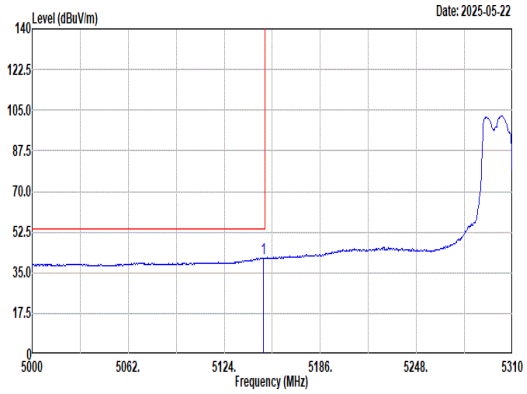 Site : 03CH15-HY Condition: AVG_BE_54 3m 9120D-02294_240620 HORIZONTAL : RBW:1000.000kHz VBW:0.220kHz SWT:Auto Freq Level Limit Line Margin Read Level Ant Factor Cable Loss Preamp Factor Aux Factor APos TPos Remark MHz dBuV/m dBuV/m dB dBuV dB/m dB dB dB cm deg 1 5149.11 41.45 54.00 -12.55 36.69 33.20 8.41 36.85 0.00 100 127 AVERAGE	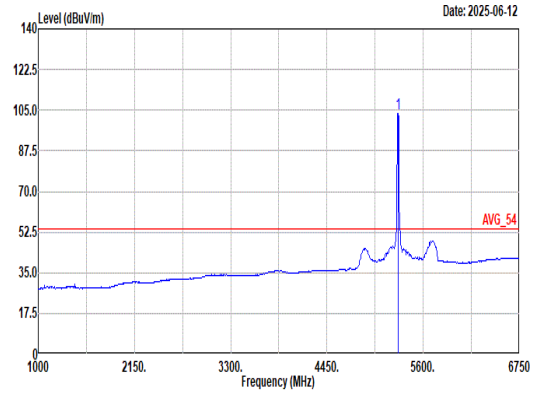 Site : 03CH15-HY Condition: AVG_54 3m 9120D-02294_240620 HORIZONTAL : RBW:1000.000kHz VBW:0.220kHz SWT:Auto Freq Level Limit Line Margin Read Level Ant Factor Cable Loss Preamp Factor Aux Factor APos TPos Remark MHz dBuV/m dBuV/m dB dBuV dB/m dB dB dB cm deg 1 5300.00 103.65 ------ ------ 99.06 32.90 8.53 36.84 0.00 100 127 AVERAGE

Mode	21	
	Band Edge - R	
	U-NII-2A_5.25-5.35_802.11n HT20_CH60_5300MHz	
ANT	1+2	
Pol.	Horizontal	Fundamental
Peak	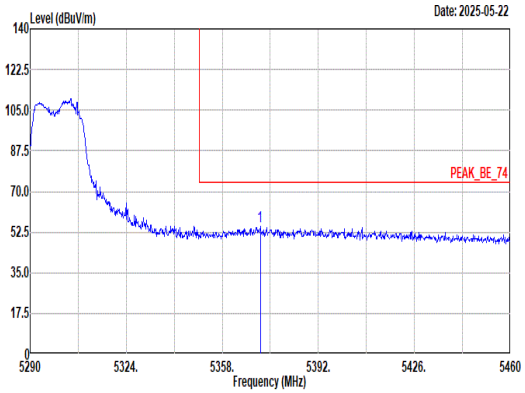 Site : 03CH15-HY Condition: PEAK_BE_74 3m 9120D-02294_240620 HORIZONTAL : RBW:1000.000kHz VBW:3000.000kHz SWT:Auto Freq Level Limit Line Margin Read Level Ant Factor Cable Loss Preamp Factor Aux Factor APos TPos Remark MHz dBuV/m dBuV/m dB dBuV dB/m dB dB dB cm deg 1 5371.43 55.10 74.00 -18.90 50.48 32.86 8.59 36.83 0.00 100 127 PEAK	Blank
Avg	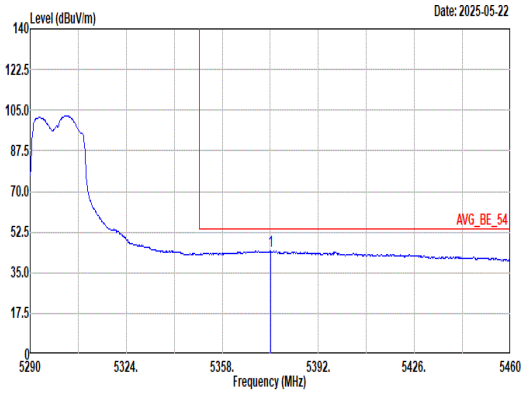 Site : 03CH15-HY Condition: AVG_BE_54 3m 9120D-02294_240620 HORIZONTAL : RBW:1000.000kHz VBW:8.220kHz SWT:Auto Freq Level Limit Line Margin Read Level Ant Factor Cable Loss Preamp Factor Aux Factor APos TPos Remark MHz dBuV/m dBuV/m dB dBuV dB/m dB dB dB cm deg 1 5375.17 44.32 54.00 -9.68 39.71 32.85 8.59 36.83 0.00 100 127 AVERAGE	Blank

Mode	21	
	Band Edge - L	
	U-NII-2A_5.25-5.35_802.11n HT20_CH60_5300MHz	
ANT	1+2	
Pol.	Vertical	Fundamental
Peak	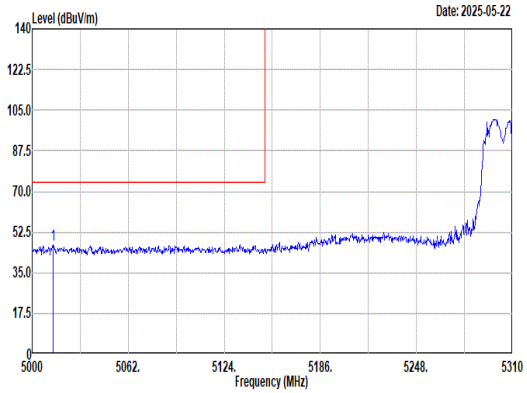 Site : 03CH15-HY Condition: PEAK_BE_74 3m 9120D-02294_240620 VERTICAL : RBW:1000.000kHz VBW:3000.000kHz SWT:Auto Freq Level Limit Line Margin Read Level Ant Factor Cable Loss Preamp Factor Aux Factor APos TPos Remark MHz dBuV/m dBuV/m dB dBuV dB/m dB dB dB cm deg 1 5013.33 47.08 74.00 -26.92 42.40 33.22 8.32 36.86 0.00 400 183 PEAK	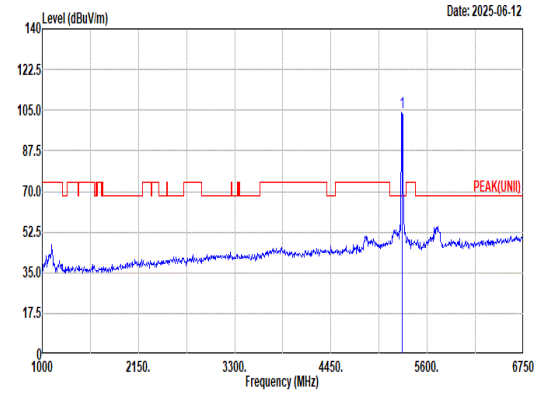 Site : 03CH15-HY Condition: PEAK(UNII) 3m 9120D-02294_240620 VERTICAL : RBW:1000.000kHz VBW:3000.000kHz SWT:Auto Freq Level Limit Line Margin Read Level Ant Factor Cable Loss Preamp Factor Aux Factor APos TPos Remark MHz dBuV/m dBuV/m dB dBuV dB/m dB dB dB cm deg 1 5300.00 103.94 ------ ------ 99.35 32.90 8.53 36.84 0.00 400 183 PEAK
Avg	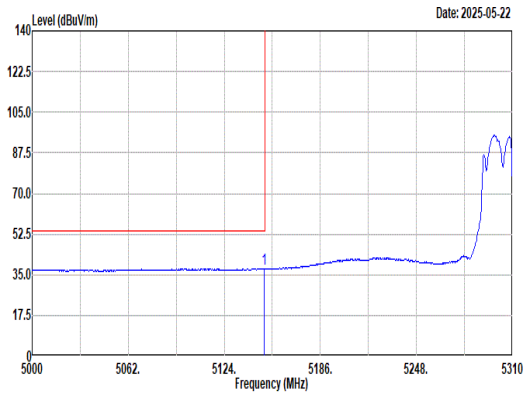 Site : 03CH15-HY Condition: AVG_BE_54 3m 9120D-02294_240620 VERTICAL : RBW:1000.000kHz VBW:0.220kHz SWT:Auto Freq Level Limit Line Margin Read Level Ant Factor Cable Loss Preamp Factor Aux Factor APos TPos Remark MHz dBuV/m dBuV/m dB dBuV dB/m dB dB dB cm deg 1 5149.73 37.60 54.00 -16.40 32.84 33.20 8.41 36.85 0.00 400 183 AVERAGE	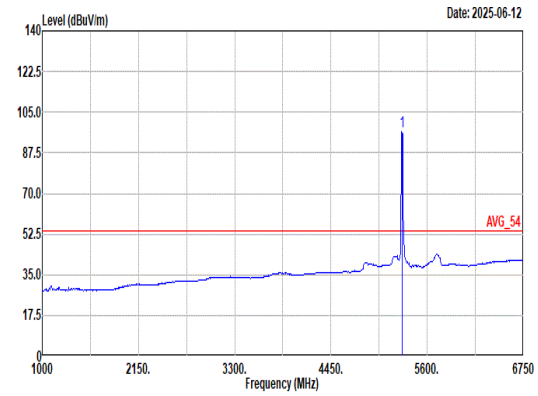 Site : 03CH15-HY Condition: AVG_54 3m 9120D-02294_240620 VERTICAL : RBW:1000.000kHz VBW:0.220kHz SWT:Auto Freq Level Limit Line Margin Read Level Ant Factor Cable Loss Preamp Factor Aux Factor APos TPos Remark MHz dBuV/m dBuV/m dB dBuV dB/m dB dB dB cm deg 1 5300.00 96.53 ------ ------ 91.94 32.90 8.53 36.84 0.00 400 183 AVERAGE

Mode	21	
	Band Edge - R	
	U-NII-2A_5.25-5.35_802.11n HT20_CH60_5300MHz	
ANT	1+2	
Pol.	Vertical	Fundamental
Peak	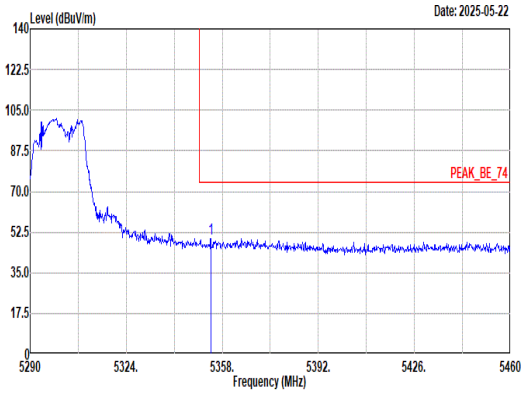 Site : 03CH15-HY Condition: PEAK_BE_74 3m 9120D-02294_240620 VERTICAL : RBW:1000.000kHz VBW:3000.000kHz SWT:Auto Freq Level Limit Line Margin Read Level Ant Factor Cable Loss Preamp Factor Aux Factor APos TPos Remark MHz dBuV/m dBuV/m dB dBuV dB/m dB dB dB cm deg 1 5353.92 49.86 74.00 -24.14 45.23 32.89 8.57 36.83 0.00 400 183 PEAK	Blank
Avg	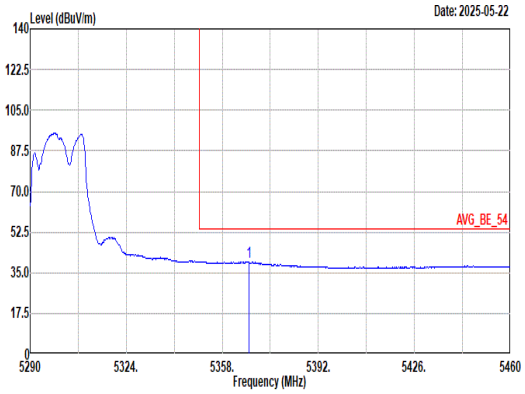 Site : 03CH15-HY Condition: AVG_BE_54 3m 9120D-02294_240620 VERTICAL : RBW:1000.000kHz VBW:0.220kHz SWT:Auto Freq Level Limit Line Margin Read Level Ant Factor Cable Loss Preamp Factor Aux Factor APos TPos Remark MHz dBuV/m dBuV/m dB dBuV dB/m dB dB dB cm deg 1 5367.35 39.73 54.00 -14.27 35.11 32.87 8.58 36.83 0.00 400 183 AVERAGE	Blank

Mode	21	
	Harmonic	
	U-NII-2A_5.25-5.35_802.11n HT20_CH60_5300MHz	
ANT	1+2	
Pol.	Horizontal	Vertical
Peak Avg	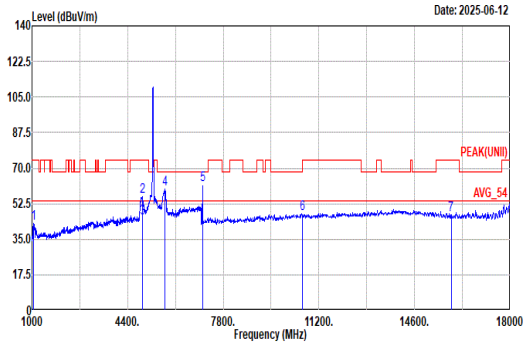 Site : 03CH15-HY Condition: PEAK(UNII) 3m 9120D-02294_240620 HORIZONTAL	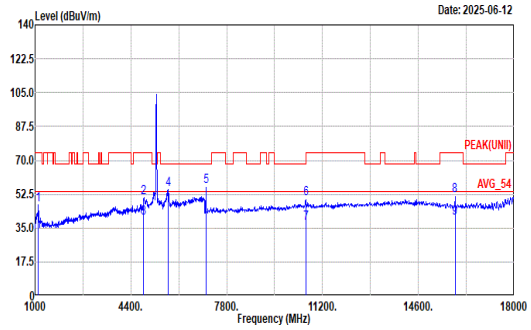 Site : 03CH15-HY Condition: PEAK(UNII) 3m 9120D-02294_240620 VERTICAL

Horizontal:

	Freq	Level	Limit Line	Margin	Read Level	Ant Factor	Cable Loss	Preamp Factor	Aux Factor	APos	TPos	Remark
	MHz	dBuV/m	dBuV/m	dB	dBuV	dB/m	dB	dB	dB	cm	deg	
1	1060.00	43.01	74.00	-30.99	51.47	24.96	3.78	37.20	0.00	100	124	PEAK
2	4918.00	56.00	74.00	-18.00	51.82	32.81	8.24	36.87	0.00	100	132	PEAK
3	4918.00	45.28	54.00	-8.72	41.10	32.81	8.24	36.87	0.00	100	132	Average
4	5728.00	59.80	68.20	-8.40	54.06	33.76	8.77	36.79	0.00	100	129	PEAK
5	7066.67	61.78	68.20	-6.42	52.58	36.20	9.77	36.77	0.00	275	51	PEAK
6	10600.00	47.56	74.00	-26.44	34.10	39.00	12.07	37.61	0.00	--	--	PEAK
7	15900.00	46.94	74.00	-27.06	31.75	37.90	15.24	37.95	0.00	--	--	PEAK

Vertical:

	Freq	Level	Limit Line	Margin	Read Level	Ant Factor	Cable Loss	Preamp Factor	Aux Factor	APos	TPos	Remark
	MHz	dBuV/m	dBuV/m	dB	dBuV	dB/m	dB	dB	dB	cm	deg	
1	1114.00	46.89	74.00	-27.11	54.83	25.37	3.87	37.18	0.00	400	180	PEAK
2	4858.00	50.91	74.00	-23.09	47.05	32.53	8.20	36.87	0.00	400	187	PEAK
3	4858.00	40.35	54.00	-13.65	36.49	32.53	8.20	36.87	0.00	400	187	Average
4	5728.00	54.95	68.20	-13.25	49.21	33.76	8.77	36.79	0.00	400	185	PEAK
5	7066.67	56.42	68.20	-11.78	47.22	36.20	9.77	36.77	0.00	100	26	PEAK
6	10600.00	50.13	74.00	-23.87	36.67	39.00	12.07	37.61	0.00	100	142	PEAK
7	10600.00	37.53	74.00	-36.47	24.07	39.00	12.07	37.61	0.00	100	142	AVERAGE
8	15900.00	51.80	74.00	-22.20	36.61	37.90	15.24	37.95	0.00	297	354	PEAK
9	15900.00	40.11	74.00	-33.89	24.92	37.90	15.24	37.95	0.00	297	354	AVERAGE

Mode	21	
	Harmonic	
	U-NII-2A_5.25-5.35_802.11n HT20_CH60_5300MHz	
ANT	1+2	
Pol.	Horizontal	Vertical
14.47G ~14.5G Avg	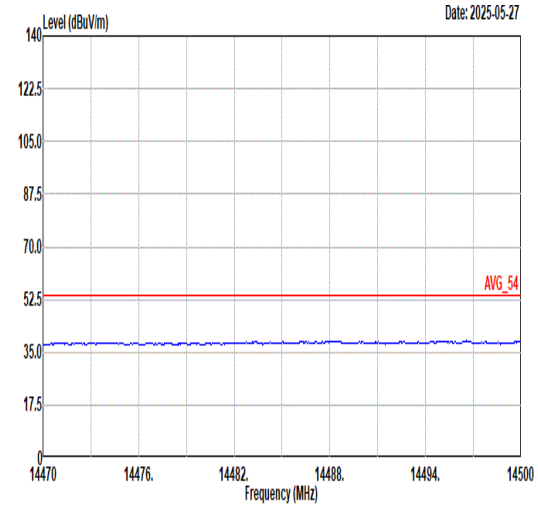 Site : 03CH15-HY Condition: AVG_54 3m 9120D-02294_240620 HORIZONTAL	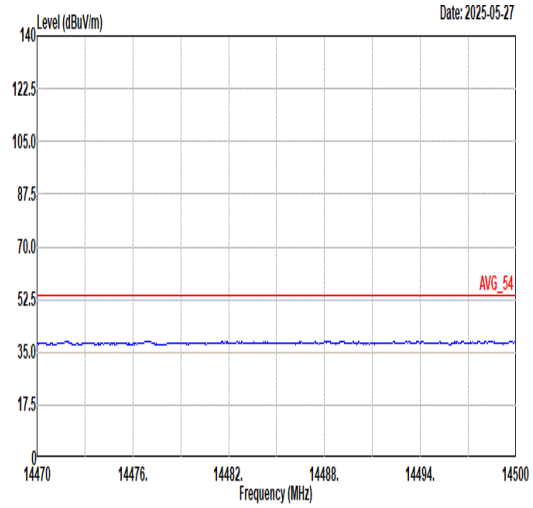 Site : 03CH15-HY Condition: AVG_54 3m 9120D-02294_240620 VERTICAL
17.7G ~18G Avg	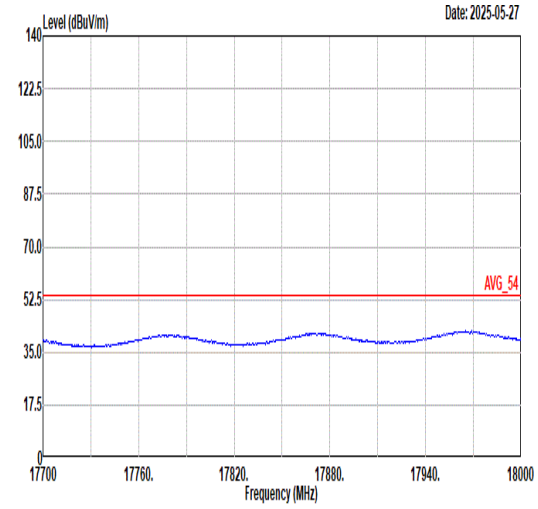 Site : 03CH15-HY Condition: AVG_54 3m 9120D-02294_240620 HORIZONTAL	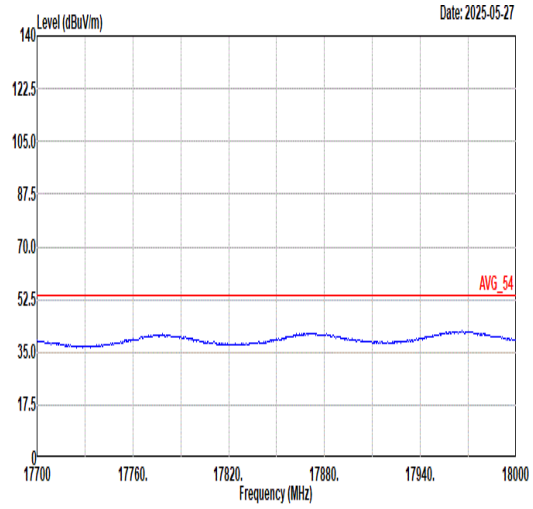 Site : 03CH15-HY Condition: AVG_54 3m 9120D-02294_240620 VERTICAL

Mode	22	
	Band Edge	
	U-NII-2A_5.25-5.35_802.11n HT20_CH64_5320MHz	
ANT	1+2	
Pol.	Horizontal	Fundamental
Peak	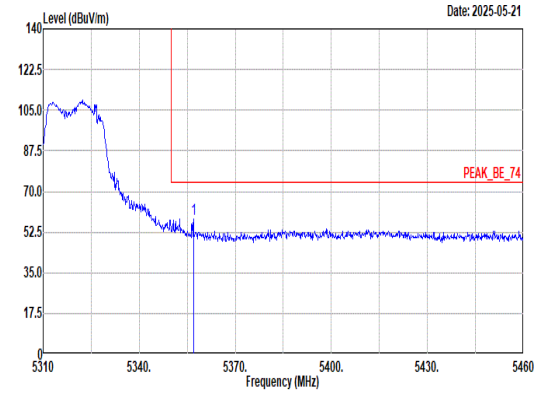 Site : 03CH15-HY Condition: PEAK_BE_74 3m 9120D-02294_240620 HORIZONTAL : RBW:1000.000kHz VBW:3000.000kHz SWT:Auto Freq Level Limit Line Margin Read Level Ant Factor Cable Loss Preamp Factor Aux Factor APos TPos Remark MHz dBuV/m dBuV/m dB dBuV dB/m dB dB dB cm deg 1 5356.95 58.27 74.00 -15.73 53.63 32.89 8.58 36.83 0.00 102 124 PEAK	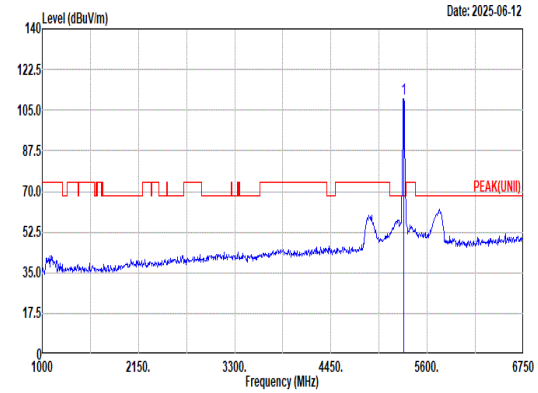 Site : 03CH15-HY Condition: PEAK(UNII) 3m 9120D-02294_240620 HORIZONTAL : RBW:1000.000kHz VBW:3000.000kHz SWT:Auto Freq Level Limit Line Margin Read Level Ant Factor Cable Loss Preamp Factor Aux Factor APos TPos Remark MHz dBuV/m dBuV/m dB dBuV dB/m dB dB dB cm deg 1 5320.00 110.04 ------ ------ 105.42 32.90 8.55 36.83 0.00 102 124 PEAK
Avg	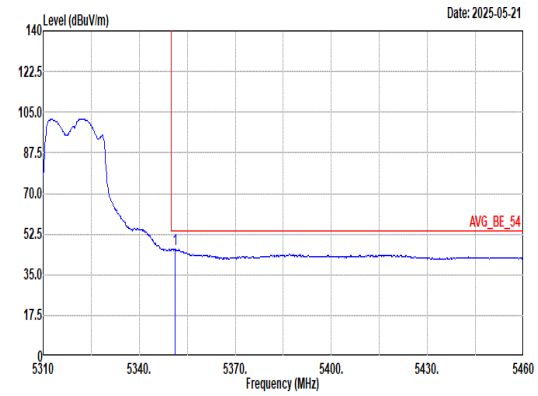 Site : 03CH15-HY Condition: AVG_BE_54 3m 9120D-02294_240620 HORIZONTAL : RBW:1000.000kHz VBW:0.220kHz SWT:Auto Freq Level Limit Line Margin Read Level Ant Factor Cable Loss Preamp Factor Aux Factor APos TPos Remark MHz dBuV/m dBuV/m dB dBuV dB/m dB dB dB cm deg 1 5351.10 45.94 54.00 -8.06 41.30 32.90 8.57 36.83 0.00 102 124 AVERAGE	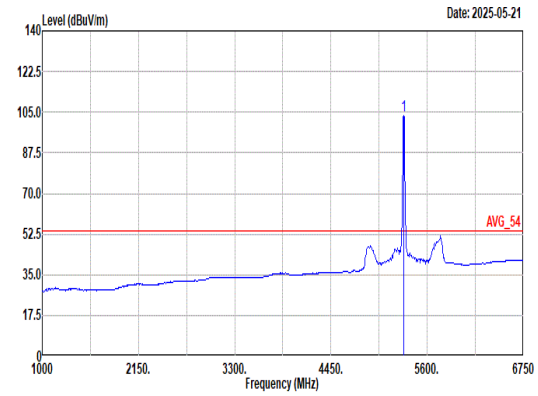 Site : 03CH15-HY Condition: AVG_54 3m 9120D-02294_240620 HORIZONTAL : RBW:1000.000kHz VBW:0.220kHz SWT:Auto Freq Level Limit Line Margin Read Level Ant Factor Cable Loss Preamp Factor Aux Factor APos TPos Remark MHz dBuV/m dBuV/m dB dBuV dB/m dB dB dB cm deg 1 5320.00 103.41 ------ ------ 98.79 32.90 8.55 36.83 0.00 102 124 AVERAGE

Mode	22	
	Band Edge	
	U-NII-2A_5.25-5.35_802.11n HT20_CH64_5320MHz	
ANT	1+2	
Pol.	Vertical	Fundamental
Peak	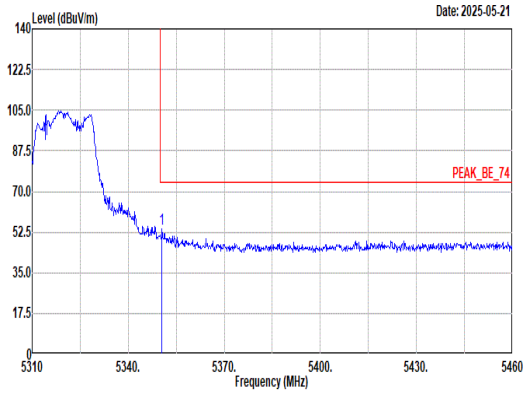 Site : 03CH15-HY Condition: PEAK_BE_74 3m 9120D-02294_240620 VERTICAL : RBW:1000.000kHz VBW:3000.000kHz SWT:Auto Freq Level Limit Line Margin Read Level Ant Factor Cable Loss Preamp Factor Aux Factor APos TPos Remark MHz dBuV/m dBuV/m dB dBuV dB/m dB dB dB cm deg 1 5350.50 54.00 74.00 -20.00 49.36 32.90 8.57 36.83 0.00 400 182 PEAK	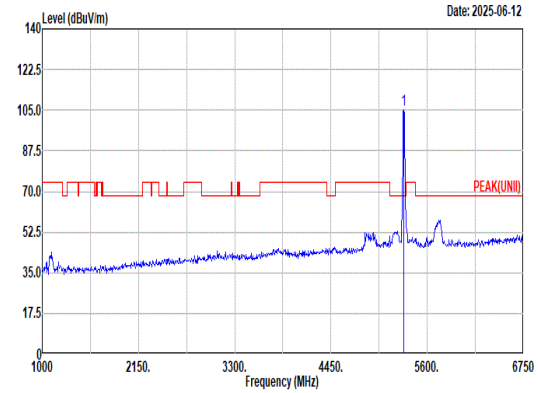 Site : 03CH15-HY Condition: PEAK(UNII) 3m 9120D-02294_240620 VERTICAL : RBW:1000.000kHz VBW:3000.000kHz SWT:Auto Freq Level Limit Line Margin Read Level Ant Factor Cable Loss Preamp Factor Aux Factor APos TPos Remark MHz dBuV/m dBuV/m dB dBuV dB/m dB dB dB cm deg 1 5320.00 105.34 ------ ------ 100.72 32.90 8.55 36.83 0.00 400 182 PEAK
Avg	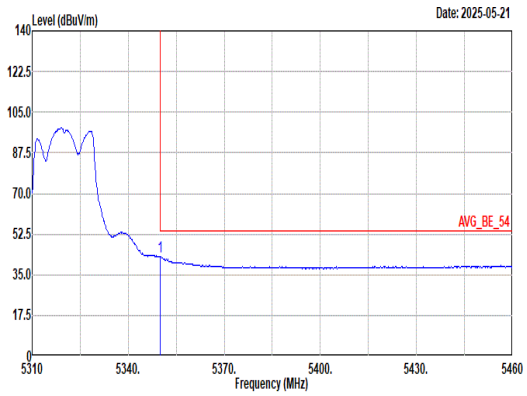 Site : 03CH15-HY Condition: AVG_BE_54 3m 9120D-02294_240620 VERTICAL : RBW:1000.000kHz VBW:0.220kHz SWT:Auto Freq Level Limit Line Margin Read Level Ant Factor Cable Loss Preamp Factor Aux Factor APos TPos Remark MHz dBuV/m dBuV/m dB dBuV dB/m dB dB dB cm deg 1 5350.05 42.61 54.00 -11.39 37.97 32.90 8.57 36.83 0.00 400 182 AVERAGE	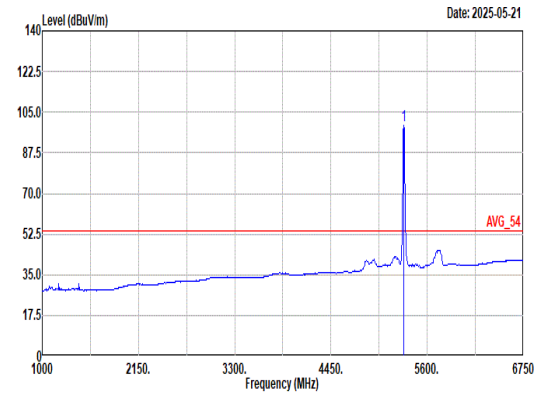 Site : 03CH15-HY Condition: AVG_54 3m 9120D-02294_240620 VERTICAL : RBW:1000.000kHz VBW:0.220kHz SWT:Auto Freq Level Limit Line Margin Read Level Ant Factor Cable Loss Preamp Factor Aux Factor APos TPos Remark MHz dBuV/m dBuV/m dB dBuV dB/m dB dB dB cm deg 1 5320.00 99.28 ------ ------ 94.66 32.90 8.55 36.83 0.00 400 182 AVERAGE

Mode	22	
	Harmonic	
	U-NII-2A_5.25-5.35_802.11n HT20_CH64_5320MHz	
ANT	1+2	
Pol.	Horizontal	Vertical
Peak Avg	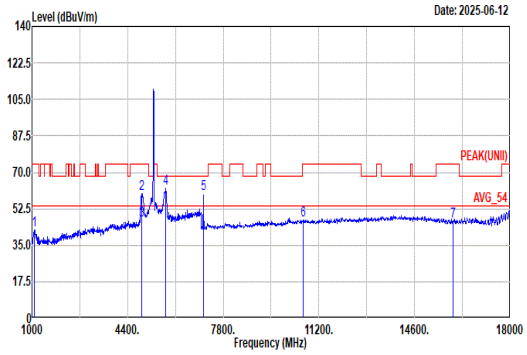 Site : 03CH15-HY Condition: PEAK(UNII) 3m 9120D-02294_240620 HORIZONTAL	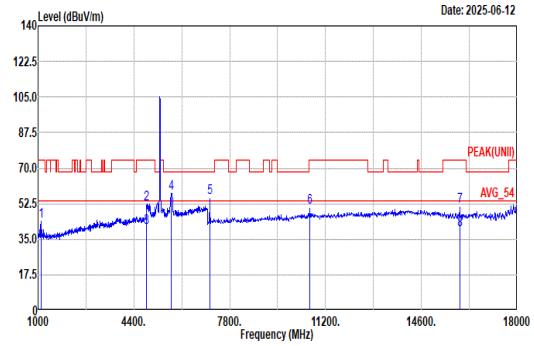 Site : 03CH15-HY Condition: PEAK(UNII) 3m 9120D-02294_240620 VERTICAL

Horizontal:

	Freq	Level	Limit Line	Margin	Read Level	Ant Factor	Cable Loss	Preamp Factor	Aux Factor	APos	TPos	Remark
	MHz	dBuV/m	dBuV/m	dB	dBuV	dB/m	dB	dB	dB	cm	deg	
1	1096.00	42.49	74.00	-31.51	50.66	25.18	3.84	37.19	0.00	102	124	Peak
2	4906.00	59.66	74.00	-14.34	55.56	32.74	8.23	36.87	0.00	100	134	Peak
3	4906.00	47.26	54.00	-6.74	43.16	32.74	8.23	36.87	0.00	100	134	Average
4	5746.00	62.12	68.20	-6.08	56.33	33.79	8.79	36.79	0.00	100	131	Peak
5	7093.33	59.52	68.20	-8.68	71.17	36.36	9.79	58.81	1.01	100	53	PEAK
6	10640.00	46.94	74.00	-27.06	52.92	39.00	12.09	57.96	0.89	--	--	PEAK
7	15960.00	46.25	74.00	-27.75	50.44	37.72	15.28	58.16	0.97	--	--	PEAK

Vertical:

	Freq	Level	Limit Line	Margin	Read Level	Ant Factor	Cable Loss	Preamp Factor	Aux Factor	APos	TPos	Remark
	MHz	dBuV/m	dBuV/m	dB	dBuV	dB/m	dB	dB	dB	cm	deg	
1	1108.00	44.00	74.00	-30.00	52.03	25.30	3.86	37.19	0.00	400	182	Peak
2	4858.00	52.11	74.00	-21.89	48.25	32.53	8.20	36.87	0.00	300	172	Peak
3	4858.00	40.83	54.00	-13.17	36.97	32.53	8.20	36.87	0.00	300	172	Average
4	5734.00	57.37	68.20	-10.83	51.61	33.77	8.78	36.79	0.00	400	182	Peak
5	7093.33	55.67	68.20	-12.53	67.32	36.36	9.79	58.81	1.01	300	331	PEAK
6	10640.00	50.68	74.00	-23.32	56.66	39.00	12.09	57.96	0.89	385	0	PEAK
7	15960.00	51.47	74.00	-22.53	55.66	37.72	15.28	58.16	0.97	202	353	PEAK
8	15960.00	39.81	54.00	-14.19	44.00	37.72	15.28	58.16	0.97	202	353	AVERAGE

Mode	22	
	Harmonic	
	U-NII-2A_5.25-5.35_802.11n HT20_CH64_5320MHz	
ANT	1+2	
Pol.	Horizontal	Vertical
14.47G ~14.5G Avg	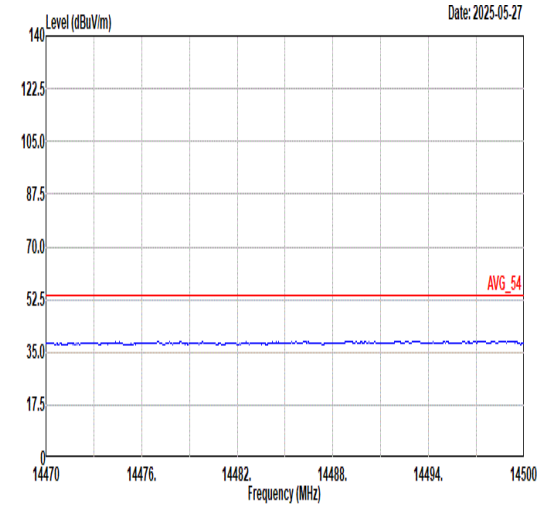 Site : 03CH15-HY Condition: AVG_54 3m 9120D-02294_240620 HORIZONTAL	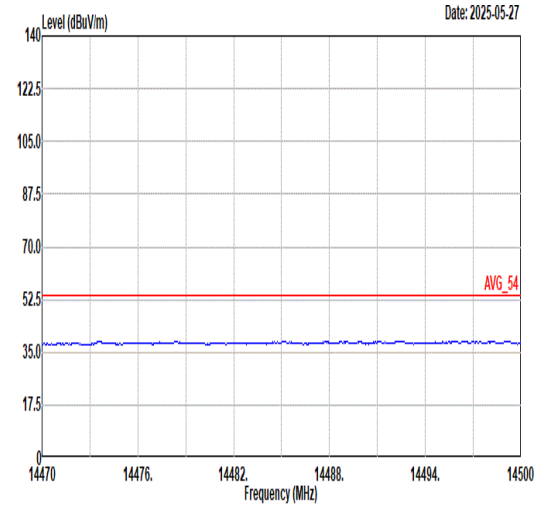 Site : 03CH15-HY Condition: AVG_54 3m 9120D-02294_240620 VERTICAL
17.7G ~18G Avg	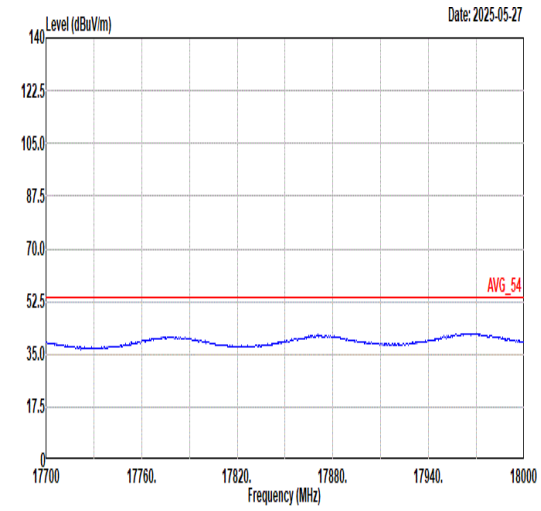 Site : 03CH15-HY Condition: AVG_54 3m 9120D-02294_240620 HORIZONTAL	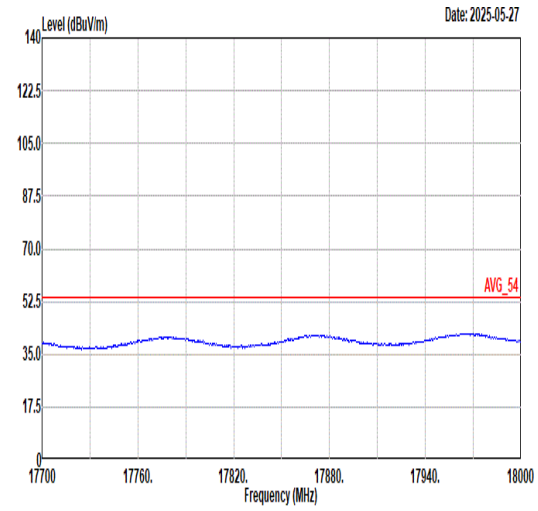 Site : 03CH15-HY Condition: AVG_54 3m 9120D-02294_240620 VERTICAL

Mode	23	
	Band Edge - L	
	U-NII-2A_5.25-5.35_802.11ax HE20_CH52_Full RU_5260MHz	
ANT	1+2	
Pol.	Horizontal	Fundamental
Peak	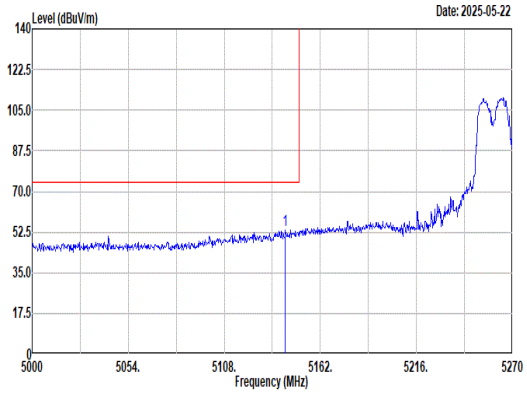 Site : 03CH15-HY Condition: PEAK_BE_74 3m 9120D-02294_240620 HORIZONTAL : RBW:1000.000kHz VBW:3000.000kHz SWT:Auto Freq Level Limit Line Margin Read Level Ant Factor Cable Loss Preamp Factor Aux Factor APos TPos Remark MHz dBuV/m dBuV/m dB dBuV dB/m dB dB dB cm deg 1 5142.29 53.36 74.00 -20.64 48.63 33.17 8.41 36.85 0.00 116 89 PEAK	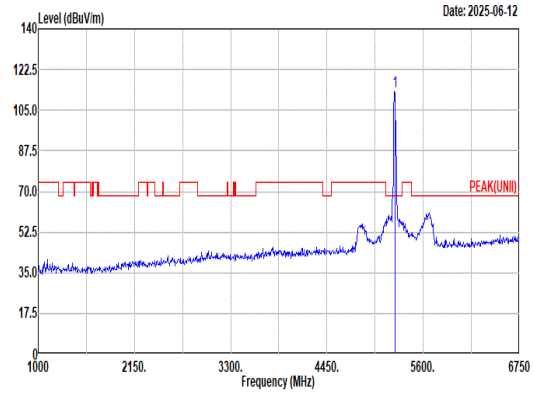 Site : 03CH15-HY Condition: PEAK(UNII) 3m 9120D-02294_240620 HORIZONTAL : RBW:1000.000kHz VBW:3000.000kHz SWT:Auto Freq Level Limit Line Margin Read Level Ant Factor Cable Loss Preamp Factor Aux Factor APos TPos Remark MHz dBuV/m dBuV/m dB dBuV dB/m dB dB dB cm deg 1 5260.00 112.96 ------ ------ 108.32 32.98 8.50 36.84 0.00 116 89 PEAK
Avg	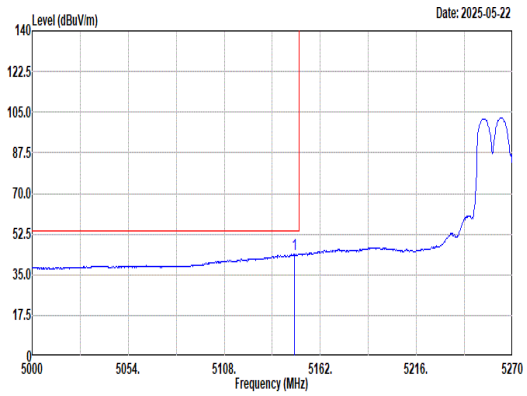 Site : 03CH15-HY Condition: AVG_BE_54 3m 9120D-02294_240620 HORIZONTAL : RBW:1000.000kHz VBW:0.300kHz SWT:Auto Freq Level Limit Line Margin Read Level Ant Factor Cable Loss Preamp Factor Aux Factor APos TPos Remark MHz dBuV/m dBuV/m dB dBuV dB/m dB dB dB cm deg 1 5147.42 43.97 54.00 -10.03 39.22 33.19 8.41 36.85 0.00 116 89 AVERAGE	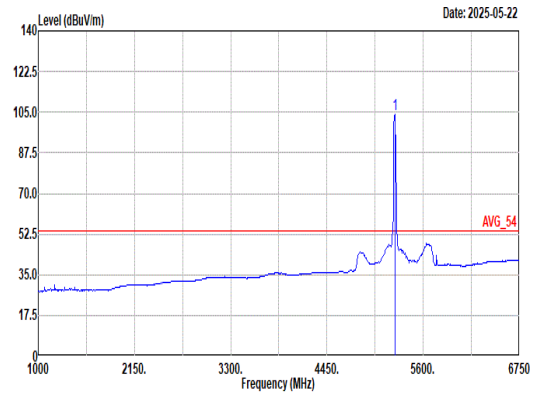 Site : 03CH15-HY Condition: AVG_54 3m 9120D-02294_240620 HORIZONTAL : RBW:1000.000kHz VBW:0.300kHz SWT:Auto Freq Level Limit Line Margin Read Level Ant Factor Cable Loss Preamp Factor Aux Factor APos TPos Remark MHz dBuV/m dBuV/m dB dBuV dB/m dB dB dB cm deg 1 5260.00 104.00 ------ ------ 99.37 32.97 8.50 36.84 0.00 116 89 AVERAGE

Mode	23	
	Band Edge - R	
	U-NII-2A_5.25-5.35_802.11ax HE20_CH52_Full RU_5260MHz	
ANT	1+2	
Pol.	Horizontal	Fundamental
Peak	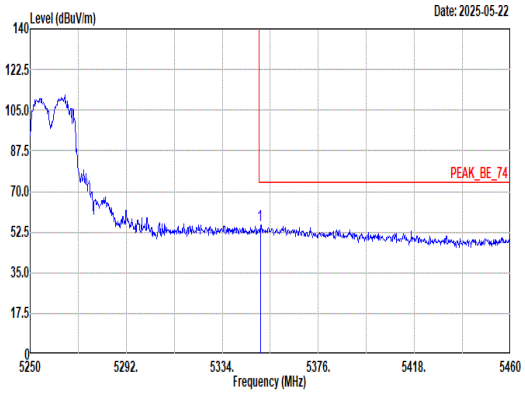 Site : 03CH15-HY Condition: PEAK_BE_74 3m 9120D-02294_240620 HORIZONTAL : RBW:1000.000kHz VBW:3000.000kHz SWT:Auto Freq Level Limit Line Margin Read Level Ant Factor Cable Loss Preamp Factor Aux Factor APos TPos Remark MHz dBuV/m dBuV/m dB dBuV dB/m dB dB dB cm deg 1 5350.59 55.26 74.00 -18.74 50.62 32.90 8.57 36.83 0.00 116 89 PEAK	Blank
Avg	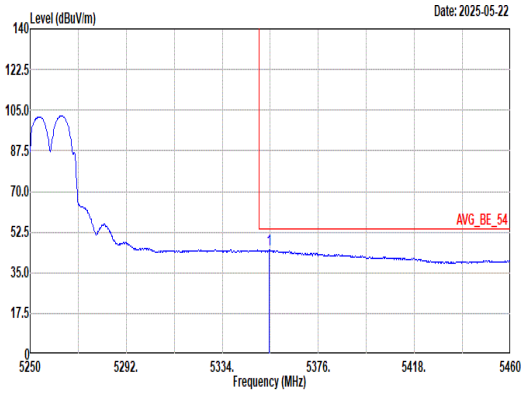 Site : 03CH15-HY Condition: AVG_BE_54 3m 9120D-02294_240620 HORIZONTAL : RBW:1000.000kHz VBW:8.300kHz SWT:Auto Freq Level Limit Line Margin Read Level Ant Factor Cable Loss Preamp Factor Aux Factor APos TPos Remark MHz dBuV/m dBuV/m dB dBuV dB/m dB dB dB cm deg 1 5354.37 44.90 54.00 -9.10 40.27 32.89 8.57 36.83 0.00 116 89 AVERAGE	Blank

Mode	23	
	Band Edge - L	
	U-NII-2A_5.25-5.35_802.11ax HE20_CH52_Full RU_5260MHz	
ANT	1+2	
Pol.	Vertical	Fundamental
Peak	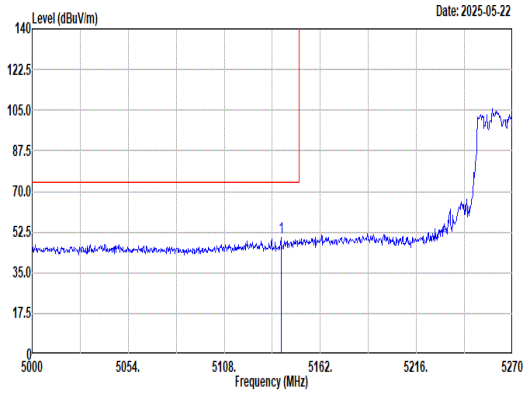 Site : 03CH15-HY Condition: PEAK_BE_74 3m 9120D-02294_240620 VERTICAL : RBW:1000.000kHz VBW:3000.000kHz SWT:Auto Freq Level Limit Line Margin Level Read Ant Factor Cable Loss Preamp Factor Aux Factor APos TPos Remark MHz dBuV/m dBuV/m dB dBuV dB/m dB dB dB cm deg 1 5139.86 50.32 74.00 -23.68 45.60 33.16 8.41 36.85 0.00 100 182 PEAK	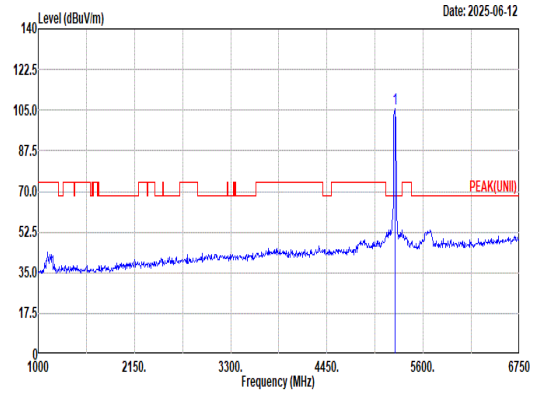 Site : 03CH15-HY Condition: PEAK(UNII) 3m 9120D-02294_240620 VERTICAL : RBW:1000.000kHz VBW:3000.000kHz SWT:Auto Freq Level Limit Line Margin Level Read Ant Factor Cable Loss Preamp Factor Aux Factor APos TPos Remark MHz dBuV/m dBuV/m dB dBuV dB/m dB dB dB cm deg 1 5260.00 105.44 ------ ------ 100.80 32.98 8.50 36.84 0.00 100 182 PEAK
Avg	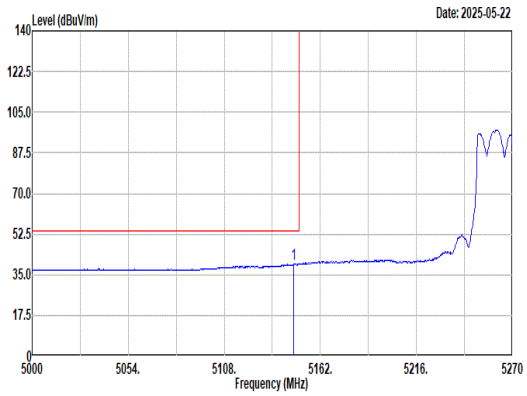 Site : 03CH15-HY Condition: AVG_BE_54 3m 9120D-02294_240620 VERTICAL : RBW:1000.000kHz VBW:0.300kHz SWT:Auto Freq Level Limit Line Margin Level Read Ant Factor Cable Loss Preamp Factor Aux Factor APos TPos Remark MHz dBuV/m dBuV/m dB dBuV dB/m dB dB dB cm deg 1 5147.15 39.67 54.00 -14.33 34.92 33.19 8.41 36.85 0.00 100 182 AVERAGE	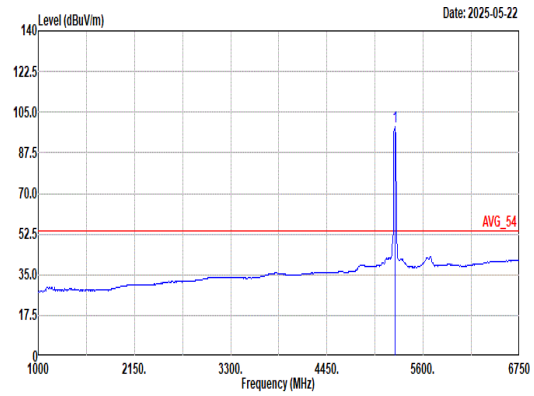 Site : 03CH15-HY Condition: AVG_54 3m 9120D-02294_240620 VERTICAL : RBW:1000.000kHz VBW:0.300kHz SWT:Auto Freq Level Limit Line Margin Level Read Ant Factor Cable Loss Preamp Factor Aux Factor APos TPos Remark MHz dBuV/m dBuV/m dB dBuV dB/m dB dB dB cm deg 1 5260.00 98.88 ------ ------ 94.24 32.98 8.50 36.84 0.00 100 182 AVERAGE

Mode	23	
	Band Edge - R	
	U-NII-2A_5.25-5.35_802.11ax HE20_CH52_Full RU_5260MHz	
ANT	1+2	
Pol.	Vertical	Fundamental
Peak	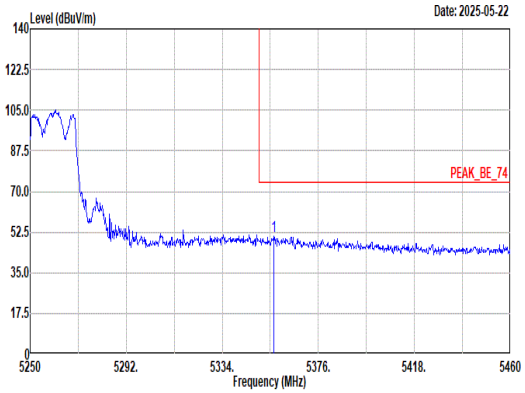 Site : 03CH15-HY Condition: PEAK_BE_74 3m 9120D-02294_240620 VERTICAL : RBW:1000.000kHz VBW:3000.000kHz SWT:Auto Freq Level Limit Line Margin Read Level Ant Factor Cable Loss Preamp Factor Aux Factor APos TPos Remark MHz dBuV/m dBuV/m dB dBuV dB/m dB dB dB cm deg 1 5356.68 50.93 74.00 -23.07 46.29 32.89 8.58 36.83 0.00 100 182 PEAK	Blank
Avg	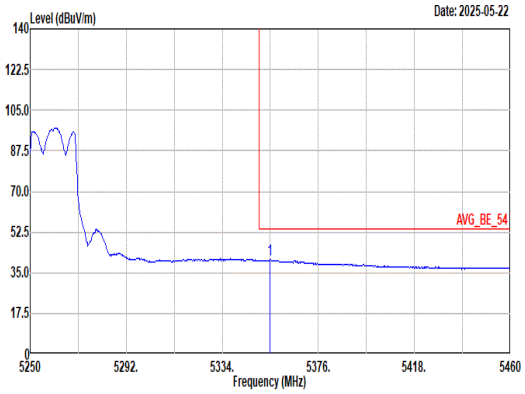 Site : 03CH15-HY Condition: AVG_BE_54 3m 9120D-02294_240620 VERTICAL : RBW:1000.000kHz VBW:0.300kHz SWT:Auto Freq Level Limit Line Margin Read Level Ant Factor Cable Loss Preamp Factor Aux Factor APos TPos Remark MHz dBuV/m dBuV/m dB dBuV dB/m dB dB dB cm deg 1 5355.00 40.58 54.00 -13.42 35.95 32.89 8.57 36.83 0.00 100 182 AVERAGE	Blank

Mode	23	
	Harmonic	
	U-NII-2A_5.25-5.35_802.11ax HE20_CH52_Full RU_5260MHz	
ANT	1+2	
Pol.	Horizontal	Vertical
Peak Avg	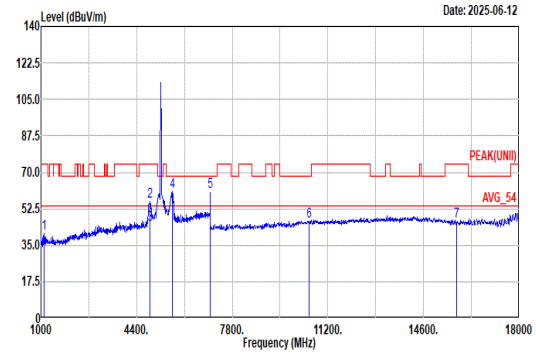 Site : 03CH15-HY Condition: PEAK(UNII) 3m 9120D-02294_240620 HORIZONTAL Freq Level Limit Line Margin Read Level Ant Factor Cable Loss Preamp Factor Aux Factor APos TPos Remark MHz dBuV/m dBuV/m dB dBuV dB/m dB dB dB cm deg 1 1108.00 40.84 74.00 -33.16 48.87 25.30 3.86 37.19 0.00 116 89 Peak 2 4870.00 55.91 74.00 -18.09 51.99 32.58 8.21 36.87 0.00 102 85 Peak 3 4870.00 44.81 54.00 -9.19 40.89 32.58 8.21 36.87 0.00 102 85 Average 4 5668.00 60.86 68.20 -7.34 55.52 33.44 8.70 36.80 0.00 100 91 Peak 5 7008.75 60.55 68.20 -7.65 72.60 35.94 9.71 58.72 1.02 100 54 Peak 6 10520.00 46.40 68.20 -21.80 52.79 38.68 12.03 57.99 0.89 -- -- PEAK 7 15780.00 46.55 74.00 -27.45 50.56 37.88 15.17 58.00 0.94 -- -- PEAK	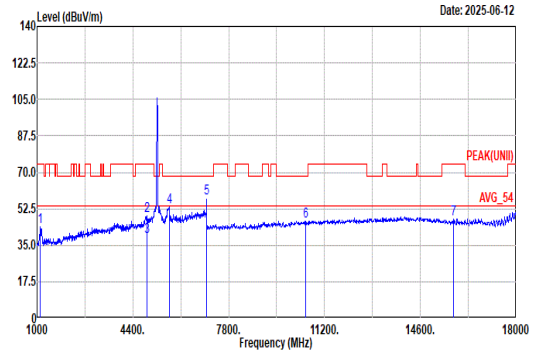 Site : 03CH15-HY Condition: PEAK(UNII) 3m 9120D-02294_240620 VERTICAL Freq Level Limit Line Margin Read Level Ant Factor Cable Loss Preamp Factor Aux Factor APos TPos Remark MHz dBuV/m dBuV/m dB dBuV dB/m dB dB dB cm deg 1 1114.00 43.83 74.00 -30.17 51.77 25.37 3.87 37.18 0.00 100 182 Peak 2 4900.00 49.03 74.00 -24.97 44.97 32.70 8.23 36.87 0.00 100 168 Peak 3 4900.00 39.31 54.00 -14.69 35.25 32.70 8.23 36.87 0.00 100 168 Average 4 5686.00 53.21 68.20 -14.99 47.70 33.59 8.72 36.80 0.00 100 197 Peak 5 7008.75 57.39 68.20 -10.81 69.44 35.94 9.71 58.72 1.02 100 27 Peak 6 10520.00 46.56 68.20 -21.64 52.95 38.68 12.03 57.99 0.89 -- -- PEAK 7 15780.00 47.31 74.00 -26.69 51.32 37.88 15.17 58.00 0.94 -- -- PEAK

Mode	23	
	Harmonic	
	U-NII-2A_5.25-5.35_802.11ax HE20_CH52_Full RU_5260MHz	
ANT	1+2	
Pol.	Horizontal	Vertical
14.47G ~14.5G Avg	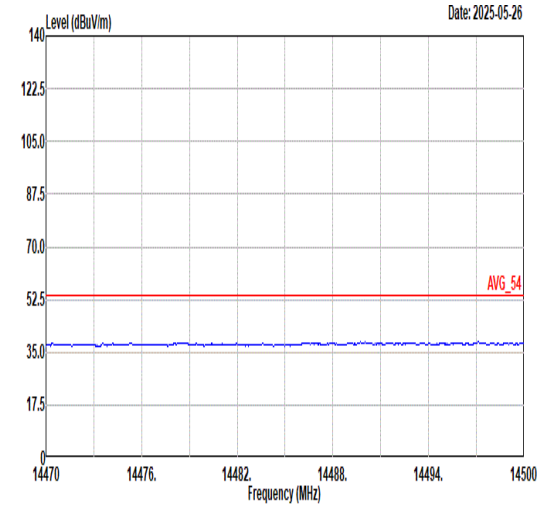 Site : 03CH15-HY Condition: AVG_54 3m 9120D-02294_240620 HORIZONTAL	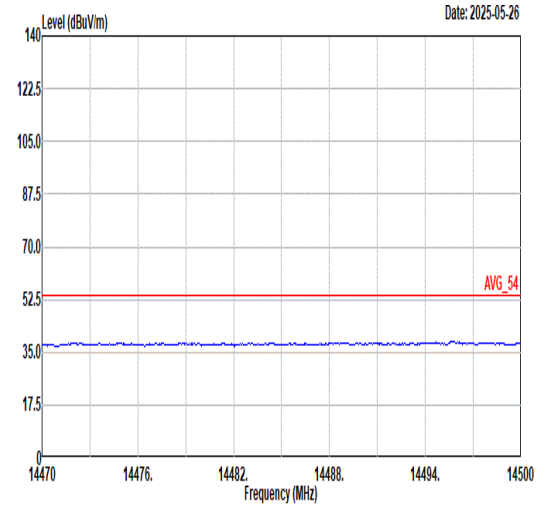 Site : 03CH15-HY Condition: AVG_54 3m 9120D-02294_240620 VERTICAL
17.7G ~18G Avg	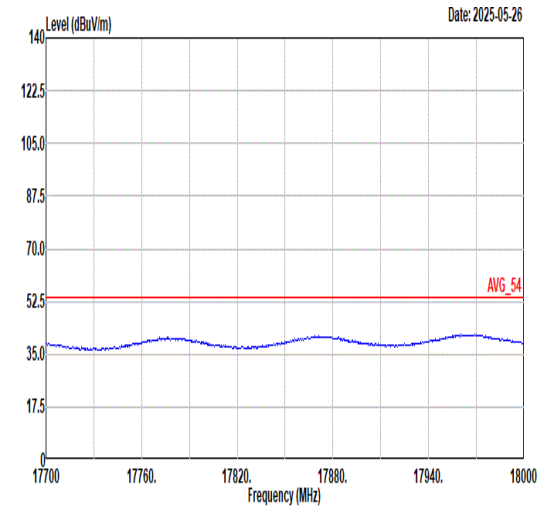 Site : 03CH15-HY Condition: AVG_54 3m 9120D-02294_240620 HORIZONTAL	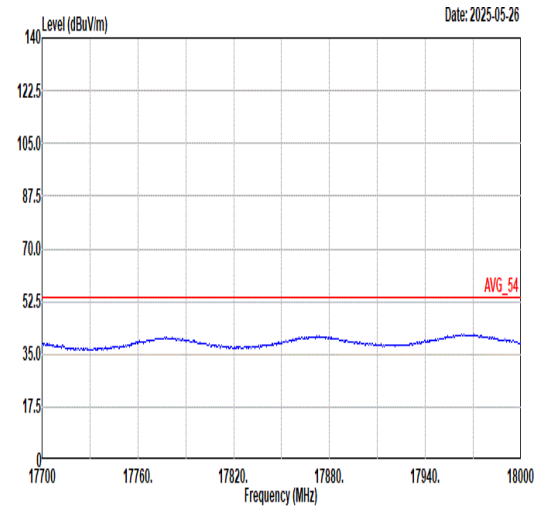 Site : 03CH15-HY Condition: AVG_54 3m 9120D-02294_240620 VERTICAL

Mode	24	
	Band Edge - L	
	U-NII-2A_5.25-5.35_802.11ax HE20_CH60_Full RU_5300MHz	
ANT	1+2	
Pol.	Horizontal	Fundamental
Peak	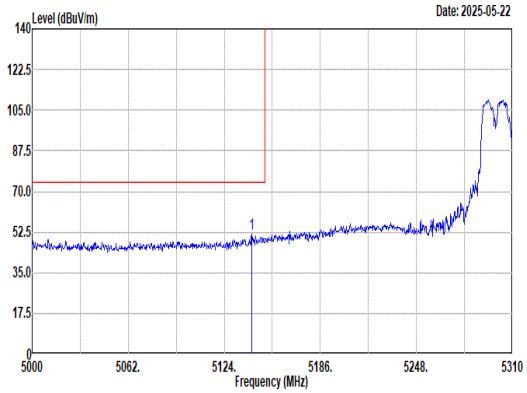 Site : 03CH15-HY Condition: PEAK_BE_74 3m 9120D-02294_240620 HORIZONTAL : RBW:1000.000kHz VBW:3000.000kHz SWT:Auto Freq Level Limit Line Margin Read Level Ant Factor Cable Loss Preamp Factor Aux Factor APos TPos Remark MHz dBuV/m dBuV/m dB dBuV dB/m dB dB dB cm deg 1 5141.67 51.63 74.00 -22.37 46.90 33.17 8.41 36.85 0.00 100 89 PEAK	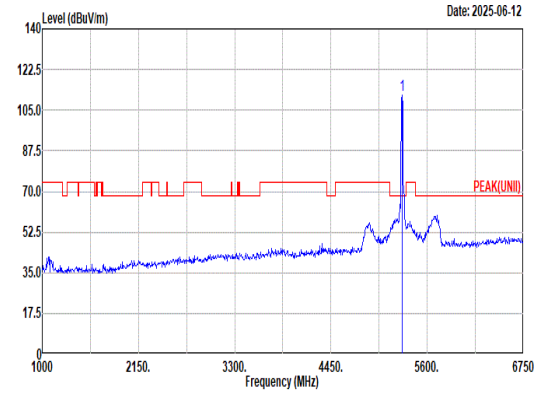 Site : 03CH15-HY Condition: PEAK(UNII) 3m 9120D-02294_240620 HORIZONTAL : RBW:1000.000kHz VBW:3000.000kHz SWT:Auto Freq Level Limit Line Margin Read Level Ant Factor Cable Loss Preamp Factor Aux Factor APos TPos Remark MHz dBuV/m dBuV/m dB dBuV dB/m dB dB dB cm deg 1 5300.00 111.46 ------ ------ 106.87 32.90 8.53 36.84 0.00 100 89 PEAK
Avg	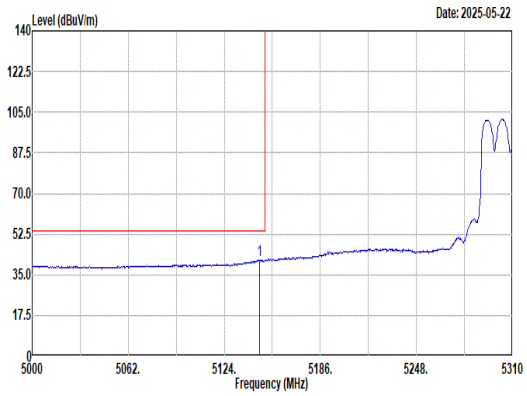 Site : 03CH15-HY Condition: AVG_BE_54 3m 9120D-02294_240620 HORIZONTAL : RBW:1000.000kHz VBW:0.300kHz SWT:Auto Freq Level Limit Line Margin Read Level Ant Factor Cable Loss Preamp Factor Aux Factor APos TPos Remark MHz dBuV/m dBuV/m dB dBuV dB/m dB dB dB cm deg 1 5146.63 41.31 54.00 -12.69 36.56 33.19 8.41 36.85 0.00 100 89 AVERAGE	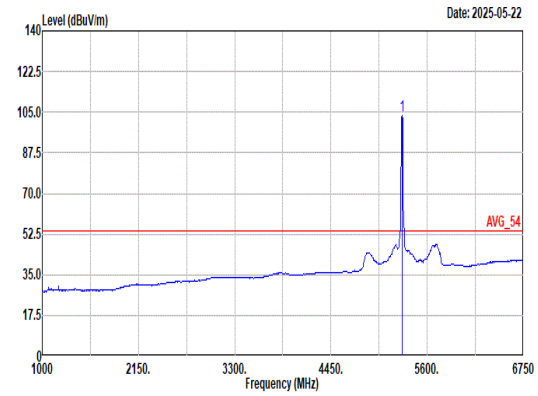 Site : 03CH15-HY Condition: AVG_54 3m 9120D-02294_240620 HORIZONTAL : RBW:1000.000kHz VBW:0.300kHz SWT:Auto Freq Level Limit Line Margin Read Level Ant Factor Cable Loss Preamp Factor Aux Factor APos TPos Remark MHz dBuV/m dBuV/m dB dBuV dB/m dB dB dB cm deg 1 5300.00 103.36 ------ ------ 98.77 32.90 8.53 36.84 0.00 100 89 AVERAGE

Mode	24	
	Band Edge - R	
	U-NII-2A_5.25-5.35_802.11ax HE20_CH60_Full RU_5300MHz	
ANT	1+2	
Pol.	Horizontal	Fundamental
Peak	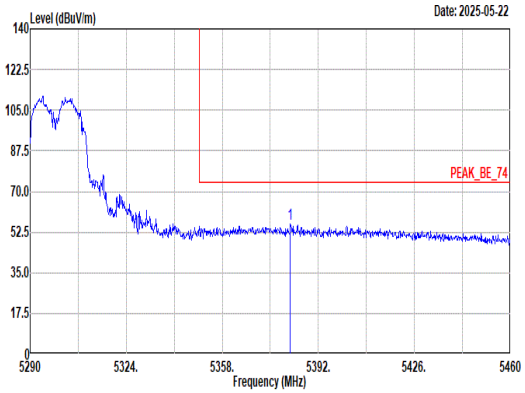 Site : 03CH15-HY Condition: PEAK_BE_74 3m 9120D-02294_240620 HORIZONTAL : RBW:1000.000kHz VBW:3000.000kHz SWT:Auto Limit Read Ant Cable Preamp Aux APos TPos Freq Level Line Margin Level Factor Loss Factor Factor Remark MHz dBuV/m dBuV/m dB dBuV dB/m dB dB dB cm deg 1 5382.14 56.24 74.00 -17.76 51.63 32.84 8.60 36.83 0.00 100 89 PEAK	Blank
Avg	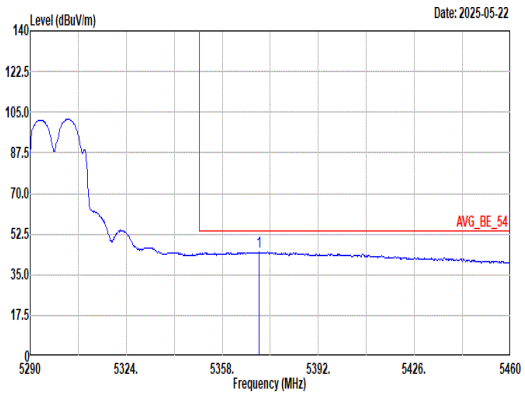 Site : 03CH15-HY Condition: AVG_BE_54 3m 9120D-02294_240620 HORIZONTAL : RBW:1000.000kHz VBW:0.300kHz SWT:Auto Limit Read Ant Cable Preamp Aux APos TPos Freq Level Line Margin Level Factor Loss Factor Factor Remark MHz dBuV/m dBuV/m dB dBuV dB/m dB dB dB cm deg 1 5371.09 44.76 54.00 -9.24 40.14 32.86 8.59 36.83 0.00 100 89 AVERAGE	Blank