Mode	24	
	Band Edge - L	
	U-NII-2A_5.25-5.35_802.11ax HE20_CH60_Full RU_5300MHz	
ANT	1+2	
Pol.	Vertical	Fundamental
Peak	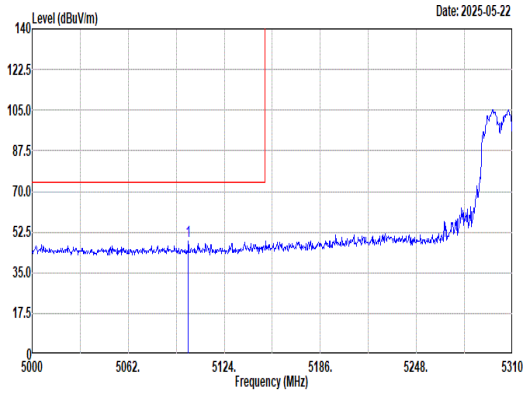 Site : 03CH15-HY Condition: PEAK_BE_74 3m 9120D-02294_240620 VERTICAL : RBW:1000.000kHz VBW:3000.000kHz SWT:Auto Freq Level Limit Line Margin Read Level Ant Factor Cable Loss Preamp Factor Aux Factor APos TPos Remark MHz dBuV/m dBuV/m dB dBuV dB/m dB dB dB cm deg 1 5100.75 48.47 74.00 -25.53 43.94 33.00 8.38 36.85 0.00 337 282 PEAK	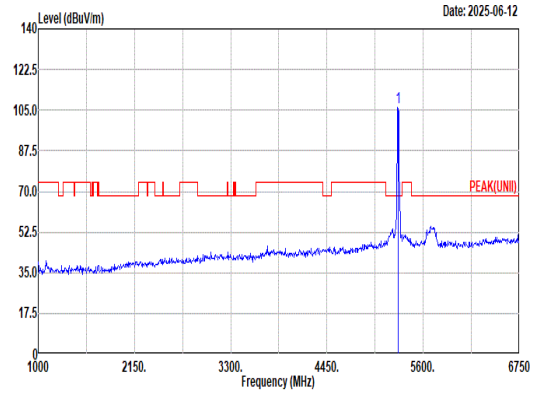 Site : 03CH15-HY Condition: PEAK(UNII) 3m 9120D-02294_240620 VERTICAL : RBW:1000.000kHz VBW:3000.000kHz SWT:Auto Freq Level Limit Line Margin Read Level Ant Factor Cable Loss Preamp Factor Aux Factor APos TPos Remark MHz dBuV/m dBuV/m dB dBuV dB/m dB dB dB cm deg 1 5300.00 105.97 ------ ------ 101.38 32.90 8.53 36.84 0.00 337 282 PEAK
Avg	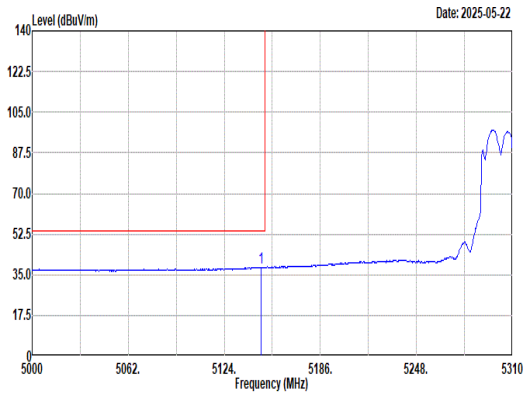 Site : 03CH15-HY Condition: AVG_BE_54 3m 9120D-02294_240620 VERTICAL : RBW:1000.000kHz VBW:0.300kHz SWT:Auto Freq Level Limit Line Margin Read Level Ant Factor Cable Loss Preamp Factor Aux Factor APos TPos Remark MHz dBuV/m dBuV/m dB dBuV dB/m dB dB dB cm deg 1 5147.56 38.19 54.00 -15.81 33.44 33.19 8.41 36.85 0.00 337 282 AVERAGE	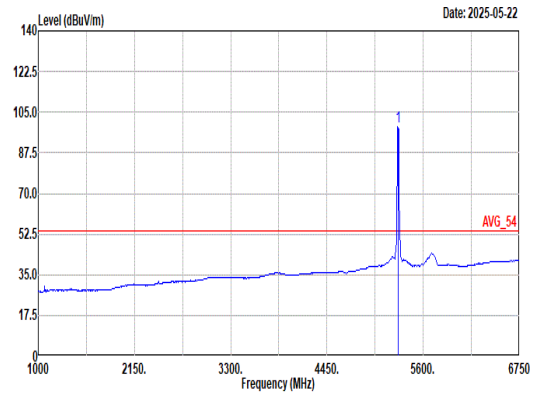 Site : 03CH15-HY Condition: AVG_54 3m 9120D-02294_240620 VERTICAL : RBW:1000.000kHz VBW:0.300kHz SWT:Auto Freq Level Limit Line Margin Read Level Ant Factor Cable Loss Preamp Factor Aux Factor APos TPos Remark MHz dBuV/m dBuV/m dB dBuV dB/m dB dB dB cm deg 1 5300.00 98.69 ------ ------ 94.09 32.91 8.53 36.84 0.00 337 282 AVERAGE

Mode	24	
	Band Edge - R	
	U-NII-2A_5.25-5.35_802.11ax HE20_CH60_Full RU_5300MHz	
ANT	1+2	
Pol.	Vertical	Fundamental
Peak	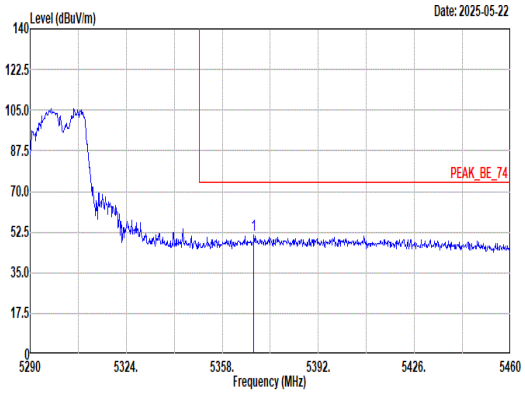 Site : 03CH15-HY Condition: PEAK_BE_74 3m 9120D-02294_240620 VERTICAL : RBW:1000.000kHz VBW:3000.000kHz SWT:Auto Freq Level Limit Line Margin Read Level Ant Factor Cable Loss Preamp Factor Aux Factor APos TPos Remark MHz dBuV/m dBuV/m dB dBuV dB/m dB dB dB cm deg 1 5369.22 51.29 74.00 -22.71 46.67 32.86 8.59 36.83 0.00 337 282 PEAK	Blank
Avg	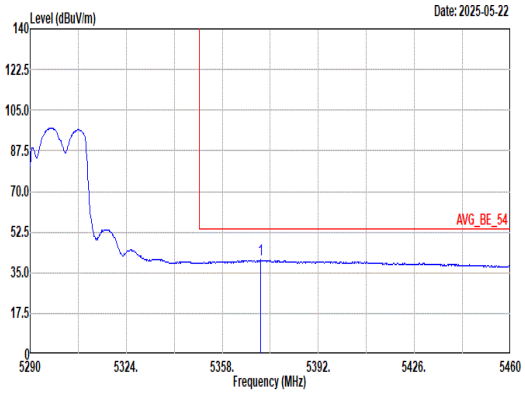 Site : 03CH15-HY Condition: AVG_BE_54 3m 9120D-02294_240620 VERTICAL : RBW:1000.000kHz VBW:0.300kHz SWT:Auto Freq Level Limit Line Margin Read Level Ant Factor Cable Loss Preamp Factor Aux Factor APos TPos Remark MHz dBuV/m dBuV/m dB dBuV dB/m dB dB dB cm deg 1 5371.60 40.51 54.00 -13.49 35.89 32.86 8.59 36.83 0.00 337 282 AVERAGE	Blank

Mode	24	
	Harmonic	
	U-NII-2A_5.25-5.35_802.11ax HE20_CH60_Full RU_5300MHz	
ANT	1+2	
Pol.	Horizontal	Vertical
Peak Avg	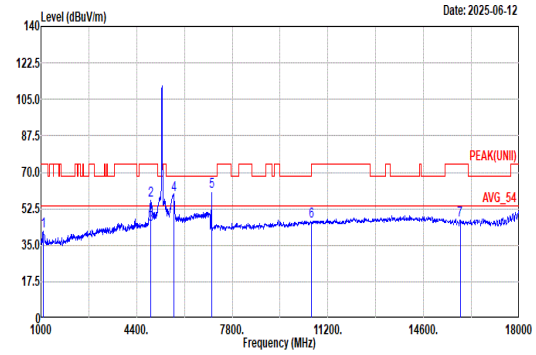 Site : 03CH15-HY Condition: PEAK(UNII) 3m 9120D-02294_240620 HORIZONTAL Freq Level Limit Line Margin Read Level Ant Factor Cable Loss Preamp Factor Aux Factor APos TPos Remark MHz dBuV/m dBuV/m dB dBuV dB/m dB dB dB cm deg 1 1078.00 41.80 74.00 -32.20 50.12 25.07 3.81 37.20 0.00 100 89 Peak 2 4912.00 56.62 74.00 -17.38 52.48 32.77 8.24 36.87 0.00 100 101 Peak 3 4912.00 44.65 54.00 -9.35 40.51 32.77 8.24 36.87 0.00 100 101 Average 4 5716.00 59.43 68.20 -8.77 53.73 33.73 8.76 36.79 0.00 100 67 Peak 5 7065.00 60.83 68.20 -7.37 72.65 36.19 9.76 58.78 1.01 114 53 Peak 6 10600.00 46.36 74.00 -27.64 52.37 39.00 12.07 57.97 0.89 -- -- PEAK 7 15900.00 46.79 74.00 -27.21 50.80 37.90 15.24 58.11 0.96 -- -- PEAK	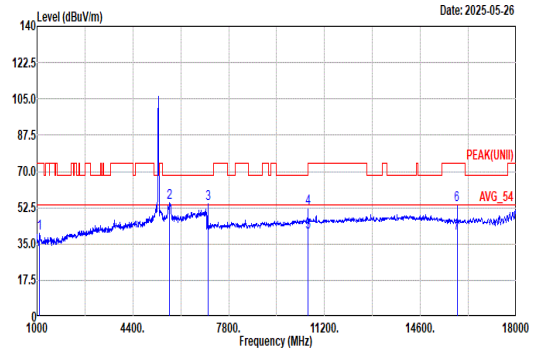 Site : 03CH15-HY Condition: PEAK(UNII) 3m 9120D-02294_240620 VERTICAL Freq Level Limit Line Margin Read Level Ant Factor Cable Loss Preamp Factor Aux Factor APos TPos Remark MHz dBuV/m dBuV/m dB dBuV dB/m dB dB dB cm deg 1 1090.00 40.09 74.00 -33.91 48.31 25.14 3.83 37.19 0.00 337 282 Peak 2 5692.00 55.19 68.20 -13.01 49.62 33.64 8.73 36.80 0.00 300 275 Peak 3 7065.00 54.54 68.20 -13.66 66.36 36.19 9.76 58.78 1.01 106 21 Peak 4 10600.00 52.37 74.00 -21.63 58.38 39.00 12.07 57.97 0.89 361 0 PEAK 5 10600.00 40.92 54.00 -13.08 46.93 39.00 12.07 57.97 0.89 361 0 Average 6 15900.00 53.76 74.00 -20.24 57.77 37.90 15.24 58.11 0.96 200 351 PEAK 7 15900.00 40.33 54.00 -13.67 44.34 37.90 15.24 58.11 0.96 200 351 Average

Mode	24	
	Harmonic	
	U-NII-2A_5.25-5.35_802.11ax HE20_CH60_Full RU_5300MHz	
ANT	1+2	
Pol.	Horizontal	Vertical
14.47G ~14.5G Avg	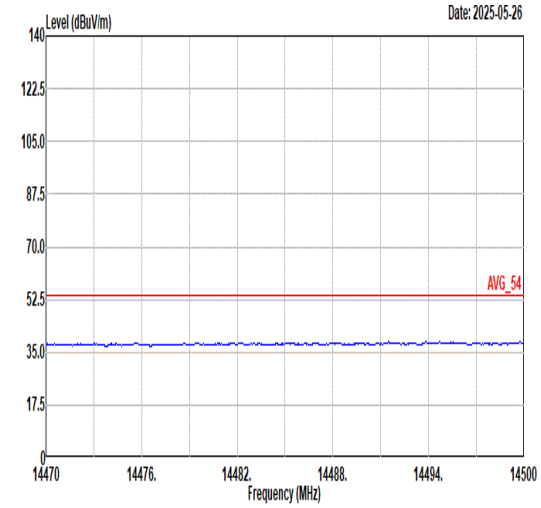 Site : 03CH15-HY Condition: AVG_54 3m 9120D-02294_240620 HORIZONTAL	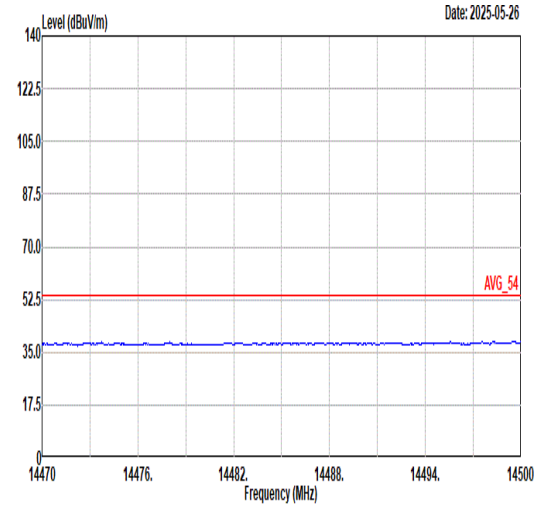 Site : 03CH15-HY Condition: AVG_54 3m 9120D-02294_240620 VERTICAL
17.7G ~18G Avg	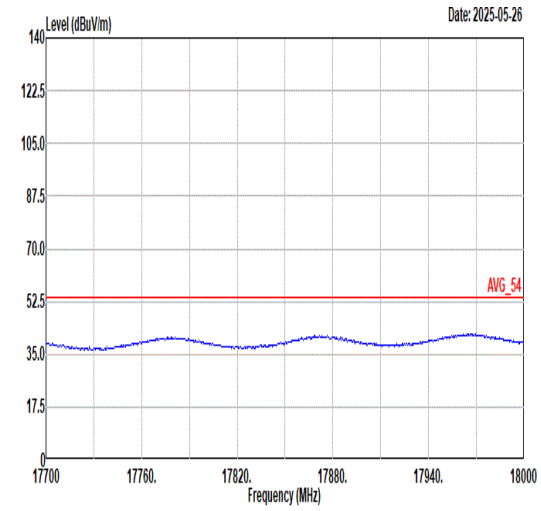 Site : 03CH15-HY Condition: AVG_54 3m 9120D-02294_240620 HORIZONTAL	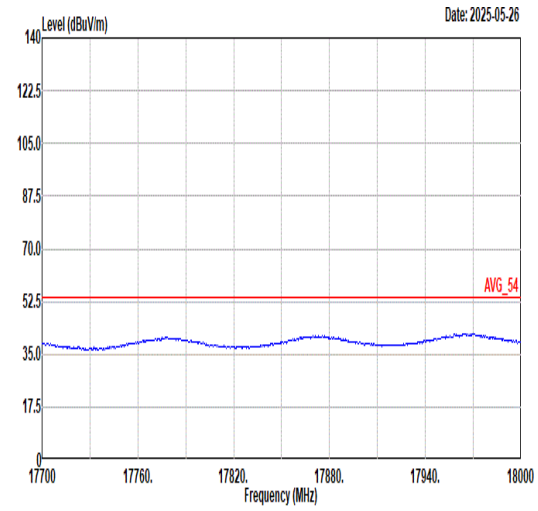 Site : 03CH15-HY Condition: AVG_54 3m 9120D-02294_240620 VERTICAL

Mode	25	
	Band Edge	
	U-NII-2A_5.25-5.35_802.11ax HE20_CH64_Full RU_5320MHz	
ANT	1+2	
Pol.	Horizontal	Fundamental
Peak	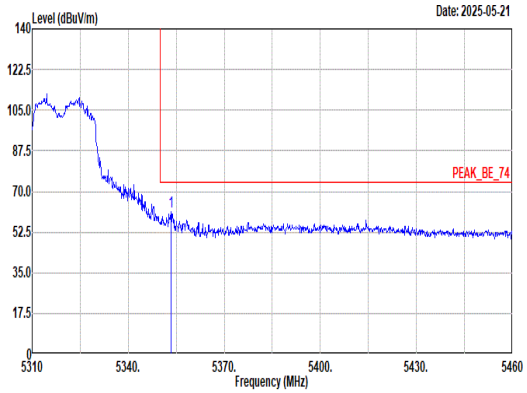 Site : 03CH15-HY Condition: PEAK_BE_74 3m 9120D-02294_240620 HORIZONTAL : RBW:1000.000kHz VBW:3000.000kHz SWT:Auto Freq Level Limit Line Margin Read Level Ant Factor Cable Loss Preamp Factor Aux Factor APos TPos Remark MHz dBuV/m dBuV/m dB dBuV dB/m dB dB dB cm deg 1 5353.35 61.13 74.00 -12.87 56.50 32.89 8.57 36.83 0.00 100 129 PEAK	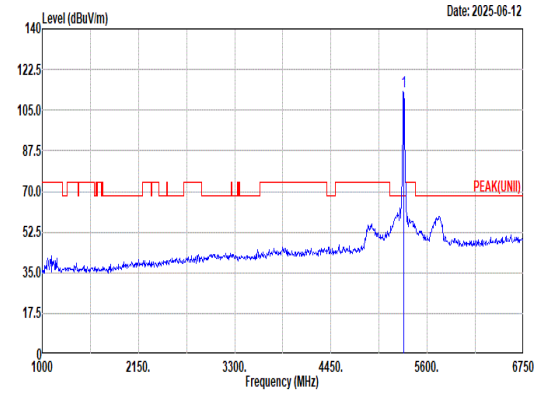 Site : 03CH15-HY Condition: PEAK(UNII) 3m 9120D-02294_240620 HORIZONTAL : RBW:1000.000kHz VBW:3000.000kHz SWT:Auto Freq Level Limit Line Margin Read Level Ant Factor Cable Loss Preamp Factor Aux Factor APos TPos Remark MHz dBuV/m dBuV/m dB dBuV dB/m dB dB dB cm deg 1 5320.00 113.12 ------ ------ 108.50 32.90 8.55 36.83 0.00 100 129 PEAK
Avg	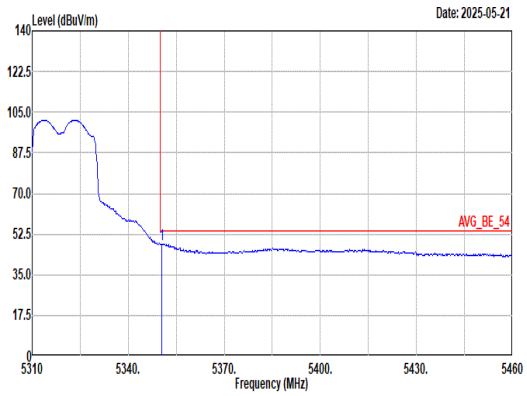 Site : 03CH15-HY Condition: AVG_BE_54 3m 9120D-02294_240620 HORIZONTAL : RBW:1000.000kHz VBW:0.300kHz SWT:Auto Freq Level Limit Line Margin Read Level Ant Factor Cable Loss Preamp Factor Aux Factor APos TPos Remark MHz dBuV/m dBuV/m dB dBuV dB/m dB dB dB cm deg 1 5350.50 48.28 54.00 -5.72 43.64 32.90 8.57 36.83 0.00 100 129 AVERAGE	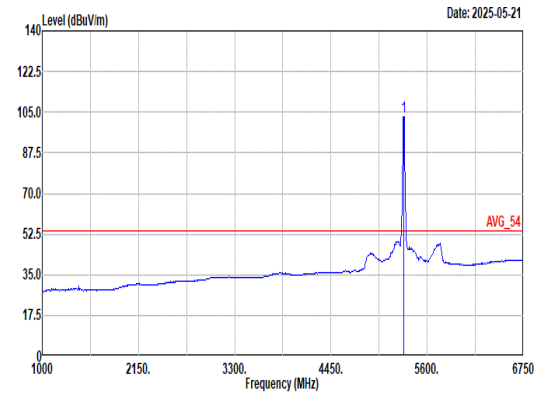 Site : 03CH15-HY Condition: AVG_54 3m 9120D-02294_240620 HORIZONTAL : RBW:1000.000kHz VBW:0.300kHz SWT:Auto Freq Level Limit Line Margin Read Level Ant Factor Cable Loss Preamp Factor Aux Factor APos TPos Remark MHz dBuV/m dBuV/m dB dBuV dB/m dB dB dB cm deg 1 5320.00 102.82 ------ ------ 98.21 32.90 8.54 36.83 0.00 100 129 AVERAGE

Mode	25	
	Band Edge	
	U-NII-2A_5.25-5.35_802.11ax HE20_CH64_Full RU_5320MHz	
ANT	1+2	
Pol.	Vertical	Fundamental
Peak	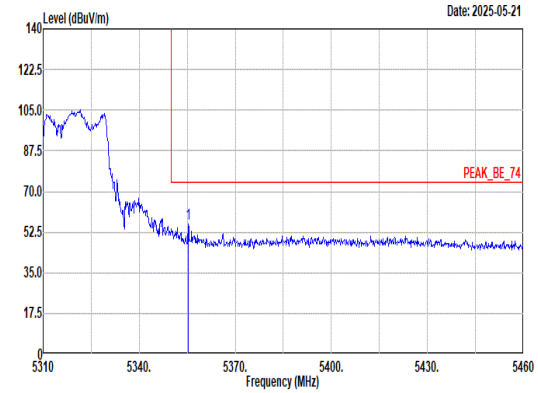 Site : 03CH15-HY Condition: PEAK_BE_74 3m 9120D-02294_240620 VERTICAL : RBW:1000.000kHz VBW:3000.000kHz SWT:Auto Freq Level Limit Line Margin Read Level Ant Factor Cable Loss Preamp Factor Aux Factor APos TPos Remark MHz dBuV/m dBuV/m dB dBuV dB/m dB dB dB cm deg 1 5355.30 55.75 74.00 -18.25 51.12 32.89 8.57 36.83 0.00 100 184 PEAK	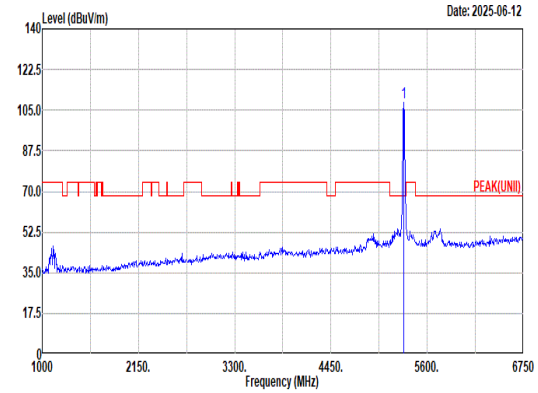 Site : 03CH15-HY Condition: PEAK(UNII) 3m 9120D-02294_240620 VERTICAL : RBW:1000.000kHz VBW:3000.000kHz SWT:Auto Freq Level Limit Line Margin Read Level Ant Factor Cable Loss Preamp Factor Aux Factor APos TPos Remark MHz dBuV/m dBuV/m dB dBuV dB/m dB dB dB cm deg 1 5320.00 108.10 ------ ------ 103.48 32.90 8.55 36.83 0.00 100 184 PEAK
Avg	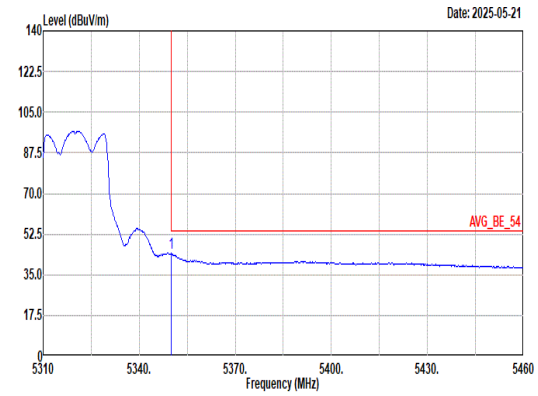 Site : 03CH15-HY Condition: AVG_BE_54 3m 9120D-02294_240620 VERTICAL : RBW:1000.000kHz VBW:0.300kHz SWT:Auto Freq Level Limit Line Margin Read Level Ant Factor Cable Loss Preamp Factor Aux Factor APos TPos Remark MHz dBuV/m dBuV/m dB dBuV dB/m dB dB dB cm deg 1 5350.05 44.23 54.00 -9.77 39.59 32.90 8.57 36.83 0.00 100 184 AVERAGE	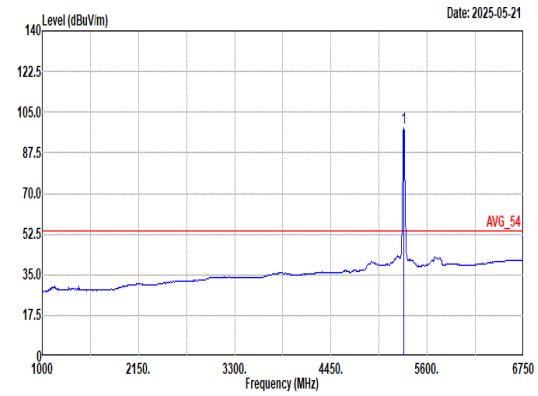 Site : 03CH15-HY Condition: AVG_54 3m 9120D-02294_240620 VERTICAL : RBW:1000.000kHz VBW:0.300kHz SWT:Auto Freq Level Limit Line Margin Read Level Ant Factor Cable Loss Preamp Factor Aux Factor APos TPos Remark MHz dBuV/m dBuV/m dB dBuV dB/m dB dB dB cm deg 1 5320.00 98.16 ------ ------ 93.54 32.90 8.55 36.83 0.00 100 184 AVERAGE

Mode	25	
	Harmonic	
	U-NII-2A_5.25-5.35_802.11ax HE20_CH64_Full RU_5320MHz	
ANT	1+2	
Pol.	Horizontal	Vertical
Peak Avg	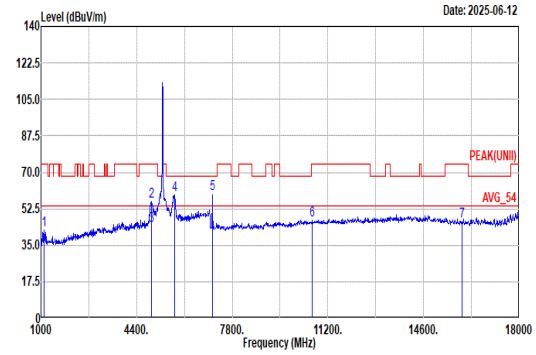 Site : 03CH15-HY Condition: PEAK(UNII) 3m 9120D-02294_240620 HORIZONTAL	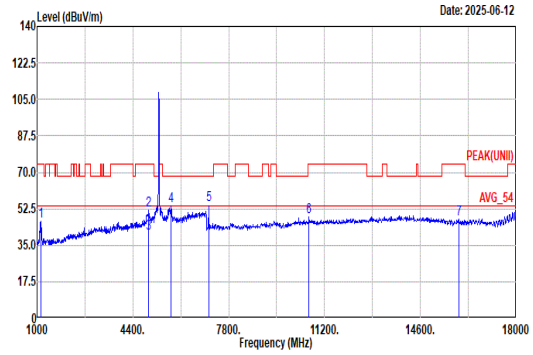 Site : 03CH15-HY Condition: PEAK(UNII) 3m 9120D-02294_240620 VERTICAL

Horizontal:

	Freq	Level	Limit Line	Margin	Read Level	Ant Factor	Cable Loss	Preamp Factor	Aux Factor	APos	TPos	Remark
	MHz	dBuV/m	dBuV/m	dB	dBuV	dB/m	dB	dB	dB	cm	deg	
1	1108.00	42.45	74.00	-31.55	50.48	25.30	3.86	37.19	0.00	100	129	Peak
2	4936.00	55.82	74.00	-18.18	51.51	32.92	8.26	36.87	0.00	100	132	Peak
3	4936.00	44.25	54.00	-9.75	39.94	32.92	8.26	36.87	0.00	100	132	Average
4	5746.00	59.29	68.20	-8.91	53.50	33.79	8.79	36.79	0.00	100	137	Peak
5	7098.75	59.84	68.20	-8.36	71.45	36.39	9.80	58.81	1.01	103	53	Peak
6	10640.00	47.07	74.00	-26.93	53.05	39.00	12.09	57.96	0.89	--	--	PEAK
7	15960.00	46.43	74.00	-27.57	50.62	37.72	15.28	58.16	0.97	--	--	PEAK

Vertical:

	Freq	Level	Limit Line	Margin	Read Level	Ant Factor	Cable Loss	Preamp Factor	Aux Factor	APos	TPos	Remark
	MHz	dBuV/m	dBuV/m	dB	dBuV	dB/m	dB	dB	dB	cm	deg	
1	1126.00	46.31	74.00	-27.69	54.09	25.51	3.89	37.18	0.00	100	184	Peak
2	4960.00	51.85	74.00	-22.15	47.37	33.06	8.28	36.86	0.00	100	201	Peak
3	4960.00	40.80	54.00	-13.20	36.32	33.06	8.28	36.86	0.00	100	201	Average
4	5752.00	54.08	68.20	-14.12	48.26	33.81	8.80	36.79	0.00	100	179	Peak
5	7098.75	54.25	68.20	-13.95	65.86	36.39	9.80	58.81	1.01	107	26	Peak
6	10640.00	48.41	74.00	-25.59	54.39	39.00	12.09	57.96	0.89	--	--	PEAK
7	15960.00	47.35	74.00	-26.65	51.54	37.72	15.28	58.16	0.97	--	--	PEAK

Mode	25	
	Harmonic	
	U-NII-2A_5.25-5.35_802.11ax HE20_CH64_Full RU_5320MHz	
ANT	1+2	
Pol.	Horizontal	Vertical
14.47G ~14.5G Avg	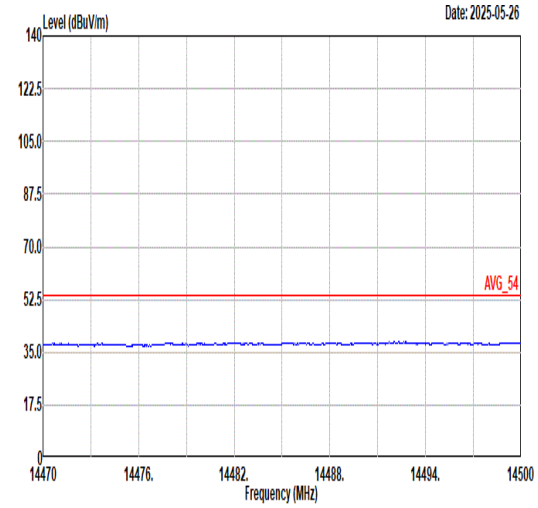 Site : 03CH15-HY Condition: AVG_54 3m 9120D-02294_240620 HORIZONTAL	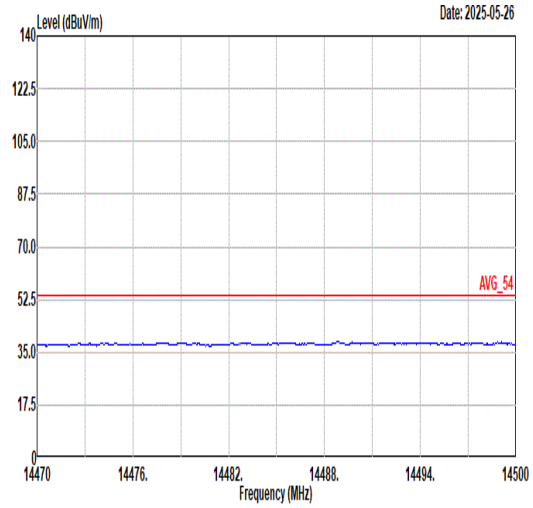 Site : 03CH15-HY Condition: AVG_54 3m 9120D-02294_240620 VERTICAL
17.7G ~18G Avg	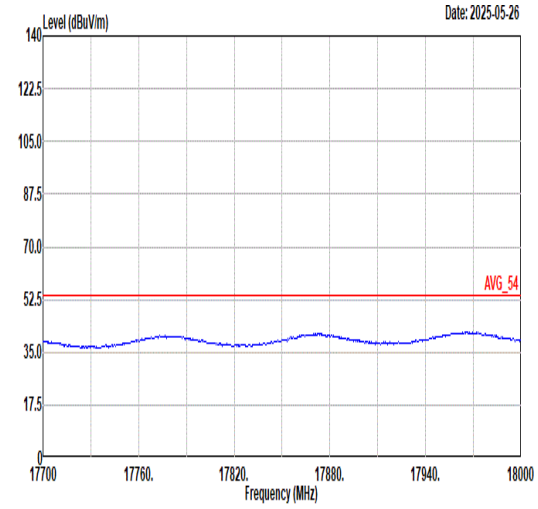 Site : 03CH15-HY Condition: AVG_54 3m 9120D-02294_240620 HORIZONTAL	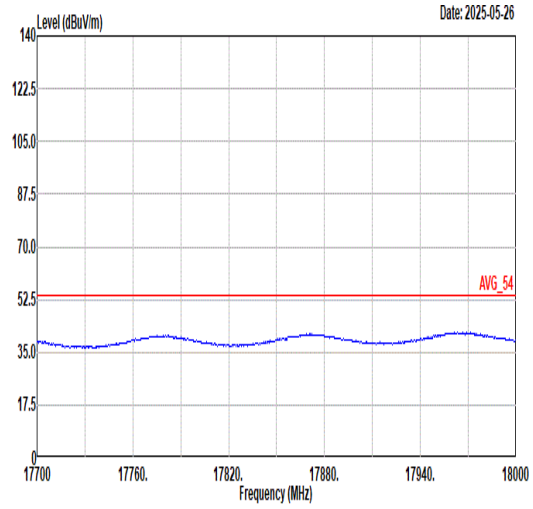 Site : 03CH15-HY Condition: AVG_54 3m 9120D-02294_240620 VERTICAL

Mode	26	
	Band Edge	
	U-NII-2A_5.25-5.35_802.11ax HE20_CH64_Partial_106/54RU _5320MHz	
ANT	1+2	
Pol.	Horizontal	Fundamental
Peak	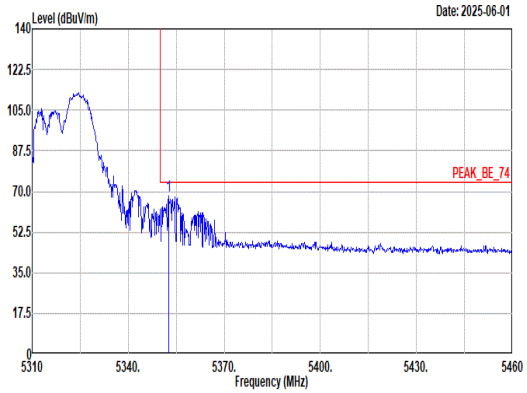 Site : 03CH15-HY Condition: PEAK_BE_74 3m 9120D-02294_240620 HORIZONTAL : RBW:1000.000kHz VBW:3000.000kHz SWT:Auto Freq Level Limit Line Margin Read Level Ant Factor Cable Loss Preamp Factor Aux Factor APos TPos Remark MHz dBuV/m dBuV/m dB dBuV dB/m dB dB dB cm deg 1 5352.60 67.93 74.00 -6.07 63.30 32.89 8.57 36.83 0.00 400 92 PEAK	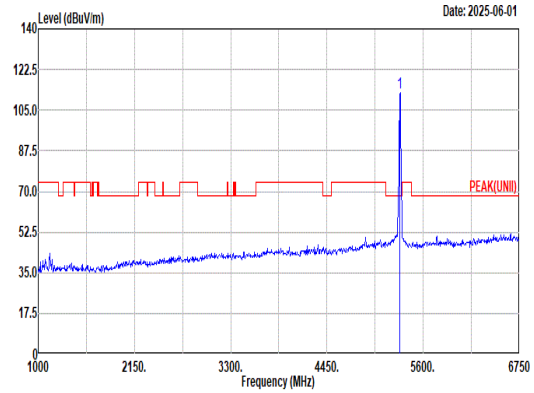 Site : 03CH15-HY Condition: PEAK(UNII) 3m 9120D-02294_240620 HORIZONTAL : RBW:1000.000kHz VBW:3000.000kHz SWT:Auto Freq Level Limit Line Margin Read Level Ant Factor Cable Loss Preamp Factor Aux Factor APos TPos Remark MHz dBuV/m dBuV/m dB dBuV dB/m dB dB dB cm deg 1 5320.00 112.53 ------ ------ 107.91 32.90 8.55 36.83 0.00 400 92 PEAK
Avg	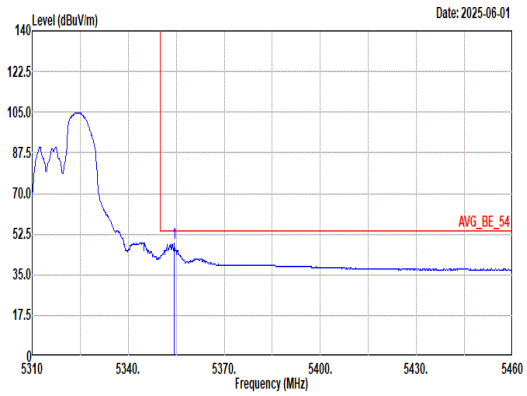 Site : 03CH15-HY Condition: AVG_BE_54 3m 9120D-02294_240620 HORIZONTAL : RBW:1000.000kHz VBW:0.270kHz SWT:Auto Freq Level Limit Line Margin Read Level Ant Factor Cable Loss Preamp Factor Aux Factor APos TPos Remark MHz dBuV/m dBuV/m dB dBuV dB/m dB dB dB cm deg 1 5354.40 48.61 54.00 -5.39 43.98 32.89 8.57 36.83 0.00 400 92 AVERAGE	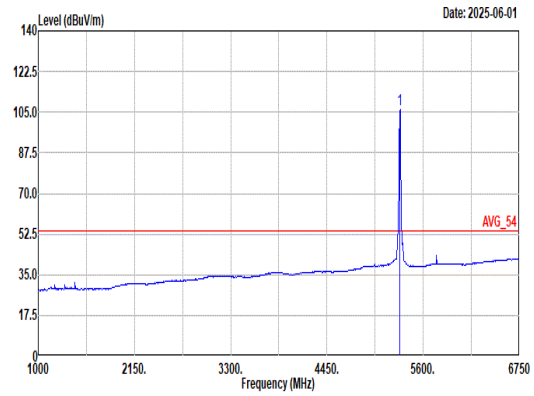 Site : 03CH15-HY Condition: AVG_54 3m 9120D-02294_240620 HORIZONTAL : RBW:1000.000kHz VBW:0.270kHz SWT:Auto Freq Level Limit Line Margin Read Level Ant Factor Cable Loss Preamp Factor Aux Factor APos TPos Remark MHz dBuV/m dBuV/m dB dBuV dB/m dB dB dB cm deg 1 5320.00 105.98 ------ ------ 101.36 32.90 8.55 36.83 0.00 400 92 AVERAGE

Mode	26	
	Band Edge	
	U-NII-2A_5.25-5.35_802.11ax HE20_CH64_Partial_106/54RU _5320MHz	
ANT	1+2	
Pol.	Vertical	Fundamental
Peak	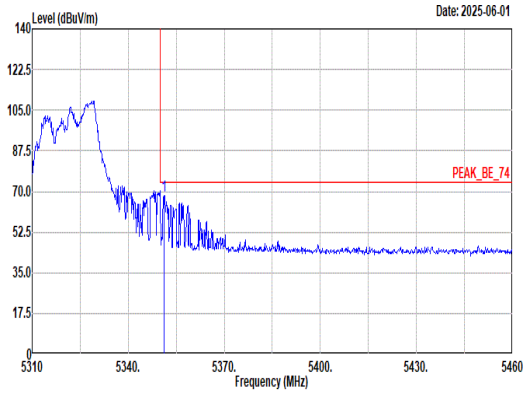 Site : 03CH15-HY Condition: PEAK_BE_74 3m 9120D-02294_240620 VERTICAL : RBW:1000.000kHz VBW:3000.000kHz SWT:Auto Freq Level Limit Line Margin Read Level Ant Factor Cable Loss Preamp Factor Aux Factor APos TPos Remark MHz dBuV/m dBuV/m dB dBuV dB/m dB dB dB cm deg 1 5351.25 68.15 74.00 -5.85 63.51 32.90 8.57 36.83 0.00 400 187 PEAK	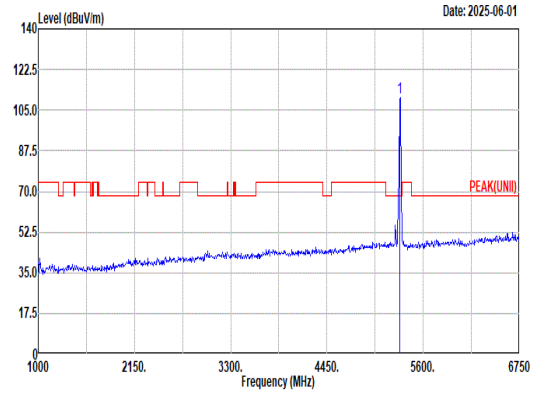 Site : 03CH15-HY Condition: PEAK(UNII) 3m 9120D-02294_240620 VERTICAL : RBW:1000.000kHz VBW:3000.000kHz SWT:Auto Freq Level Limit Line Margin Read Level Ant Factor Cable Loss Preamp Factor Aux Factor APos TPos Remark MHz dBuV/m dBuV/m dB dBuV dB/m dB dB dB cm deg 1 5320.00 110.36 ------ ------ 105.74 32.90 8.55 36.83 0.00 400 187 PEAK
Avg	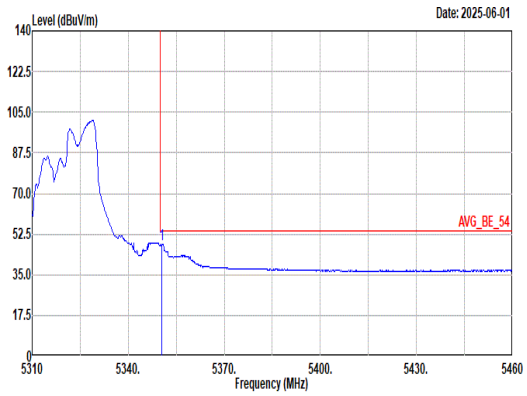 Site : 03CH15-HY Condition: AVG_BE_54 3m 9120D-02294_240620 VERTICAL : RBW:1000.000kHz VBW:0.270kHz SWT:Auto Freq Level Limit Line Margin Read Level Ant Factor Cable Loss Preamp Factor Aux Factor APos TPos Remark MHz dBuV/m dBuV/m dB dBuV dB/m dB dB dB cm deg 1 5350.50 48.07 54.00 -5.93 43.43 32.90 8.57 36.83 0.00 400 187 AVERAGE	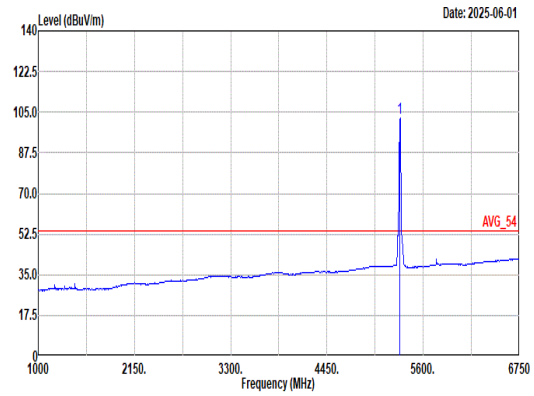 Site : 03CH15-HY Condition: AVG_54 3m 9120D-02294_240620 VERTICAL : RBW:1000.000kHz VBW:0.270kHz SWT:Auto Freq Level Limit Line Margin Read Level Ant Factor Cable Loss Preamp Factor Aux Factor APos TPos Remark MHz dBuV/m dBuV/m dB dBuV dB/m dB dB dB cm deg 1 5320.00 102.49 ------ ------ 97.87 32.90 8.55 36.83 0.00 400 187 AVERAGE

Mode	27	
	Band Edge - L	
	U-NII-2A_5.25-5.35_802.11ax HE40_CH54_Full RU_5270MHz	
ANT	1+2	
Pol.	Horizontal	Fundamental
Peak	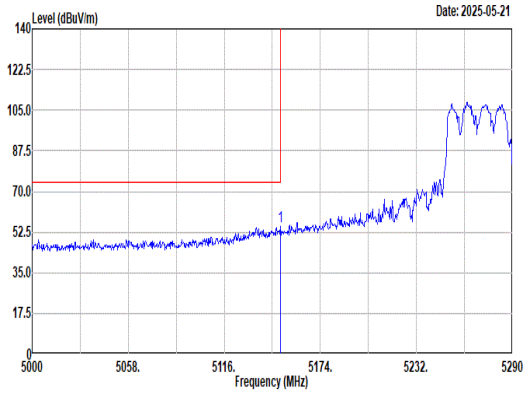 Site : 03CH15-HY Condition: PEAK_BE_74 3m 9120D-02294_240620 HORIZONTAL : RBW:1000.000kHz VBW:3000.000kHz SWT:Auto Freq Level Limit Line Margin Read Level Ant Factor Cable Loss Preamp Factor Aux Factor APos TPos Remark MHz dBuV/m dBuV/m dB dBuV dB/m dB dB dB cm deg 1 5149.93 54.79 74.00 -19.21 50.03 33.20 8.41 36.85 0.00 116 86 PEAK	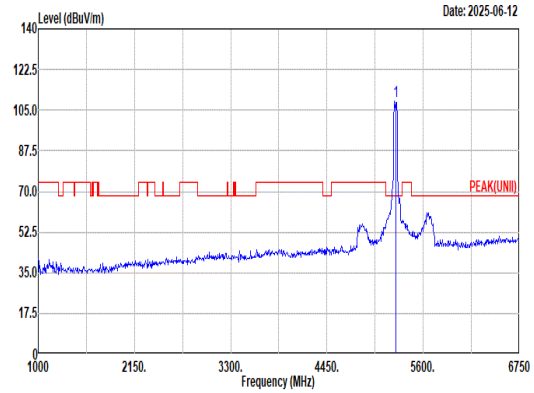 Site : 03CH15-HY Condition: PEAK(UNII) 3m 9120D-02294_240620 HORIZONTAL : RBW:1000.000kHz VBW:3000.000kHz SWT:Auto Freq Level Limit Line Margin Read Level Ant Factor Cable Loss Preamp Factor Aux Factor APos TPos Remark MHz dBuV/m dBuV/m dB dBuV dB/m dB dB dB cm deg 1 5270.00 109.02 ------ ------ 104.39 32.96 8.51 36.84 0.00 116 86 PEAK
Avg	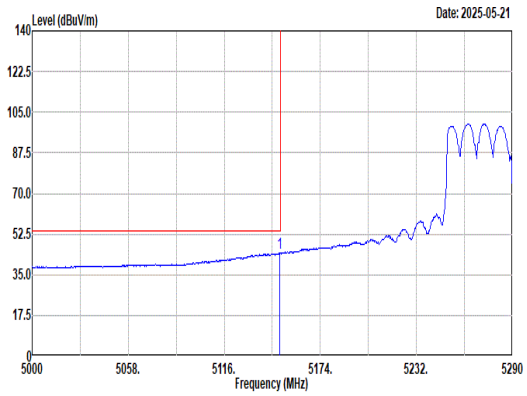 Site : 03CH15-HY Condition: AVG_BE_54 3m 9120D-02294_240620 HORIZONTAL : RBW:1000.000kHz VBW:0.560kHz SWT:Auto Freq Level Limit Line Margin Read Level Ant Factor Cable Loss Preamp Factor Aux Factor APos TPos Remark MHz dBuV/m dBuV/m dB dBuV dB/m dB dB dB cm deg 1 5149.64 44.41 54.00 -9.59 39.65 33.20 8.41 36.85 0.00 116 86 AVERAGE	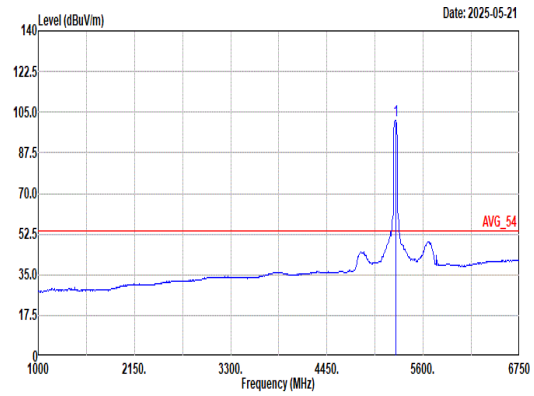 Site : 03CH15-HY Condition: AVG_54 3m 9120D-02294_240620 HORIZONTAL : RBW:1000.000kHz VBW:0.560kHz SWT:Auto Freq Level Limit Line Margin Read Level Ant Factor Cable Loss Preamp Factor Aux Factor APos TPos Remark MHz dBuV/m dBuV/m dB dBuV dB/m dB dB dB cm deg 1 5270.00 101.30 ------ ------ 96.66 32.98 8.50 36.84 0.00 116 86 AVERAGE

Mode	27	
	Band Edge - R	
	U-NII-2A_5.25-5.35_802.11ax HE40_CH54_Full RU_5270MHz	
ANT	1+2	
Pol.	Horizontal	Fundamental
Peak	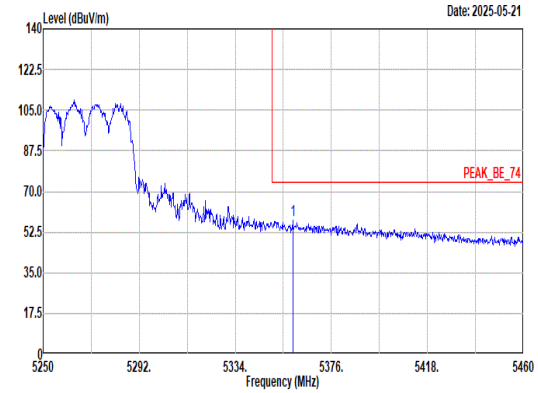 Site : 03CH15-HY Condition: PEAK_BE_74 3m 9120D-02294_240620 HORIZONTAL : RBW:1000.000kHz VBW:3000.000kHz SWT:Auto Freq Level Limit Line Margin Read Level Ant Factor Cable Loss Preamp Factor Aux Factor APos TPos Remark MHz dBuV/m dBuV/m dB dBuV dB/m dB dB dB cm deg 1 5359.20 57.57 74.00 -16.43 52.94 32.88 8.58 36.83 0.00 116 86 PEAK	Blank
Avg	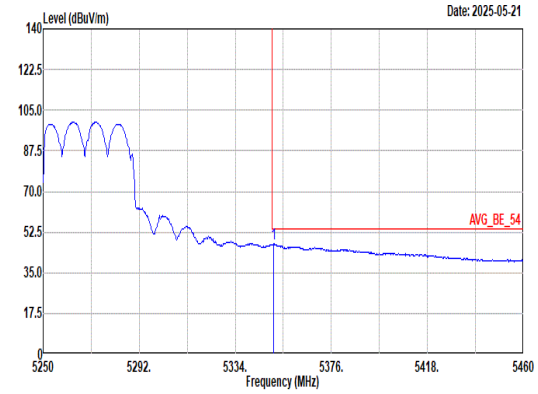 Site : 03CH15-HY Condition: AVG_BE_54 3m 9120D-02294_240620 HORIZONTAL : RBW:1000.000kHz VBW:0.560kHz SWT:Auto Freq Level Limit Line Margin Read Level Ant Factor Cable Loss Preamp Factor Aux Factor APos TPos Remark MHz dBuV/m dBuV/m dB dBuV dB/m dB dB dB cm deg 1 5350.80 47.47 54.00 -6.53 42.83 32.90 8.57 36.83 0.00 116 86 AVERAGE	Blank

Mode	27	
	Band Edge - L	
	U-NII-2A_5.25-5.35_802.11ax HE40_CH54_Full RU_5270MHz	
ANT	1+2	
Pol.	Vertical	Fundamental
Peak	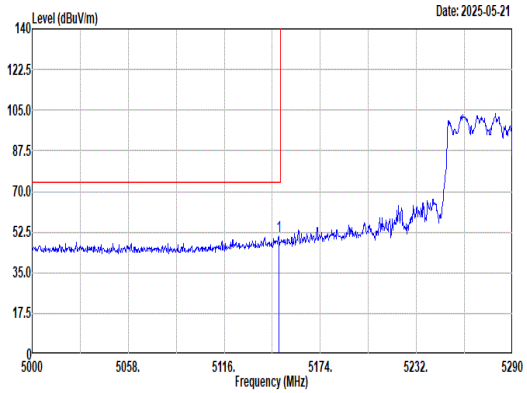 Site : 03CH15-HY Condition: PEAK_BE_74 3m 9120D-02294_240620 VERTICAL : RBW:1000.000kHz VBW:3000.000kHz SWT:Auto Freq Level Limit Line Margin Read Level Ant Factor Cable Loss Preamp Factor Aux Factor APos TPos Remark MHz dBuV/m dBuV/m dB dBuV dB/m dB dB dB cm deg 1 5148.77 50.48 74.00 -23.52 45.72 33.20 8.41 36.85 0.00 100 183 PEAK	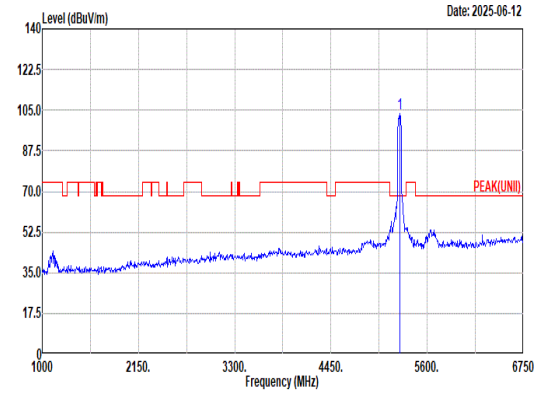 Site : 03CH15-HY Condition: PEAK(UNII) 3m 9120D-02294_240620 VERTICAL : RBW:1000.000kHz VBW:3000.000kHz SWT:Auto Freq Level Limit Line Margin Read Level Ant Factor Cable Loss Preamp Factor Aux Factor APos TPos Remark MHz dBuV/m dBuV/m dB dBuV dB/m dB dB dB cm deg 1 5270.00 103.47 ------ ------ 98.84 32.96 8.51 36.84 0.00 100 183 PEAK
Avg	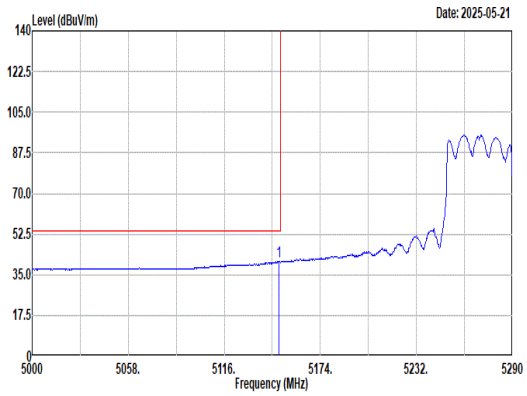 Site : 03CH15-HY Condition: AVG_BE_54 3m 9120D-02294_240620 VERTICAL : RBW:1000.000kHz VBW:0.560kHz SWT:Auto Freq Level Limit Line Margin Read Level Ant Factor Cable Loss Preamp Factor Aux Factor APos TPos Remark MHz dBuV/m dBuV/m dB dBuV dB/m dB dB dB cm deg 1 5149.06 40.51 54.00 -13.49 35.75 33.20 8.41 36.85 0.00 100 183 AVERAGE	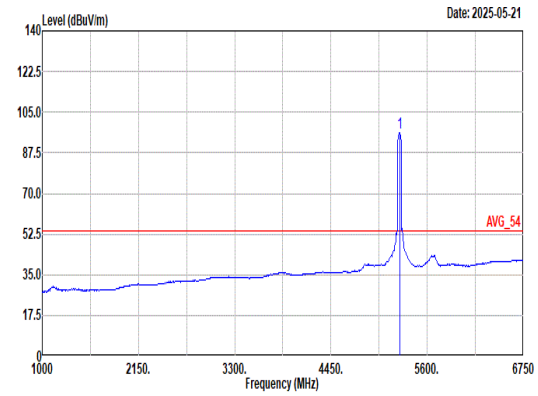 Site : 03CH15-HY Condition: AVG_54 3m 9120D-02294_240620 VERTICAL : RBW:1000.000kHz VBW:0.560kHz SWT:Auto Freq Level Limit Line Margin Read Level Ant Factor Cable Loss Preamp Factor Aux Factor APos TPos Remark MHz dBuV/m dBuV/m dB dBuV dB/m dB dB dB cm deg 1 5270.00 96.40 ------ ------ 91.76 32.98 8.50 36.84 0.00 100 183 AVERAGE

Mode	27	
	Band Edge - R	
	U-NII-2A_5.25-5.35_802.11ax HE40_CH54_Full RU_5270MHz	
ANT	1+2	
Pol.	Vertical	Fundamental
Peak	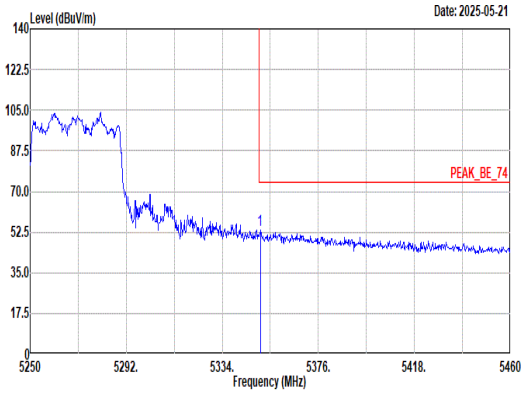 Site : 03CH15-HY Condition: PEAK_BE_74 3m 9120D-02294_240620 VERTICAL : RBW:1000.000kHz VBW:3000.000kHz SWT:Auto Freq Level Limit Line Margin Level Read Ant Factor Cable Loss Preamp Factor Aux Factor APos TPos Remark MHz dBuV/m dBuV/m dB dBuV dB/m dB dB dB cm deg 1 5350.59 53.21 74.00 -20.79 48.57 32.90 8.57 36.83 0.00 100 183 PEAK	Blank
Avg	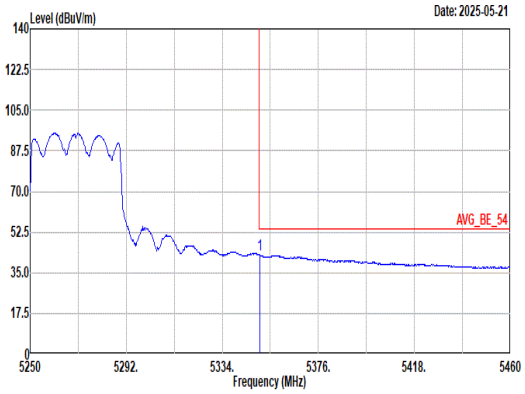 Site : 03CH15-HY Condition: AVG_BE_54 3m 9120D-02294_240620 VERTICAL : RBW:1000.000kHz VBW:0.560kHz SWT:Auto Freq Level Limit Line Margin Level Read Ant Factor Cable Loss Preamp Factor Aux Factor APos TPos Remark MHz dBuV/m dBuV/m dB dBuV dB/m dB dB dB cm deg 1 5350.38 42.71 54.00 -11.29 38.07 32.90 8.57 36.83 0.00 100 183 AVERAGE	Blank

Mode	27	
	Harmonic	
	U-NII-2A_5.25-5.35_802.11ax HE40_CH54_Full RU_5270MHz	
ANT	1+2	
Pol.	Horizontal	Vertical
Peak Avg	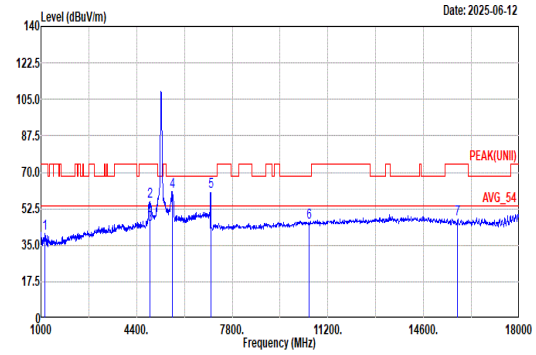 Site : 03CH15-HY Condition: PEAK(UNII) 3m 9120D-02294_240620 HORIZONTAL 	Freq	Level	Limit Line	Margin	Read Level	Ant Factor	Cable Loss	Preamp Factor	Aux Factor	APos	TPos	Remark
MHz	dBuV/m	dBuV/m	dB	dBuV	dB/m	dB	dB	dB	cm	deg	
1 1132.00	40.63	74.00	-33.37	48.33	25.58	3.90	37.18	0.00	116	86	Peak
2 4876.00	56.12	74.00	-17.88	52.18	32.60	8.21	36.87	0.00	116	86	Peak
3 4876.00	44.70	54.00	-9.30	40.76	32.60	8.21	36.87	0.00	116	86	Average
4 5662.00	60.76	68.20	-7.44	55.46	33.40	8.70	36.80	0.00	108	82	Peak
5 7031.25	60.54	68.20	-7.66	72.50	36.03	9.73	58.74	1.02	100	51	PEAK
6 10540.00	46.11	68.20	-22.09	52.40	38.76	12.04	57.98	0.89	--	--	PEAK
7 15810.00	47.47	74.00	-26.53	51.57	37.81	15.18	58.03	0.94	--	--	PEAK		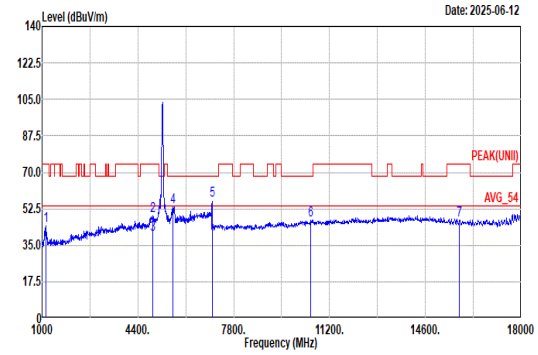 Site : 03CH15-HY Condition: PEAK(UNII) 3m 9120D-02294_240620 VERTICAL | Freq	Level	Limit Line	Margin	Read Level	Ant Factor	Cable Loss	Preamp Factor	Aux Factor	APos	TPos	Remark
MHz	dBuV/m	dBuV/m	dB	dBuV	dB/m	dB	dB	dB	cm	deg	
1 1126.00	44.12	74.00	-29.88	51.90	25.51	3.89	37.18	0.00	100	183	Peak
2 4924.00	49.10	74.00	-24.90	44.88	32.84	8.25	36.87	0.00	100	183	Peak
3 4924.00	39.89	54.00	-14.11	35.67	32.84	8.25	36.87	0.00	100	183	Average
4 5632.00	53.56	68.20	-14.64	48.50	33.19	8.67	36.80	0.00	100	183	Peak
5 7031.25	56.42	68.20	-11.78	68.38	36.03	9.73	58.74	1.02	100	27	PEAK
6 10540.00	46.85	68.20	-21.35	53.14	38.76	12.04	57.98	0.89	--	--	PEAK
7 15810.00	46.94	74.00	-27.06	51.04	37.81	15.18	58.03	0.94	--	--	PEAK	

Mode	27	
	Harmonic	
	U-NII-2A_5.25-5.35_802.11ax HE40_CH54_Full RU_5270MHz	
ANT	1+2	
Pol.	Horizontal	Vertical
14.47G ~14.5G Avg	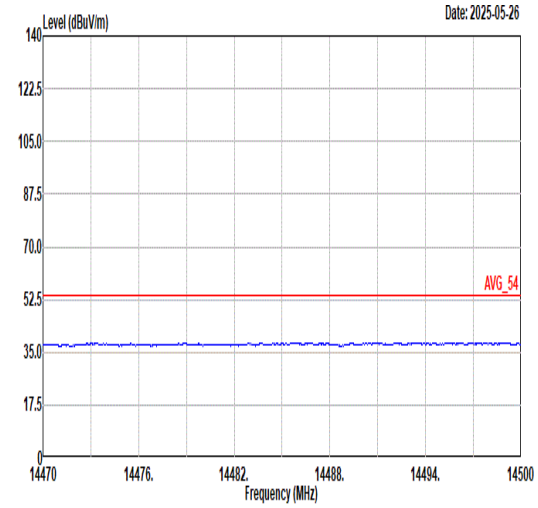 Site : 03CH15-HY Condition: AVG_54 3m 9120D-02294_240620 HORIZONTAL	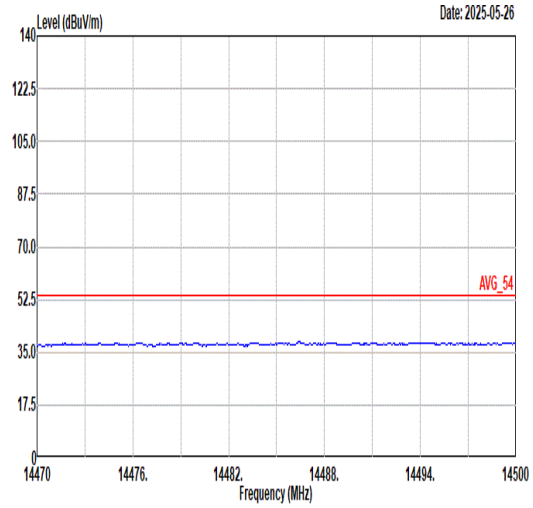 Site : 03CH15-HY Condition: AVG_54 3m 9120D-02294_240620 VERTICAL
17.7G ~18G Avg	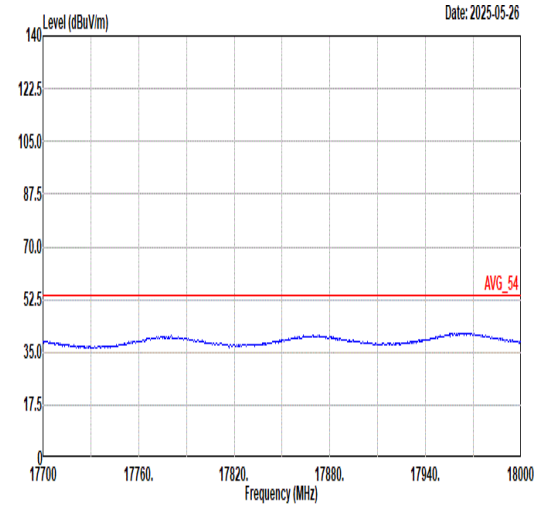 Site : 03CH15-HY Condition: AVG_54 3m 9120D-02294_240620 HORIZONTAL	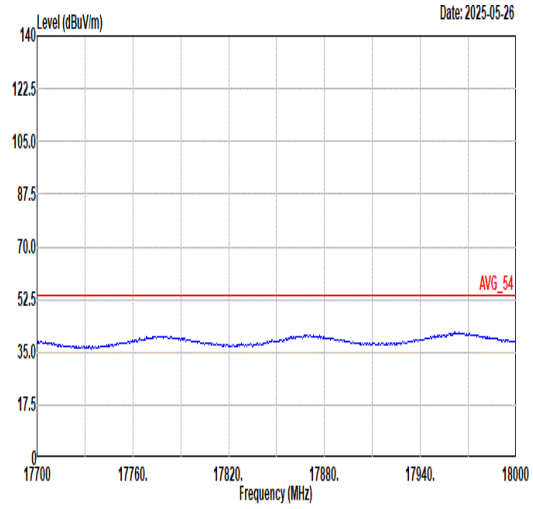 Site : 03CH15-HY Condition: AVG_54 3m 9120D-02294_240620 VERTICAL

Mode	28	
	Band Edge - L	
	U-NII-2A_5.47-5.725_802.11ax HE40_CH62_Full RU_5310MHz	
ANT	1+2	
Pol.	Horizontal	Fundamental
Peak	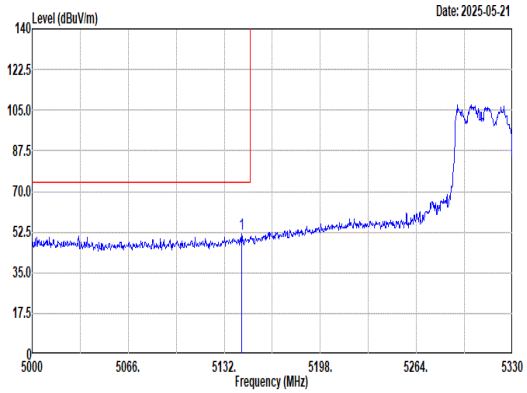 Site : 03CH15-HY Condition: PEAK_BE_74 3m 9120D-02294_240620 HORIZONTAL : RBW:1000.000kHz VBW:3000.000kHz SWT:Auto Freq Level Limit Line Margin Read Level Ant Factor Cable Loss Preamp Factor Aux Factor APos TPos Remark MHz dBuV/m dBuV/m dB dBuV dB/m dB dB dB cm deg 1 5143.88 51.61 74.00 -22.39 46.87 33.18 8.41 36.85 0.00 100 125 PEAK	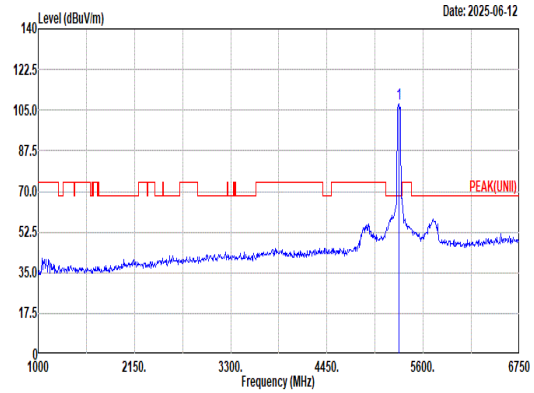 Site : 03CH15-HY Condition: PEAK(UNII) 3m 9120D-02294_240620 HORIZONTAL : RBW:1000.000kHz VBW:3000.000kHz SWT:Auto Freq Level Limit Line Margin Read Level Ant Factor Cable Loss Preamp Factor Aux Factor APos TPos Remark MHz dBuV/m dBuV/m dB dBuV dB/m dB dB dB cm deg 1 5310.00 107.65 ------ ------ 103.05 32.90 8.54 36.84 0.00 100 125 PEAK
Avg	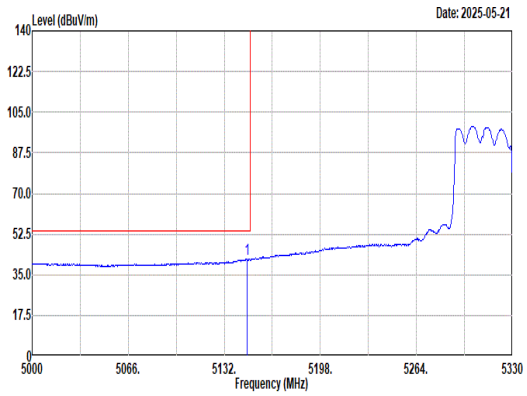 Site : 03CH15-HY Condition: AVG_BE_54 3m 9120D-02294_240620 HORIZONTAL : RBW:1000.000kHz VBW:0.560kHz SWT:Auto Freq Level Limit Line Margin Read Level Ant Factor Cable Loss Preamp Factor Aux Factor APos TPos Remark MHz dBuV/m dBuV/m dB dBuV dB/m dB dB dB cm deg 1 5147.51 41.78 54.00 -12.22 37.03 33.19 8.41 36.85 0.00 100 125 AVERAGE	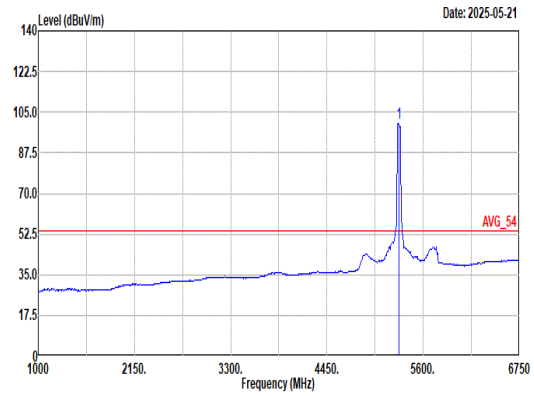 Site : 03CH15-HY Condition: AVG_54 3m 9120D-02294_240620 HORIZONTAL : RBW:1000.000kHz VBW:0.560kHz SWT:Auto Freq Level Limit Line Margin Read Level Ant Factor Cable Loss Preamp Factor Aux Factor APos TPos Remark MHz dBuV/m dBuV/m dB dBuV dB/m dB dB dB cm deg 1 5310.00 100.25 ------ ------ 95.66 32.90 8.53 36.84 0.00 100 125 AVERAGE

Mode	28	
	Band Edge - R	
	U-NII-2A_5.47-5.725_802.11ax HE40_CH62_Full RU_5310MHz	
ANT	1+2	
Pol.	Horizontal	Fundamental
Peak	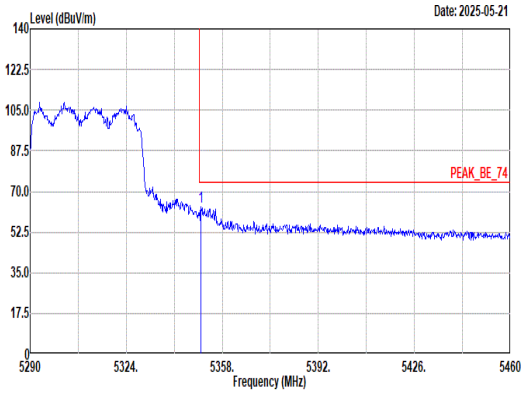 Site : 03CH15-HY Condition: PEAK_BE_74 3m 9120D-02294_240620 HORIZONTAL : RBW:1000.000kHz VBW:3000.000kHz SWT:Auto Limit Read Ant Cable Preamp Aux APos TPos Freq Level Line Margin Level Factor Loss Factor Factor Remark MHz dBuV/m dBuV/m dB dBuV dB/m dB dB dB cm deg 1 5350.52 63.50 74.00 -10.50 58.86 32.90 8.57 36.83 0.00 100 125 PEAK	Blank
Avg	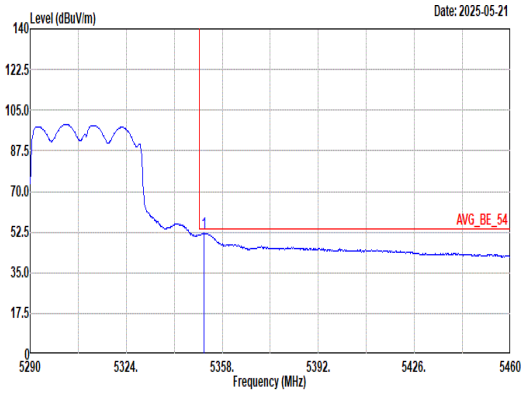 Site : 03CH15-HY Condition: AVG_BE_54 3m 9120D-02294_240620 HORIZONTAL : RBW:1000.000kHz VBW:0.560kHz SWT:Auto Limit Read Ant Cable Preamp Aux APos TPos Freq Level Line Margin Level Factor Loss Factor Factor Remark MHz dBuV/m dBuV/m dB dBuV dB/m dB dB dB cm deg 1 5351.54 52.06 54.00 -1.94 47.42 32.90 8.57 36.83 0.00 100 125 AVERAGE	Blank

Mode	28	
	Band Edge - L	
	U-NII-2A_5.47-5.725_802.11ax HE40_CH62_Full RU_5310MHz	
ANT	1+2	
Pol.	Vertical	Fundamental
Peak	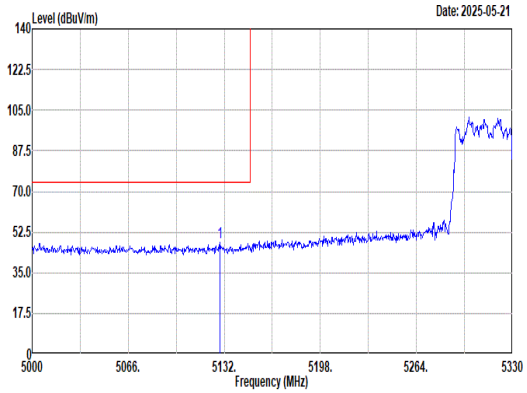 Site : 03CH15-HY Condition: PEAK_BE_74 3m 9120D-02294_240620 VERTICAL : RBW:1000.000kHz VBW:3000.000kHz SWT:Auto Freq Level Limit Line Margin Read Level Ant Factor Cable Loss Preamp Factor Aux Factor APos TPos Remark MHz dBuV/m dBuV/m dB dBuV dB/m dB dB dB cm deg 1 5129.03 47.92 74.00 -26.08 43.25 33.12 8.40 36.85 0.00 100 186 PEAK	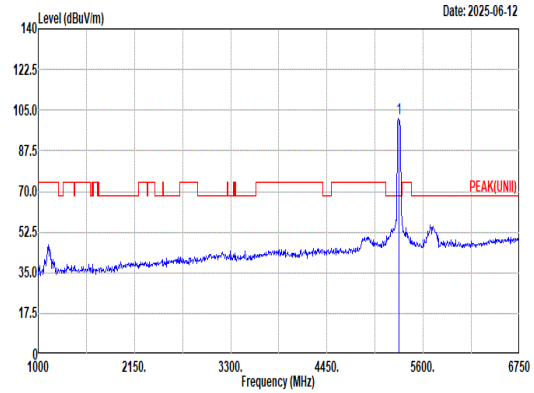 Site : 03CH15-HY Condition: PEAK(UNII) 3m 9120D-02294_240620 VERTICAL : RBW:1000.000kHz VBW:3000.000kHz SWT:Auto Freq Level Limit Line Margin Read Level Ant Factor Cable Loss Preamp Factor Aux Factor APos TPos Remark MHz dBuV/m dBuV/m dB dBuV dB/m dB dB dB cm deg 1 5310.00 101.25 ------ ------ 96.65 32.90 8.54 36.84 0.00 100 186 PEAK
Avg	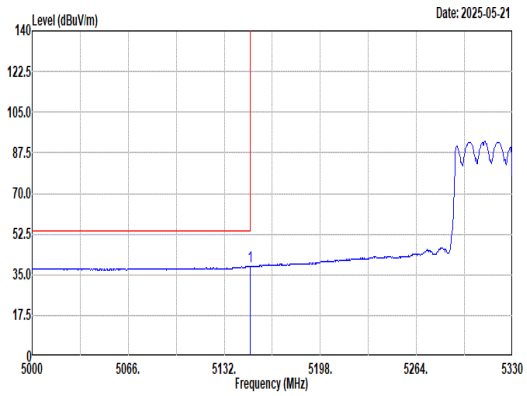 Site : 03CH15-HY Condition: AVG_BE_54 3m 9120D-02294_240620 VERTICAL : RBW:1000.000kHz VBW:0.560kHz SWT:Auto Freq Level Limit Line Margin Read Level Ant Factor Cable Loss Preamp Factor Aux Factor APos TPos Remark MHz dBuV/m dBuV/m dB dBuV dB/m dB dB dB cm deg 1 5149.82 38.68 54.00 -15.32 33.92 33.20 8.41 36.85 0.00 100 186 AVERAGE	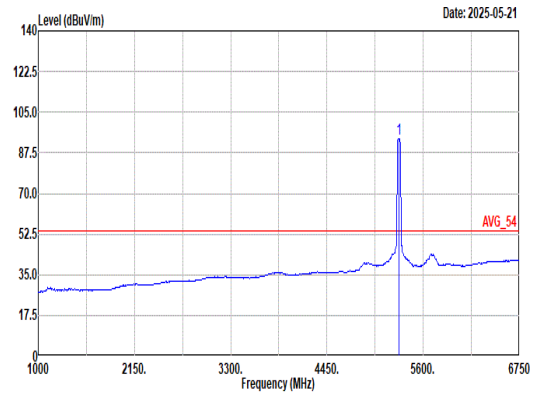 Site : 03CH15-HY Condition: AVG_54 3m 9120D-02294_240620 VERTICAL : RBW:1000.000kHz VBW:0.560kHz SWT:Auto Freq Level Limit Line Margin Read Level Ant Factor Cable Loss Preamp Factor Aux Factor APos TPos Remark MHz dBuV/m dBuV/m dB dBuV dB/m dB dB dB cm deg 1 5310.00 93.57 ------ ------ 88.98 32.90 8.53 36.84 0.00 100 186 AVERAGE

Mode	28	
	Band Edge - R	
	U-NII-2A_5.47-5.725_802.11ax HE40_CH62_Full RU_5310MHz	
ANT	1+2	
Pol.	Vertical	Fundamental
Peak	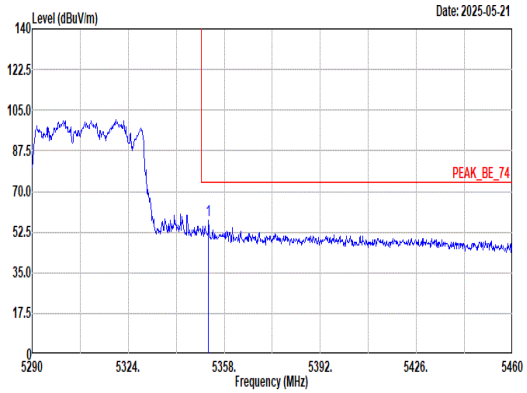 Site : 03CH15-HY Condition: PEAK_BE_74 3m 9120D-02294_240620 VERTICAL : RBW:1000.000kHz VBW:3000.000kHz SWT:Auto Freq Level Limit Line Margin Level Read Ant Factor Cable Loss Preamp Factor Aux Factor APos TPos Remark MHz dBuV/m dBuV/m dB dBuV dB/m dB dB dB cm deg 1 5352.39 57.72 74.00 -16.28 53.08 32.90 8.57 36.83 0.00 100 186 PEAK	Blank
Avg	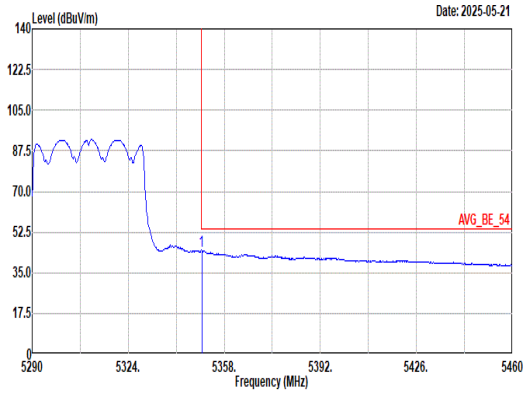 Site : 03CH15-HY Condition: AVG_BE_54 3m 9120D-02294_240620 VERTICAL : RBW:1000.000kHz VBW:0.560kHz SWT:Auto Freq Level Limit Line Margin Level Read Ant Factor Cable Loss Preamp Factor Aux Factor APos TPos Remark MHz dBuV/m dBuV/m dB dBuV dB/m dB dB dB cm deg 1 5350.01 44.48 54.00 -9.52 39.84 32.90 8.57 36.83 0.00 100 186 AVERAGE	Blank

Mode	28	
	Harmonic	
	U-NII-2A_5.47-5.725_802.11ax HE40_CH62_Full RU_5310MHz	
ANT	1+2	
Pol.	Horizontal	Vertical
Peak Avg	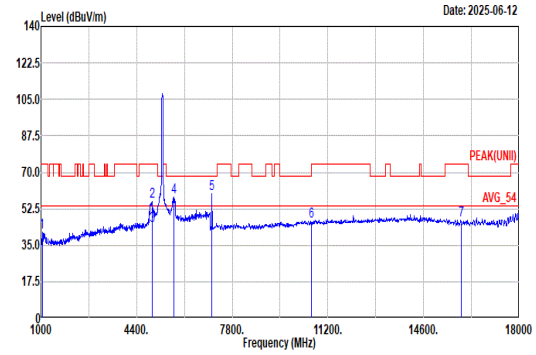 Site : 03CH15-HY Condition: PEAK(UNII) 3m 9120D-02294_240620 HORIZONTAL	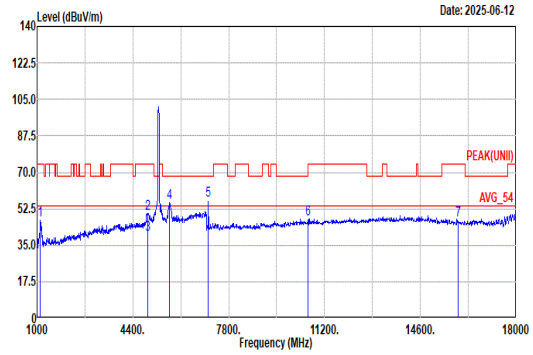 Site : 03CH15-HY Condition: PEAK(UNII) 3m 9120D-02294_240620 VERTICAL

Horizontal:

	Freq	Level	Limit Line	Margin	Read Level	Ant Factor	Cable Loss	Preamp Factor	Aux Factor	APos	TPos	Remark
	MHz	dBuV/m	dBuV/m	dB	dBuV	dB/m	dB	dB	dB	cm	deg	
1	1042.00	41.05	74.00	-32.95	49.59	24.92	3.75	37.21	0.00	100	125	Peak
2	4948.00	56.04	74.00	-17.96	51.65	32.99	8.27	36.87	0.00	100	127	Peak
3	4948.00	44.19	54.00	-9.81	39.80	32.99	8.27	36.87	0.00	100	127	Average
4	5716.00	57.91	68.20	-10.29	52.21	33.73	8.76	36.79	0.00	100	130	Peak
5	7076.25	59.75	68.20	-8.45	71.49	36.26	9.78	58.79	1.01	100	49	PEAK
6	10620.00	46.71	74.00	-27.29	52.71	39.00	12.08	57.97	0.89	--	--	PEAK
7	15930.00	46.82	74.00	-27.18	50.92	37.81	15.26	58.14	0.97	--	--	PEAK

Vertical:

	Freq	Level	Limit Line	Margin	Read Level	Ant Factor	Cable Loss	Preamp Factor	Aux Factor	APos	TPos	Remark
	MHz	dBuV/m	dBuV/m	dB	dBuV	dB/m	dB	dB	dB	cm	deg	
1	1120.00	46.76	74.00	-27.24	54.62	25.44	3.88	37.18	0.00	100	186	Peak
2	4930.00	50.14	74.00	-23.86	45.88	32.88	8.25	36.87	0.00	100	174	Peak
3	4930.00	40.25	54.00	-13.75	35.99	32.88	8.25	36.87	0.00	100	174	Average
4	5686.00	55.33	68.20	-12.87	49.82	33.59	8.72	36.80	0.00	100	192	Peak
5	7076.25	56.31	68.20	-11.89	68.05	36.26	9.78	58.79	1.01	400	353	PEAK
6	10620.00	47.76	74.00	-26.24	53.76	39.00	12.08	57.97	0.89	--	--	PEAK
7	15930.00	47.02	74.00	-26.98	51.12	37.81	15.26	58.14	0.97	--	--	PEAK

Mode	28	
	Harmonic	
	U-NII-2A_5.47-5.725_802.11ax HE40_CH62_Full RU_5310MHz	
ANT	1+2	
Pol.	Horizontal	Vertical
14.47G ~14.5G Avg	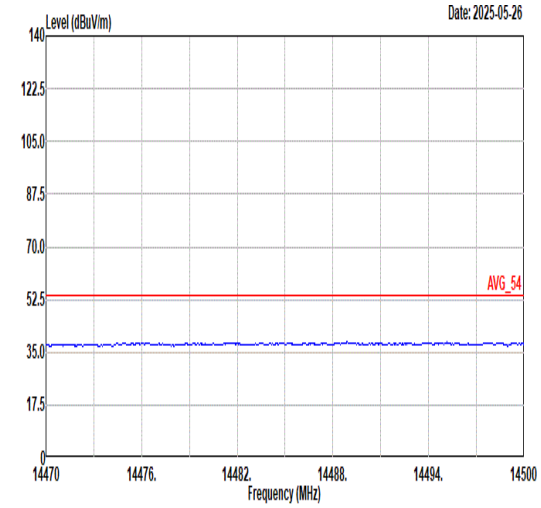 Site : 03CH15-HY Condition: AVG_54 3m 9120D-02294_240620 HORIZONTAL	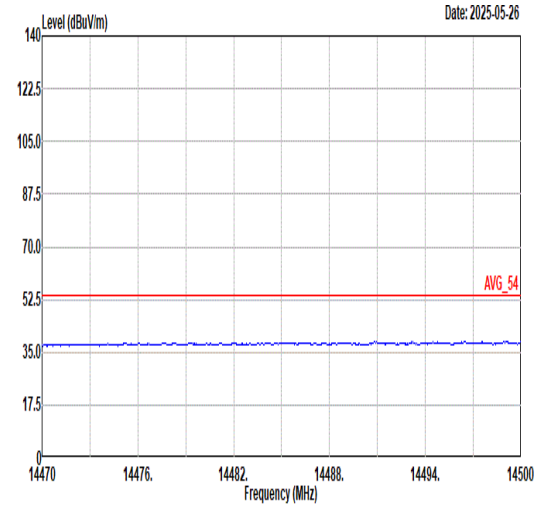 Site : 03CH15-HY Condition: AVG_54 3m 9120D-02294_240620 VERTICAL
17.7G ~18G Avg	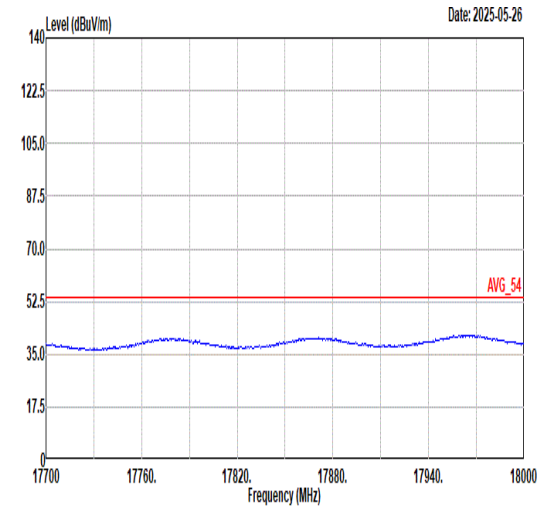 Site : 03CH15-HY Condition: AVG_54 3m 9120D-02294_240620 HORIZONTAL	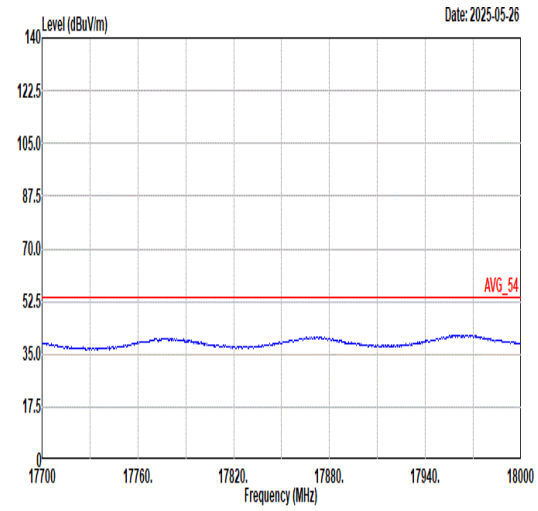 Site : 03CH15-HY Condition: AVG_54 3m 9120D-02294_240620 VERTICAL

Mode	29	
	Band Edge - L	
	U-NII-2A_5.47-5.725_802.11ax HE40_CH62_Partial_242/62RU _5310MHz	
ANT	1+2	
Pol.	Horizontal	Fundamental
Peak	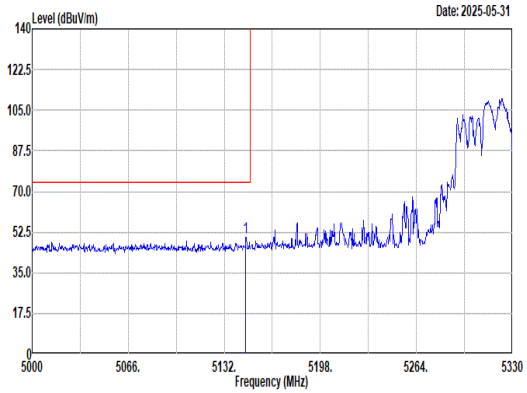 Site : 03CH15-HY Condition: PEAK_BE_74 3m 9120D-02294_240620 HORIZONTAL : RBW:1000.000kHz VBW:3000.000kHz SWT:Auto Freq Level Limit Line Margin Read Level Ant Factor Cable Loss Preamp Factor Aux Factor APos TPos Remark MHz dBuV/m dBuV/m dB dBuV dB/m dB dB dB cm deg 1 5146.85 50.27 74.00 -23.73 45.52 33.19 8.41 36.85 0.00 377 86 PEAK	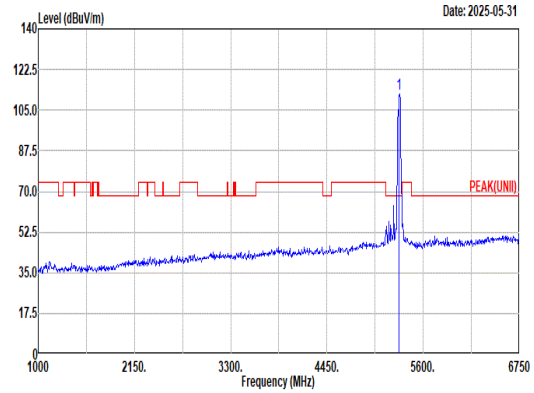 Site : 03CH15-HY Condition: PEAK(UNII) 3m 9120D-02294_240620 HORIZONTAL : RBW:1000.000kHz VBW:3000.000kHz SWT:Auto Freq Level Limit Line Margin Read Level Ant Factor Cable Loss Preamp Factor Aux Factor APos TPos Remark MHz dBuV/m dBuV/m dB dBuV dB/m dB dB dB cm deg 1 5310.00 111.91 ------ ------ 107.31 32.90 8.54 36.84 0.00 377 86 PEAK
Avg	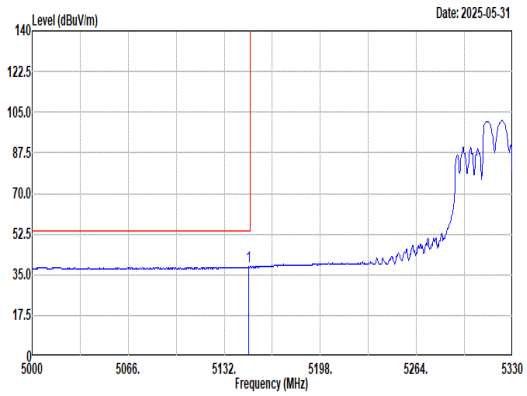 Site : 03CH15-HY Condition: AVG_BE_54 3m 9120D-02294_240620 HORIZONTAL : RBW:1000.000kHz VBW:0.620kHz SWT:Auto Freq Level Limit Line Margin Read Level Ant Factor Cable Loss Preamp Factor Aux Factor APos TPos Remark MHz dBuV/m dBuV/m dB dBuV dB/m dB dB dB cm deg 1 5148.83 38.37 54.00 -15.63 33.61 33.20 8.41 36.85 0.00 377 86 AVERAGE	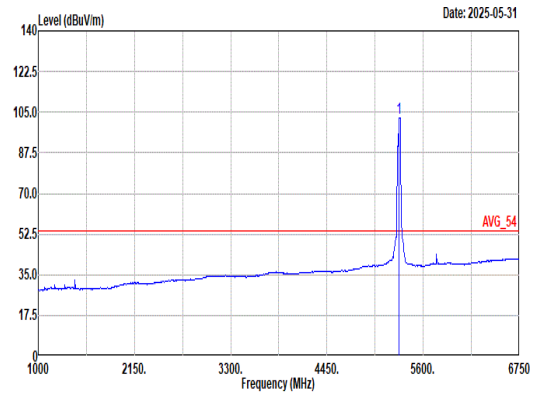 Site : 03CH15-HY Condition: AVG_54 3m 9120D-02294_240620 HORIZONTAL : RBW:1000.000kHz VBW:0.620kHz SWT:Auto Freq Level Limit Line Margin Read Level Ant Factor Cable Loss Preamp Factor Aux Factor APos TPos Remark MHz dBuV/m dBuV/m dB dBuV dB/m dB dB dB cm deg 1 5310.00 102.68 ------ ------ 98.06 32.90 8.55 36.83 0.00 377 86 AVERAGE

Mode	29	
	Band Edge - R	
	U-NII-2A_5.47-5.725_802.11ax HE40_CH62_Partial_242/62RU _5310MHz	
ANT	1+2	
Pol.	Horizontal	Fundamental
Peak	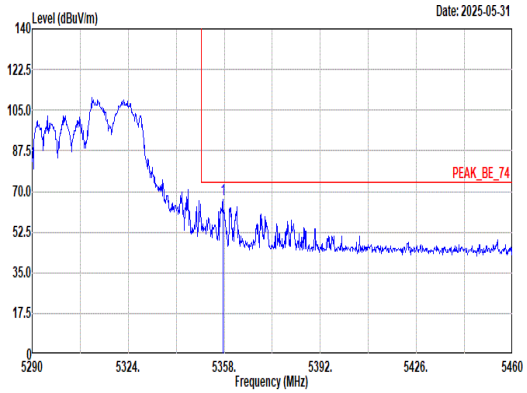 Site : 03CH15-HY Condition: PEAK_BE_74 3m 9120D-02294_240620 HORIZONTAL : RBW:1000.000kHz VBW:3000.000kHz SWT:Auto Limit Read Ant Cable Preamp Aux APos TPos Freq Level Line Margin Level Factor Loss Factor Factor Remark MHz dBuV/m dBuV/m dB dBuV dB/m dB dB dB cm deg 1 5357.49 66.33 74.00 -7.67 61.69 32.89 8.58 36.83 0.00 377 86 PEAK	Blank
Avg	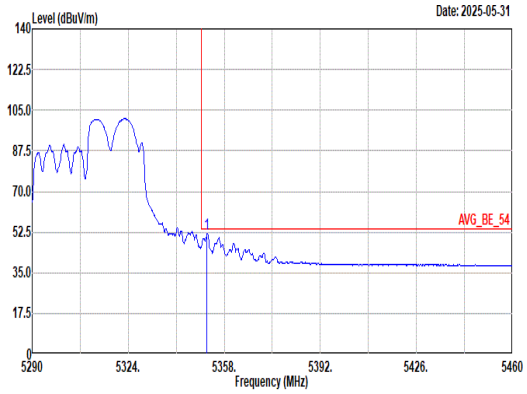 Site : 03CH15-HY Condition: AVG_BE_54 3m 9120D-02294_240620 HORIZONTAL : RBW:1000.000kHz VBW:0.620kHz SWT:Auto Limit Read Ant Cable Preamp Aux APos TPos Freq Level Line Margin Level Factor Loss Factor Factor Remark MHz dBuV/m dBuV/m dB dBuV dB/m dB dB dB cm deg 1 5351.88 51.80 54.00 -2.20 47.16 32.90 8.57 36.83 0.00 377 86 AVERAGE	Blank

Mode	29	
	Band Edge - L	
	U-NII-2A_5.47-5.725_802.11ax HE40_CH62_Partial_242/62RU _5310MHz	
ANT	1+2	
Pol.	Vertical	Fundamental
Peak	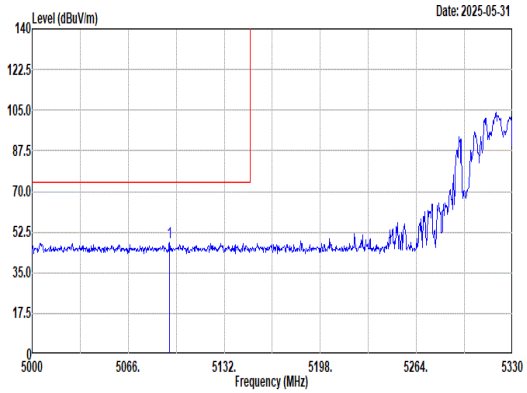 Site : 03CH15-HY Condition: PEAK_BE_74 3m 9120D-02294_240620 VERTICAL : RBW:1000.000kHz VBW:3000.000kHz SWT:Auto Freq Level Limit Line Margin Read Level Ant Factor Cable Loss Preamp Factor Aux Factor APos TPos Remark MHz dBuV/m dBuV/m dB dBuV dB/m dB dB dB cm deg 1 5094.38 48.05 74.00 -25.95 43.52 33.00 8.38 36.85 0.00 371 183 PEAK	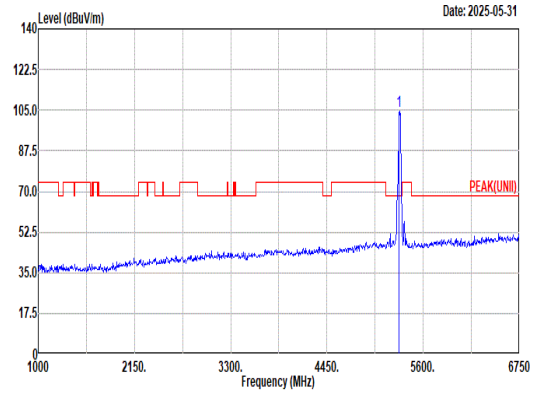 Site : 03CH15-HY Condition: PEAK(UNII) 3m 9120D-02294_240620 VERTICAL : RBW:1000.000kHz VBW:3000.000kHz SWT:Auto Freq Level Limit Line Margin Read Level Ant Factor Cable Loss Preamp Factor Aux Factor APos TPos Remark MHz dBuV/m dBuV/m dB dBuV dB/m dB dB dB cm deg 1 5310.00 104.68 ------ ------ 100.08 32.90 8.54 36.84 0.00 371 183 PEAK
Avg	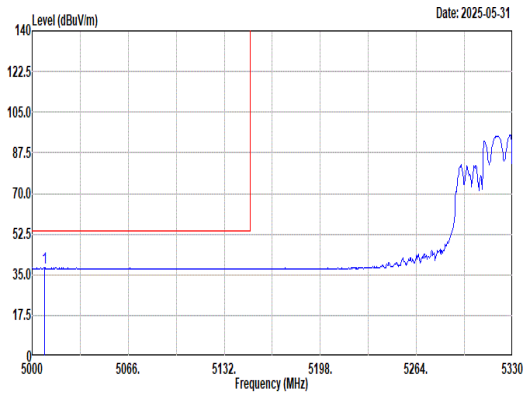 Site : 03CH15-HY Condition: AVG_BE_54 3m 9120D-02294_240620 VERTICAL : RBW:1000.000kHz VBW:0.620kHz SWT:Auto Freq Level Limit Line Margin Read Level Ant Factor Cable Loss Preamp Factor Aux Factor APos TPos Remark MHz dBuV/m dBuV/m dB dBuV dB/m dB dB dB cm deg 1 5008.58 38.03 54.00 -15.97 33.32 33.25 8.32 36.86 0.00 371 183 AVERAGE	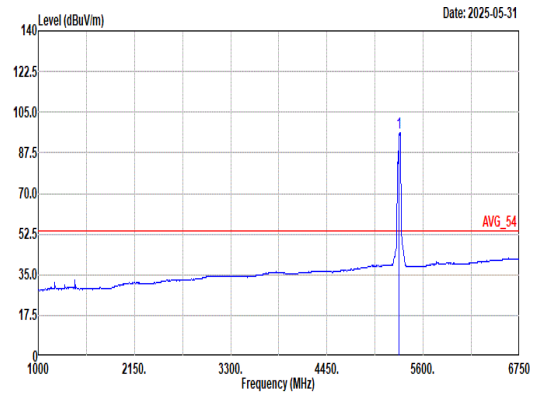 Site : 03CH15-HY Condition: AVG_54 3m 9120D-02294_240620 VERTICAL : RBW:1000.000kHz VBW:0.620kHz SWT:Auto Freq Level Limit Line Margin Read Level Ant Factor Cable Loss Preamp Factor Aux Factor APos TPos Remark MHz dBuV/m dBuV/m dB dBuV dB/m dB dB dB cm deg 1 5310.00 96.32 ------ ------ 91.70 32.90 8.55 36.83 0.00 371 183 AVERAGE

Mode	29	
	Band Edge - R	
	U-NII-2A_5.47-5.725_802.11ax HE40_CH62_Partial_242/62RU _5310MHz	
ANT	1+2	
Pol.	Vertical	Fundamental
Peak	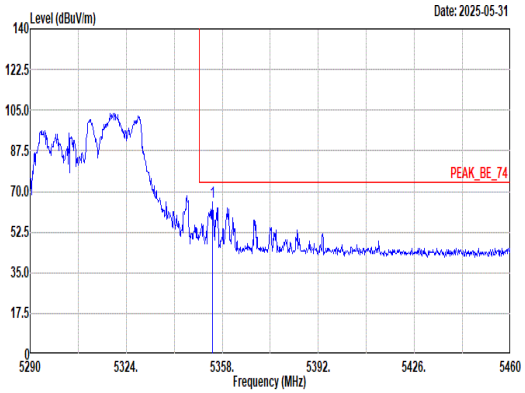 Site : 03CH15-HY Condition: PEAK_BE_74 3m 9120D-02294_240620 VERTICAL : RBW:1000.000kHz VBW:3000.000kHz SWT:Auto Limit Read Ant Cable Preamp Aux APos TPos Freq Level Line Margin Level Factor Loss Factor Factor Remark MHz dBuV/m dBuV/m dB dBuV dB/m dB dB dB cm deg 1 5354.43 65.48 74.00 -8.52 60.85 32.89 8.57 36.83 0.00 371 183 PEAK	Blank
Avg	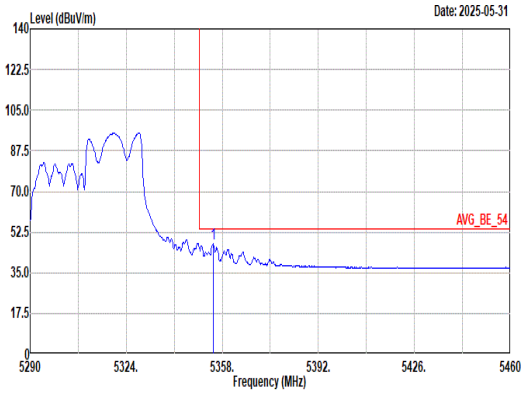 Site : 03CH15-HY Condition: AVG_BE_54 3m 9120D-02294_240620 VERTICAL : RBW:1000.000kHz VBW:8.620kHz SWT:Auto Limit Read Ant Cable Preamp Aux APos TPos Freq Level Line Margin Level Factor Loss Factor Factor Remark MHz dBuV/m dBuV/m dB dBuV dB/m dB dB dB cm deg 1 5354.77 47.65 54.00 -6.35 43.02 32.89 8.57 36.83 0.00 371 183 AVERAGE	Blank

Mode	30	
	Band Edge - L	
	U-NII-2A_5.47-5.725_802.11ax HE80_CH58_Full RU_5290MHz	
ANT	1+2	
Pol.	Horizontal	Fundamental
Peak	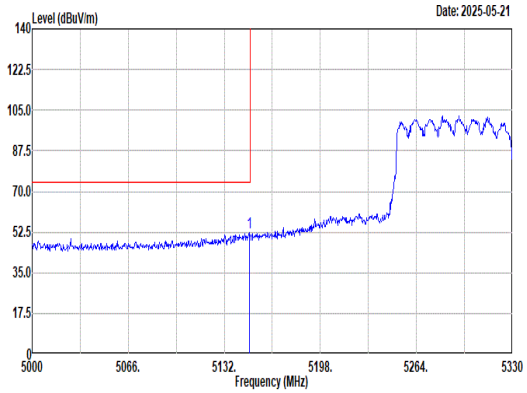 Site : 03CH15-HY Condition: PEAK_BE_74 3m 9120D-02294_240620 HORIZONTAL : RBW:1000.000kHz VBW:3000.000kHz SWT:Auto Freq Level Limit Line Margin Read Level Ant Factor Cable Loss Preamp Factor Aux Factor APos TPos Remark MHz dBuV/m dBuV/m dB dBuV dB/m dB dB dB cm deg 1 5149.16 52.13 74.00 -21.87 47.37 33.20 8.41 36.85 0.00 100 129 PEAK	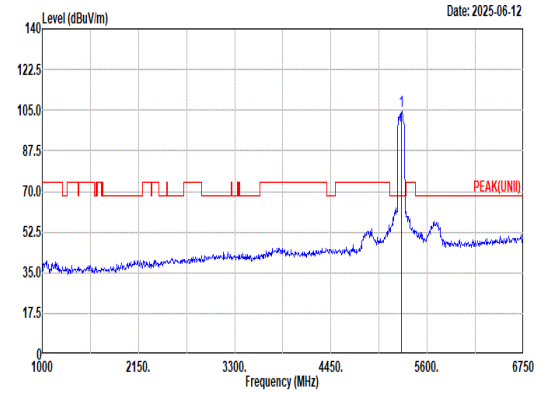 Site : 03CH15-HY Condition: PEAK(UNII) 3m 9120D-02294_240620 HORIZONTAL : RBW:1000.000kHz VBW:3000.000kHz SWT:Auto Freq Level Limit Line Margin Read Level Ant Factor Cable Loss Preamp Factor Aux Factor APos TPos Remark MHz dBuV/m dBuV/m dB dBuV dB/m dB dB dB cm deg 1 5290.00 104.43 ------ ------ 99.83 32.92 8.52 36.84 0.00 100 129 PEAK
Avg	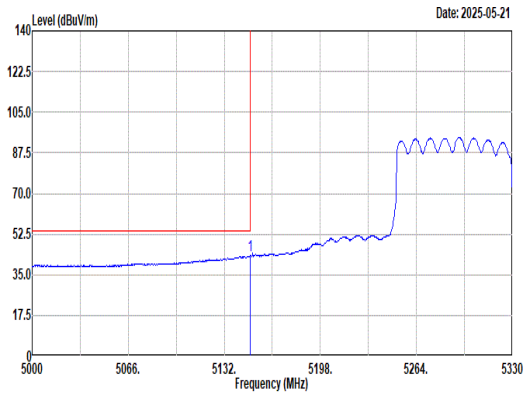 Site : 03CH15-HY Condition: AVG_BE_54 3m 9120D-02294_240620 HORIZONTAL : RBW:1000.000kHz VBW:1.100kHz SWT:Auto Freq Level Limit Line Margin Read Level Ant Factor Cable Loss Preamp Factor Aux Factor APos TPos Remark MHz dBuV/m dBuV/m dB dBuV dB/m dB dB dB cm deg 1 5149.82 43.10 54.00 -10.90 38.34 33.20 8.41 36.85 0.00 100 129 AVERAGE	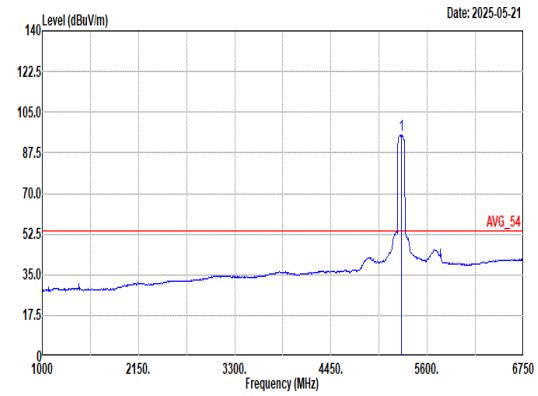 Site : 03CH15-HY Condition: AVG_54 3m 9120D-02294_240620 HORIZONTAL : RBW:1000.000kHz VBW:1.100kHz SWT:Auto Freq Level Limit Line Margin Read Level Ant Factor Cable Loss Preamp Factor Aux Factor APos TPos Remark MHz dBuV/m dBuV/m dB dBuV dB/m dB dB dB cm deg 1 5290.00 95.36 ------ ------ 90.76 32.91 8.53 36.84 0.00 100 129 AVERAGE

Mode	30	
	Band Edge - R	
	U-NII-2A_5.47-5.725_802.11ax HE80_CH58_Full RU_5290MHz	
ANT	1+2	
Pol.	Horizontal	Fundamental
Peak	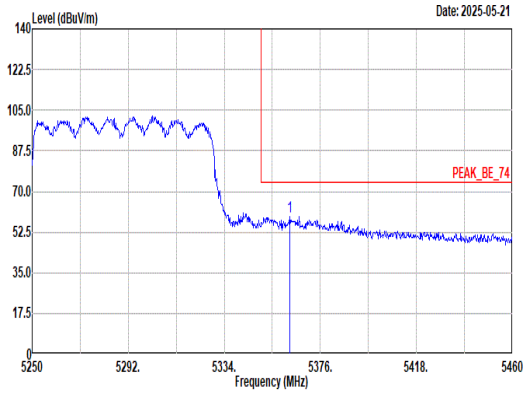 Site : 03CH15-HY Condition: PEAK_BE_74 3m 9120D-02294_240620 HORIZONTAL : RBW:1000.000kHz VBW:3000.000kHz SWT:Auto Freq Level Limit Line Margin Read Level Ant Factor Cable Loss Preamp Factor Aux Factor APos TPos Remark MHz dBuV/m dBuV/m dB dBuV dB/m dB dB dB cm deg 1 5362.56 59.27 74.00 -14.73 54.65 32.87 8.58 36.83 0.00 100 129 PEAK	Blank
Avg	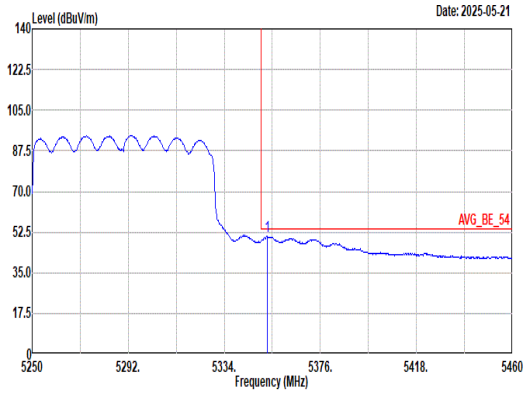 Site : 03CH15-HY Condition: AVG_BE_54 3m 9120D-02294_240620 HORIZONTAL : RBW:1000.000kHz VBW:1.100kHz SWT:Auto Freq Level Limit Line Margin Read Level Ant Factor Cable Loss Preamp Factor Aux Factor APos TPos Remark MHz dBuV/m dBuV/m dB dBuV dB/m dB dB dB cm deg 1 5352.90 50.65 54.00 -3.35 46.02 32.89 8.57 36.83 0.00 100 129 AVERAGE	Blank

Mode	30	
	Band Edge - L	
	U-NII-2A_5.47-5.725_802.11ax HE80_CH58_Full RU_5290MHz	
ANT	1+2	
Pol.	Vertical	Fundamental
Peak	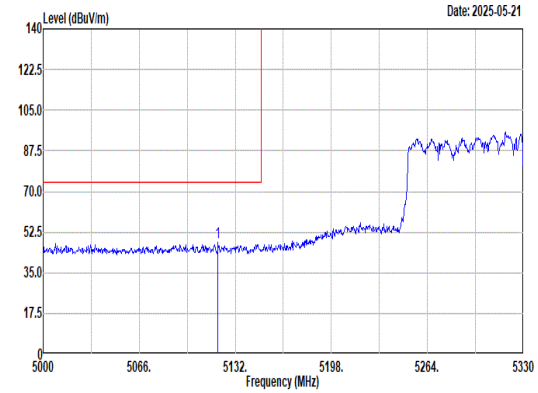 Site : 03CH15-HY Condition: PEAK_BE_74 3m 9120D-02294_240620 VERTICAL : RBW:1000.000kHz VBW:3000.000kHz SWT:Auto Freq Level Limit Line Margin Read Level Ant Factor Cable Loss Preamp Factor Aux Factor APos TPos Remark MHz dBuV/m dBuV/m dB dBuV dB/m dB dB dB cm deg 1 5120.12 48.21 74.00 -25.79 43.59 33.08 8.39 36.85 0.00 400 181 PEAK	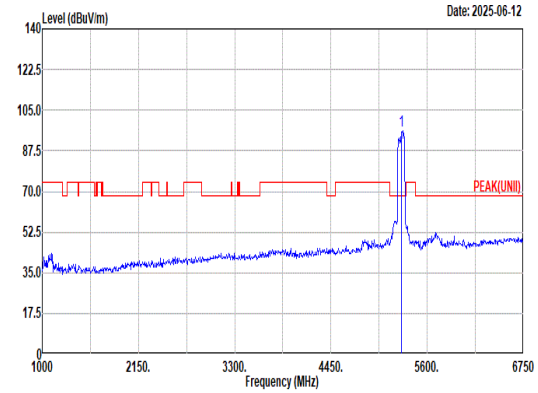 Site : 03CH15-HY Condition: PEAK(UNII) 3m 9120D-02294_240620 VERTICAL : RBW:1000.000kHz VBW:3000.000kHz SWT:Auto Freq Level Limit Line Margin Read Level Ant Factor Cable Loss Preamp Factor Aux Factor APos TPos Remark MHz dBuV/m dBuV/m dB dBuV dB/m dB dB dB cm deg 1 5290.00 95.94 ------ ------ 91.34 32.92 8.52 36.84 0.00 400 181 PEAK
Avg	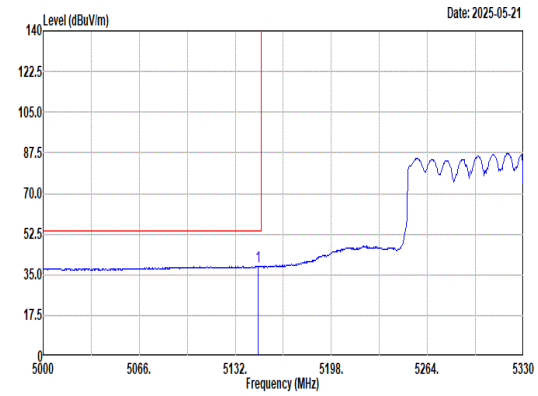 Site : 03CH15-HY Condition: AVG_BE_54 3m 9120D-02294_240620 VERTICAL : RBW:1000.000kHz VBW:1.100kHz SWT:Auto Freq Level Limit Line Margin Read Level Ant Factor Cable Loss Preamp Factor Aux Factor APos TPos Remark MHz dBuV/m dBuV/m dB dBuV dB/m dB dB dB cm deg 1 5147.51 38.82 54.00 -15.18 34.07 33.19 8.41 36.85 0.00 400 181 AVERAGE	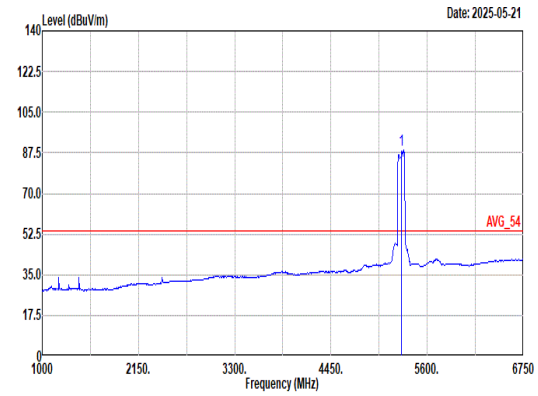 Site : 03CH15-HY Condition: AVG_54 3m 9120D-02294_240620 VERTICAL : RBW:1000.000kHz VBW:1.100kHz SWT:Auto Freq Level Limit Line Margin Read Level Ant Factor Cable Loss Preamp Factor Aux Factor APos TPos Remark MHz dBuV/m dBuV/m dB dBuV dB/m dB dB dB cm deg 1 5290.00 88.55 ------ ------ 83.93 32.90 8.55 36.83 0.00 400 181 AVERAGE

Mode	30	
	Band Edge - R	
	U-NII-2A_5.47-5.725_802.11ax HE80_CH58_Full RU_5290MHz	
ANT	1+2	
Pol.	Vertical	Fundamental
Peak	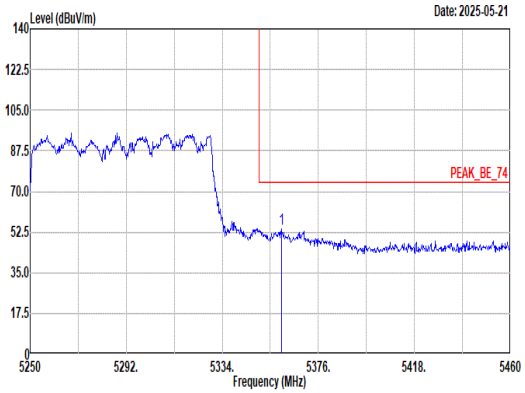 Site : 03CH15-HY Condition: PEAK_BE_74 3m 9120D-02294_240620 VERTICAL : RBW:1000.000kHz VBW:3000.000kHz SWT:Auto Freq Level Limit Line Margin Read Level Ant Factor Cable Loss Preamp Factor Aux Factor APos TPos Remark MHz dBuV/m dBuV/m dB dBuV dB/m dB dB dB cm deg 1 5359.83 53.92 74.00 -20.08 49.29 32.88 8.58 36.83 0.00 400 181 PEAK	Blank
Avg	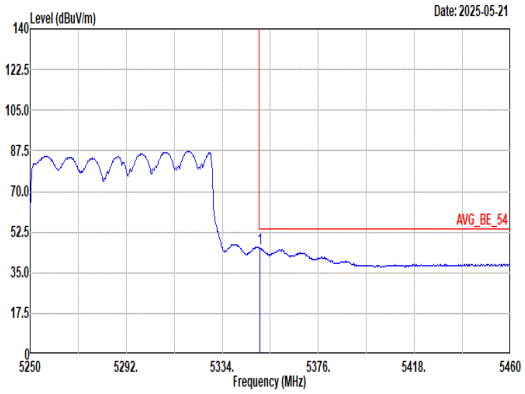 Site : 03CH15-HY Condition: AVG_BE_54 3m 9120D-02294_240620 VERTICAL : RBW:1000.000kHz VBW:1.100kHz SWT:Auto Freq Level Limit Line Margin Read Level Ant Factor Cable Loss Preamp Factor Aux Factor APos TPos Remark MHz dBuV/m dBuV/m dB dBuV dB/m dB dB dB cm deg 1 5350.38 45.68 54.00 -8.32 41.04 32.90 8.57 36.83 0.00 400 181 AVERAGE	Blank

Mode	30	
	Harmonic	
	U-NII-2A_5.47-5.725_802.11ax HE80_CH58_Full RU_5290MHz	
ANT	1+2	
Pol.	Horizontal	Vertical
Peak Avg	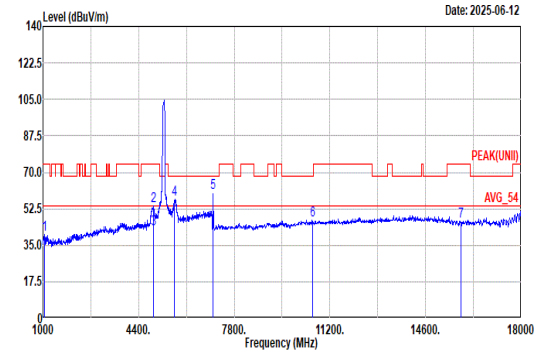 Site : 03CH15-HY Condition: PEAK(UNII) 3m 9120D-02294_240620 HORIZONTAL Freq Level Limit Line Margin Read Level Ant Factor Cable Loss Preamp Factor Aux Factor APos TPos Remark MHz dBuV/m dBuV/m dB dBuV dB/m dB dB dB cm deg 1 1054.00 40.26 74.00 -33.74 48.77 24.92 3.77 37.20 0.00 100 129 Peak 2 4936.00 53.77 74.00 -20.23 49.46 32.92 8.26 36.87 0.00 100 126 Peak 3 4936.00 42.78 54.00 -11.22 38.47 32.92 8.26 36.87 0.00 100 126 Average 4 5680.00 57.17 68.20 -11.03 51.71 33.54 8.72 36.80 0.00 100 134 Peak 5 7053.75 60.24 68.20 -7.96 72.13 36.12 9.75 58.77 1.01 100 51 PEAK 6 10580.00 46.77 68.20 -21.43 52.87 38.92 12.06 57.97 0.89 -- -- PEAK 7 15870.00 46.34 74.00 -27.66 50.37 37.87 15.22 58.08 0.96 -- -- PEAK	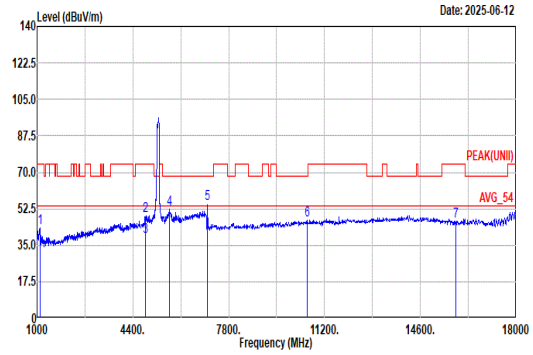 Site : 03CH15-HY Condition: PEAK(UNII) 3m 9120D-02294_240620 VERTICAL Freq Level Limit Line Margin Read Level Ant Factor Cable Loss Preamp Factor Aux Factor APos TPos Remark MHz dBuV/m dBuV/m dB dBuV dB/m dB dB dB cm deg 1 1114.00 43.43 74.00 -30.57 51.37 25.37 3.87 37.18 0.00 400 181 Peak 2 4858.00 49.32 74.00 -24.68 45.46 32.53 8.20 36.87 0.00 400 193 Peak 3 4858.00 39.08 54.00 -14.92 35.22 32.53 8.20 36.87 0.00 400 193 Average 4 5698.00 52.36 68.20 -15.84 46.74 33.68 8.74 36.80 0.00 400 169 Peak 5 7053.75 54.93 68.20 -13.27 66.82 36.12 9.75 58.77 1.01 400 38 PEAK 6 10580.00 47.16 68.20 -21.04 53.26 38.92 12.06 57.97 0.89 -- -- PEAK 7 15870.00 46.59 74.00 -27.41 50.62 37.87 15.22 58.08 0.96 -- -- PEAK

Mode	30	
	Harmonic	
	U-NII-2A_5.47-5.725_802.11ax HE80_CH58_Full RU_5290MHz	
ANT	1+2	
Pol.	Horizontal	Vertical
14.47G ~14.5G Avg	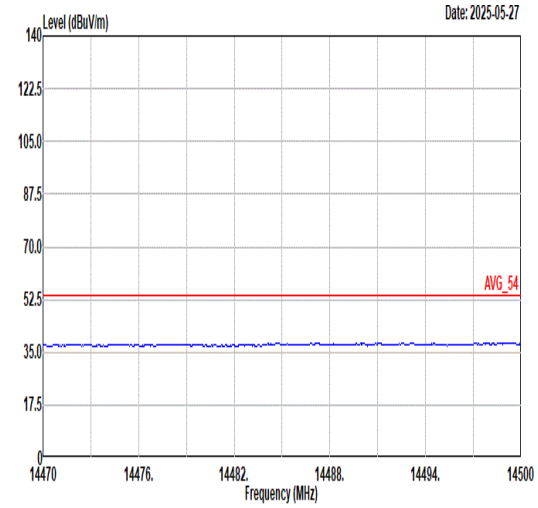 Site : 03CH15-HY Condition: AVG_54 3m 9120D-02294_240620 HORIZONTAL	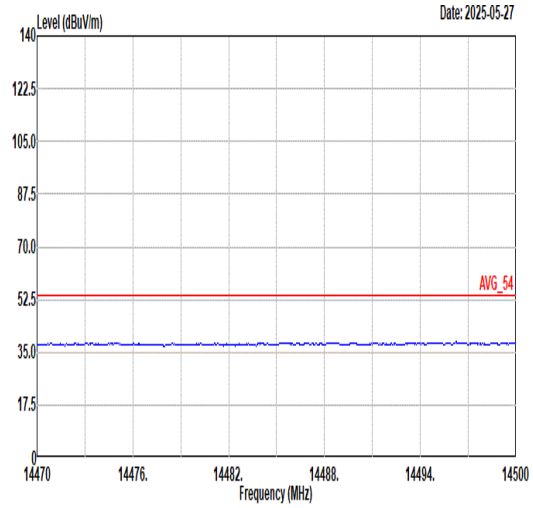 Site : 03CH15-HY Condition: AVG_54 3m 9120D-02294_240620 VERTICAL
17.7G ~18G Avg	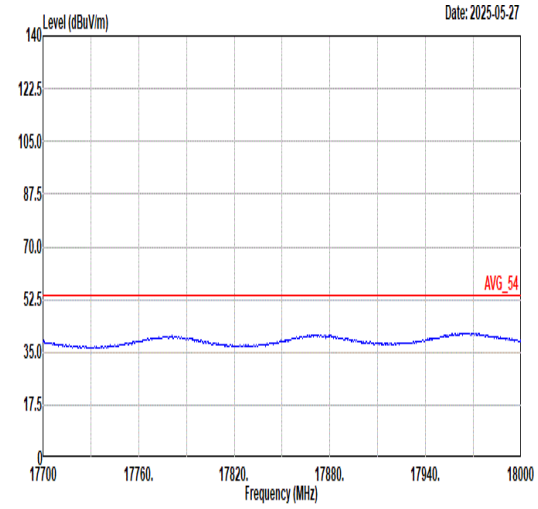 Site : 03CH15-HY Condition: AVG_54 3m 9120D-02294_240620 HORIZONTAL	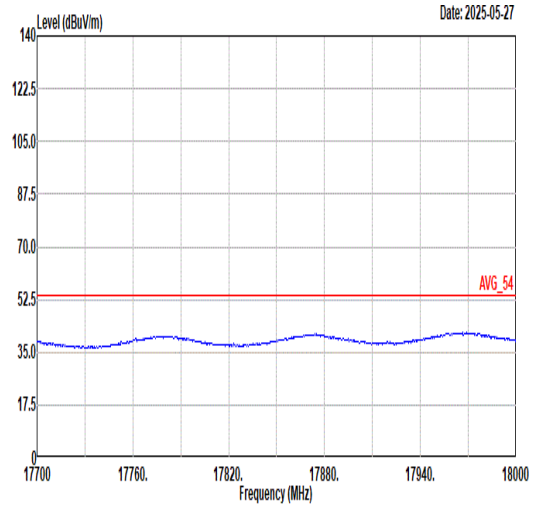 Site : 03CH15-HY Condition: AVG_54 3m 9120D-02294_240620 VERTICAL

Mode	31	
	Band Edge - L	
	U-NII-2A_5.47-5.725_802.11ax HE80_CH58_Partial_484/66RU _5290MHz	
ANT	1+2	
Pol.	Horizontal	Fundamental
Peak	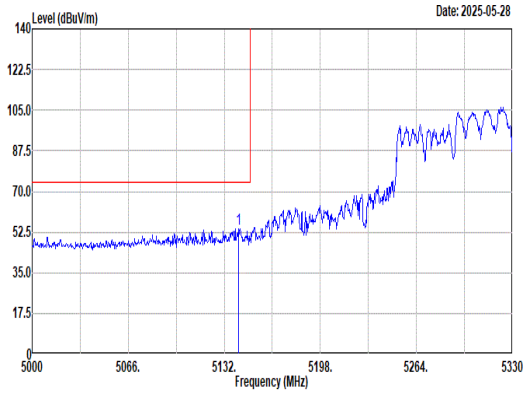 Site : 03CH15-HY Condition: PEAK_BE_74 3m 9120D-02294_240620 HORIZONTAL : RBW:1000.000kHz VBW:3000.000kHz SWT:Auto Freq Level Limit Line Margin Read Level Ant Factor Cable Loss Preamp Factor Aux Factor APos TPos Remark MHz dBuV/m dBuV/m dB dBuV dB/m dB dB dB cm deg 1 5141.90 53.75 74.00 -20.25 49.02 33.17 8.41 36.85 0.00 400 86 PEAK	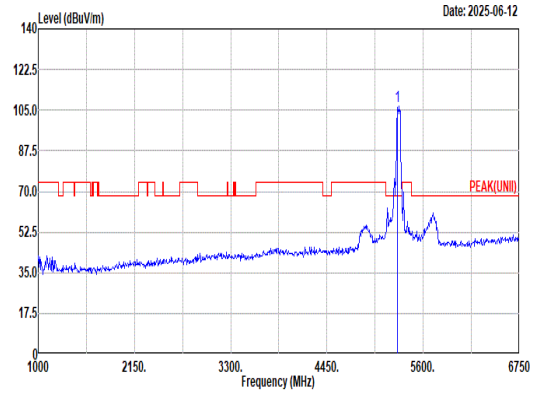 Site : 03CH15-HY Condition: PEAK(UNII) 3m 9120D-02294_240620 HORIZONTAL : RBW:1000.000kHz VBW:3000.000kHz SWT:Auto Freq Level Limit Line Margin Read Level Ant Factor Cable Loss Preamp Factor Aux Factor APos TPos Remark MHz dBuV/m dBuV/m dB dBuV dB/m dB dB dB cm deg 1 5290.00 106.95 ------ ------ 102.35 32.92 8.52 36.84 0.00 400 86 PEAK
Avg	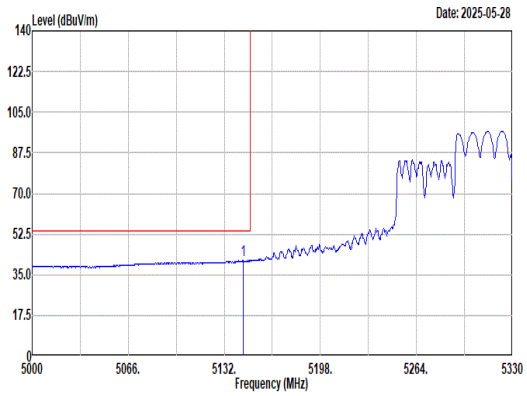 Site : 03CH15-HY Condition: AVG_BE_54 3m 9120D-02294_240620 HORIZONTAL : RBW:1000.000kHz VBW:0.620kHz SWT:Auto Freq Level Limit Line Margin Read Level Ant Factor Cable Loss Preamp Factor Aux Factor APos TPos Remark MHz dBuV/m dBuV/m dB dBuV dB/m dB dB dB cm deg 1 5144.87 41.12 54.00 -12.88 36.38 33.18 8.41 36.85 0.00 400 86 AVERAGE	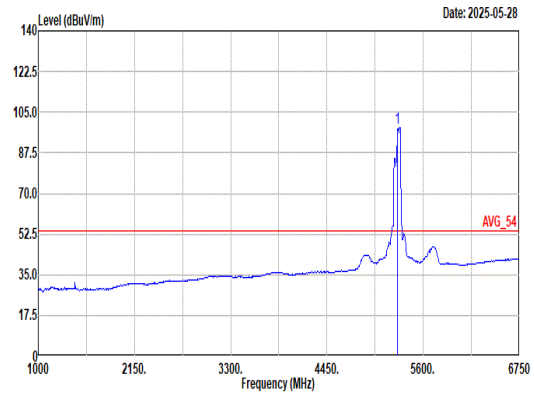 Site : 03CH15-HY Condition: AVG_54 3m 9120D-02294_240620 HORIZONTAL : RBW:1000.000kHz VBW:0.620kHz SWT:Auto Freq Level Limit Line Margin Read Level Ant Factor Cable Loss Preamp Factor Aux Factor APos TPos Remark MHz dBuV/m dBuV/m dB dBuV dB/m dB dB dB cm deg 1 5290.00 98.29 ------ ------ 93.67 32.90 8.55 36.83 0.00 400 86 AVERAGE

Mode	31	
	Band Edge - R	
	U-NII-2A_5.47-5.725_802.11ax HE80_CH58_Partial_484/66RU _5290MHz	
ANT	1+2	
Pol.	Horizontal	Fundamental
Peak	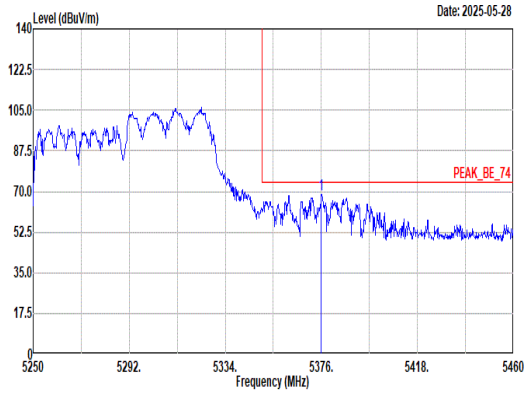 Site : 03CH15-HY Condition: PEAK_BE_74 3m 9120D-02294_240620 HORIZONTAL : RBW:1000.000kHz VBW:3000.000kHz SWT:Auto Limit Read Ant Cable Preamp Aux APos TPos Freq Level Line Margin Level Factor Loss Factor Factor Remark MHz dBuV/m dBuV/m dB dBuV dB/m dB dB dB cm deg 1 5376.00 68.65 74.00 -5.35 64.04 32.85 8.59 36.83 0.00 400 86 PEAK	Blank
Avg	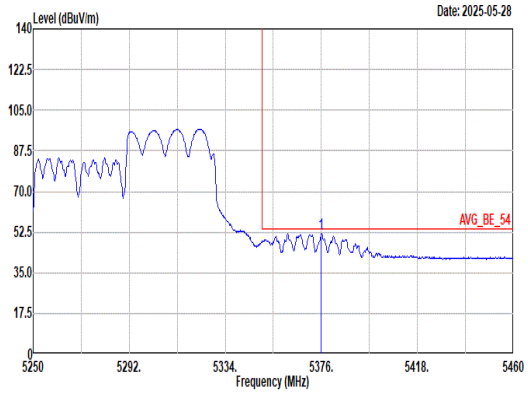 Site : 03CH15-HY Condition: AVG_BE_54 3m 9120D-02294_240620 HORIZONTAL : RBW:1000.000kHz VBW:8.620kHz SWT:Auto Limit Read Ant Cable Preamp Aux APos TPos Freq Level Line Margin Level Factor Loss Factor Factor Remark MHz dBuV/m dBuV/m dB dBuV dB/m dB dB dB cm deg 1 5376.00 51.58 54.00 -2.42 46.97 32.85 8.59 36.83 0.00 400 86 AVERAGE	Blank

Mode	31	
	Band Edge - L	
	U-NII-2A_5.47-5.725_802.11ax HE80_CH58_Partial_484/66RU _5290MHz	
ANT	1+2	
Pol.	Vertical	Fundamental
Peak	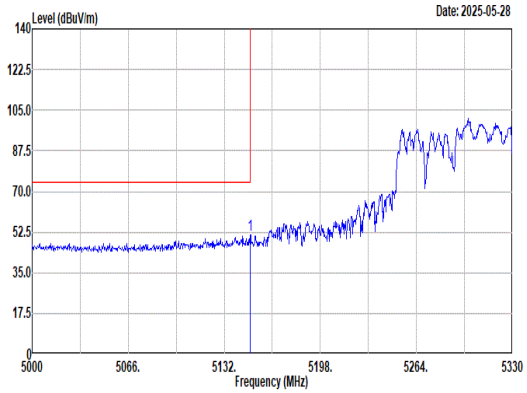 Site : 03CH15-HY Condition: PEAK_BE_74 3m 9120D-02294_240620 VERTICAL : RBW:1000.000kHz VBW:3000.000kHz SWT:Auto Freq Level Limit Line Margin Read Level Ant Factor Cable Loss Preamp Factor Aux Factor APos TPos Remark MHz dBuV/m dBuV/m dB dBuV dB/m dB dB dB cm deg 1 5149.82 51.19 74.00 -22.81 46.43 33.20 8.41 36.85 0.00 368 181 PEAK	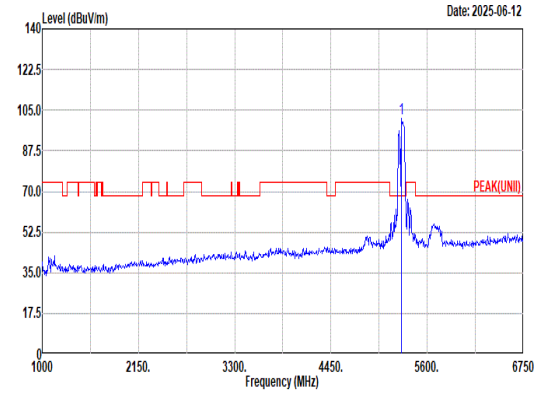 Site : 03CH15-HY Condition: PEAK(UNII) 3m 9120D-02294_240620 VERTICAL : RBW:1000.000kHz VBW:3000.000kHz SWT:Auto Freq Level Limit Line Margin Read Level Ant Factor Cable Loss Preamp Factor Aux Factor APos TPos Remark MHz dBuV/m dBuV/m dB dBuV dB/m dB dB dB cm deg 1 5290.00 101.18 ------ ------ 96.58 32.92 8.52 36.84 0.00 368 181 PEAK
Avg	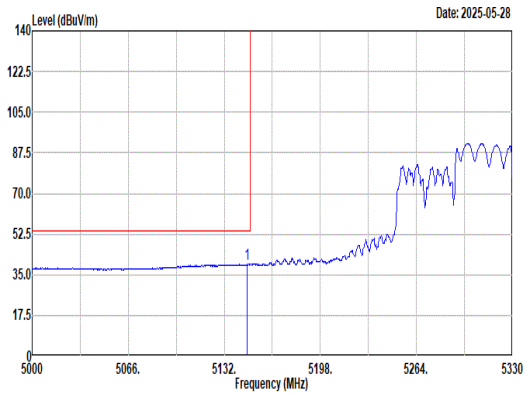 Site : 03CH15-HY Condition: AVG_BE_54 3m 9120D-02294_240620 VERTICAL : RBW:1000.000kHz VBW:8.620kHz SWT:Auto Freq Level Limit Line Margin Read Level Ant Factor Cable Loss Preamp Factor Aux Factor APos TPos Remark MHz dBuV/m dBuV/m dB dBuV dB/m dB dB dB cm deg 1 5147.84 39.53 54.00 -14.47 34.78 33.19 8.41 36.85 0.00 368 181 AVERAGE	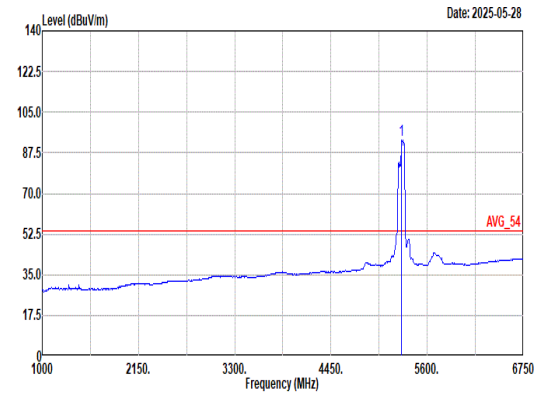 Site : 03CH15-HY Condition: AVG_54 3m 9120D-02294_240620 VERTICAL : RBW:1000.000kHz VBW:8.620kHz SWT:Auto Freq Level Limit Line Margin Read Level Ant Factor Cable Loss Preamp Factor Aux Factor APos TPos Remark MHz dBuV/m dBuV/m dB dBuV dB/m dB dB dB cm deg 1 5290.00 92.94 ------ ------ 88.34 32.91 8.53 36.84 0.00 368 181 AVERAGE

Mode	31	
	Band Edge - R	
	U-NII-2A_5.47-5.725_802.11ax HE80_CH58_Partial_484/66RU _5290MHz	
ANT	1+2	
Pol.	Vertical	Fundamental
Peak	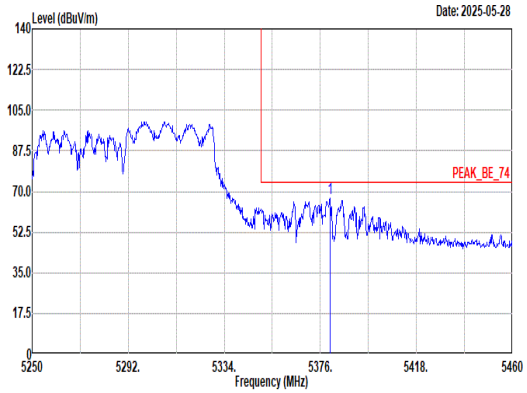 Site : 03CH15-HY Condition: PEAK_BE_74 3m 9120D-02294_240620 VERTICAL : RBW:1000.000kHz VBW:3000.000kHz SWT:Auto Limit Read Ant Cable Preamp Aux APos TPos Freq Level Line Margin Level Factor Loss Factor Factor Remark MHz dBuV/m dBuV/m dB dBuV dB/m dB dB dB cm deg 1 5380.20 67.23 74.00 -6.77 62.63 32.84 8.59 36.83 0.00 368 181 PEAK	Blank
Avg	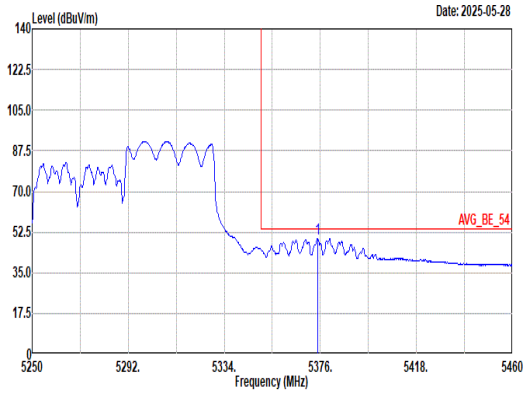 Site : 03CH15-HY Condition: AVG_BE_54 3m 9120D-02294_240620 VERTICAL : RBW:1000.000kHz VBW:8.620kHz SWT:Auto Limit Read Ant Cable Preamp Aux APos TPos Freq Level Line Margin Level Factor Loss Factor Factor Remark MHz dBuV/m dBuV/m dB dBuV dB/m dB dB dB cm deg 1 5374.95 49.74 54.00 -4.26 45.13 32.85 8.59 36.83 0.00 368 181 AVERAGE	Blank

Mode	32	
	Band Edge - L	
	U-NII-2A_5.47-5.725_802.11ax HE160_CH50_Full RU_5250MHz	
ANT	1+2	
Pol.	Horizontal	Fundamental
Peak	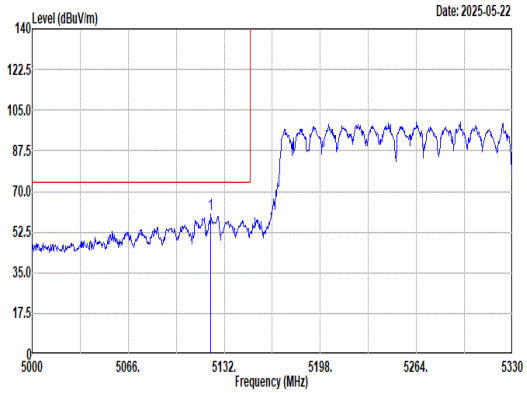 Site : 03CH15-HY Condition: PEAK_BE_74 3m 9120D-02294_240620 HORIZONTAL : RBW:1000.000kHz VBW:3000.000kHz SWT:Auto Freq Level Limit Line Margin Read Level Ant Factor Cable Loss Preamp Factor Aux Factor APos TPos Remark MHz dBuV/m dBuV/m dB dBuV dB/m dB dB dB cm deg 1 5122.76 60.16 74.00 -13.84 55.52 33.09 8.40 36.85 0.00 100 90 PEAK	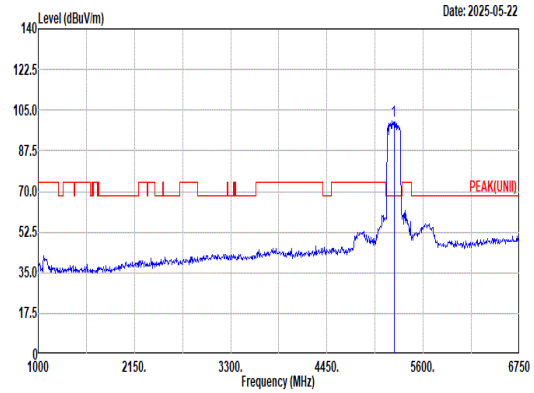 Site : 03CH15-HY Condition: PEAK(UNII) 3m 9120D-02294_240620 HORIZONTAL : RBW:1000.000kHz VBW:3000.000kHz SWT:Auto Freq Level Limit Line Margin Read Level Ant Factor Cable Loss Preamp Factor Aux Factor APos TPos Remark MHz dBuV/m dBuV/m dB dBuV dB/m dB dB dB cm deg 1 5250.00 100.43 ------ ------ 95.80 33.00 8.47 36.84 0.00 100 90 PEAK
Avg	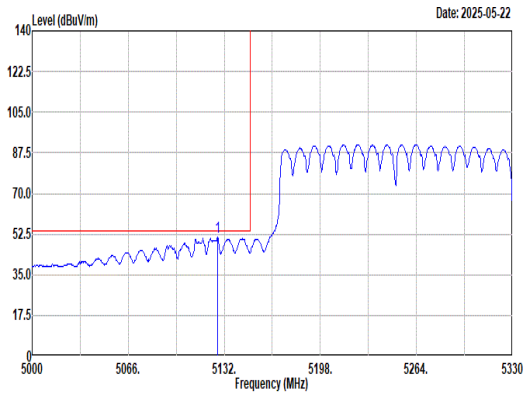 Site : 03CH15-HY Condition: AVG_BE_54 3m 9120D-02294_240620 HORIZONTAL : RBW:1000.000kHz VBW:2.000kHz SWT:Auto Freq Level Limit Line Margin Read Level Ant Factor Cable Loss Preamp Factor Aux Factor APos TPos Remark MHz dBuV/m dBuV/m dB dBuV dB/m dB dB dB cm deg 1 5127.38 51.04 54.00 -2.96 46.38 33.11 8.40 36.85 0.00 100 90 AVERAGE	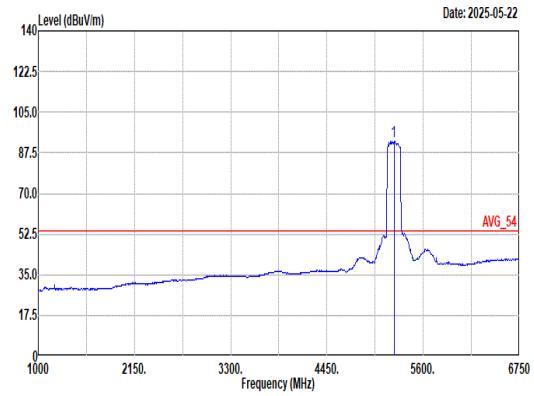 Site : 03CH15-HY Condition: AVG_54 3m 9120D-02294_240620 HORIZONTAL : RBW:1000.000kHz VBW:2.000kHz SWT:Auto Freq Level Limit Line Margin Read Level Ant Factor Cable Loss Preamp Factor Aux Factor APos TPos Remark MHz dBuV/m dBuV/m dB dBuV dB/m dB dB dB cm deg 1 5250.00 92.37 ------ ------ 87.74 33.00 8.47 36.84 0.00 100 90 AVERAGE

Mode	32	
	Band Edge - R	
	U-NII-2A_5.47-5.725_802.11ax HE160_CH50_Full RU_5250MHz	
ANT	1+2	
Pol.	Horizontal	Fundamental
Peak	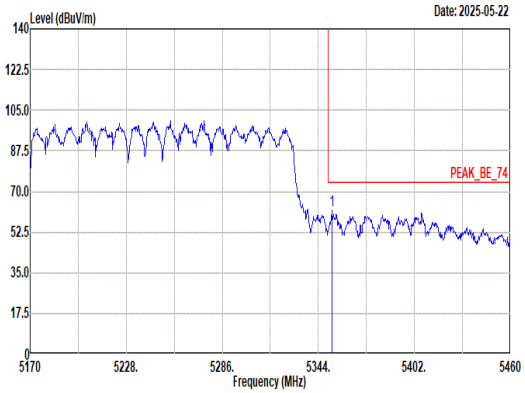 Site : 03CH15-HY Condition: PEAK_BE_74 3m 9120D-02294_240620 HORIZONTAL : RBW:1000.000kHz VBW:3000.000kHz SWT:Auto Limit Read Ant Cable Preamp Aux APos TPos Freq Level Line Margin Level Factor Loss Factor Factor Remark MHz dBuV/m dBuV/m dB dBuV dB/m dB dB dB cm deg 1 5352.12 61.81 74.00 -12.19 57.17 32.90 8.57 36.83 0.00 100 90 PEAK	Blank
Avg	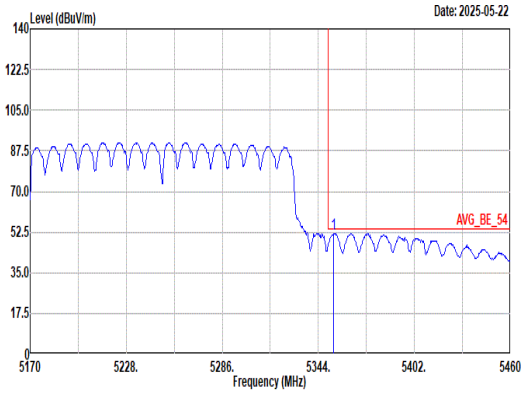 Site : 03CH15-HY Condition: AVG_BE_54 3m 9120D-02294_240620 HORIZONTAL : RBW:1000.000kHz VBW:2.000kHz SWT:Auto Limit Read Ant Cable Preamp Aux APos TPos Freq Level Line Margin Level Factor Loss Factor Factor Remark MHz dBuV/m dBuV/m dB dBuV dB/m dB dB dB cm deg 1 5353.28 51.89 54.00 -2.11 47.26 32.89 8.57 36.83 0.00 100 90 AVERAGE	Blank

Mode	32	
	Band Edge - L	
	U-NII-2A_5.47-5.725_802.11ax HE160_CH50_Full RU_5250MHz	
ANT	1+2	
Pol.	Vertical	Fundamental
Peak	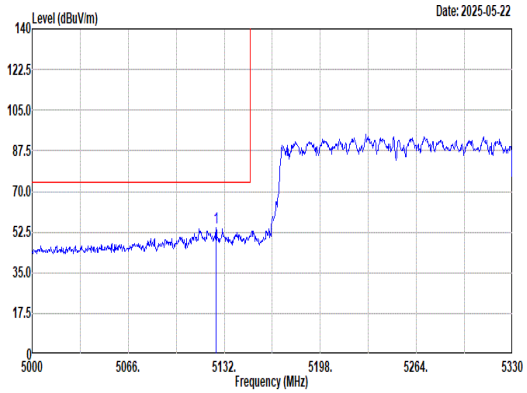 Site : 03CH15-HY Condition: PEAK_BE_74 3m 9120D-02294_240620 VERTICAL : RBW:1000.000kHz VBW:3000.000kHz SWT:Auto Freq Level Limit Line Margin Read Level Ant Factor Cable Loss Preamp Factor Aux Factor APos TPos Remark MHz dBuV/m dBuV/m dB dBuV dB/m dB dB dB cm deg 1 5126.39 54.58 74.00 -19.42 49.92 33.11 8.40 36.85 0.00 100 183 PEAK	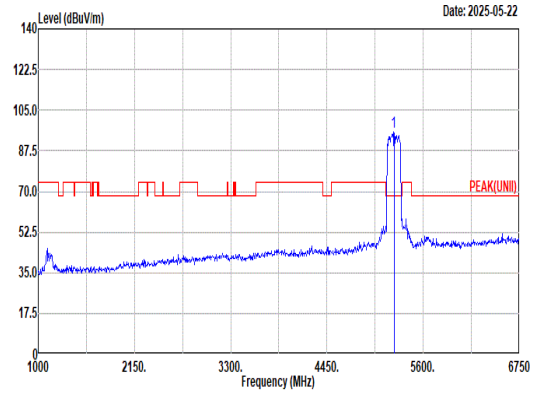 Site : 03CH15-HY Condition: PEAK(UNII) 3m 9120D-02294_240620 VERTICAL : RBW:1000.000kHz VBW:3000.000kHz SWT:Auto Freq Level Limit Line Margin Read Level Ant Factor Cable Loss Preamp Factor Aux Factor APos TPos Remark MHz dBuV/m dBuV/m dB dBuV dB/m dB dB dB cm deg 1 5250.00 95.46 ------ ------ 90.82 33.00 8.48 36.84 0.00 100 183 PEAK
Avg	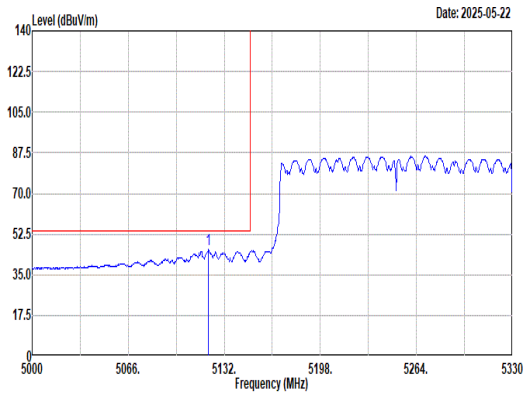 Site : 03CH15-HY Condition: AVG_BE_54 3m 9120D-02294_240620 VERTICAL : RBW:1000.000kHz VBW:2.000kHz SWT:Auto Freq Level Limit Line Margin Read Level Ant Factor Cable Loss Preamp Factor Aux Factor APos TPos Remark MHz dBuV/m dBuV/m dB dBuV dB/m dB dB dB cm deg 1 5121.11 45.88 54.00 -8.12 41.26 33.08 8.39 36.85 0.00 100 183 AVERAGE	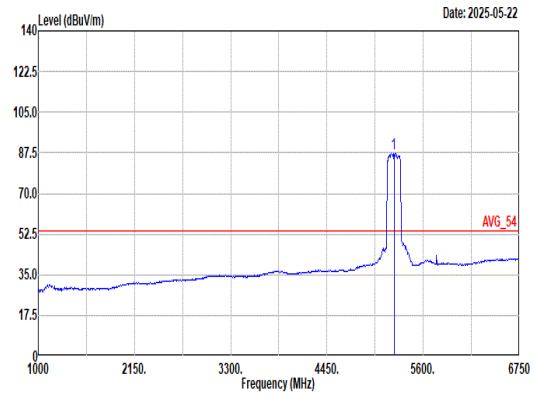 Site : 03CH15-HY Condition: AVG_54 3m 9120D-02294_240620 VERTICAL : RBW:1000.000kHz VBW:2.000kHz SWT:Auto Freq Level Limit Line Margin Read Level Ant Factor Cable Loss Preamp Factor Aux Factor APos TPos Remark MHz dBuV/m dBuV/m dB dBuV dB/m dB dB dB cm deg 1 5250.00 87.21 ------ ------ 82.58 32.96 8.51 36.84 0.00 100 183 AVERAGE

Mode	32	
	Band Edge - R	
	U-NII-2A_5.47-5.725_802.11ax HE160_CH50_Full RU_5250MHz	
ANT	1+2	
Pol.	Vertical	Fundamental
Peak	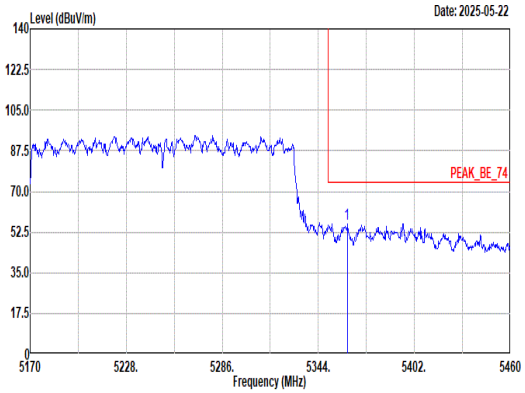 Site : 03CH15-HY Condition: PEAK_BE_74 3m 9120D-02294_240620 VERTICAL : RBW:1000.000kHz VBW:3000.000kHz SWT:Auto Freq Level Limit Line Margin Read Level Ant Factor Cable Loss Preamp Factor Aux Factor APos TPos Remark MHz dBuV/m dBuV/m dB dBuV dB/m dB dB dB cm deg 1 5361.40 56.04 74.00 -17.96 51.41 32.88 8.58 36.83 0.00 100 183 PEAK	Blank
Avg	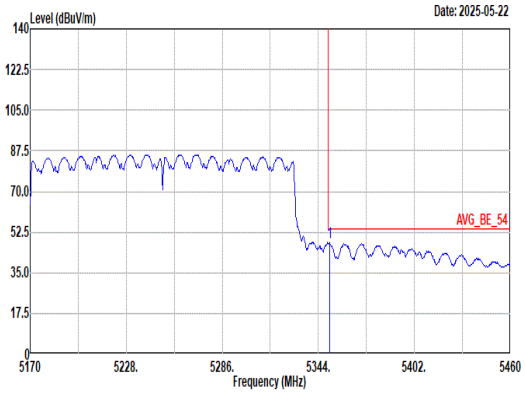 Site : 03CH15-HY Condition: AVG_BE_54 3m 9120D-02294_240620 VERTICAL : RBW:1000.000kHz VBW:2.000kHz SWT:Auto Freq Level Limit Line Margin Read Level Ant Factor Cable Loss Preamp Factor Aux Factor APos TPos Remark MHz dBuV/m dBuV/m dB dBuV dB/m dB dB dB cm deg 1 5350.96 48.13 54.00 -5.87 43.49 32.90 8.57 36.83 0.00 100 183 AVERAGE	Blank

Mode	32	
	Harmonic	
	U-NII-2A_5.47-5.725_802.11ax HE160_CH50_Full RU_5250MHz	
ANT	1+2	
Pol.	Horizontal	Vertical
Peak Avg	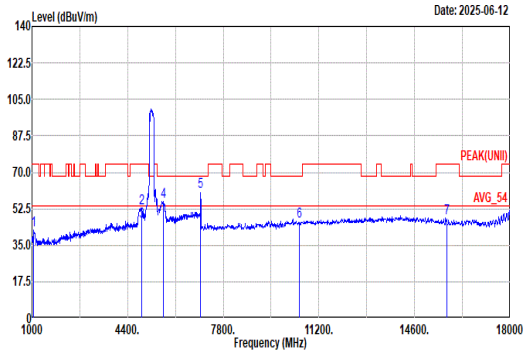 Site : 03CH15-HY Condition: PEAK(UNII) 3m 9120D-02294_240620 HORIZONTAL Freq Level Limit Line Margin Read Level Ant Factor Cable Loss Preamp Factor Aux Factor APos TPos Remark MHz dBuV/m dBuV/m dB dBuV dB/m dB dB dB cm deg 1 1066.00 42.40 74.00 -31.60 50.81 25.00 3.79 37.20 0.00 100 92 Peak 2 4888.00 52.83 74.00 -21.17 48.83 32.65 8.22 36.87 0.00 100 87 Peak 3 4888.00 46.50 54.00 -7.50 63.82 32.65 8.22 58.19 0.00 100 87 Average 4 5674.00 56.01 68.20 -12.19 72.17 33.49 8.71 58.36 0.00 100 95 PEAK 5 6997.50 60.80 68.20 -7.40 72.89 35.90 9.70 58.71 1.02 293 54 Peak 6 10500.00 46.64 68.20 -21.56 53.13 38.60 12.01 57.99 0.89 -- -- PEAK 7 15750.00 47.88 74.00 -26.12 51.77 38.00 15.15 57.97 0.93 -- -- PEAK	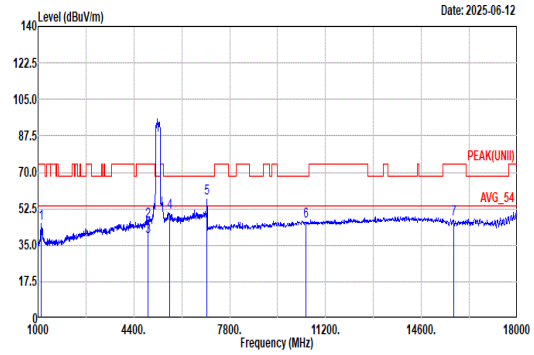 Site : 03CH15-HY Condition: PEAK(UNII) 3m 9120D-02294_240620 VERTICAL Freq Level Limit Line Margin Read Level Ant Factor Cable Loss Preamp Factor Aux Factor APos TPos Remark MHz dBuV/m dBuV/m dB dBuV dB/m dB dB dB cm deg 1 1108.00 45.33 74.00 -28.67 74.86 25.30 3.86 58.69 0.00 100 180 Peak 2 4888.00 46.61 74.00 -27.39 42.61 32.65 8.22 36.87 0.00 100 177 Peak 3 4888.00 38.98 54.00 -15.02 34.98 32.65 8.22 36.87 0.00 100 177 Average 4 5674.00 50.82 68.20 -17.38 45.42 33.49 8.71 36.80 0.00 100 180 Peak 5 6997.50 57.36 68.20 -10.84 69.45 35.90 9.70 58.71 1.02 100 22 Peak 6 10500.00 46.50 68.20 -21.70 52.99 38.60 12.01 57.99 0.89 -- -- PEAK 7 15750.00 47.60 74.00 -26.40 51.49 38.00 15.15 57.97 0.93 -- -- PEAK

Mode	32	
	Harmonic	
	U-NII-2A_5.47-5.725_802.11ax HE160_CH50_Full RU_5250MHz	
ANT	1+2	
Pol.	Horizontal	Vertical
14.47G ~14.5G Avg	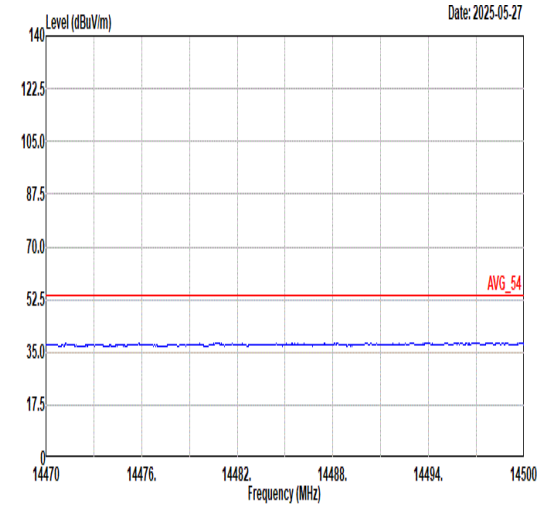 Site : 03CH15-HY Condition: AVG_54 3m 9120D-02294_240620 HORIZONTAL	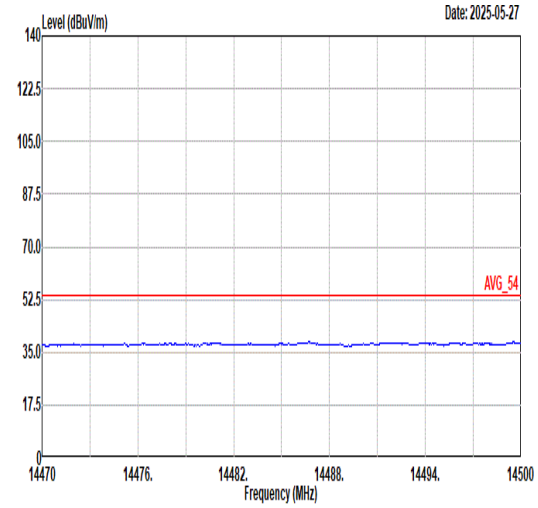 Site : 03CH15-HY Condition: AVG_54 3m 9120D-02294_240620 VERTICAL
17.7G ~18G Avg	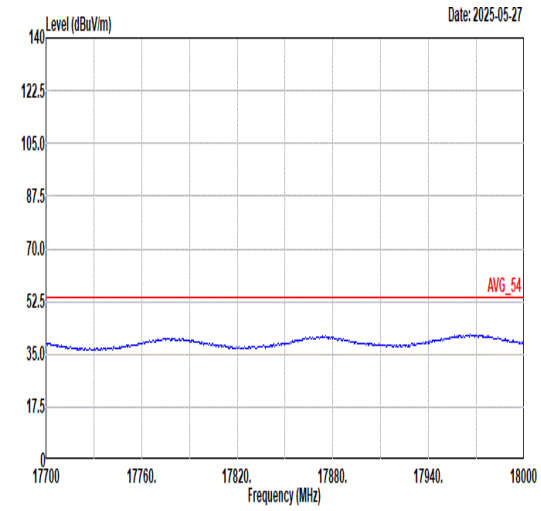 Site : 03CH15-HY Condition: AVG_54 3m 9120D-02294_240620 HORIZONTAL	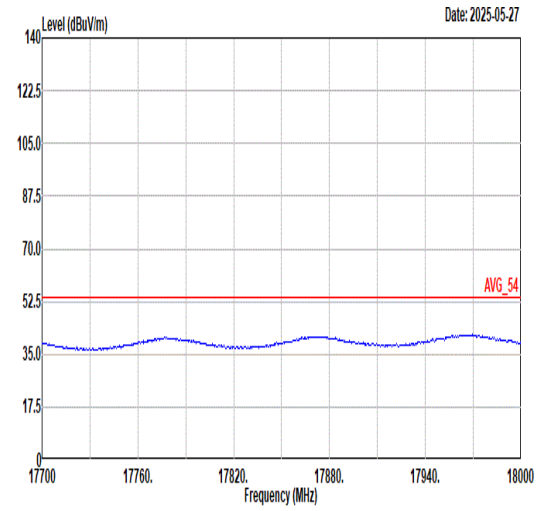 Site : 03CH15-HY Condition: AVG_54 3m 9120D-02294_240620 VERTICAL

Mode	33	
	Band Edge - L	
	U-NII-2A_5.47-5.725_802.11ax HE160_CH50_Partial_996/68RU _5250MHz	
ANT	1+2	
Pol.	Horizontal	Fundamental
Peak	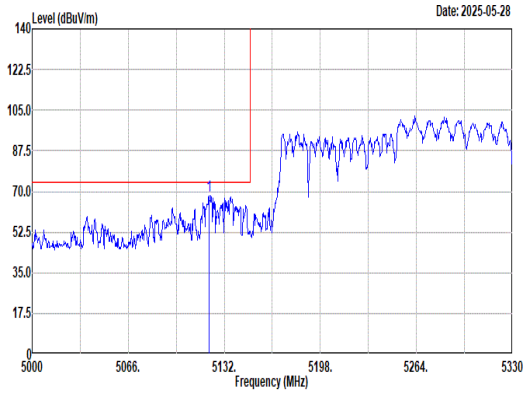 Site : 03CH15-HY Condition: PEAK_BE_74 3m 9120D-02294_240620 HORIZONTAL : RBW:1000.000kHz VBW:3000.000kHz SWT:Auto Freq Level Limit Line Margin Read Level Ant Factor Cable Loss Preamp Factor Aux Factor APos TPos Remark MHz dBuV/m dBuV/m dB dBuV dB/m dB dB dB cm deg 1 5121.44 67.97 74.00 -6.03 63.33 33.09 8.40 36.85 0.00 387 87 PEAK	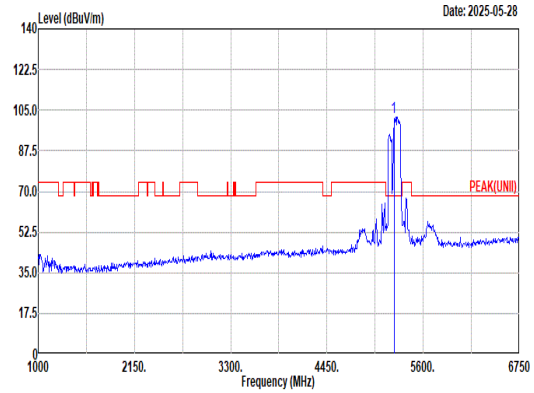 Site : 03CH15-HY Condition: PEAK(UNII) 3m 9120D-02294_240620 HORIZONTAL : RBW:1000.000kHz VBW:3000.000kHz SWT:Auto Freq Level Limit Line Margin Read Level Ant Factor Cable Loss Preamp Factor Aux Factor APos TPos Remark MHz dBuV/m dBuV/m dB dBuV dB/m dB dB dB cm deg 1 5250.00 102.22 ------ ------ 97.59 32.96 8.51 36.84 0.00 387 87 PEAK
Avg	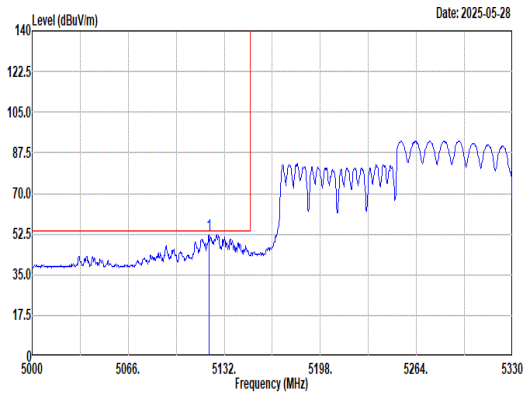 Site : 03CH15-HY Condition: AVG_BE_54 3m 9120D-02294_240620 HORIZONTAL : RBW:1000.000kHz VBW:1.000kHz SWT:Auto Freq Level Limit Line Margin Read Level Ant Factor Cable Loss Preamp Factor Aux Factor APos TPos Remark MHz dBuV/m dBuV/m dB dBuV dB/m dB dB dB cm deg 1 5121.44 52.34 54.00 -1.66 47.70 33.09 8.40 36.85 0.00 387 87 AVERAGE	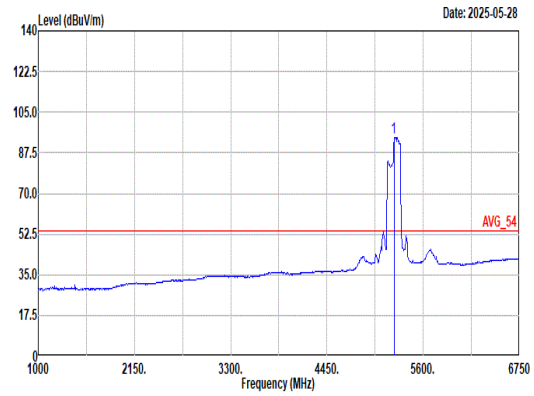 Site : 03CH15-HY Condition: AVG_54 3m 9120D-02294_240620 HORIZONTAL : RBW:1000.000kHz VBW:1.000kHz SWT:Auto Freq Level Limit Line Margin Read Level Ant Factor Cable Loss Preamp Factor Aux Factor APos TPos Remark MHz dBuV/m dBuV/m dB dBuV dB/m dB dB dB cm deg 1 5250.00 93.94 ------ ------ 89.30 32.99 8.49 36.84 0.00 387 87 AVERAGE

Mode	33	
	Band Edge - R	
	U-NII-2A_5.47-5.725_802.11ax HE160_CH50_Partial_996/68RU _5250MHz	
ANT	1+2	
Pol.	Horizontal	Fundamental
Peak	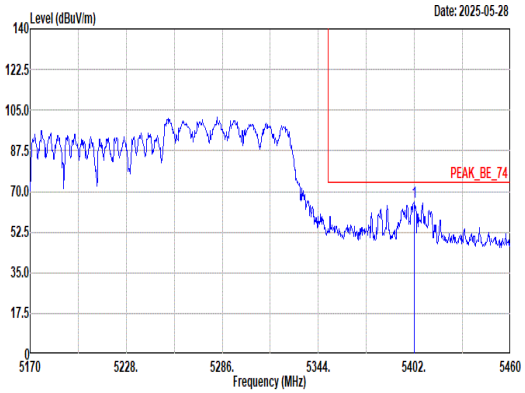 Site : 03CH15-HY Condition: PEAK_BE_74 3m 9120D-02294_240620 HORIZONTAL : RBW:1000.000kHz VBW:3000.000kHz SWT:Auto Limit Read Ant Cable Preamp Aux APos TPos Freq Level Line Margin Level Factor Loss Factor Factor Remark MHz dBuV/m dBuV/m dB dBuV dB/m dB dB dB cm deg 1 5402.00 65.58 74.00 -8.42 61.00 32.80 8.61 36.83 0.00 387 87 PEAK	Blank
Avg	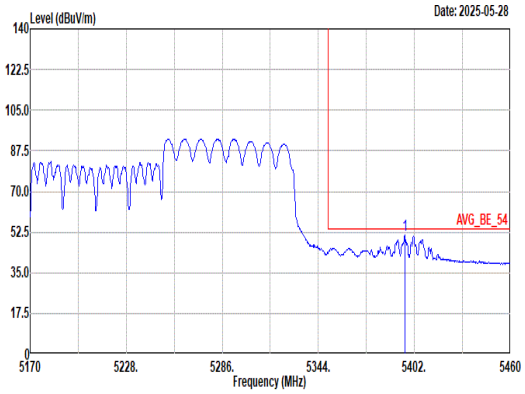 Site : 03CH15-HY Condition: AVG_BE_54 3m 9120D-02294_240620 HORIZONTAL : RBW:1000.000kHz VBW:1.000kHz SWT:Auto Limit Read Ant Cable Preamp Aux APos TPos Freq Level Line Margin Level Factor Loss Factor Factor Remark MHz dBuV/m dBuV/m dB dBuV dB/m dB dB dB cm deg 1 5396.20 51.21 54.00 -2.79 46.62 32.81 8.61 36.83 0.00 387 87 AVERAGE	Blank

Mode	33	
	Band Edge - L	
	U-NII-2A_5.47-5.725_802.11ax HE160_CH50_Partial_996/68RU _5250MHz	
ANT	1+2	
Pol.	Vertical	Fundamental
Peak	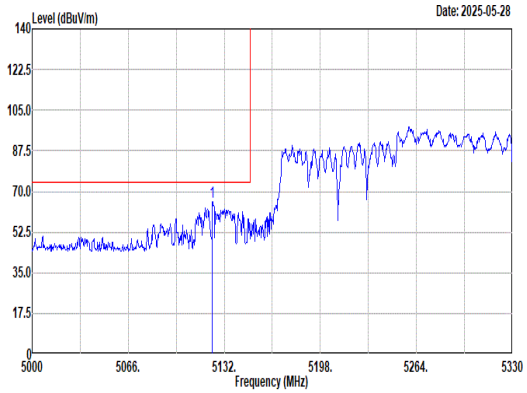 Site : 03CH15-HY Condition: PEAK_BE_74 3m 9120D-02294_240620 VERTICAL : RBW:1000.000kHz VBW:3000.000kHz SWT:Auto Freq Level Limit Line Margin Level Read Ant Factor Cable Loss Preamp Factor Aux Factor APos TPos Remark MHz dBuV/m dBuV/m dB dBuV dB/m dB dB dB cm deg 1 5123.75 65.43 74.00 -8.57 60.78 33.10 8.40 36.85 0.00 368 188 PEAK	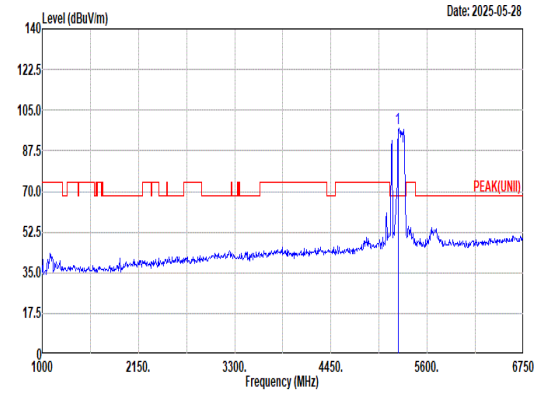 Site : 03CH15-HY Condition: PEAK(UNII) 3m 9120D-02294_240620 VERTICAL : RBW:1000.000kHz VBW:3000.000kHz SWT:Auto Freq Level Limit Line Margin Level Read Ant Factor Cable Loss Preamp Factor Aux Factor APos TPos Remark MHz dBuV/m dBuV/m dB dBuV dB/m dB dB dB cm deg 1 5250.00 97.11 ------ ------ 92.48 32.97 8.50 36.84 0.00 368 188 PEAK
Avg	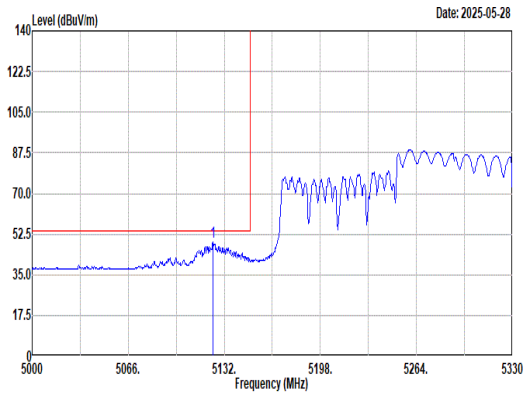 Site : 03CH15-HY Condition: AVG_BE_54 3m 9120D-02294_240620 VERTICAL : RBW:1000.000kHz VBW:1.000kHz SWT:Auto Freq Level Limit Line Margin Level Read Ant Factor Cable Loss Preamp Factor Aux Factor APos TPos Remark MHz dBuV/m dBuV/m dB dBuV dB/m dB dB dB cm deg 1 5124.08 49.17 54.00 -4.83 44.52 33.10 8.40 36.85 0.00 368 188 AVERAGE	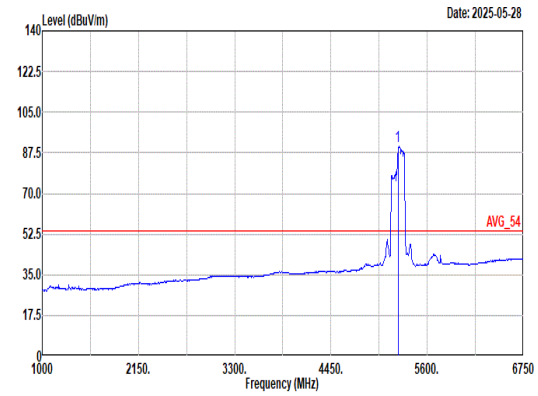 Site : 03CH15-HY Condition: AVG_54 3m 9120D-02294_240620 VERTICAL : RBW:1000.000kHz VBW:1.000kHz SWT:Auto Freq Level Limit Line Margin Level Read Ant Factor Cable Loss Preamp Factor Aux Factor APos TPos Remark MHz dBuV/m dBuV/m dB dBuV dB/m dB dB dB cm deg 1 5250.00 90.44 ------ ------ 85.80 32.98 8.50 36.84 0.00 368 188 AVERAGE

Mode	33	
	Band Edge - R	
	U-NII-2A_5.47-5.725_802.11ax HE160_CH50_Partial_996/68RU _5250MHz	
ANT	1+2	
Pol.	Vertical	Fundamental
Peak	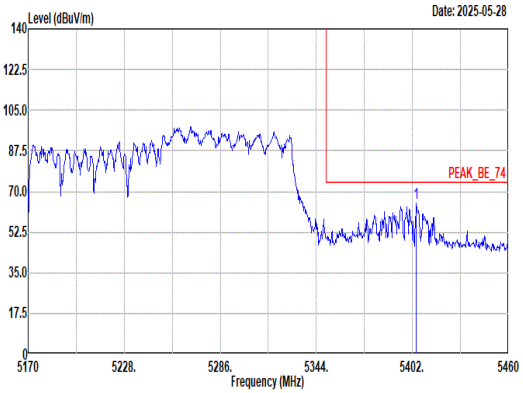 Site : 03CH15-HY Condition: PEAK_BE_74 3m 9120D-02294_240620 VERTICAL : RBW:1000.000kHz VBW:3000.000kHz SWT:Auto Freq Level Limit Line Margin dB Read Level dBuV Ant Factor dB/m Cable Loss dB Preamp Factor dB Aux Factor dB APos cm TPos deg Remark MHz dBuV/m dBuV/m 1 5404.32 64.87 74.00 -9.13 60.29 32.80 8.61 36.83 0.00 368 188 PEAK	Blank
Avg	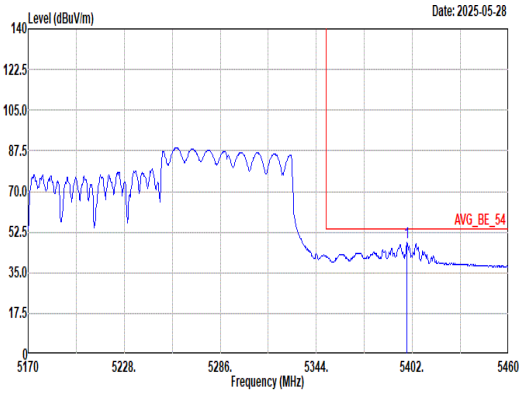 Site : 03CH15-HY Condition: AVG_BE_54 3m 9120D-02294_240620 VERTICAL : RBW:1000.000kHz VBW:1.000kHz SWT:Auto Freq Level Limit Line Margin dB Read Level dBuV Ant Factor dB/m Cable Loss dB Preamp Factor dB Aux Factor dB APos cm TPos deg Remark MHz dBuV/m dBuV/m 1 5398.81 48.12 54.00 -5.88 43.54 32.80 8.61 36.83 0.00 368 188 AVERAGE	Blank

Mode	34	
	Band Edge	
	U-NII-2C_5.47-5.725_802.11a_CH100_5500MHz	
ANT	1+2	
Pol.	Horizontal	Fundamental
Peak	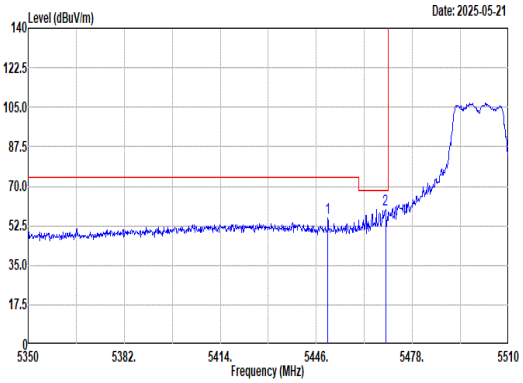 Site : 03CH15-HY Condition: PEAK_BE(UNII)_B3 3m 9120D-02294_240620 HORIZONTAL : RBW:1000.000kHz VBW:3000.000kHz SWT:Auto 1 5449.84 56.02 74.00 -17.98 51.43 32.80 8.61 36.82 0.00 100 137 PEAK 2 5469.04 59.78 68.20 -8.42 55.14 32.84 8.62 36.82 0.00 100 137 PEAK	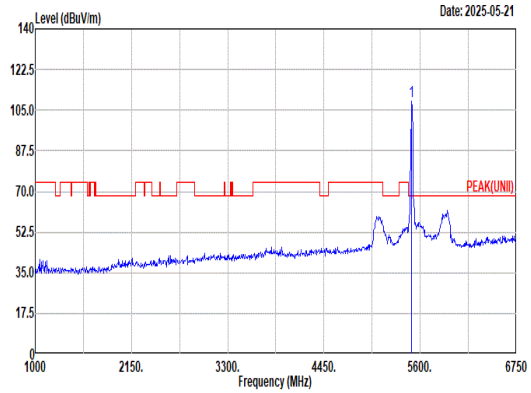 Site : 03CH15-HY Condition: PEAK(UNII) 3m 9120D-02294_240620 HORIZONTAL : RBW:1000.000kHz VBW:3000.000kHz SWT:Auto 1 5500.00 108.78 ------ ------ 104.08 32.90 8.62 36.82 0.00 100 137 PEAK
Avg	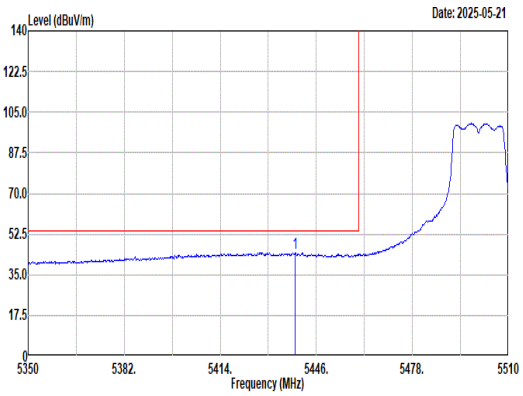 Site : 03CH15-HY Condition: AVG_BE(UNII)_B3 3m 9120D-02294_240620 HORIZONTAL : RBW:1000.000kHz VBW:0.620kHz SWT:Auto 1 5438.96 44.54 54.00 -9.46 39.95 32.80 8.61 36.82 0.00 100 137 AVERAGE	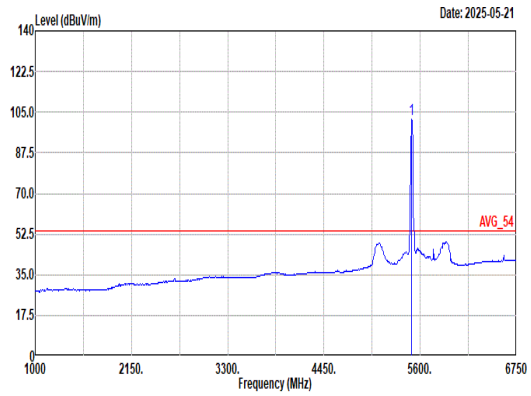 Site : 03CH15-HY Condition: AVG_54 3m 9120D-02294_240620 HORIZONTAL : RBW:1000.000kHz VBW:0.620kHz SWT:Auto 1 5500.00 101.71 ------ ------ 97.01 32.90 8.62 36.82 0.00 100 137 AVERAGE

Mode	34	
	Band Edge	
	U-NII-2C_5.47-5.725_802.11a_CH100_5500MHz	
ANT	1+2	
Pol.	Vertical	Fundamental
Peak	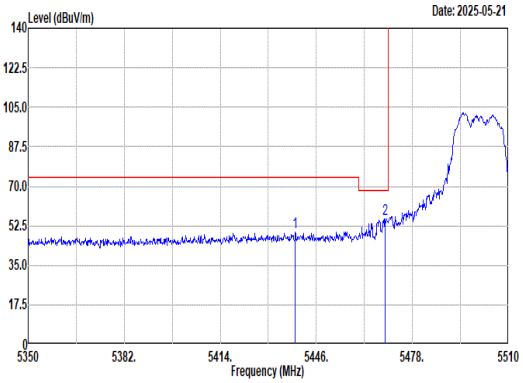 Site : 03CH15-HY Condition: PEAK_BE(UNII)_B3 3m 9120D-02294_240620 VERTICAL : RBW:1000.000kHz VBW:3000.000kHz SWT:Auto Freq Level Limit Line Margin Read Level Ant Factor Cable Loss Preamp Factor Aux Factor APos TPos Remark MHz dBuV/m dBuV/m dB dBuV dB/m dB dB dB cm deg 1 5438.96 49.78 74.00 -24.22 45.19 32.80 8.61 36.82 0.00 400 181 PEAK 2 5468.88 55.27 68.20 -12.93 50.63 32.84 8.62 36.82 0.00 400 181 PEAK	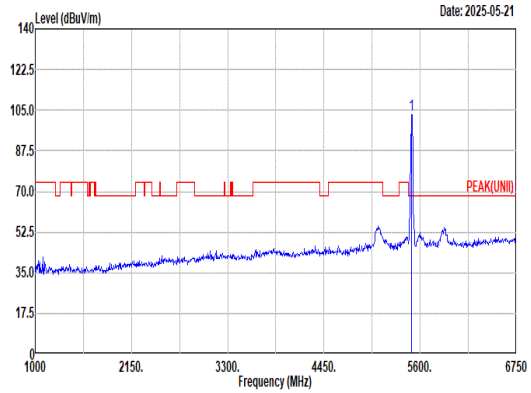 Site : 03CH15-HY Condition: PEAK(UNII) 3m 9120D-02294_240620 VERTICAL : RBW:1000.000kHz VBW:3000.000kHz SWT:Auto Freq Level Limit Line Margin Read Level Ant Factor Cable Loss Preamp Factor Aux Factor APos TPos Remark MHz dBuV/m dBuV/m dB dBuV dB/m dB dB dB cm deg 1 5500.00 103.20 ------ ------ 98.50 32.90 8.62 36.82 0.00 400 181 PEAK
Avg	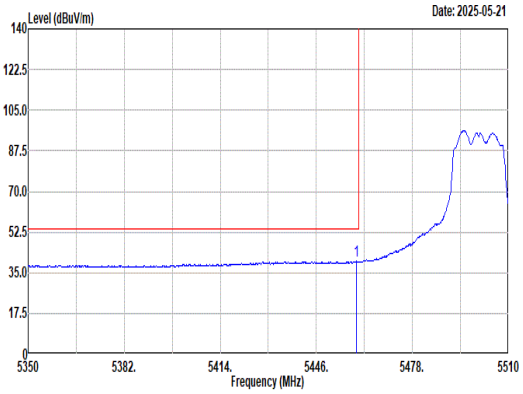 Site : 03CH15-HY Condition: AVG_BE(UNII)_B3 3m 9120D-02294_240620 VERTICAL : RBW:1000.000kHz VBW:8.620kHz SWT:Auto Freq Level Limit Line Margin Read Level Ant Factor Cable Loss Preamp Factor Aux Factor APos TPos Remark MHz dBuV/m dBuV/m dB dBuV dB/m dB dB dB cm deg 1 5459.44 39.94 54.00 -14.06 35.32 32.82 8.62 36.82 0.00 400 181 AVERAGE	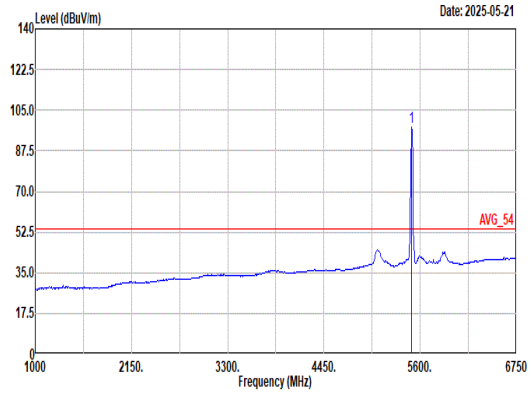 Site : 03CH15-HY Condition: AVG_54 3m 9120D-02294_240620 VERTICAL : RBW:1000.000kHz VBW:8.620kHz SWT:Auto Freq Level Limit Line Margin Read Level Ant Factor Cable Loss Preamp Factor Aux Factor APos TPos Remark MHz dBuV/m dBuV/m dB dBuV dB/m dB dB dB cm deg 1 5500.00 97.52 ------ ------ 92.83 32.89 8.62 36.82 0.00 400 181 AVERAGE

Mode	34	
	Harmonic	
	U-NII-2C_5.47-5.725_802.11a_CH100_5500MHz	
ANT	1+2	
Pol.	Horizontal	Vertical
Peak Avg	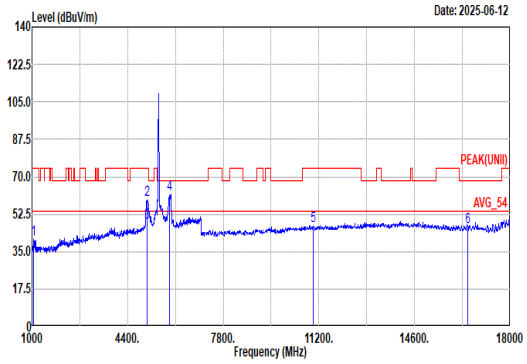 Site : 03CH15-HY Condition: PEAK(UNII) 3m 9120D-02294_240620 HORIZONTAL 1 1054.00 40.75 74.00 -33.25 49.26 24.92 3.77 37.20 0.00 100 136 Peak 2 5100.00 59.41 74.00 -14.59 54.88 33.00 8.38 36.85 0.00 100 124 Peak 3 5100.00 48.70 54.00 -5.30 65.54 33.00 8.38 58.22 0.00 100 124 Average 4 5890.00 62.06 68.20 -6.14 55.52 34.36 8.95 36.77 0.00 100 138 Peak 5 11000.00 47.00 74.00 -27.00 53.01 38.70 12.28 57.89 0.90 -- -- PEAK 6 16500.00 46.48 68.20 -21.72 50.23 38.30 15.32 58.34 0.97 -- -- PEAK	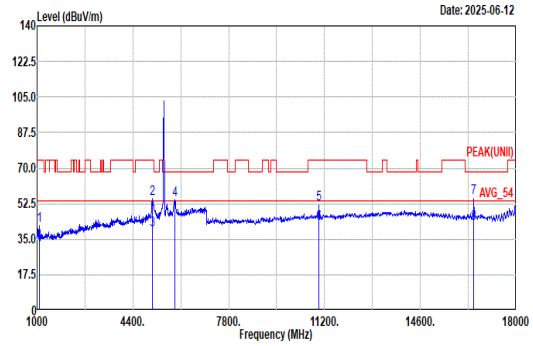 Site : 03CH15-HY Condition: PEAK(UNII) 3m 9120D-02294_240620 VERTICAL 1 1090.00 41.53 74.00 -32.47 49.75 25.14 3.83 37.19 0.00 400 180 Peak 2 5100.00 54.86 74.00 -19.14 50.33 33.00 8.38 36.85 0.00 400 177 Peak 3 5100.00 39.70 54.00 -14.30 56.54 33.00 8.38 58.22 0.00 400 177 Average 4 5890.00 54.29 68.20 -13.91 47.75 34.36 8.95 36.77 0.00 400 178 Peak 5 11000.00 52.38 74.00 -21.62 58.39 38.70 12.28 57.89 0.90 246 0 PEAK 6 11000.00 42.53 54.00 -11.47 48.54 38.70 12.28 57.89 0.90 246 0 AVERAGE 7 16500.00 55.62 68.20 -12.58 59.37 38.30 15.32 58.34 0.97 200 353 PEAK 8 16500.00 42.71 54.00 -11.29 46.46 38.30 15.32 58.34 0.97 200 353 AVERAGE

Mode	34	
	Harmonic	
	U-NII-2C_5.47-5.725_802.11a_CH100_5500MHz	
ANT	1+2	
Pol.	Horizontal	Vertical
14.47G ~14.5G Avg	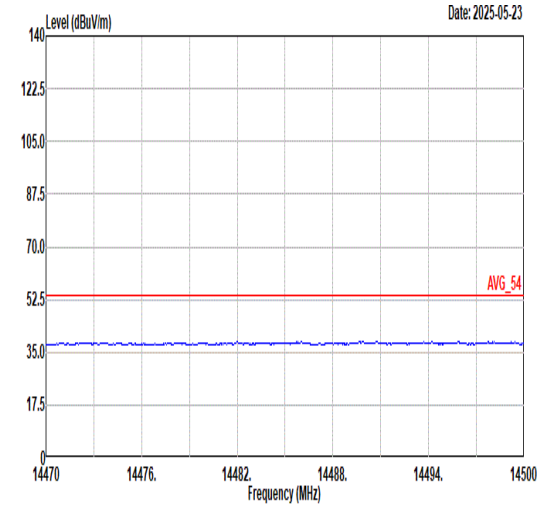 Site : 03CH15-HY Condition: AVG_54 3m 9120D-02294_240620 HORIZONTAL	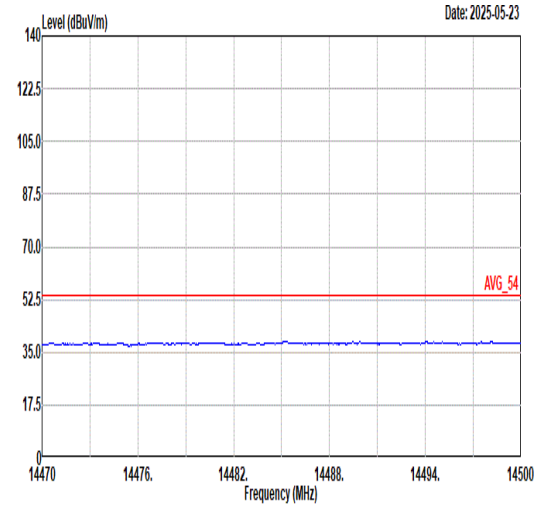 Site : 03CH15-HY Condition: AVG_54 3m 9120D-02294_240620 VERTICAL
17.7G ~18G Avg	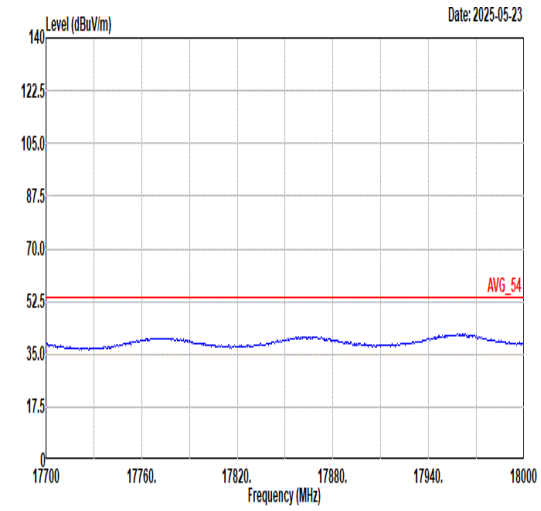 Site : 03CH15-HY Condition: AVG_54 3m 9120D-02294_240620 HORIZONTAL	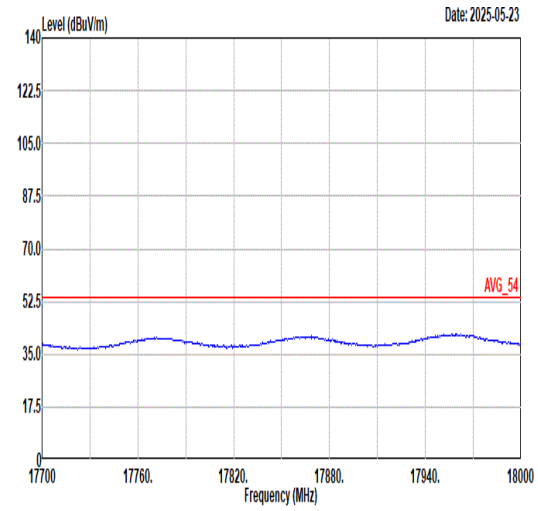 Site : 03CH15-HY Condition: AVG_54 3m 9120D-02294_240620 VERTICAL

Mode	35	
	Band Edge - L	
	U-NII-2C_5.47-5.725_802.11a_CH116_5580MHz	
ANT	1+2	
Pol.	Horizontal	Fundamental
Peak	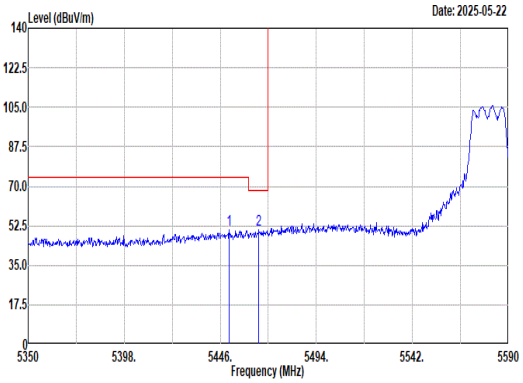 Site : 03CH15-HY Condition: PEAK_BE(UNII)_B3 3m 9120D-02294_240620 HORIZONTAL : RBW:1000.000kHz VBW:3000.000kHz SWT:Auto 1 5450.56 50.71 74.00 -23.29 46.11 32.80 8.62 36.82 0.00 322 129 PEAK 2 5465.20 50.49 68.20 -17.71 45.86 32.83 8.62 36.82 0.00 322 129 PEAK	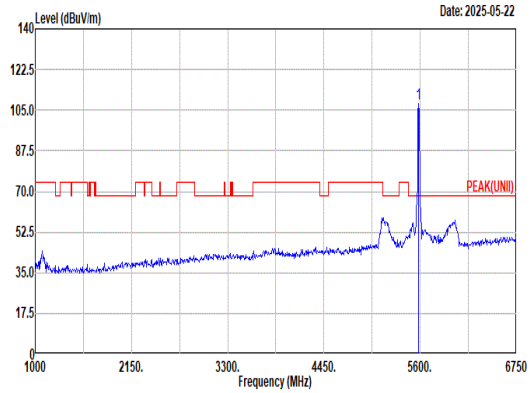 Site : 03CH15-HY Condition: PEAK(UNII) 3m 9120D-02294_240620 HORIZONTAL : RBW:1000.000kHz VBW:3000.000kHz SWT:Auto 1 5580.00 107.71 ------ ------ 102.89 33.00 8.63 36.81 0.00 322 129 PEAK
Avg	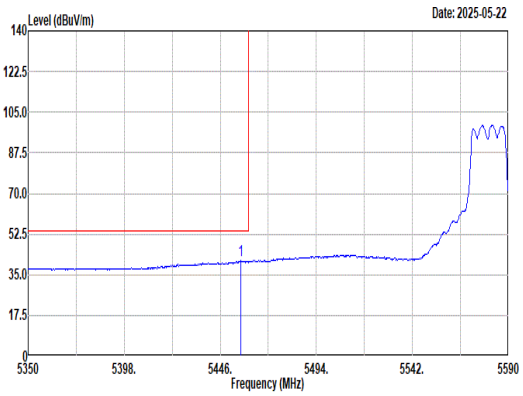 Site : 03CH15-HY Condition: AVG_BE(UNII)_B3 3m 9120D-02294_240620 HORIZONTAL : RBW:1000.000kHz VBW:8.620kHz SWT:Auto 1 5456.32 40.99 54.00 -13.01 36.38 32.81 8.62 36.82 0.00 322 129 AVERAGE	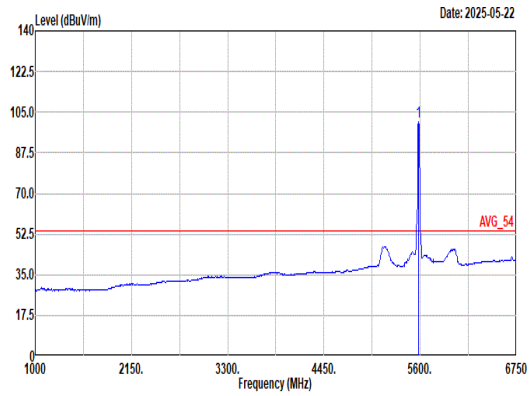 Site : 03CH15-HY Condition: AVG_54 3m 9120D-02294_240620 HORIZONTAL : RBW:1000.000kHz VBW:8.620kHz SWT:Auto 1 5580.00 100.97 ------ ------ 96.15 33.00 8.63 36.81 0.00 322 129 AVERAGE

Mode	35	
	Band Edge - R	
	U-NII-2C_5.47-5.725_802.11a_CH116_5580MHz	
ANT	1+2	
Pol.	Horizontal	Fundamental
Peak	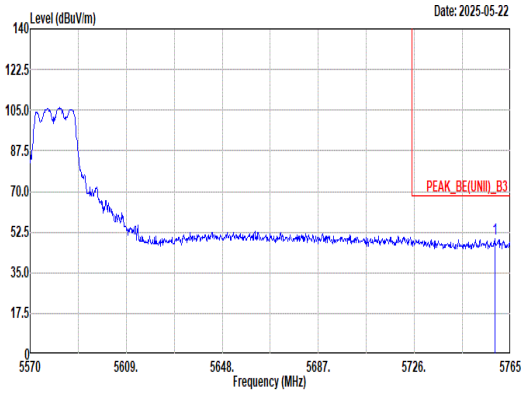 Site : 03CH15-HY Condition: PEAK_BE(UNII)_B3 3m 9120D-02294_240620 HORIZONTAL : RBW:1000.000kHz VBW:3000.000kHz SWT:Auto Limit Read Ant Cable Preamp Aux APos TPos Freq Level Line Margin Level Factor Loss Factor Factor Remark MHz dBuV/m dBuV/m dB dBuV dB/m dB dB dB cm deg 1 5758.57 49.42 68.20 -18.78 43.56 33.85 8.80 36.79 0.00 322 129 PEAK	Blank

Mode	35	
	Band Edge - L	
	U-NII-2C_5.47-5.725_802.11a_CH116_5580MHz	
ANT	1+2	
Pol.	Vertical	Fundamental
Peak	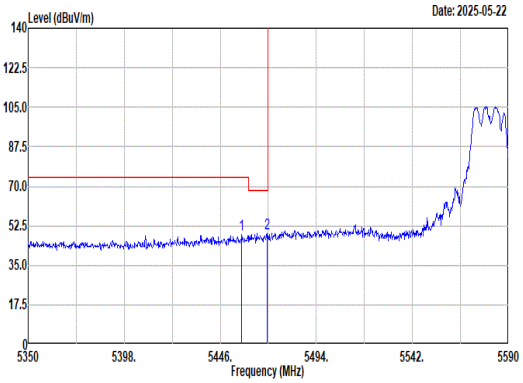 Site : 03CH15-HY Condition: PEAK_BE(UNII)_B3 3m 9120D-02294_240620 VERTICAL : RBW:1000.000kHz VBW:3000.000kHz SWT:Auto Freq Level Limit Line Margin Read Level Ant Factor Cable Loss Preamp Factor Aux Factor APos TPos Remark MHz dBuV/m dBuV/m dB dBuV dB/m dB dB dB cm deg 1 5456.80 48.68 74.00 -25.32 44.07 32.81 8.62 36.82 0.00 300 133 PEAK 2 5469.28 49.25 68.20 -18.95 44.61 32.84 8.62 36.82 0.00 300 133 PEAK	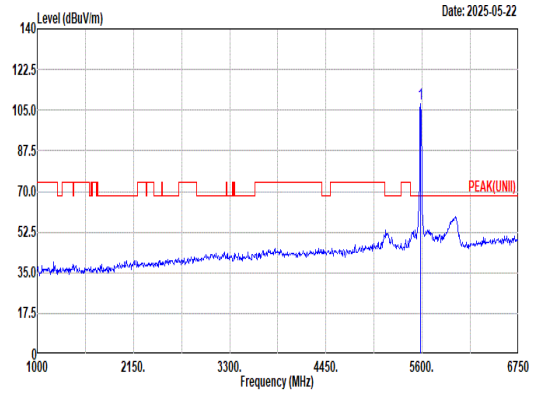 Site : 03CH15-HY Condition: PEAK(UNII) 3m 9120D-02294_240620 VERTICAL : RBW:1000.000kHz VBW:3000.000kHz SWT:Auto Freq Level Limit Line Margin Read Level Ant Factor Cable Loss Preamp Factor Aux Factor APos TPos Remark MHz dBuV/m dBuV/m dB dBuV dB/m dB dB dB cm deg 1 5580.00 107.60 ------ ------ 102.78 33.00 8.63 36.81 0.00 300 133 PEAK
Avg	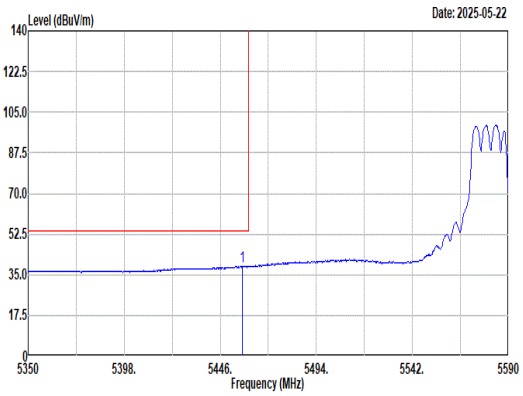 Site : 03CH15-HY Condition: AVG_BE(UNII)_B3 3m 9120D-02294_240620 VERTICAL : RBW:1000.000kHz VBW:8.620kHz SWT:Auto Freq Level Limit Line Margin Read Level Ant Factor Cable Loss Preamp Factor Aux Factor APos TPos Remark MHz dBuV/m dBuV/m dB dBuV dB/m dB dB dB cm deg 1 5457.04 38.68 54.00 -15.32 34.07 32.81 8.62 36.82 0.00 300 133 AVERAGE	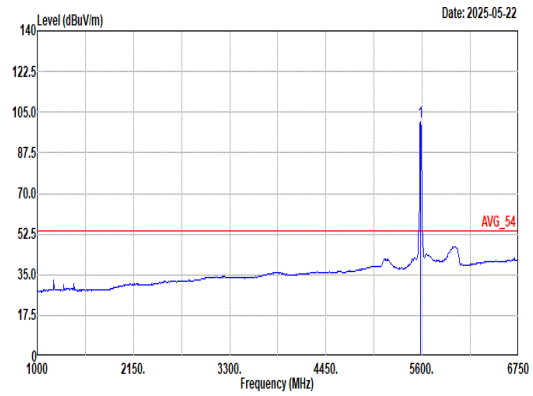 Site : 03CH15-HY Condition: AVG_54 3m 9120D-02294_240620 VERTICAL : RBW:1000.000kHz VBW:8.620kHz SWT:Auto Freq Level Limit Line Margin Read Level Ant Factor Cable Loss Preamp Factor Aux Factor APos TPos Remark MHz dBuV/m dBuV/m dB dBuV dB/m dB dB dB cm deg 1 5580.00 100.82 ------ ------ 96.00 33.00 8.63 36.81 0.00 300 133 AVERAGE

Mode	35	
	Band Edge - R	
	U-NII-2C_5.47-5.725_802.11a_CH116_5580MHz	
ANT	1+2	
Pol.	Vertical	Fundamental
Peak	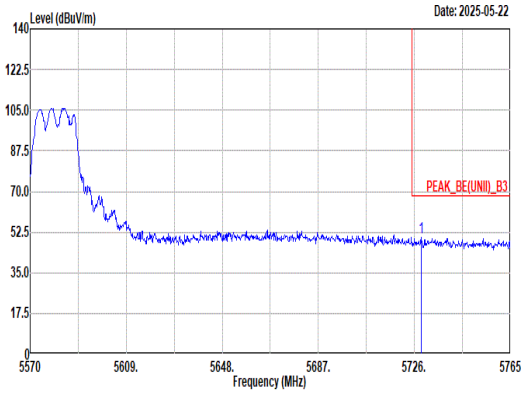 Site : 03CH15-HY Condition: PEAK_BE(UNII)_B3 3m 9120D-02294_240620 VERTICAL : RBW:1000.000kHz VBW:3000.000kHz SWT:Auto Limit Read Ant Cable Preamp Aux APos TPos Freq Level Line Margin Level Factor Loss Factor Factor Remark MHz dBuV/m dBuV/m dB dBuV dB/m dB dB dB cm deg 1 5728.93 50.16 68.20 -18.04 44.42 33.76 8.77 36.79 0.00 300 133 PEAK	Blank

Mode	35	
	Harmonic	
	U-NII-2C_5.47-5.725_802.11a_CH116_5580MHz	
ANT	1+2	
Pol.	Horizontal	Vertical
Peak Avg	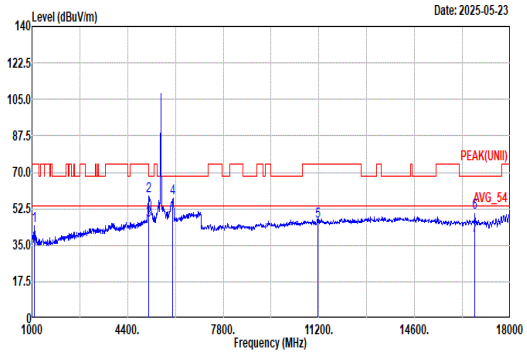 Site : 03CH15-HY Condition: PEAK(UNII) 3m 9120D-02294_240620 HORIZONTAL 1 1084.00 44.27 74.00 -29.73 52.54 25.10 3.82 37.19 0.00 336 121 Peak 2 5140.00 58.76 74.00 -15.24 54.04 33.16 8.41 36.85 0.00 325 122 Peak 3 5140.00 47.24 54.00 -6.76 42.52 33.16 8.41 36.85 0.00 325 122 Average 4 6000.00 57.62 68.20 -10.58 51.11 34.20 9.07 36.76 0.00 328 123 Peak 5 11160.00 46.48 74.00 -27.52 52.27 38.66 12.38 57.74 0.91 -- -- PEAK 6 16740.00 50.98 68.20 -17.22 55.36 38.16 15.32 58.82 0.96 184 0 PEAK 7 16740.00 39.84 54.00 -14.16 44.22 38.16 15.32 58.82 0.96 184 0 AVERAGE	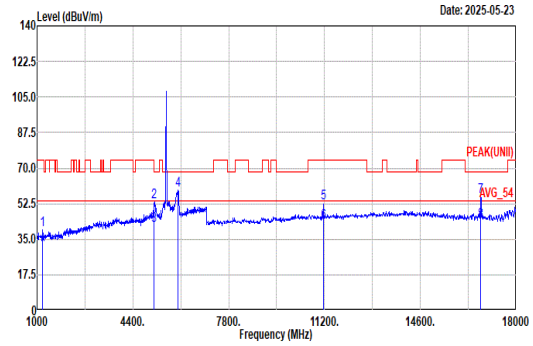 Site : 03CH15-HY Condition: PEAK(UNII) 3m 9120D-02294_240620 VERTICAL 1 1198.00 39.85 74.00 -34.15 47.09 25.90 4.02 37.16 0.00 305 132 Peak 2 5140.00 53.45 74.00 -20.55 48.73 33.16 8.41 36.85 0.00 306 138 Peak 3 5140.00 41.93 54.00 -12.07 37.21 33.16 8.41 36.85 0.00 306 138 Average 4 6000.00 58.97 68.20 -9.23 52.46 34.20 9.07 36.76 0.00 311 138 Peak 5 11160.00 52.65 74.00 -21.35 58.44 38.66 12.38 57.74 0.91 247 0 PEAK 6 11160.00 43.20 54.00 -10.80 48.99 38.66 12.38 57.74 0.91 247 0 AVERAGE 7 16740.00 55.81 68.20 -12.39 60.19 38.16 15.32 58.82 0.96 202 0 PEAK 8 16740.00 43.70 54.00 -10.30 48.08 38.16 15.32 58.82 0.96 202 0 AVERAGE

Mode	35	
	Harmonic	
	U-NII-2C_5.47-5.725_802.11a_CH116_5580MHz	
ANT	1+2	
Pol.	Horizontal	Vertical
14.47G ~14.5G Avg	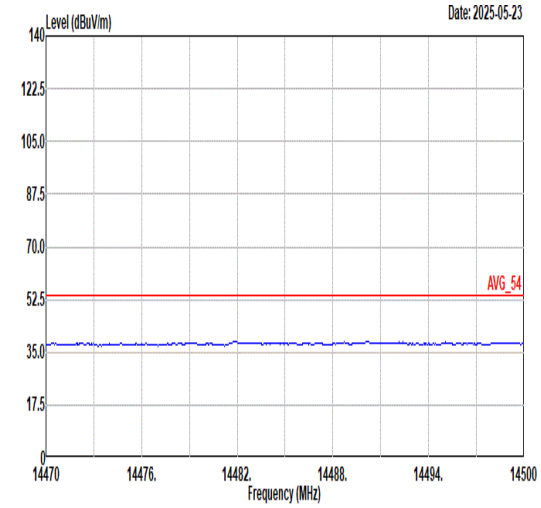 Site : 03CH15-HY Condition: AVG_54 3m 9120D-02294_240620 HORIZONTAL	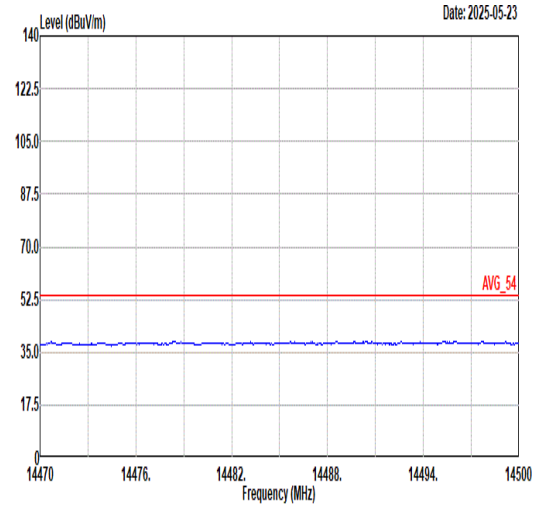 Site : 03CH15-HY Condition: AVG_54 3m 9120D-02294_240620 VERTICAL
17.7G ~18G Avg	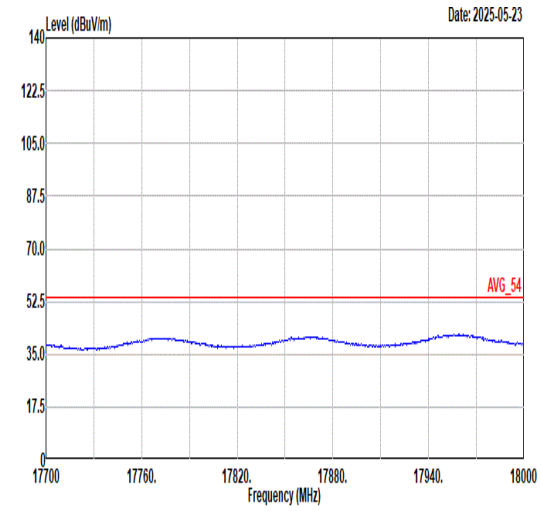 Site : 03CH15-HY Condition: AVG_54 3m 9120D-02294_240620 HORIZONTAL	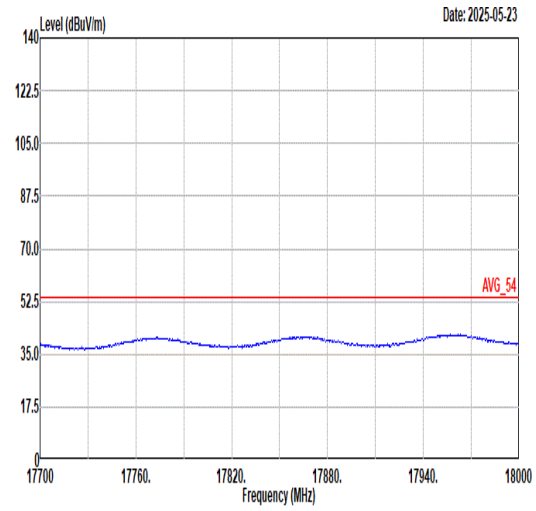 Site : 03CH15-HY Condition: AVG_54 3m 9120D-02294_240620 VERTICAL

Mode	36	
	Band Edge	
	U-NII-2C_5.47-5.725_802.11a_CH140_5700MHz	
ANT	1+2	
Pol.	Horizontal	Fundamental
Peak	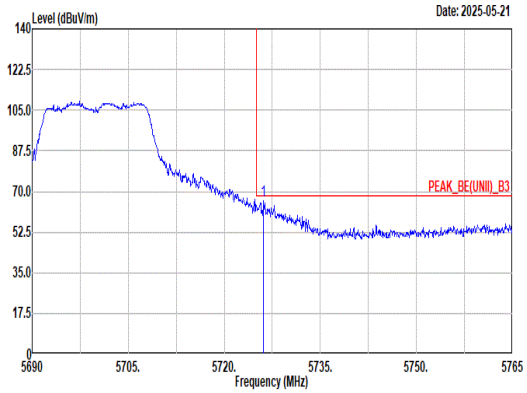 Site : 03CH15-HY Condition: PEAK_BE(UNII)_B3 3m 9120D-02294_240620 HORIZONTAL : RBW:1000.000kHz VBW:3000.000kHz SWT:Auto Freq Level Limit Line Margin Read Level Ant Factor Cable Loss Preamp Factor Aux Factor APos TPos Remark MHz dBuV/m dBuV/m dB dBuV dB/m dB dB dB cm deg 1 5726.15 65.78 68.20 -2.42 60.05 33.75 8.77 36.79 0.00 100 137 PEAK	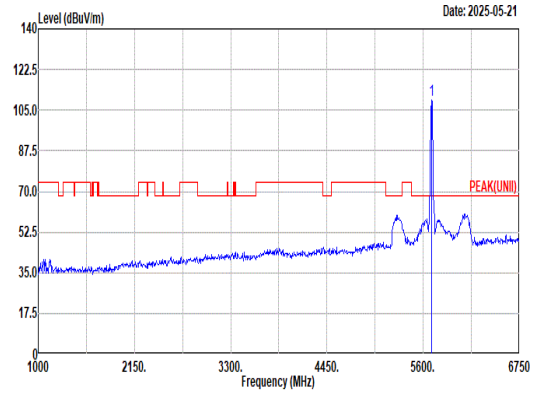 Site : 03CH15-HY Condition: PEAK(UNII) 3m 9120D-02294_240620 HORIZONTAL : RBW:1000.000kHz VBW:3000.000kHz SWT:Auto Freq Level Limit Line Margin Read Level Ant Factor Cable Loss Preamp Factor Aux Factor APos TPos Remark MHz dBuV/m dBuV/m dB dBuV dB/m dB dB dB cm deg 1 5700.00 109.48 ------ ------ 103.83 33.71 8.74 36.80 0.00 100 137 PEAK
Avg	Blank	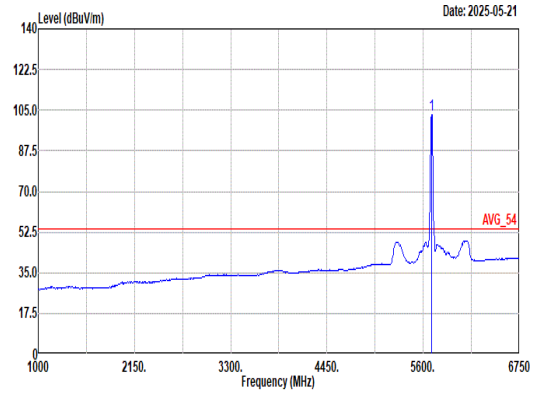 Site : 03CH15-HY Condition: AVG_54 3m 9120D-02294_240620 HORIZONTAL : RBW:1000.000kHz VBW:0.620kHz SWT:Auto Freq Level Limit Line Margin Read Level Ant Factor Cable Loss Preamp Factor Aux Factor APos TPos Remark MHz dBuV/m dBuV/m dB dBuV dB/m dB dB dB cm deg 1 5700.00 102.98 ------ ------ 97.33 33.71 8.74 36.80 0.00 100 137 AVERAGE

Mode	36	
	Band Edge	
	U-NII-2C_5.47-5.725_802.11a_CH140_5700MHz	
ANT	1+2	
Pol.	Vertical	Fundamental
Peak	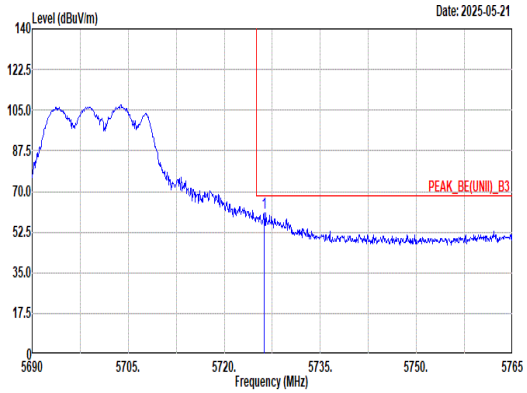 Site : 03CH15-HY Condition: PEAK_BE(UNII)_B3 3m 9120D-02294_240620 VERTICAL : RBW:1000.000kHz VBW:3000.000kHz SWT:Auto Freq Level Limit Line Margin Read Level Ant Factor Cable Loss Preamp Factor Aux Factor APos TPos Remark MHz dBuV/m dBuV/m dB dBuV dB/m dB dB dB cm deg 1 5726.23 60.96 68.20 -7.24 55.23 33.75 8.77 36.79 0.00 400 145 PEAK	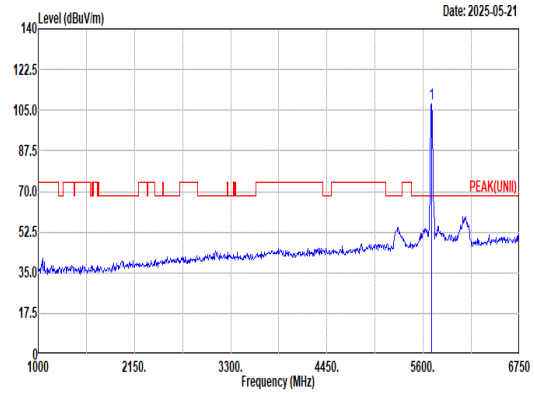 Site : 03CH15-HY Condition: PEAK(UNII) 3m 9120D-02294_240620 VERTICAL : RBW:1000.000kHz VBW:3000.000kHz SWT:Auto Freq Level Limit Line Margin Read Level Ant Factor Cable Loss Preamp Factor Aux Factor APos TPos Remark MHz dBuV/m dBuV/m dB dBuV dB/m dB dB dB cm deg 1 5700.00 107.57 ------ ------ 101.95 33.68 8.74 36.80 0.00 400 145 PEAK
Avg	Blank	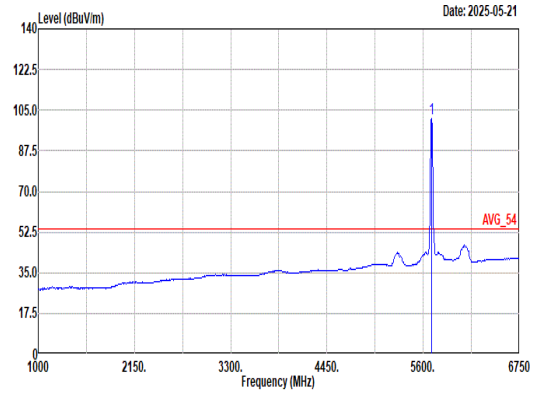 Site : 03CH15-HY Condition: AVG_54 3m 9120D-02294_240620 VERTICAL : RBW:1000.000kHz VBW:0.620kHz SWT:Auto Freq Level Limit Line Margin Read Level Ant Factor Cable Loss Preamp Factor Aux Factor APos TPos Remark MHz dBuV/m dBuV/m dB dBuV dB/m dB dB dB cm deg 1 5700.00 101.44 ------ ------ 95.79 33.71 8.74 36.80 0.00 400 145 AVERAGE

Mode	36	
	Harmonic	
	U-NII-2C_5.47-5.725_802.11a_CH140_5700MHz	
ANT	1+2	
Pol.	Horizontal	Vertical
Peak Avg	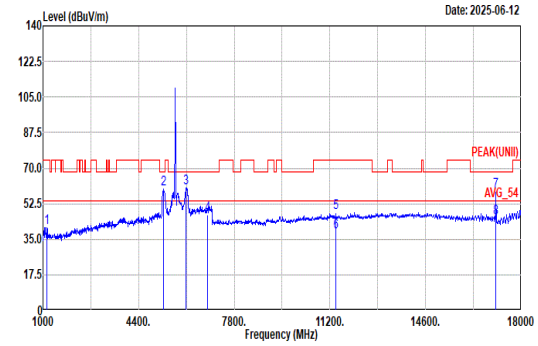 Site : 03CH15-HY Condition: PEAK(UNII) 3m 9120D-02294_240620 HORIZONTAL	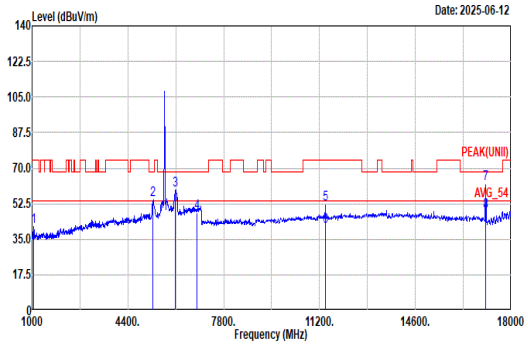 Site : 03CH15-HY Condition: PEAK(UNII) 3m 9120D-02294_240620 VERTICAL

Horizontal:

	Freq	Level	Limit Line	Margin	Read Level	Ant Factor	Cable Loss	Preamp Factor	Aux Factor	APos	TPos	Remark
	MHz	dBuV/m	dBuV/m	dB	dBuV	dB/m	dB	dB	dB	cm	deg	
1	1138.00	40.69	74.00	-33.31	69.80	25.66	3.91	58.68	0.00	100	135	Peak
2	5296.00	59.68	68.20	-8.52	76.53	32.91	8.53	58.29	0.00	100	134	Peak
3	6088.00	60.15	68.20	-8.05	75.33	34.10	9.11	58.39	0.00	100	133	Peak
4	6840.00	47.09	68.20	-21.11	59.21	35.82	9.60	58.66	1.12	100	123	PEAK
5	11400.00	47.90	74.00	-26.10	52.97	39.00	12.53	57.52	0.92	400	312	PEAK
6	11400.00	38.69	54.00	-15.31	43.76	39.00	12.53	57.52	0.92	400	312	AVERAGE
7	17100.00	58.72	68.20	-9.48	63.59	38.10	15.39	59.31	0.95	200	237	PEAK
8	17100.00	45.42	54.00	-8.58	50.29	38.10	15.39	59.31	0.95	200	237	AVERAGE

Vertical:

	Freq	Level	Limit Line	Margin	Read Level	Ant Factor	Cable Loss	Preamp Factor	Aux Factor	APos	TPos	Remark
	MHz	dBuV/m	dBuV/m	dB	dBuV	dB/m	dB	dB	dB	cm	deg	
1	1060.00	41.28	74.00	-32.72	71.24	24.96	3.78	58.70	0.00	400	144	Peak
2	5296.00	54.27	68.20	-13.93	71.12	32.91	8.53	58.29	0.00	400	150	Peak
3	6076.00	59.01	68.20	-9.19	74.19	34.10	9.10	58.38	0.00	400	148	Peak
4	6840.00	48.21	68.20	-19.99	60.33	35.82	9.60	58.66	1.12	100	7	PEAK
5	11400.00	52.15	74.00	-21.85	57.22	39.00	12.53	57.52	0.92	337	0	PEAK
6	11400.00	41.21	54.00	-12.79	46.28	39.00	12.53	57.52	0.92	337	0	AVERAGE
7	17100.00	62.53	68.20	-5.67	67.40	38.10	15.39	59.31	0.95	208	0	PEAK
8	17100.00	48.73	54.00	-5.27	53.60	38.10	15.39	59.31	0.95	208	0	AVERAGE

Mode	36	
	Harmonic	
	U-NII-2C_5.47-5.725_802.11a_CH140_5700MHz	
ANT	1+2	
Pol.	Horizontal	Vertical
14.47G ~14.5G Avg	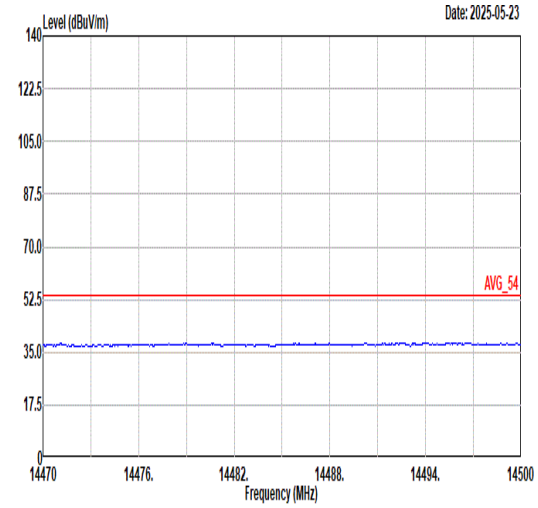 Site : 03CH15-HY Condition: AVG_54 3m 9120D-02294_240620 HORIZONTAL	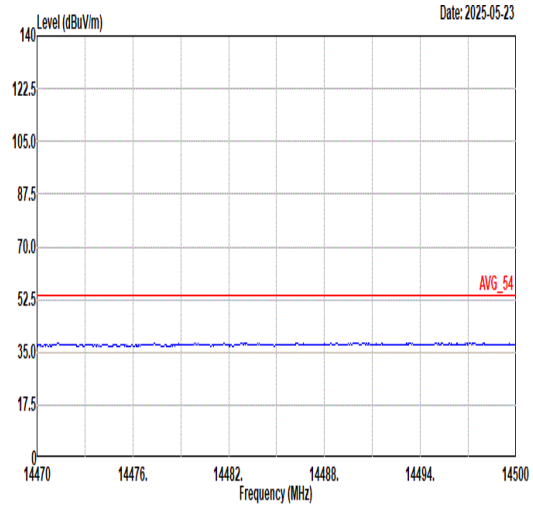 Site : 03CH15-HY Condition: AVG_54 3m 9120D-02294_240620 VERTICAL
17.7G ~18G Avg	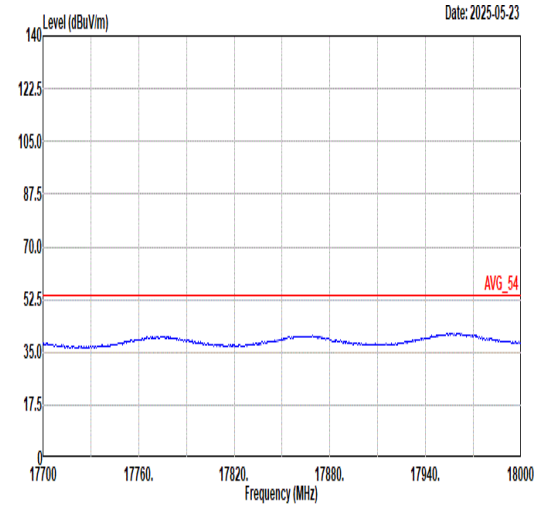 Site : 03CH15-HY Condition: AVG_54 3m 9120D-02294_240620 HORIZONTAL	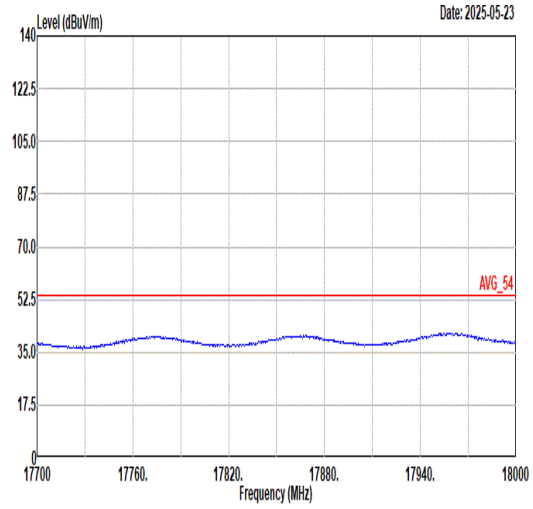 Site : 03CH15-HY Condition: AVG_54 3m 9120D-02294_240620 VERTICAL

Mode	37	
	Band Edge	
	U-NII-2C_5.47-5.725_802.11n HT20_CH100_5500MHz	
ANT	1+2	
Pol.	Horizontal	Fundamental
Peak	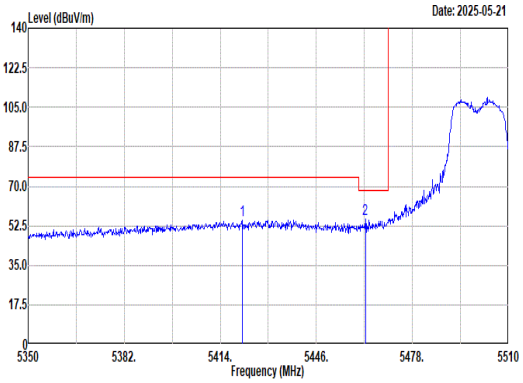 Site : 03CH15-HY Condition: PEAK_BE(UNII)_B3 3m 9120D-02294_240620 HORIZONTAL : RBW:1000.000kHz VBW:3000.000kHz SWT:Auto 1 5421.36 54.81 74.00 -19.19 50.23 32.80 8.61 36.83 0.00 100 129 PEAK 2 5462.32 55.63 68.20 -12.57 51.01 32.82 8.62 36.82 0.00 100 129 PEAK	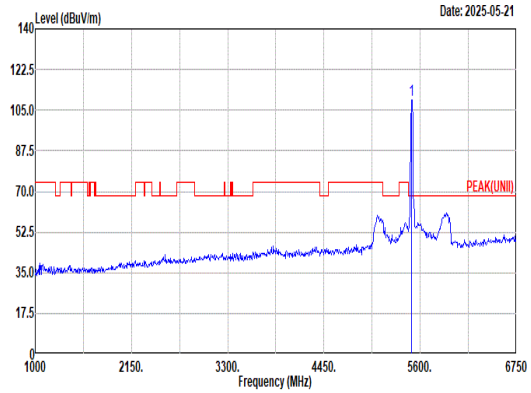 Site : 03CH15-HY Condition: PEAK(UNII) 3m 9120D-02294_240620 HORIZONTAL : RBW:1000.000kHz VBW:3000.000kHz SWT:Auto 1 5500.00 109.60 ------ ------ 104.89 32.91 8.62 36.82 0.00 100 129 PEAK
Avg	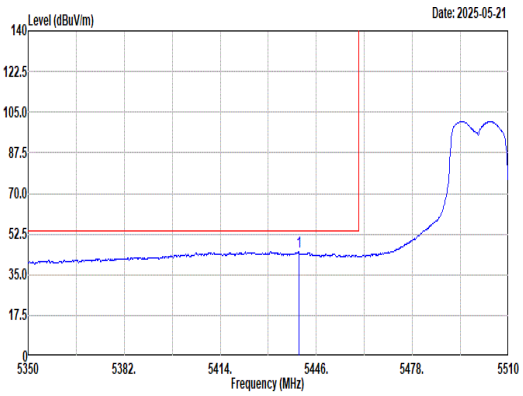 Site : 03CH15-HY Condition: AVG_BE(UNII)_B3 3m 9120D-02294_240620 HORIZONTAL : RBW:1000.000kHz VBW:0.220kHz SWT:Auto 1 5440.24 44.88 54.00 -9.12 40.29 32.80 8.61 36.82 0.00 100 129 AVERAGE	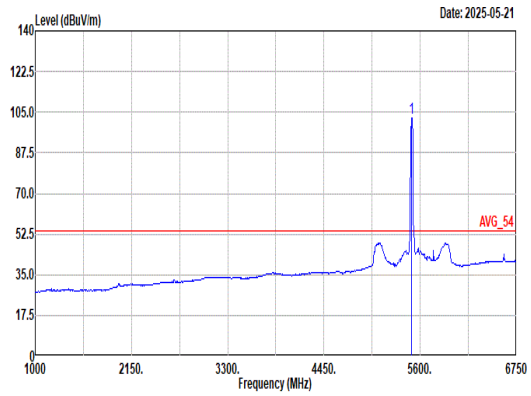 Site : 03CH15-HY Condition: AVG_54 3m 9120D-02294_240620 HORIZONTAL : RBW:1000.000kHz VBW:0.220kHz SWT:Auto 1 5500.00 102.52 ------ ------ 97.83 32.89 8.62 36.82 0.00 100 129 AVERAGE

Mode	37	
	Band Edge	
	U-NII-2C_5.47-5.725_802.11n HT20_CH100_5500MHz	
ANT	1+2	
Pol.	Vertical	Fundamental
Peak	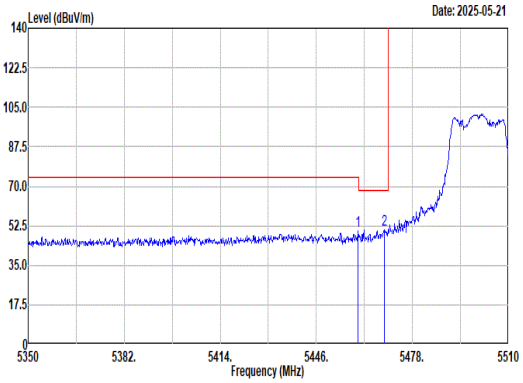 Site : 03CH15-HY Condition: PEAK_BE(UNII)_B3 3m 9120D-02294_240620 VERTICAL : RBW:1000.000kHz VBW:3000.000kHz SWT:Auto Freq Level Limit Line Margin Read Level Ant Factor Cable Loss Preamp Factor Aux Factor APos TPos Remark MHz dBuV/m dBuV/m dB dBuV dB/m dB dB dB cm deg 1 5459.92 50.12 74.00 -23.88 45.50 32.82 8.62 36.82 0.00 399 180 PEAK 2 5468.56 50.62 68.20 -17.58 45.98 32.84 8.62 36.82 0.00 399 180 PEAK	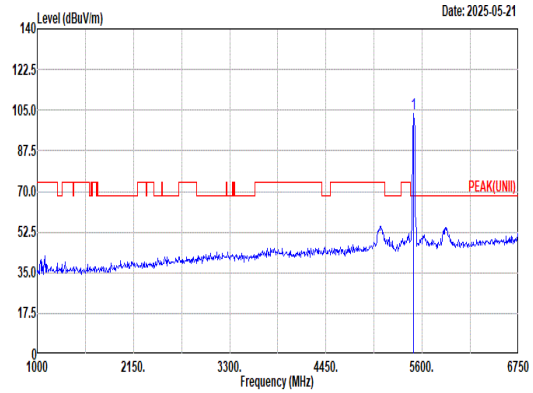 Site : 03CH15-HY Condition: PEAK(UNII) 3m 9120D-02294_240620 VERTICAL : RBW:1000.000kHz VBW:3000.000kHz SWT:Auto Freq Level Limit Line Margin Read Level Ant Factor Cable Loss Preamp Factor Aux Factor APos TPos Remark MHz dBuV/m dBuV/m dB dBuV dB/m dB dB dB cm deg 1 5500.00 103.53 ------ ------ 98.83 32.90 8.62 36.82 0.00 399 180 PEAK
Avg	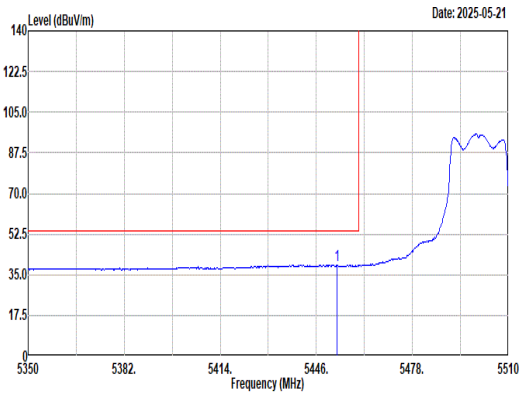 Site : 03CH15-HY Condition: AVG_BE(UNII)_B3 3m 9120D-02294_240620 VERTICAL : RBW:1000.000kHz VBW:0.220kHz SWT:Auto Freq Level Limit Line Margin Read Level Ant Factor Cable Loss Preamp Factor Aux Factor APos TPos Remark MHz dBuV/m dBuV/m dB dBuV dB/m dB dB dB cm deg 1 5452.88 39.21 54.00 -14.79 34.60 32.81 8.62 36.82 0.00 399 180 AVERAGE	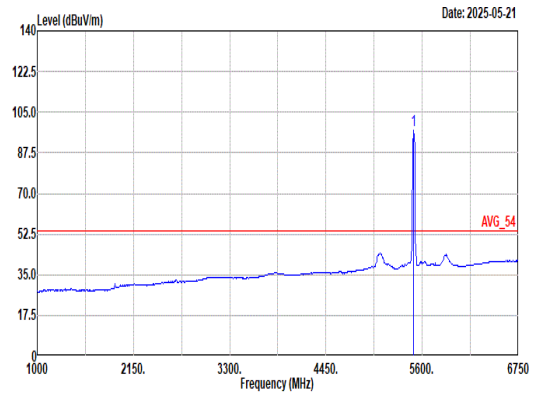 Site : 03CH15-HY Condition: AVG_54 3m 9120D-02294_240620 VERTICAL : RBW:1000.000kHz VBW:0.220kHz SWT:Auto Freq Level Limit Line Margin Read Level Ant Factor Cable Loss Preamp Factor Aux Factor APos TPos Remark MHz dBuV/m dBuV/m dB dBuV dB/m dB dB dB cm deg 1 5500.00 97.00 ------ ------ 92.30 32.90 8.62 36.82 0.00 399 180 AVERAGE

Mode	37	
	Harmonic	
	U-NII-2C_5.47-5.725_802.11n HT20_CH100_5500MHz	
ANT	1+2	
Pol.	Horizontal	Vertical
Peak Avg	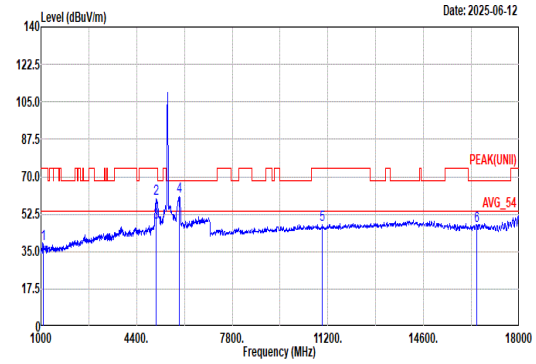 Site : 03CH15-HY Condition: PEAK(UNII) 3m 9120D-02294_240620 HORIZONTAL Freq Level Limit Line Margin Read Level Ant Factor Cable Loss Preamp Factor Aux Factor APos TPos Remark MHz dBuV/m dBuV/m dB dBuV dB/m dB dB dB cm deg 1 1090.00 38.62 74.00 -35.38 68.35 25.14 3.83 58.70 0.00 100 131 Peak 2 5086.00 59.55 74.00 -14.45 76.39 33.00 8.37 58.21 0.00 100 126 Peak 3 5086.00 48.57 54.00 -5.43 65.41 33.00 8.37 58.21 0.00 100 126 Average 4 5914.00 60.68 68.20 -7.52 75.71 34.34 8.98 58.35 0.00 100 128 Peak 5 11000.00 47.41 74.00 -26.59 53.42 38.70 12.28 57.89 0.90 -- -- PEAK 6 16500.00 47.15 68.20 -21.05 50.90 38.30 15.32 58.34 0.97 -- -- PEAK	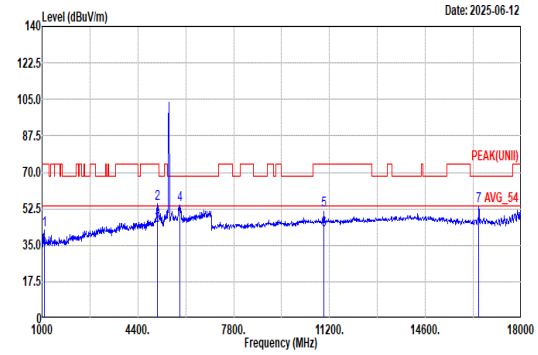 Site : 03CH15-HY Condition: PEAK(UNII) 3m 9120D-02294_240620 VERTICAL Freq Level Limit Line Margin Read Level Ant Factor Cable Loss Preamp Factor Aux Factor APos TPos Remark MHz dBuV/m dBuV/m dB dBuV dB/m dB dB dB cm deg 1 1096.00 42.05 74.00 -31.95 71.73 25.18 3.84 58.70 0.00 400 183 Peak 2 5098.00 55.19 74.00 -18.81 72.03 33.00 8.38 58.22 0.00 400 186 Peak 3 5098.00 44.50 54.00 -9.50 61.34 33.00 8.38 58.22 0.00 400 186 Average 4 5890.00 54.42 68.20 -13.78 69.46 34.36 8.95 58.35 0.00 400 176 Peak 5 11000.00 51.62 74.00 -22.38 57.63 38.70 12.28 57.89 0.90 213 0 PEAK 6 11000.00 42.22 54.00 -11.78 48.23 38.70 12.28 57.89 0.90 213 0 AVERAGE 7 16500.00 53.68 68.20 -14.52 57.43 38.30 15.32 58.34 0.97 198 350 PEAK

Mode	37	
	Harmonic	
	U-NII-2C_5.47-5.725_802.11n HT20_CH100_5500MHz	
ANT	1+2	
Pol.	Horizontal	Vertical
14.47G ~14.5G Avg	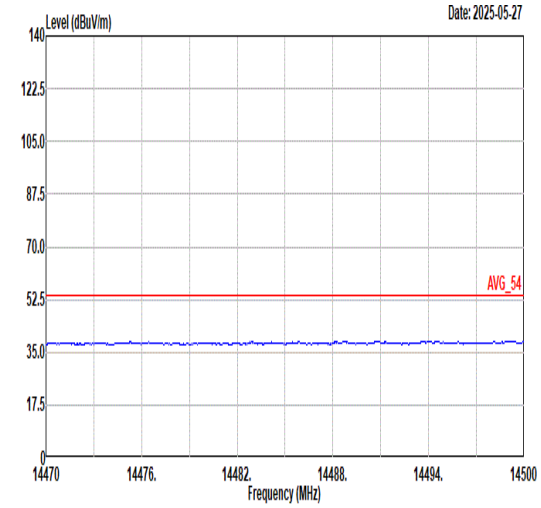 Site : 03CH15-HY Condition: AVG_54 3m 9120D-02294_240620 HORIZONTAL	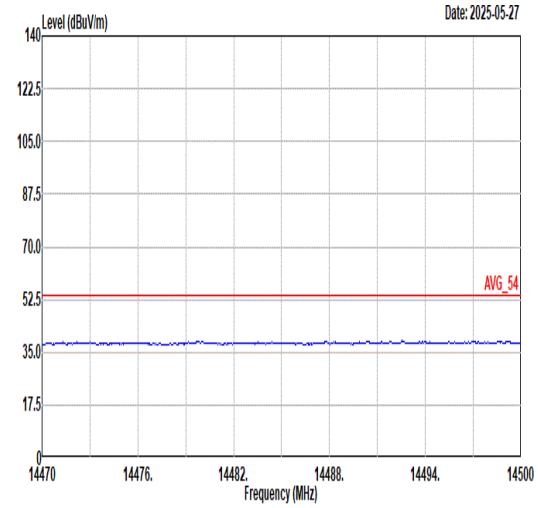 Site : 03CH15-HY Condition: AVG_54 3m 9120D-02294_240620 VERTICAL
17.7G ~18G Avg	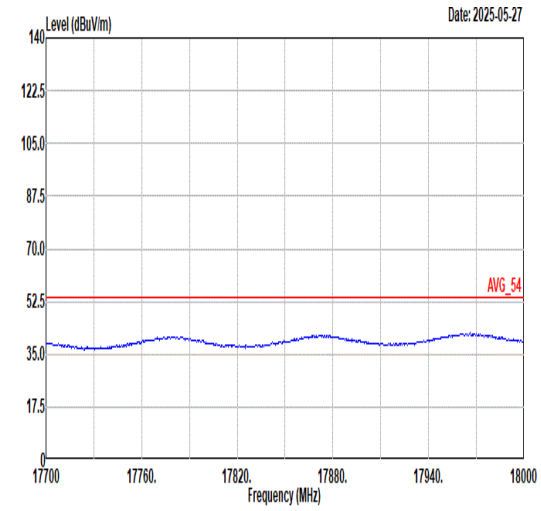 Site : 03CH15-HY Condition: AVG_54 3m 9120D-02294_240620 HORIZONTAL	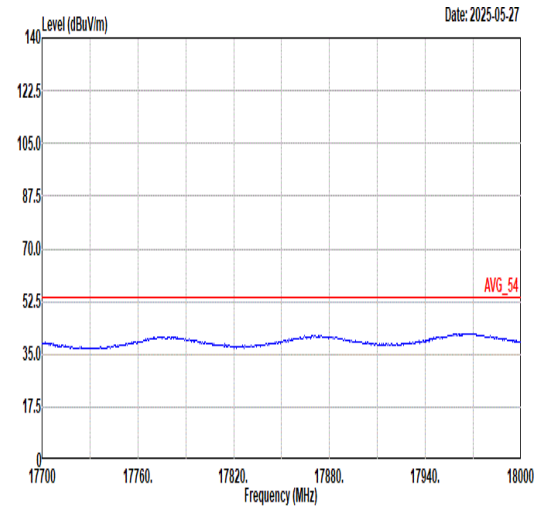 Site : 03CH15-HY Condition: AVG_54 3m 9120D-02294_240620 VERTICAL

Mode	38	
	Band Edge - L	
	U-NII-2C_5.47-5.725_802.11n HT20_CH116_5580MHz	
ANT	1+2	
Pol.	Horizontal	Fundamental
Peak	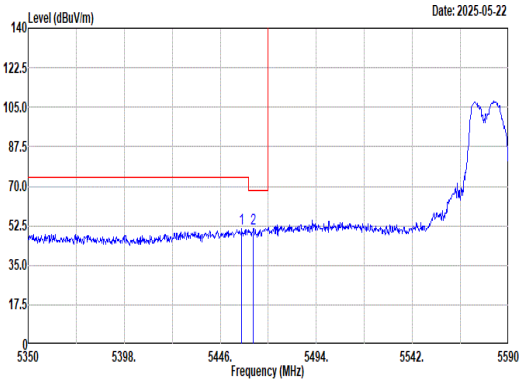 Site : 03CH15-HY Condition: PEAK_BE(UNII)_B3 3m 9120D-02294_240620 HORIZONTAL : RBW:1000.000kHz VBW:3000.000kHz SWT:Auto Freq Level Limit Line Margin Read Level Ant Factor Cable Loss Preamp Factor Aux Factor APos TPos Remark MHz dBuV/m dBuV/m dB dBuV dB/m dB dB dB cm deg 1 5456.80 51.04 74.00 -22.96 46.43 32.81 8.62 36.82 0.00 109 84 PEAK 2 5462.56 51.46 68.20 -16.74 46.83 32.83 8.62 36.82 0.00 109 84 PEAK	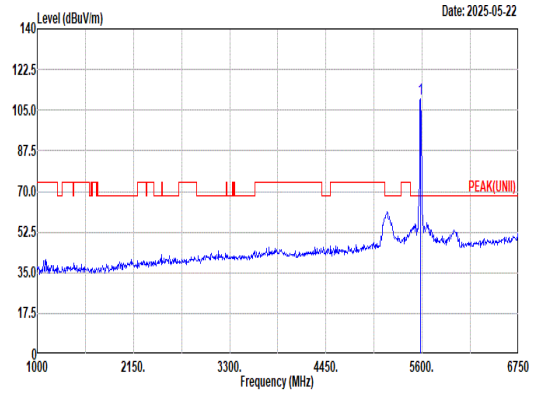 Site : 03CH15-HY Condition: PEAK(UNII) 3m 9120D-02294_240620 HORIZONTAL : RBW:1000.000kHz VBW:3000.000kHz SWT:Auto Freq Level Limit Line Margin Read Level Ant Factor Cable Loss Preamp Factor Aux Factor APos TPos Remark MHz dBuV/m dBuV/m dB dBuV dB/m dB dB dB cm deg 1 5580.00 109.99 ------ ------ 105.17 33.00 8.63 36.81 0.00 109 84 PEAK
Avg	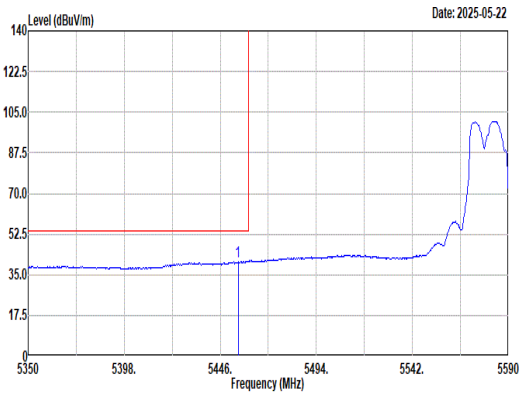 Site : 03CH15-HY Condition: AVG_BE(UNII)_B3 3m 9120D-02294_240620 HORIZONTAL : RBW:1000.000kHz VBW:0.220kHz SWT:Auto Freq Level Limit Line Margin Read Level Ant Factor Cable Loss Preamp Factor Aux Factor APos TPos Remark MHz dBuV/m dBuV/m dB dBuV dB/m dB dB dB cm deg 1 5454.88 40.73 54.00 -13.27 36.12 32.81 8.62 36.82 0.00 109 84 AVERAGE	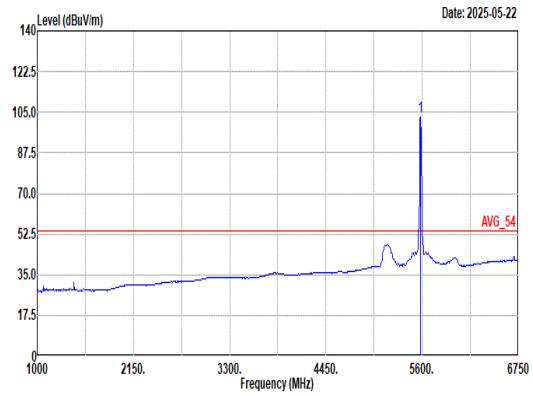 Site : 03CH15-HY Condition: AVG_54 3m 9120D-02294_240620 HORIZONTAL : RBW:1000.000kHz VBW:0.220kHz SWT:Auto Freq Level Limit Line Margin Read Level Ant Factor Cable Loss Preamp Factor Aux Factor APos TPos Remark MHz dBuV/m dBuV/m dB dBuV dB/m dB dB dB cm deg 1 5580.00 102.83 ------ ------ 98.01 33.00 8.63 36.81 0.00 109 84 AVERAGE

Mode	38	
	Band Edge - R	
	U-NII-2C_5.47-5.725_802.11n HT20_CH116_5580MHz	
ANT	1+2	
Pol.	Horizontal	Fundamental
Peak	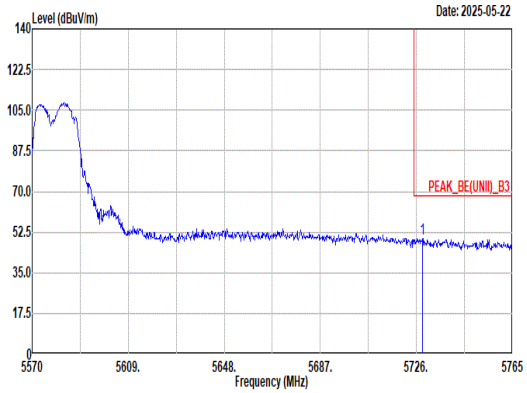 Site : 03CH15-HY Condition: PEAK_BE(UNII)_B3 3m 9120D-02294_240620 HORIZONTAL : RBW:1000.000kHz VBW:3000.000kHz SWT:Auto Limit Read Ant Cable Preamp Aux APos TPos Freq Level Line Margin Level Factor Loss Factor Factor Remark MHz dBuV/m dBuV/m dB dBuV dB/m dB dB dB cm deg 1 5728.54 49.72 68.20 -18.48 43.98 33.76 8.77 36.79 0.00 109 84 PEAK	Blank

Mode	38	
	Band Edge - L	
	U-NII-2C_5.47-5.725_802.11n HT20_CH116_5580MHz	
ANT	1+2	
Pol.	Vertical	Fundamental
Peak	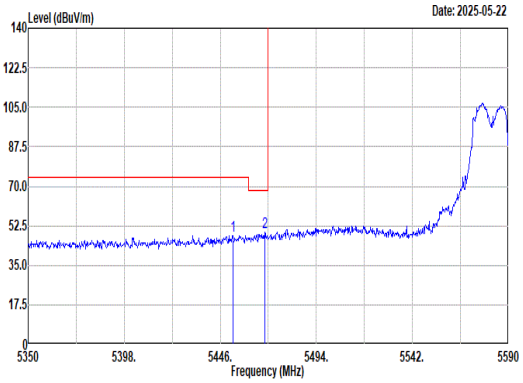 Site : 03CH15-HY Condition: PEAK_BE(UNII)_B3 3m 9120D-02294_240620 VERTICAL : RBW:1000.000kHz VBW:3000.000kHz SWT:Auto Freq Level Limit Line Margin Read Level Ant Factor Cable Loss Preamp Factor Aux Factor APos TPos Remark MHz dBuV/m dBuV/m dB dBuV dB/m dB dB dB cm deg 1 5452.24 48.22 74.00 -25.78 43.62 32.80 8.62 36.82 0.00 324 129 PEAK 2 5468.32 49.41 68.20 -18.79 44.77 32.84 8.62 36.82 0.00 324 129 PEAK	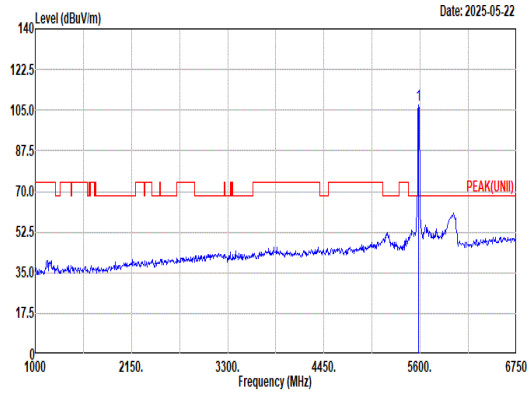 Site : 03CH15-HY Condition: PEAK(UNII) 3m 9120D-02294_240620 VERTICAL : RBW:1000.000kHz VBW:3000.000kHz SWT:Auto Freq Level Limit Line Margin Read Level Ant Factor Cable Loss Preamp Factor Aux Factor APos TPos Remark MHz dBuV/m dBuV/m dB dBuV dB/m dB dB dB cm deg 1 5580.00 107.35 ------ ------ 102.53 33.00 8.63 36.81 0.00 324 129 PEAK
Avg	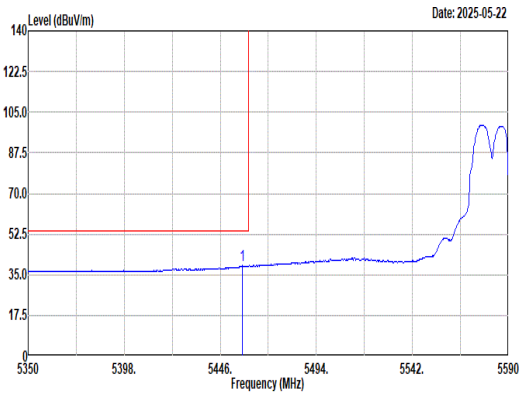 Site : 03CH15-HY Condition: AVG_BE(UNII)_B3 3m 9120D-02294_240620 VERTICAL : RBW:1000.000kHz VBW:0.220kHz SWT:Auto Freq Level Limit Line Margin Read Level Ant Factor Cable Loss Preamp Factor Aux Factor APos TPos Remark MHz dBuV/m dBuV/m dB dBuV dB/m dB dB dB cm deg 1 5457.04 38.88 54.00 -15.12 34.27 32.81 8.62 36.82 0.00 324 129 AVERAGE	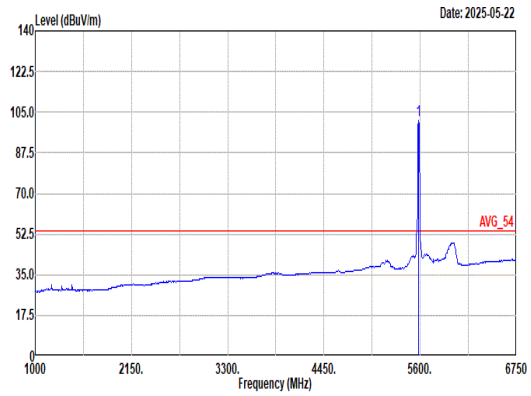 Site : 03CH15-HY Condition: AVG_54 3m 9120D-02294_240620 VERTICAL : RBW:1000.000kHz VBW:0.220kHz SWT:Auto Freq Level Limit Line Margin Read Level Ant Factor Cable Loss Preamp Factor Aux Factor APos TPos Remark MHz dBuV/m dBuV/m dB dBuV dB/m dB dB dB cm deg 1 5580.00 101.21 ------ ------ 96.39 33.00 8.63 36.81 0.00 324 129 AVERAGE

Mode	38	
	Band Edge - R	
	U-NII-2C_5.47-5.725_802.11n HT20_CH116_5580MHz	
ANT	1+2	
Pol.	Vertical	Fundamental
Peak	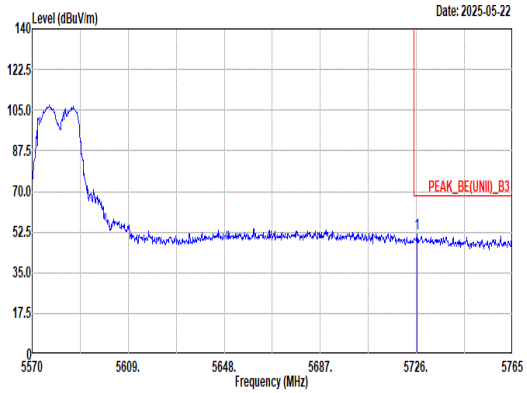 Site : 03CH15-HY Condition: PEAK_BE(UNII)_B3 3m 9120D-02294_240620 VERTICAL : RBW:1000.000kHz VBW:3000.000kHz SWT:Auto Freq Level Limit Line Margin Read Level Ant Factor Cable Loss Preamp Factor Aux Factor APos TPos Remark MHz dBuV/m dBuV/m dB dBuV dB/m dB dB dB cm deg 1 5726.39 51.57 68.20 -16.63 45.84 33.75 8.77 36.79 0.00 324 129 PEAK	Blank

Mode	38	
	Harmonic	
	U-NII-2C_5.47-5.725_802.11n HT20_CH116_5580MHz	
ANT	1+2	
Pol.	Horizontal	Vertical
Peak Avg	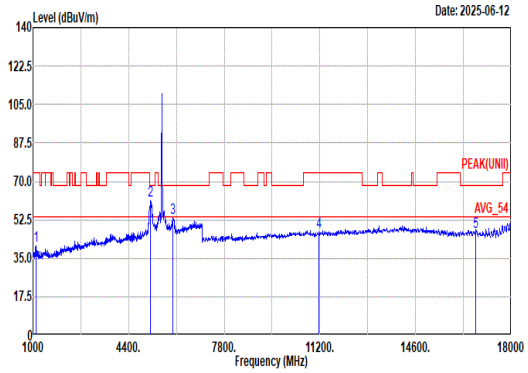 Site : 03CH15-HY Condition: PEAK(UNII) 3m 9120D-02294_240620 HORIZONTAL 1 1102.00 40.93 74.00 -33.07 70.55 25.22 3.85 58.69 0.00 106 82 Peak 2 5182.00 61.22 68.20 -6.98 77.96 33.07 8.44 58.25 0.00 113 85 Peak 3 5980.00 53.51 68.20 -14.69 68.61 34.20 9.05 58.35 0.00 111 83 Peak 4 11160.00 47.27 74.00 -26.73 53.06 38.66 12.38 57.74 0.91 -- -- PEAK 5 16740.00 47.13 68.20 -21.07 51.51 38.16 15.32 58.82 0.96 -- -- PEAK	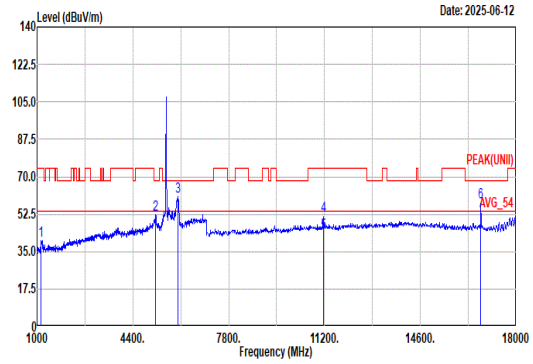 Site : 03CH15-HY Condition: PEAK(UNII) 3m 9120D-02294_240620 VERTICAL 1 1144.00 40.38 74.00 -33.62 69.41 25.73 3.92 58.68 0.00 328 122 Peak 2 5206.00 52.12 68.20 -16.08 68.92 33.00 8.45 58.25 0.00 321 127 Peak 3 5998.00 60.70 68.20 -7.50 75.78 34.20 9.07 58.35 0.00 328 130 Peak 4 11160.00 52.00 74.00 -22.00 57.79 38.66 12.38 57.74 0.91 232 0 PEAK 5 11160.00 43.99 54.00 -10.01 49.78 38.66 12.38 57.74 0.91 232 0 AVERAGE 6 16740.00 57.91 68.20 -10.29 62.29 38.16 15.32 58.82 0.96 200 353 PEAK

Mode	38	
	Harmonic	
	U-NII-2C_5.47-5.725_802.11n HT20_CH116_5580MHz	
ANT	1+2	
Pol.	Horizontal	Vertical
14.47G ~14.5G Avg	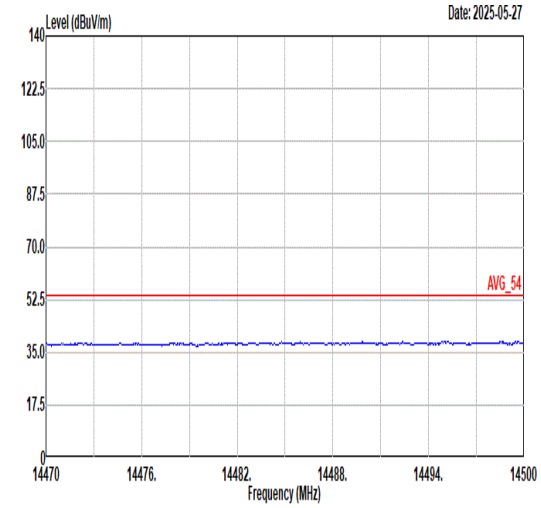 Site : 03CH15-HY Condition: AVG_54 3m 9120D-02294_240620 HORIZONTAL	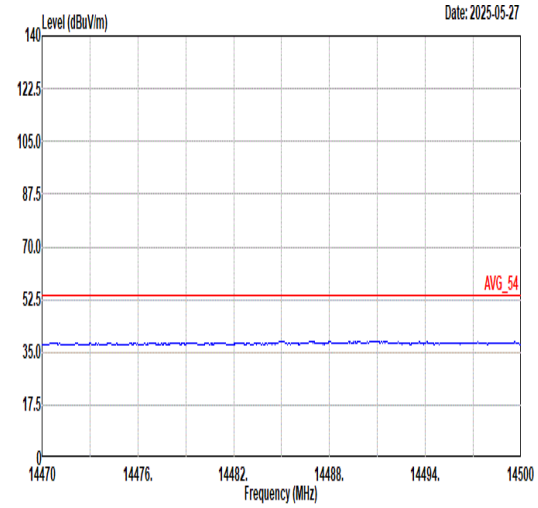 Site : 03CH15-HY Condition: AVG_54 3m 9120D-02294_240620 VERTICAL
17.7G ~18G Avg	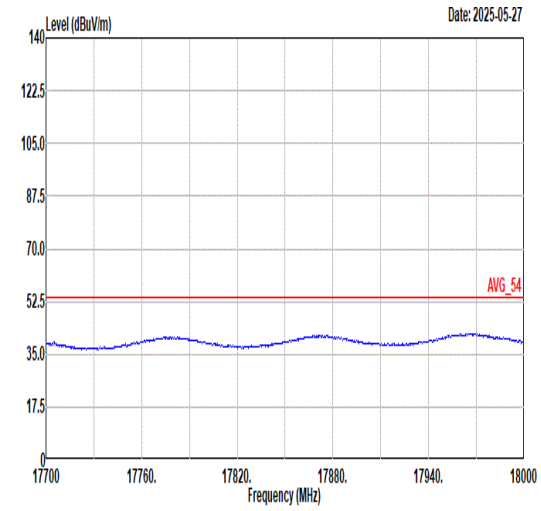 Site : 03CH15-HY Condition: AVG_54 3m 9120D-02294_240620 HORIZONTAL	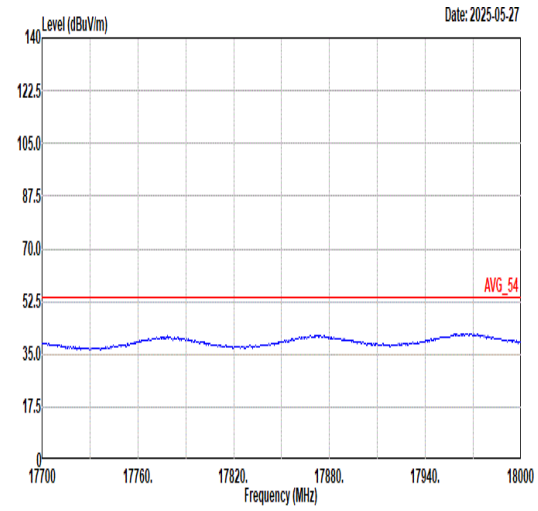 Site : 03CH15-HY Condition: AVG_54 3m 9120D-02294_240620 VERTICAL

Mode	39	
	Band Edge	
	U-NII-2C_5.47-5.725_802.11n HT20_CH140_5700MHz	
ANT	1+2	
Pol.	Horizontal	Fundamental
Peak	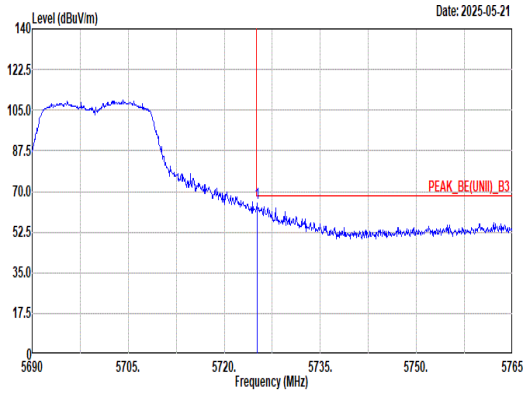 Site : 03CH15-HY Condition: PEAK_BE(UNII)_B3 3m 9120D-02294_240620 HORIZONTAL : RBW:1000.000kHz VBW:3000.000kHz SWT:Auto Freq Level Limit Line Margin Read Level Ant Factor Cable Loss Preamp Factor Aux Factor APos TPos Remark MHz dBuV/m dBuV/m dB dBuV dB/m dB dB dB cm deg 1 5725.10 65.24 68.20 -2.96 59.51 33.75 8.77 36.79 0.00 100 133 PEAK	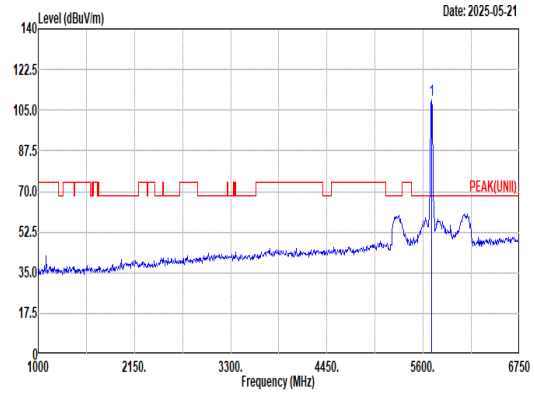 Site : 03CH15-HY Condition: PEAK(UNII) 3m 9120D-02294_240620 HORIZONTAL : RBW:1000.000kHz VBW:3000.000kHz SWT:Auto Freq Level Limit Line Margin Read Level Ant Factor Cable Loss Preamp Factor Aux Factor APos TPos Remark MHz dBuV/m dBuV/m dB dBuV dB/m dB dB dB cm deg 1 5700.00 109.16 ------ ------ 103.51 33.71 8.74 36.80 0.00 100 133 PEAK
Avg	Blank	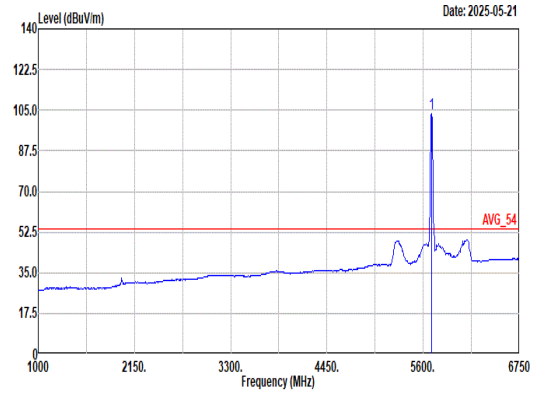 Site : 03CH15-HY Condition: AVG_54 3m 9120D-02294_240620 HORIZONTAL : RBW:1000.000kHz VBW:0.220kHz SWT:Auto Freq Level Limit Line Margin Read Level Ant Factor Cable Loss Preamp Factor Aux Factor APos TPos Remark MHz dBuV/m dBuV/m dB dBuV dB/m dB dB dB cm deg 1 5700.00 103.35 ------ ------ 97.70 33.71 8.74 36.80 0.00 100 133 AVERAGE

Mode	39	
	Band Edge	
	U-NII-2C_5.47-5.725_802.11n HT20_CH140_5700MHz	
ANT	1+2	
Pol.	Vertical	Fundamental
Peak	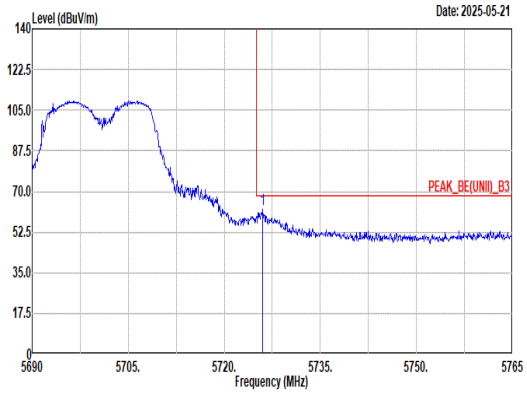 Site : 03CH15-HY Condition: PEAK_BE(UNII)_B3 3m 9120D-02294_240620 VERTICAL : RBW:1000.000kHz VBW:3000.000kHz SWT:Auto Freq Level Limit Line Margin Read Level Ant Factor Cable Loss Preamp Factor Aux Factor APos TPos Remark MHz dBuV/m dBuV/m dB dBuV dB/m dB dB dB cm deg 1 5726.00 62.50 68.20 -5.70 56.77 33.75 8.77 36.79 0.00 318 127 PEAK	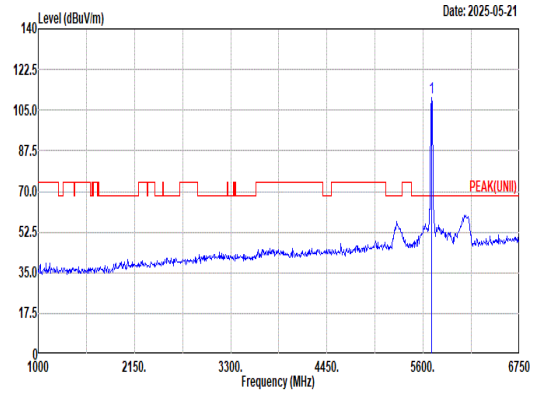 Site : 03CH15-HY Condition: PEAK(UNII) 3m 9120D-02294_240620 VERTICAL : RBW:1000.000kHz VBW:3000.000kHz SWT:Auto Freq Level Limit Line Margin Read Level Ant Factor Cable Loss Preamp Factor Aux Factor APos TPos Remark MHz dBuV/m dBuV/m dB dBuV dB/m dB dB dB cm deg 1 5700.00 110.39 ------ ------ 104.74 33.71 8.74 36.80 0.00 318 127 PEAK
Avg	Blank	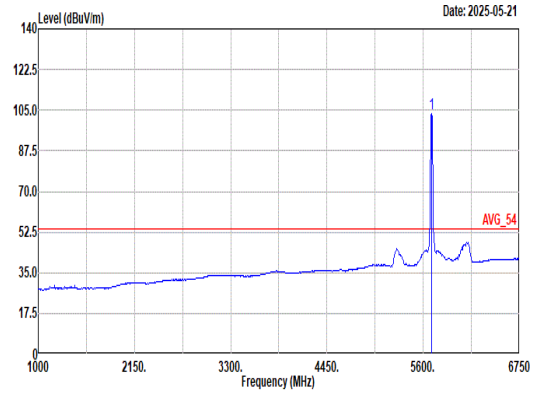 Site : 03CH15-HY Condition: AVG_54 3m 9120D-02294_240620 VERTICAL : RBW:1000.000kHz VBW:0.220kHz SWT:Auto Freq Level Limit Line Margin Read Level Ant Factor Cable Loss Preamp Factor Aux Factor APos TPos Remark MHz dBuV/m dBuV/m dB dBuV dB/m dB dB dB cm deg 1 5700.00 103.49 ------ ------ 97.87 33.68 8.74 36.80 0.00 318 127 AVERAGE

Mode	39	
	Harmonic	
	U-NII-2C_5.47-5.725_802.11n HT20_CH140_5700MHz	
ANT	1+2	
Pol.	Horizontal	Vertical
Peak Avg	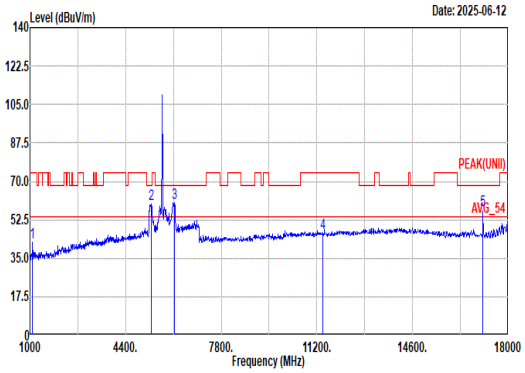 Site : 03CH15-HY Condition: PEAK(UNII) 3m 9120D-02294_240620 HORIZONTAL 1 1096.00 42.22 74.00 -31.78 71.90 25.18 3.84 58.70 0.00 100 130 Peak 2 5314.00 59.45 68.20 -8.75 76.30 32.90 8.54 58.29 0.00 100 131 Peak 3 6124.00 60.25 68.20 -7.95 75.37 34.15 9.13 58.40 0.00 100 132 Peak 4 11400.00 46.46 74.00 -27.54 51.53 39.00 12.53 57.52 0.92 -- -- PEAK 5 17100.00 56.99 68.20 -11.21 61.86 38.10 15.39 59.31 0.95 200 236 PEAK	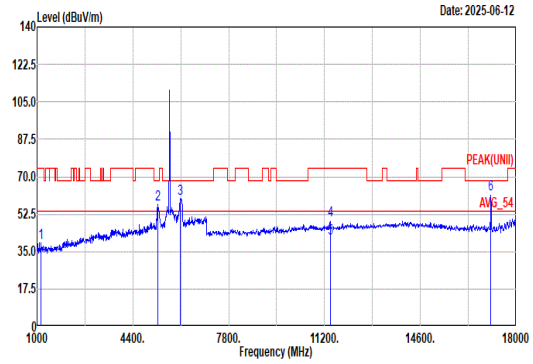 Site : 03CH15-HY Condition: PEAK(UNII) 3m 9120D-02294_240620 VERTICAL 1 1138.00 39.12 74.00 -34.88 68.23 25.66 3.91 58.68 0.00 319 128 Peak 2 5284.00 57.07 68.20 -11.13 73.90 32.93 8.52 58.28 0.00 317 126 Peak 3 6094.00 59.89 68.20 -8.31 75.07 34.10 9.11 58.39 0.00 320 125 Peak 4 11400.00 49.63 74.00 -24.37 54.70 39.00 12.53 57.52 0.92 300 4 PEAK 5 11400.00 41.13 54.00 -12.87 46.20 39.00 12.53 57.52 0.92 300 4 AVERAGE 6 17100.00 61.84 68.20 -6.36 66.71 38.10 15.39 59.31 0.95 205 0 PEAK

Mode	39	
	Harmonic	
	U-NII-2C_5.47-5.725_802.11n HT20_CH140_5700MHz	
ANT	1+2	
Pol.	Horizontal	Vertical
14.47G ~14.5G Avg	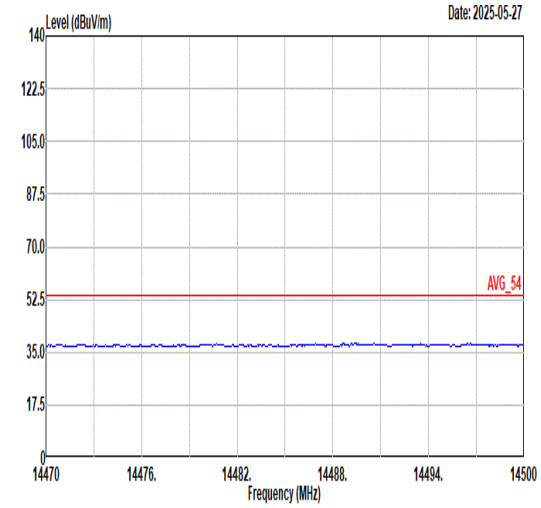 Site : 03CH15-HY Condition: AVG_54 3m 9120D-02294_240620 HORIZONTAL	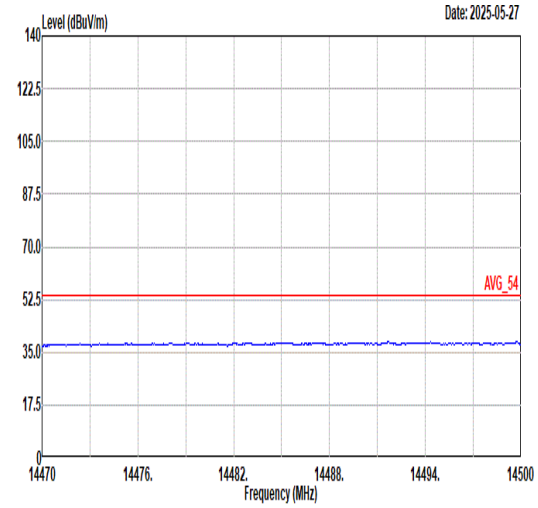 Site : 03CH15-HY Condition: AVG_54 3m 9120D-02294_240620 VERTICAL
17.7G ~18G Avg	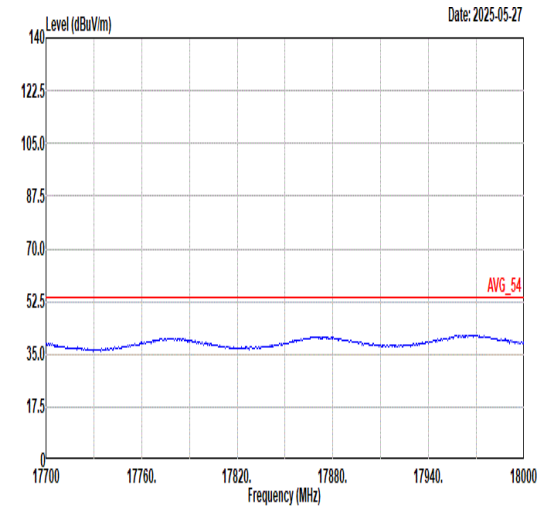 Site : 03CH15-HY Condition: AVG_54 3m 9120D-02294_240620 HORIZONTAL	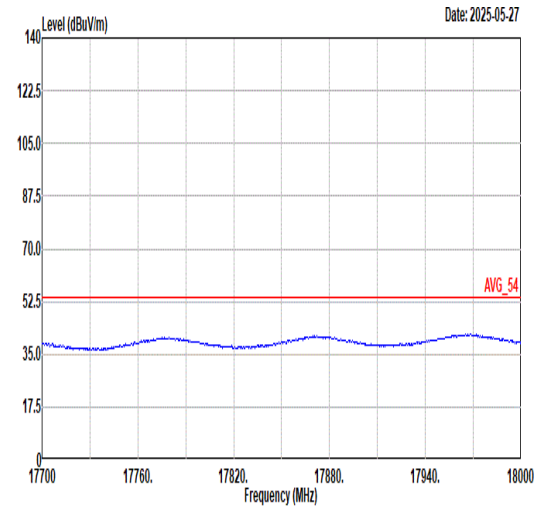 Site : 03CH15-HY Condition: AVG_54 3m 9120D-02294_240620 VERTICAL

Mode	40	
	Band Edge	
	U-NII-2C_5.47-5.725_802.11ax HE20_CH100_Full RU_5500MHz	
ANT	1+2	
Pol.	Horizontal	Fundamental
Peak	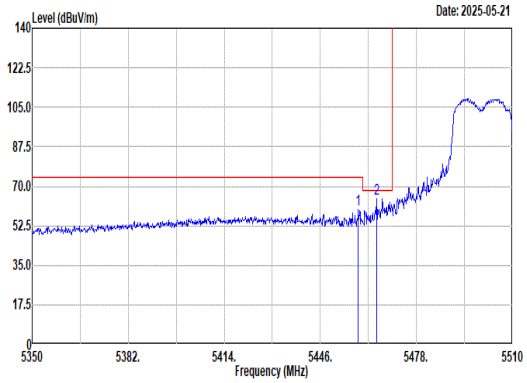 Site : 03CH15-HY Condition: PEAK_BE(UNII)_B3 3m 9120D-02294_240620 HORIZONTAL : RBW:1000.000kHz VBW:3000.000kHz SWT:Auto 1 5458.64 59.57 74.00 -14.43 54.95 32.82 8.62 36.82 0.00 101 131 PEAK 2 5464.88 64.66 68.20 -3.54 60.03 32.83 8.62 36.82 0.00 101 131 PEAK	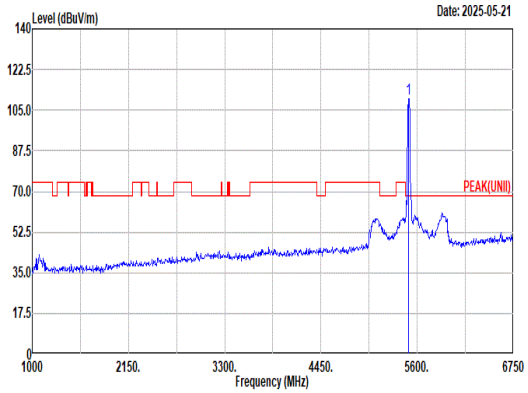 Site : 03CH15-HY Condition: PEAK(UNII) 3m 9120D-02294_240620 HORIZONTAL : RBW:1000.000kHz VBW:3000.000kHz SWT:Auto 1 5500.00 110.09 ------ ------ 105.38 32.91 8.62 36.82 0.00 101 131 PEAK
Avg	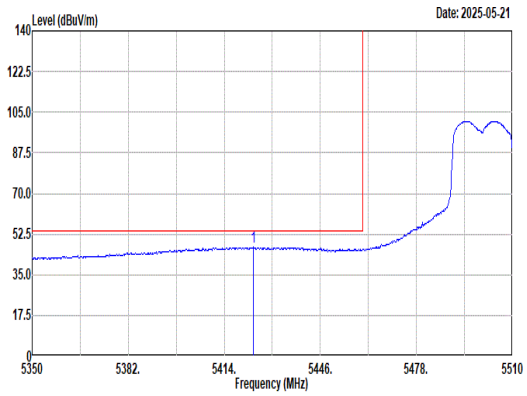 Site : 03CH15-HY Condition: AVG_BE(UNII)_B3 3m 9120D-02294_240620 HORIZONTAL : RBW:1000.000kHz VBW:0.300kHz SWT:Auto 1 5423.76 46.79 54.00 -7.21 42.21 32.80 8.61 36.83 0.00 101 131 AVERAGE	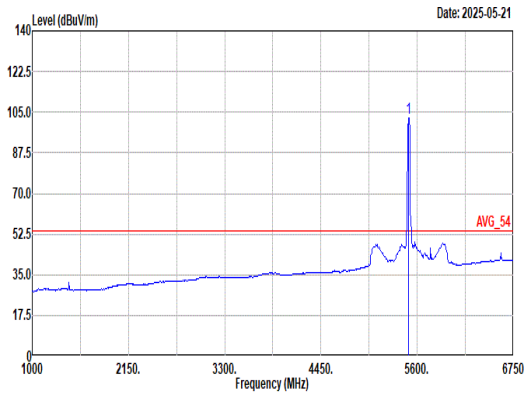 Site : 03CH15-HY Condition: AVG_54 3m 9120D-02294_240620 HORIZONTAL : RBW:1000.000kHz VBW:0.300kHz SWT:Auto 1 5500.00 102.37 ------ ------ 97.66 32.91 8.62 36.82 0.00 101 131 AVERAGE

Mode	40	
	Band Edge	
	U-NII-2C_5.47-5.725_802.11ax HE20_CH100_Full RU_5500MHz	
ANT	1+2	
Pol.	Vertical	Fundamental
Peak	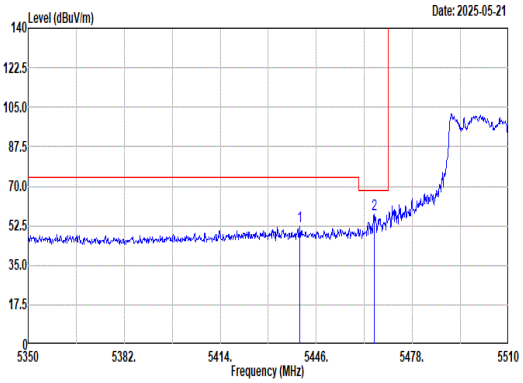 Site : 03CH15-HY Condition: PEAK_BE(UNII)_B3 3m 9120D-02294_240620 VERTICAL : RBW:1000.000kHz VBW:3000.000kHz SWT:Auto Freq Level Limit Line Margin Read Level Ant Factor Cable Loss Preamp Factor Aux Factor APos TPos Remark MHz dBuV/m dBuV/m dB dBuV dB/m dB dB dB cm deg 1 5440.56 52.41 74.00 -21.59 47.82 32.80 8.61 36.82 0.00 400 179 PEAK 2 5465.20 57.76 68.20 -10.44 53.13 32.83 8.62 36.82 0.00 400 179 PEAK	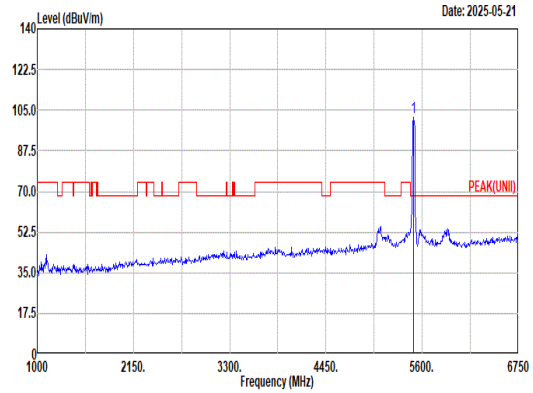 Site : 03CH15-HY Condition: PEAK(UNII) 3m 9120D-02294_240620 VERTICAL : RBW:1000.000kHz VBW:3000.000kHz SWT:Auto Freq Level Limit Line Margin Read Level Ant Factor Cable Loss Preamp Factor Aux Factor APos TPos Remark MHz dBuV/m dBuV/m dB dBuV dB/m dB dB dB cm deg 1 5500.00 101.91 ------ ------ 97.21 32.90 8.62 36.82 0.00 400 179 PEAK
Avg	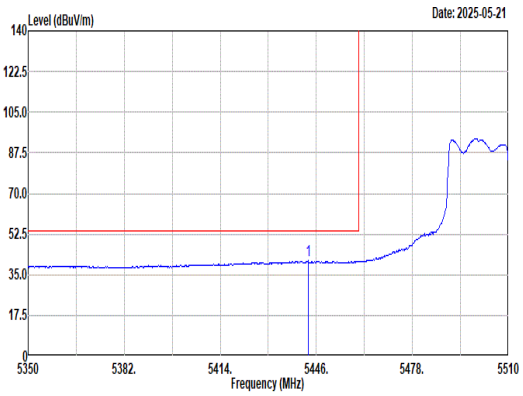 Site : 03CH15-HY Condition: AVG_BE(UNII)_B3 3m 9120D-02294_240620 VERTICAL : RBW:1000.000kHz VBW:0.300kHz SWT:Auto Freq Level Limit Line Margin Read Level Ant Factor Cable Loss Preamp Factor Aux Factor APos TPos Remark MHz dBuV/m dBuV/m dB dBuV dB/m dB dB dB cm deg 1 5443.28 41.01 54.00 -12.99 36.42 32.80 8.61 36.82 0.00 400 179 AVERAGE	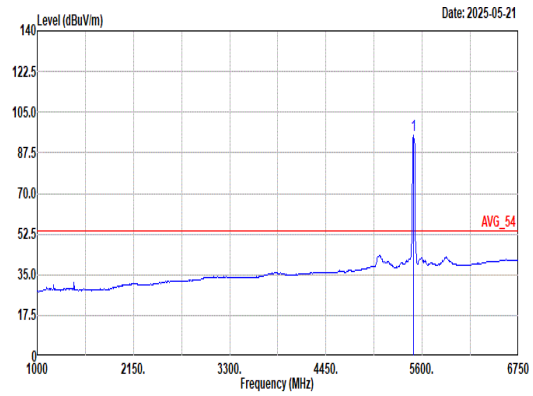 Site : 03CH15-HY Condition: AVG_54 3m 9120D-02294_240620 VERTICAL : RBW:1000.000kHz VBW:0.300kHz SWT:Auto Freq Level Limit Line Margin Read Level Ant Factor Cable Loss Preamp Factor Aux Factor APos TPos Remark MHz dBuV/m dBuV/m dB dBuV dB/m dB dB dB cm deg 1 5500.00 94.96 ------ ------ 90.26 32.90 8.62 36.82 0.00 400 179 AVERAGE

Mode	40	
	Harmonic	
	U-NII-2C_5.47-5.725_802.11ax HE20_CH100_Full RU_5500MHz	
ANT	1+2	
Pol.	Horizontal	Vertical
Peak Avg	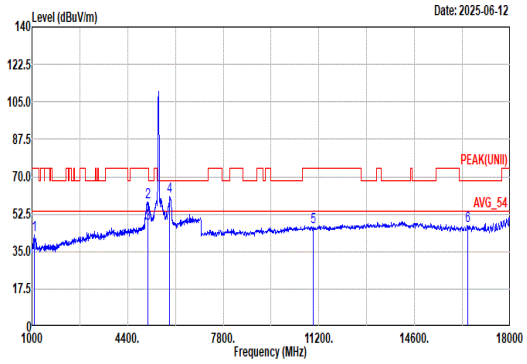 Site : 03CH15-HY Condition: PEAK(UNII) 3m 9120D-02294_240620 HORIZONTAL Freq Level Limit Line Margin Read Level Ant Factor Cable Loss Preamp Factor Aux Factor APos TPos Remark MHz dBuV/m dBuV/m dB dBuV dB/m dB dB dB cm deg 1 1084.00 42.83 74.00 -31.17 72.61 25.10 3.82 58.70 0.00 100 128 Peak 2 5110.00 58.28 74.00 -15.72 75.07 33.04 8.39 58.22 0.00 100 135 Peak 3 5110.00 48.11 54.00 -5.89 64.90 33.04 8.39 58.22 0.00 100 135 Average 4 5896.00 60.62 68.20 -7.58 75.63 34.38 8.96 58.35 0.00 104 122 Peak 5 11000.00 46.33 74.00 -27.67 52.34 38.70 12.28 57.89 0.90 -- -- PEAK 6 16500.00 46.77 68.20 -21.43 50.52 38.30 15.32 58.34 0.97 -- -- PEAK	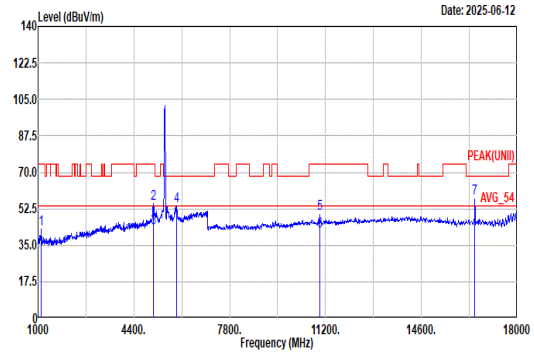 Site : 03CH15-HY Condition: PEAK(UNII) 3m 9120D-02294_240620 VERTICAL Freq Level Limit Line Margin Read Level Ant Factor Cable Loss Preamp Factor Aux Factor APos TPos Remark MHz dBuV/m dBuV/m dB dBuV dB/m dB dB dB cm deg 1 1108.00 42.76 74.00 -31.24 72.29 25.30 3.86 58.69 0.00 400 176 Peak 2 5104.00 55.07 74.00 -18.93 71.89 33.02 8.38 58.22 0.00 400 178 Peak 3 5104.00 43.23 54.00 -10.77 60.05 33.02 8.38 58.22 0.00 400 178 Average 4 5908.00 53.82 68.20 -14.38 68.83 34.37 8.97 58.35 0.00 400 181 Peak 5 11000.00 50.13 74.00 -23.87 56.14 38.70 12.28 57.89 0.90 259 15 PEAK 6 11000.00 41.51 54.00 -12.49 47.52 38.70 12.28 57.89 0.90 259 15 Average 7 16500.00 57.41 68.20 -10.79 61.16 38.30 15.32 58.34 0.97 200 350 PEAK

Mode	40	
	Harmonic	
	U-NII-2C_5.47-5.725_802.11ax HE20_CH100_Full RU_5500MHz	
ANT	1+2	
Pol.	Horizontal	Vertical
14.47G ~14.5G Avg	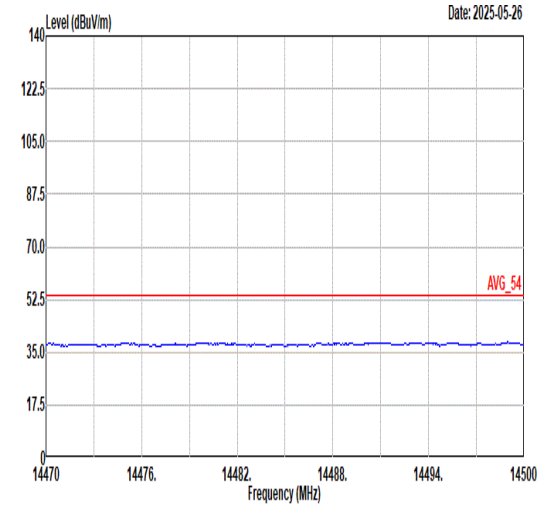 Site : 03CH15-HY Condition: AVG_54 3m 9120D-02294_240620 HORIZONTAL	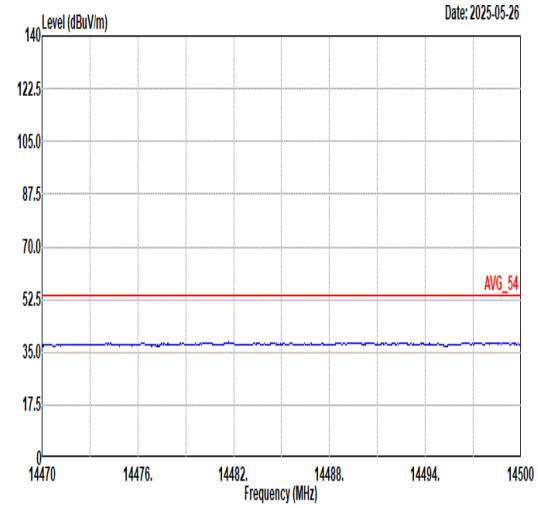 Site : 03CH15-HY Condition: AVG_54 3m 9120D-02294_240620 VERTICAL
17.7G ~18G Avg	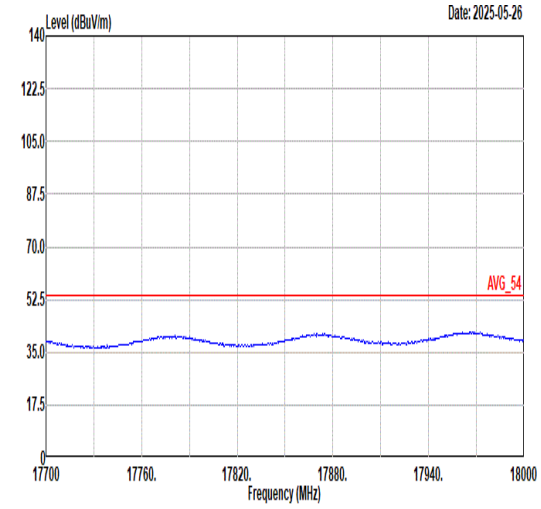 Site : 03CH15-HY Condition: AVG_54 3m 9120D-02294_240620 HORIZONTAL	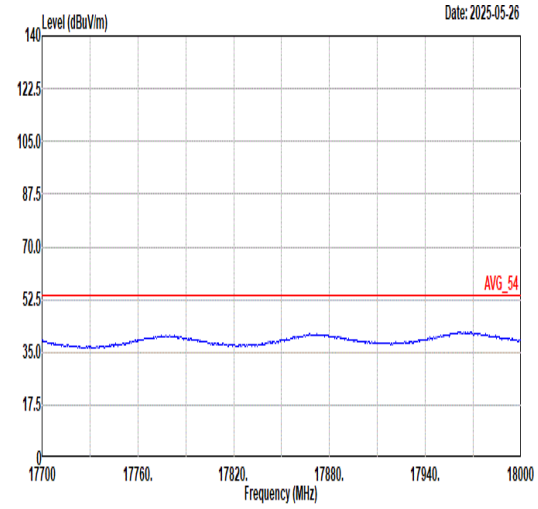 Site : 03CH15-HY Condition: AVG_54 3m 9120D-02294_240620 VERTICAL

Mode	41	
	Band Edge	
	U-NII-2C_5.47-5.725_802.11ax HE20_CH100_Partial_106/53RU _5500MHz	
ANT	1+2	
Pol.	Horizontal	Fundamental
Peak	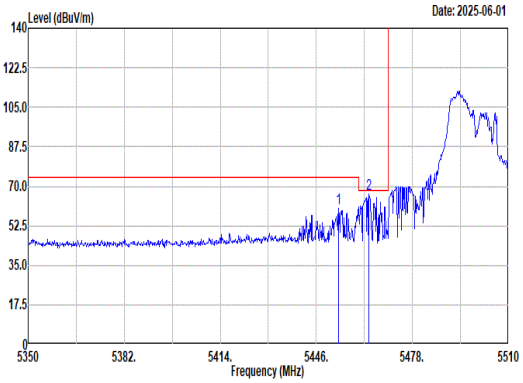 Site : 03CH15-HY Condition: PEAK_BE(UNII)_B3 3m 9120D-02294_240620 HORIZONTAL : RBW:1000.000kHz VBW:3000.000kHz SWT:Auto Freq Level Limit Line Margin Read Level Ant Factor Cable Loss Preamp Factor Aux Factor APos TPos Remark MHz dBuV/m dBuV/m dB dBuV dB/m dB dB dB cm deg 1 5453.52 60.04 74.00 -13.96 55.43 32.81 8.62 36.82 0.00 317 87 PEAK 2 5463.60 66.35 68.20 -1.85 61.72 32.83 8.62 36.82 0.00 317 87 PEAK	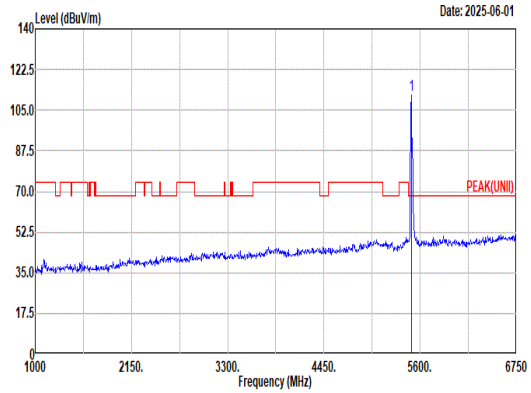 Site : 03CH15-HY Condition: PEAK(UNII) 3m 9120D-02294_240620 HORIZONTAL : RBW:1000.000kHz VBW:3000.000kHz SWT:Auto Freq Level Limit Line Margin Read Level Ant Factor Cable Loss Preamp Factor Aux Factor APos TPos Remark MHz dBuV/m dBuV/m dB dBuV dB/m dB dB dB cm deg 1 5500.00 111.67 ------ ------ 106.98 32.89 8.62 36.82 0.00 317 87 PEAK
Avg	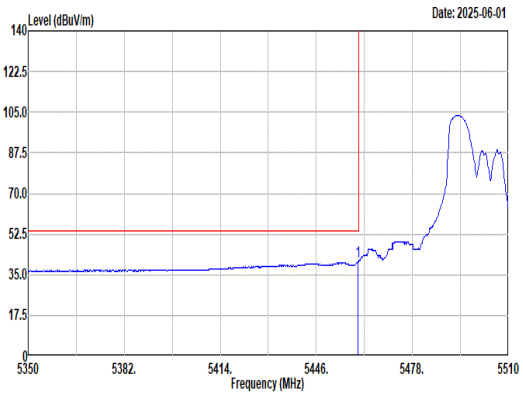 Site : 03CH15-HY Condition: AVG_BE(UNII)_B3 3m 9120D-02294_240620 HORIZONTAL : RBW:1000.000kHz VBW:0.270kHz SWT:Auto Freq Level Limit Line Margin Read Level Ant Factor Cable Loss Preamp Factor Aux Factor APos TPos Remark MHz dBuV/m dBuV/m dB dBuV dB/m dB dB dB cm deg 1 5459.92 40.68 54.00 -13.32 36.06 32.82 8.62 36.82 0.00 317 87 AVERAGE	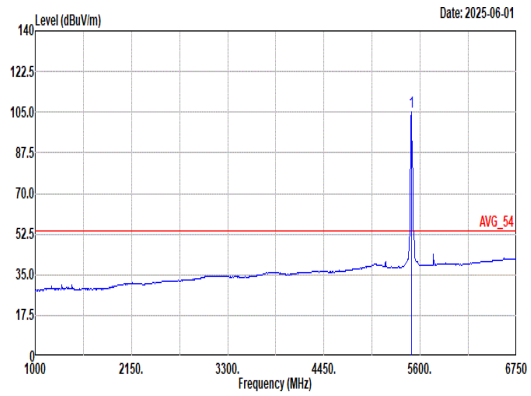 Site : 03CH15-HY Condition: AVG_54 3m 9120D-02294_240620 HORIZONTAL : RBW:1000.000kHz VBW:0.270kHz SWT:Auto Freq Level Limit Line Margin Read Level Ant Factor Cable Loss Preamp Factor Aux Factor APos TPos Remark MHz dBuV/m dBuV/m dB dBuV dB/m dB dB dB cm deg 1 5500.00 104.92 ------ ------ 100.23 32.89 8.62 36.82 0.00 317 87 AVERAGE

Mode	41	
	Band Edge	
	U-NII-2C_5.47-5.725_802.11ax HE20_CH100_Partial_106/53RU _5500MHz	
ANT	1+2	
Pol.	Vertical	Fundamental
Peak	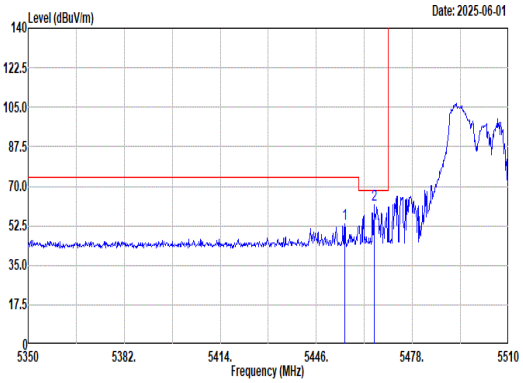 Site : 03CH15-HY Condition: PEAK_BE(UNII)_B3 3m 9120D-02294_240620 VERTICAL : RBW:1000.000kHz VBW:3000.000kHz SWT:Auto Freq Level Limit Line Margin Read Level Ant Factor Cable Loss Preamp Factor Aux Factor APos TPos Remark MHz dBuV/m dBuV/m dB dBuV dB/m dB dB dB cm deg 1 5455.44 53.55 74.00 -20.45 48.94 32.81 8.62 36.82 0.00 283 40 PEAK 2 5465.20 61.65 68.20 -6.55 57.02 32.83 8.62 36.82 0.00 283 40 PEAK	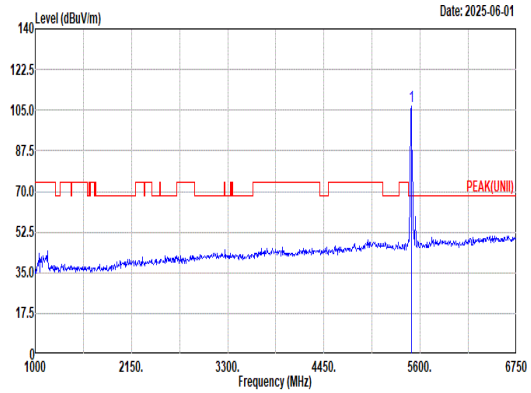 Site : 03CH15-HY Condition: PEAK(UNII) 3m 9120D-02294_240620 VERTICAL : RBW:1000.000kHz VBW:3000.000kHz SWT:Auto Freq Level Limit Line Margin Read Level Ant Factor Cable Loss Preamp Factor Aux Factor APos TPos Remark MHz dBuV/m dBuV/m dB dBuV dB/m dB dB dB cm deg 1 5500.00 106.49 ------ ------ 101.80 32.89 8.62 36.82 0.00 283 40 PEAK
Avg	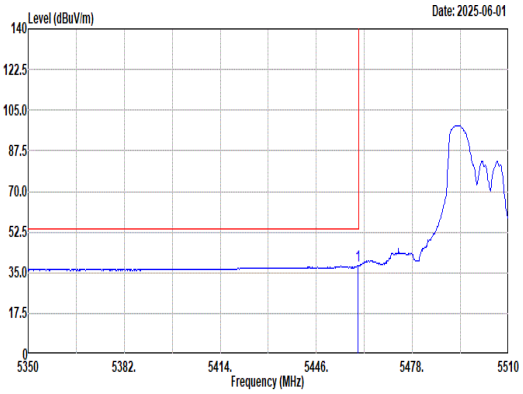 Site : 03CH15-HY Condition: AVG_BE(UNII)_B3 3m 9120D-02294_240620 VERTICAL : RBW:1000.000kHz VBW:0.270kHz SWT:Auto Freq Level Limit Line Margin Read Level Ant Factor Cable Loss Preamp Factor Aux Factor APos TPos Remark MHz dBuV/m dBuV/m dB dBuV dB/m dB dB dB cm deg 1 5459.92 38.04 54.00 -15.96 33.42 32.82 8.62 36.82 0.00 283 40 AVERAGE	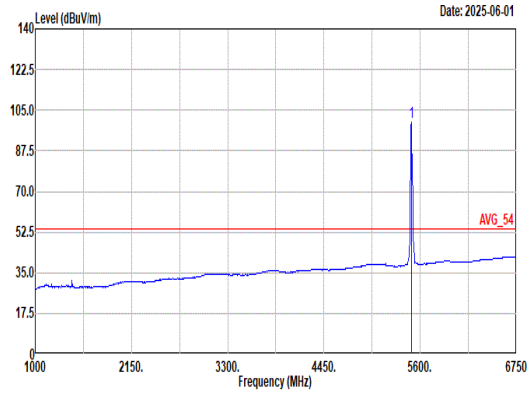 Site : 03CH15-HY Condition: AVG_54 3m 9120D-02294_240620 VERTICAL : RBW:1000.000kHz VBW:0.270kHz SWT:Auto Freq Level Limit Line Margin Read Level Ant Factor Cable Loss Preamp Factor Aux Factor APos TPos Remark MHz dBuV/m dBuV/m dB dBuV dB/m dB dB dB cm deg 1 5500.00 99.68 ------ ------ 94.99 32.89 8.62 36.82 0.00 283 40 AVERAGE

Mode	42	
	Band Edge - L	
	U-NII-2C_5.47-5.725_802.11ax HE20_CH116_Full RU_5580MHz	
ANT	1+2	
Pol.	Horizontal	Fundamental
Peak	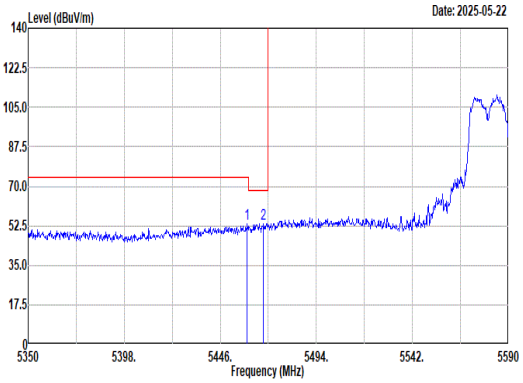 Site : 03CH15-HY Condition: PEAK_BE(UNII)_B3 3m 9120D-02294_240620 HORIZONTAL : RBW:1000.000kHz VBW:3000.000kHz SWT:Auto 1 5459.44 53.12 74.00 -20.88 48.50 32.82 8.62 36.82 0.00 102 91 PEAK 2 5467.60 53.43 68.20 -14.77 48.79 32.84 8.62 36.82 0.00 102 91 PEAK	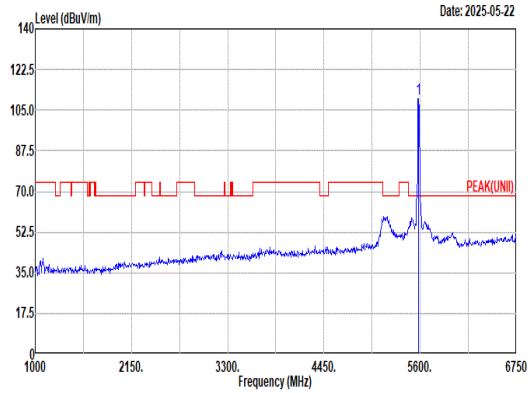 Site : 03CH15-HY Condition: PEAK(UNII) 3m 9120D-02294_240620 HORIZONTAL : RBW:1000.000kHz VBW:3000.000kHz SWT:Auto 1 5580.00 109.87 ------ ------ 105.05 33.00 8.63 36.81 0.00 102 91 PEAK
Avg	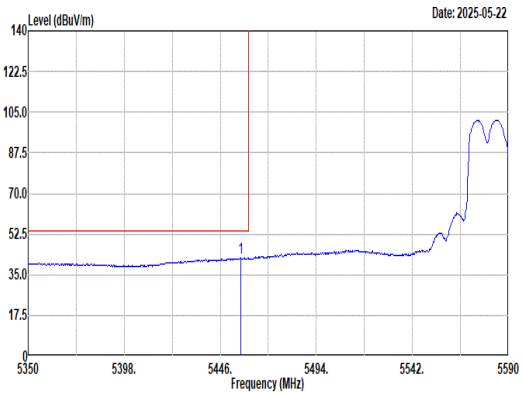 Site : 03CH15-HY Condition: AVG_BE(UNII)_B3 3m 9120D-02294_240620 HORIZONTAL : RBW:1000.000kHz VBW:0.300kHz SWT:Auto 1 5456.32 42.12 54.00 -11.88 37.51 32.81 8.62 36.82 0.00 102 91 AVERAGE	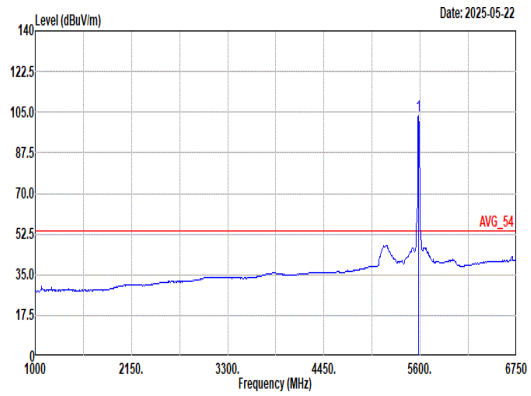 Site : 03CH15-HY Condition: AVG_54 3m 9120D-02294_240620 HORIZONTAL : RBW:1000.000kHz VBW:0.300kHz SWT:Auto 1 5580.00 103.30 ------ ------ 98.48 33.00 8.63 36.81 0.00 102 91 AVERAGE

Mode	42	
	Band Edge - R	
	U-NII-2C_5.47-5.725_802.11ax HE20_CH116_Full RU_5580MHz	
ANT	1+2	
Pol.	Horizontal	Fundamental
Peak	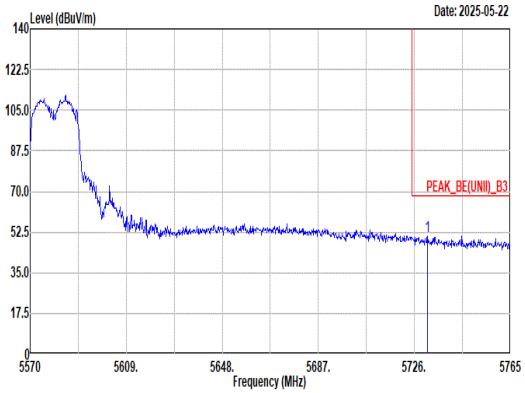 Site : 03CH15-HY Condition: PEAK_BE(UNII)_B3 3m 9120D-02294_240620 HORIZONTAL : RBW:1000.000kHz VBW:3000.000kHz SWT:Auto Limit Read Ant Cable Preamp Aux APos TPos Freq Level Line Margin Level Factor Loss Factor Factor Remark MHz dBuV/m dBuV/m dB dBuV dB/m dB dB dB cm deg 1 5731.27 50.71 68.20 -17.49 44.97 33.76 8.77 36.79 0.00 102 91 PEAK	Blank

Mode	42
	Band Edge - L
	U-NII-2C_5.47-5.725_802.11ax HE20_CH116_Full RU_5580MHz
ANT	1+2

Pol.	Vertical	Fundamental
Peak	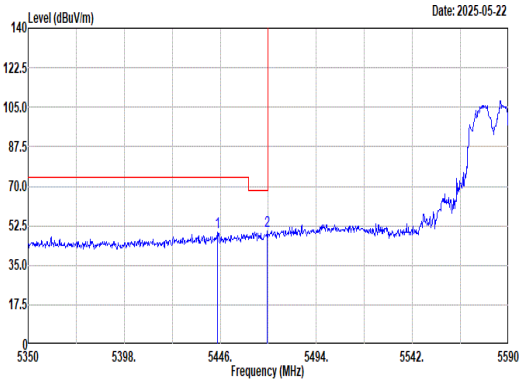 Site : 03CH15-HY Condition: PEAK_BE(UNII)_B3 3m 9120D-02294_240620 VERTICAL : RBW:1000.000kHz VBW:3000.000kHz SWT:Auto Freq Level Limit Line Margin Read Level Ant Factor Cable Loss Preamp Factor Aux Factor APos TPos Remark MHz dBuV/m dBuV/m dB dBuV dB/m dB dB dB cm deg 1 5444.56 49.43 74.00 -24.57 44.84 32.80 8.61 36.82 0.00 300 134 PEAK 2 5469.52 50.01 68.20 -18.19 45.37 32.84 8.62 36.82 0.00 300 134 PEAK	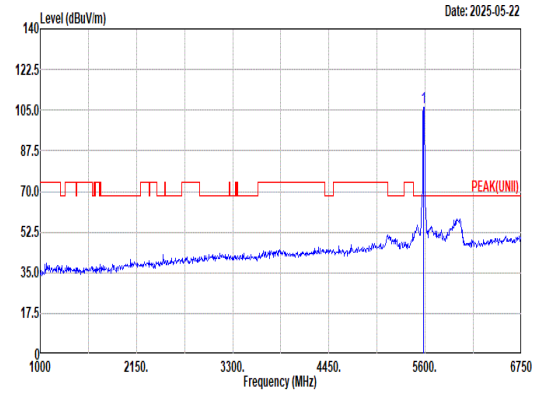 Site : 03CH15-HY Condition: PEAK(UNII) 3m 9120D-02294_240620 VERTICAL : RBW:1000.000kHz VBW:3000.000kHz SWT:Auto Freq Level Limit Line Margin Read Level Ant Factor Cable Loss Preamp Factor Aux Factor APos TPos Remark MHz dBuV/m dBuV/m dB dBuV dB/m dB dB dB cm deg 1 5580.00 106.34 ------ ------ 101.52 33.00 8.63 36.81 0.00 300 134 PEAK
Avg	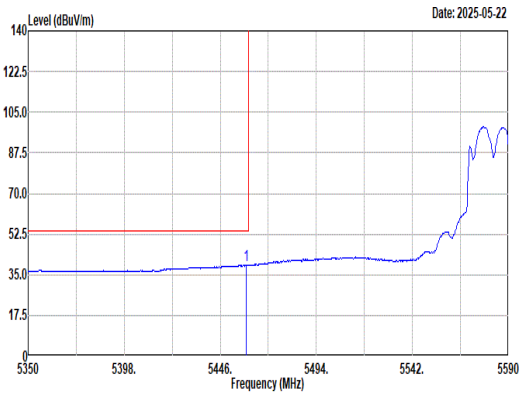 Site : 03CH15-HY Condition: AVG_BE(UNII)_B3 3m 9120D-02294_240620 VERTICAL : RBW:1000.000kHz VBW:0.300kHz SWT:Auto Freq Level Limit Line Margin Read Level Ant Factor Cable Loss Preamp Factor Aux Factor APos TPos Remark MHz dBuV/m dBuV/m dB dBuV dB/m dB dB dB cm deg 1 5458.96 39.22 54.00 -14.78 34.60 32.82 8.62 36.82 0.00 300 134 AVERAGE	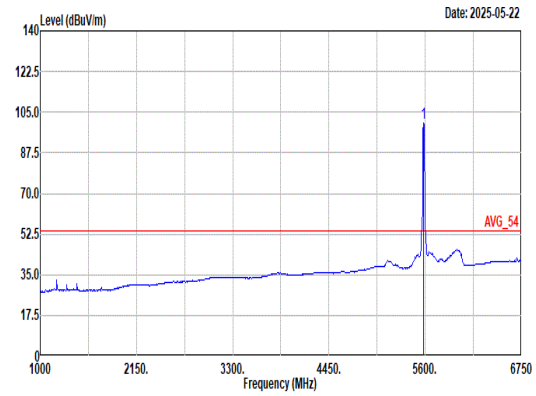 Site : 03CH15-HY Condition: AVG_54 3m 9120D-02294_240620 VERTICAL : RBW:1000.000kHz VBW:0.300kHz SWT:Auto Freq Level Limit Line Margin Read Level Ant Factor Cable Loss Preamp Factor Aux Factor APos TPos Remark MHz dBuV/m dBuV/m dB dBuV dB/m dB dB dB cm deg 1 5580.00 100.31 ------ ------ 95.49 33.00 8.63 36.81 0.00 300 134 AVERAGE

Mode	42	
	Band Edge - R	
	U-NII-2C_5.47-5.725_802.11ax HE20_CH116_Full RU_5580MHz	
ANT	1+2	
Pol.	Vertical	Fundamental
Peak	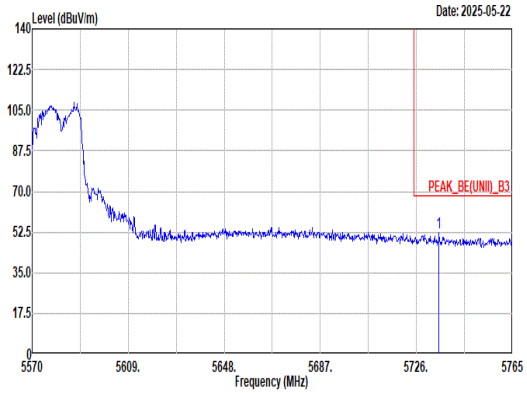 Site : 03CH15-HY Condition: PEAK_BE(UNII)_B3 3m 9120D-02294_240620 VERTICAL : RBW:1000.000kHz VBW:3000.000kHz SWT:Auto Limit Read Ant Cable Preamp Aux APos TPos Freq Level Line Margin Level Factor Loss Factor Factor Remark MHz dBuV/m dBuV/m dB dBuV dB/m dB dB dB cm deg 1 5735.17 52.31 68.20 -15.89 46.55 33.77 8.78 36.79 0.00 300 134 PEAK	Blank

Mode	42	
	Harmonic	
	U-NII-2C_5.47-5.725_802.11ax HE20_CH116_Full RU_5580MHz	
ANT	1+2	
Pol.	Horizontal	Vertical
Peak Avg	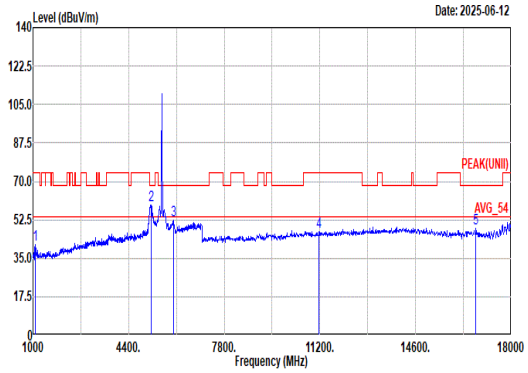 Site : 03CH15-HY Condition: PEAK(UNII) 3m 9120D-02294_240620 HORIZONTAL 1 1090.00 41.47 74.00 -32.53 71.20 25.14 3.83 58.70 0.00 105 92 Peak 2 5206.00 59.35 68.20 -8.85 76.15 33.00 8.45 58.25 0.00 104 90 Peak 3 5992.00 52.14 68.20 -16.06 67.23 34.20 9.06 58.35 0.00 106 95 Peak 4 11160.00 46.90 74.00 -27.10 52.69 38.66 12.38 57.74 0.91 -- -- PEAK 5 16740.00 48.84 68.20 -19.36 53.22 38.16 15.32 58.82 0.96 -- -- PEAK	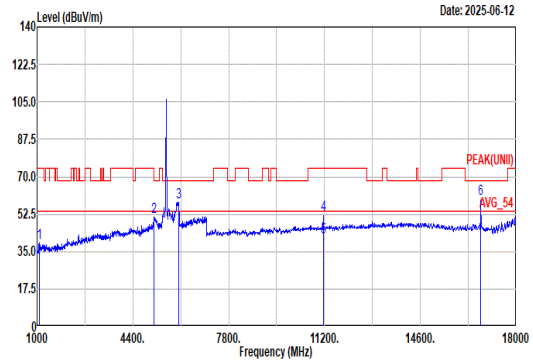 Site : 03CH15-HY Condition: PEAK(UNII) 3m 9120D-02294_240620 VERTICAL 1 1078.00 39.08 74.00 -34.92 68.90 25.07 3.81 58.70 0.00 305 138 Peak 2 5152.00 51.26 68.20 -16.94 67.88 33.19 8.42 58.23 0.00 297 136 Peak 3 6016.00 58.18 68.20 -10.02 73.29 34.17 9.08 58.36 0.00 300 138 Peak 4 11160.00 52.17 74.00 -21.83 57.96 38.66 12.38 57.74 0.91 286 0 PEAK 5 11160.00 41.79 54.00 -12.21 47.58 38.66 12.38 57.74 0.91 286 0 Average 6 16740.00 59.78 68.20 -8.42 64.16 38.16 15.32 58.82 0.96 200 351 PEAK

Mode	42	
	Harmonic	
	U-NII-2C_5.47-5.725_802.11ax HE20_CH116_Full RU_5580MHz	
ANT	1+2	
Pol.	Horizontal	Vertical
14.47G ~14.5G Avg	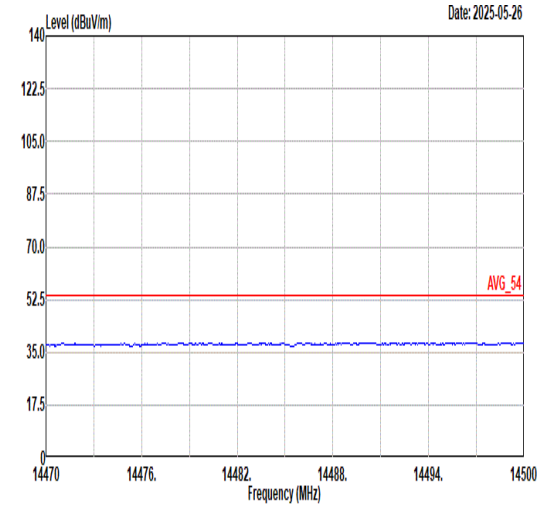 Site : 03CH15-HY Condition: AVG_54 3m 9120D-02294_240620 HORIZONTAL	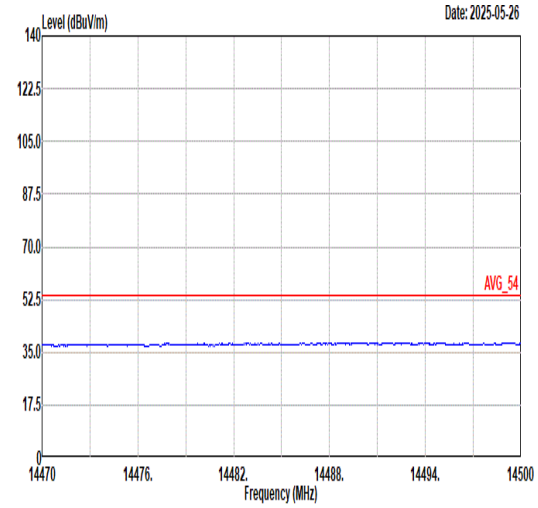 Site : 03CH15-HY Condition: AVG_54 3m 9120D-02294_240620 VERTICAL
17.7G ~18G Avg	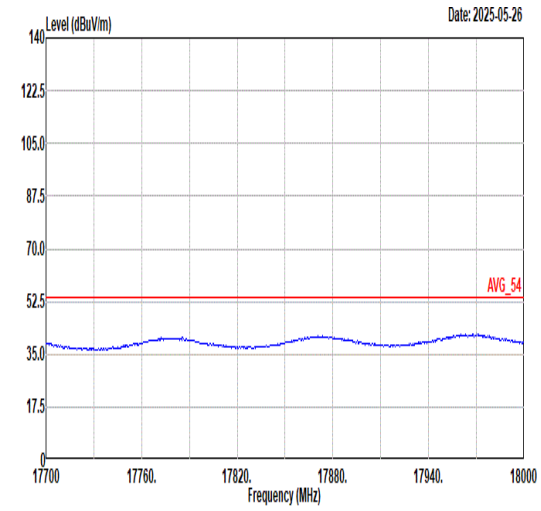 Site : 03CH15-HY Condition: AVG_54 3m 9120D-02294_240620 HORIZONTAL	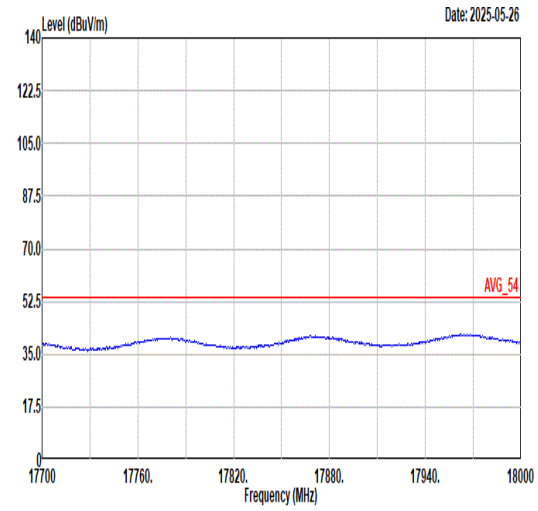 Site : 03CH15-HY Condition: AVG_54 3m 9120D-02294_240620 VERTICAL