

**Appendix D. SAR Test Setup Photos**


**Head Exposure Condition**



**Right Cheek, Test Separation 0 mm**



**Right Tilted, Test Separation 0 mm**



**Left Cheek, Test Separation 0 mm**



**Left Tilted, Test Separation 0 mm**

Hotspot Exposure Condition



Front, Test Separation 10 mm




Back, Test Separation 10 mm




Left Side, Test Separation 10 mm



Right Side, Test Separation 10 mm



Top Side, Test Separation 10 mm



Bottom Side, Test Separation 10 mm

Body-worn Exposure Condition



Front, Test Separation 15 mm



Back, Test Separation 15 mm

Product Specific 10g SAR



Front, Test Separation 0 mm




Back, Test Separation 0 mm



Left Side, Test Separation 0 mm



Right Side, Test Separation 0 mm



Top Side, Test Separation 0 mm



Bottom Side, Test Separation 0 mm


NFC SAR




Front, Test Separation 0 mm




Back, Test Separation 0 mm



Left Side, Test Separation 0 mm



Right Side, Test Separation 0 mm

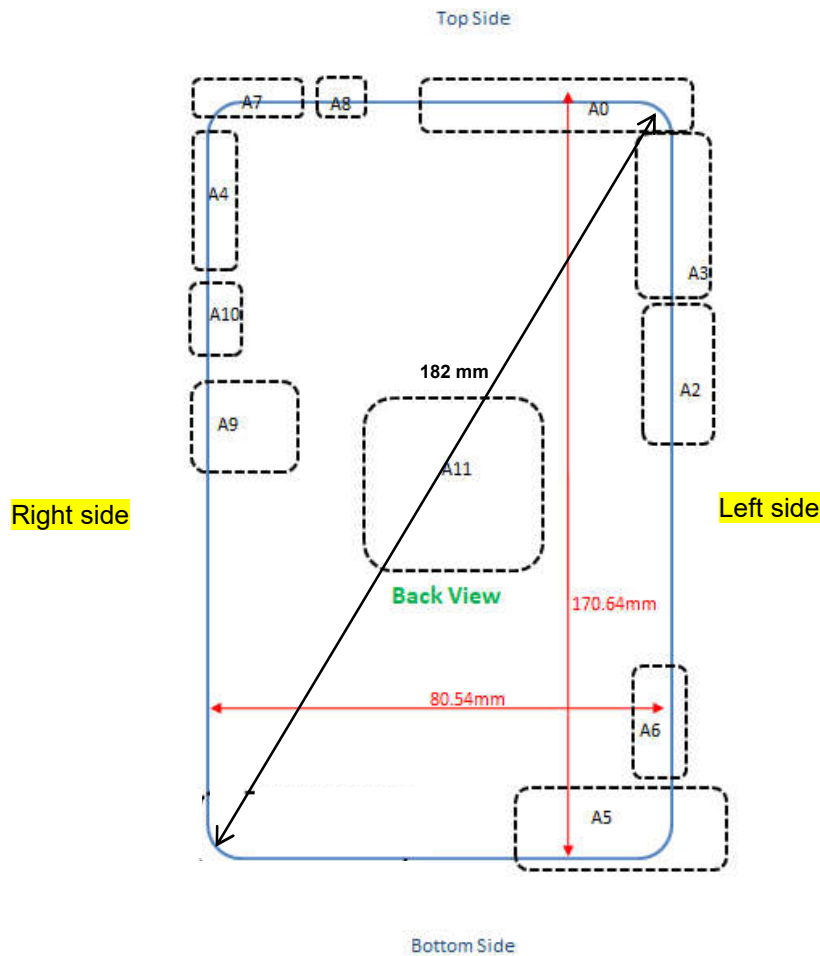


Top Side, Test Separation 0 mm



Bottom Side, Test Separation 0 mm

### Antenna Location



Antenna	Support Band
Antenna 0	UMTS: B5<TX/RX> LTE: B5/12/13/14/17/26/71<TX/RX> 5G NR: n5/12/13/14/26/41/71<TX/RX>
Antenna 2	UMTS: B2/4<TX/RX> LTE: B2/4/25/66<TX/RX> 5G NR: n77/78<TX/RX>
Antenna 3	LTE: B7/30/38/41<TX/RX> 5G NR: n7/30/77/78<TX/RX>
Antenna 4	LTE: B48<TX/RX> 5G NR: n77/78<TX/RX>
Antenna 5	LTE: B2/4/66<TX/RX> 5G NR: n25/66/41<TX/RX>
Antenna 6	5G NR: n41/77/78<TX/RX>
Antenna 7	WLAN 2.4GHz chain 0/Bluetooth <TX/RX>
Antenna 8	WLAN 5GHz/6GHz chain 0<TX/RX>
Antenna 9	WLAN 2.4GHz chain 1 <TX/RX>
Antenna 10	WLAN 5GHz/6GHz chain 1 <TX/RX>
Antenna 11	NFC<TX/RX>



Distance of the Antenna to the EUT surface/edge						
Antennas	Back	Front	Top Side	Bottom Side	Left Side	Right Side
Antenna 0	≤ 25mm	≤ 25mm	≤ 25mm	>25mm	≤ 25mm	>25mm
Antenna 2	≤ 25mm	≤ 25mm	>25mm	>25mm	≤ 25mm	>25mm
Antenna 3	≤ 25mm	≤ 25mm	≤ 25mm	>25mm	≤ 25mm	>25mm
Antenna 4	≤ 25mm	≤ 25mm	≤ 25mm	>25mm	>25mm	≤ 25mm
Antenna 5	≤ 25mm	≤ 25mm	>25mm	≤ 25mm	≤ 25mm	>25mm
Antenna 6	≤ 25mm	≤ 25mm	>25mm	≤ 25mm	≤ 25mm	>25mm
Antenna 7	≤ 25mm	≤ 25mm	≤ 25mm	>25mm	>25mm	≤ 25mm
Antenna 8	≤ 25mm	≤ 25mm	≤ 25mm	>25mm	>25mm	≤ 25mm
Antenna 9	≤ 25mm	≤ 25mm	>25mm	>25mm	>25mm	≤ 25mm
Antenna 10	≤ 25mm	≤ 25mm	>25mm	>25mm	>25mm	≤ 25mm
Antenna 11	≤ 25mm	≤ 25mm	>25mm	>25mm	≤ 25mm	≤ 25mm

Positions for SAR tests; Hotspot mode						
Antennas	Back	Front	Top Side	Bottom Side	Left Side	Right Side
Antenna 0	Yes	Yes	Yes	No	Yes	No
Antenna 2	Yes	Yes	No	No	Yes	No
Antenna 3	Yes	Yes	Yes	No	Yes	No
Antenna 4	Yes	Yes	Yes	No	No	Yes
Antenna 5	Yes	Yes	No	Yes	Yes	No
Antenna 6	Yes	Yes	No	Yes	Yes	No
Antenna 7	Yes	Yes	Yes	No	No	Yes
Antenna 8	Yes	Yes	Yes	No	No	Yes
Antenna 9	Yes	Yes	No	No	No	Yes
Antenna 10	Yes	Yes	No	No	No	Yes
Antenna 11	Yes	Yes	No	No	Yes	Yes

**General Note:**

- Referring to KDB 941225 D06 v02r01, when the overall device length and width are ≥ 9cm\*5cm, the test distance is 10 mm. SAR must be measured for all sides and surfaces with a transmitting antenna located within 25mm from that surface or edge