
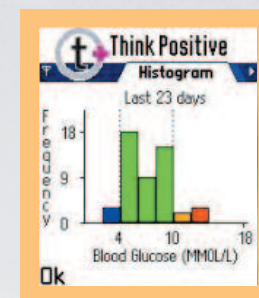



INSTRUCTION MANUAL



The cradle described in this manual and the entire t+ diabetes system are manufactured in accordance with the requirements of ISO 9001:2000 and ISO 13485 by e-San Ltd.

e-San Ltd
Magdalen Centre
Oxford Science Park
Oxford OX4 4GA
United Kingdom



Be free to live your life...

Content

	Page
INTRODUCTION	
• How does the t+ diabetes management system work?	4 - 5
GETTING STARTED	
• Setting up your One Touch Ultra blood glucose meter.	6
• The t+ diabetes Bluetooth cradle	7
• t+ diabetes on your phone	8 - 9
• How to install the software on your phone	10-11
• Selecting t+ diabetes on your phone	12
• Pairing the Bluetooth Cradle and phone	13-14
NORMAL USE OF THE MANAGEMENT SYSTEM	
• Taking and sending a blood glucose reading (Using a paired Bluetooth cradle)	15
• Entering diary information for insulin users	16-17
for NON insulin users	18
• Viewing feedback charts on your phone	19
ADDITIONAL FUNCTIONALITY FROM THE SYSTEM	
• Postal reports	20
• Your t+ diabetes webpage	21
• The repeat prescription service	22
• Problem solver	23
• General and technical information on the t+ diabetes system	24-25
• Quick reference guide to normal daily use of the t+ diabetes system	26

THE THINK POSITIVE DIABETES MANAGEMENT SYSTEM

Thank you for choosing the think positive diabetes management system

Good blood glucose control is the best defence against developing the complications of diabetes, but interpreting your blood glucose results is not always easy.


The **think positive diabetes** management system (**t+ diabetes**) will help you to track your blood glucose levels, providing immediate feedback whenever you send a reading wherever you are. **t+ diabetes** will help you to develop a better understanding of what affects your blood glucose level and how you can control your condition.



How does the management system work?

The **think positive diabetes** management system uses a mobile phone, a **OneTouch® Ultra®** meter and a **BlueTooth®** cradle.

Once you have downloaded a reading from your **OneTouch® Ultra®** meter to your phone the reading and personal diary entries are sent to the secure **t+ server**.



Immediate feedback mechanism

As soon as you send a reading, your phone gives you immediate feedback on your recent readings in the form of a bar chart or a scatter graph.

At the same time your readings will be updated on the **t+ diabetes** server for secure storage along with your previous readings.