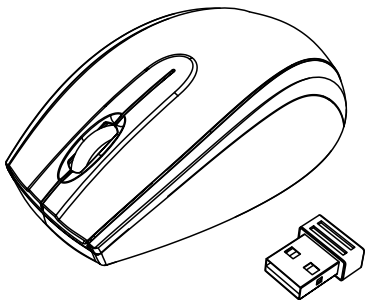


User's Manual



2.4Ghz Mouse

Compatibility:

Windows98/ME/2000/XP/Vista or higher

Specifications

Resolution	Adjustable DPI 800/1600 DPI
Key	3 Key
Rating Voltage	1.5 V
Rating Current	28 mA
Wireless operating channels	64 channel
Wireless Carrier Frequency	2405MHz—2476MHz
Measurements	100X59X25mm

Instructions for initial use

1.Open the battery cover at the mouse bottom to fix one pc of AA alkaline battery ,pay attention to the polarities especially . Refer to Photo 2

2.Open the ON-OFF Switch at the mouse bottom

3.Insert the Micro receiver into USB port, waiting for a few seconds when PC automaticly searching for play&plug device,Mouse will work when the tip

appears in the downright of the screen saying the new device can be used.

4. If blue LED light under the scroll wheel flashes during the working, it indicates that the battery is short of power and the exchange for a new battery is required . Photo 1

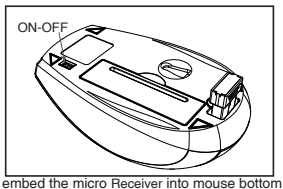
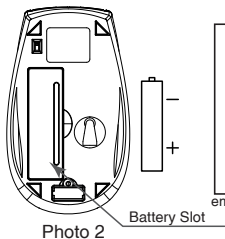
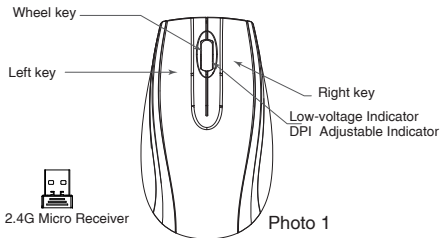


Photo 3

Troubleshooting

Difficulties	Solutions
Mouse has no reaction at all	Please unplug and then plug it again into USB port, if fail to react, please try another USB port or change the PC for the test.
Mouse acts slow suddenly during the course of normal usage	Please check if the LED light under the scroll wheel is still flashing ,if flashing, it implies that the battery is poor and please try to change the battery .
Mouse disconnects during the course of working	Please unplug the receiver and plug it again to USB port ,or take out the battery and refix it after 20 seconds.

Caution :

Changes or modifications not expressly approved by the party responsible for compliance could void the user's authority to operate the equipment.

Compliance statement:

1: This device is verified to comply with Part 15 of the FCC Rules. Operation subject to the following two conditions: (1) this device may not cause harmful interference, and (2) this device must accept any interference received, including interference that may cause undesired operation.

2: This equipment has been tested and found to comply with the limits for a Class B digital device, pursuant to Part 15 of the FCC Rules. These limits are designed to provide reasonable protection against harmful interference in a residential installation. This equipment generates, uses and can radiate radio frequency energy and, if not installed and used in accordance with the instructions, may cause harmful interference to radio communications. However, there is no guarantee that interference will not occur in a particular installation. If this equipment does cause harmful interference to radio or television reception, which can be determined by turning the equipment off and on, the user is encouraged to try to correct the interference by one or more of the following measures:

- Reorient or relocate the receiving antenna.
- Increase the separation between the equipment and receiver.
- Connect the equipment into an outlet on a circuit different from that to which the receiver is connected.
- Consult the dealer or an experienced radio/TV technician for help.