



RF EXPOSURE LAB, LLC

2867 Progress Place, Suite 4D • Escondido, CA 92029 • U.S.A.

TEL (760) 737-3131 • FAX (760) 737-9131

<http://www.rfexposurelab.com>

CERTIFICATE OF COMPLIANCE SAR EVALUATION

Vulcan Portals Inc.
505 Fifth Ave. S
Seattle, WA 98104

Dates of Test: February 21-23, 2007
Test Report Number: SAR.20070201

FCC ID:	UIQE1000
Model(s):	FlipStart Computer Model: E-1001
Test Sample:	Pre-Production Unit same as Production
Serial No.:	6BD01Y
Equipment Type:	Wireless Computer
Classification:	Portable Transmitter Next to Body
TX Frequency Range:	824.7 – 848.31 MHz, 1851.25 – 1908.75 MHz, 2412 – 2462 MHz
Frequency Tolerance:	± 25 ppm
Maximum RF Output:	835 MHz – 25.15 dBm, 1900 MHz – 24.83 dBm 2450 MHz – 14.09 dBm
Signal Modulation:	DSSS, OFDM, CDMA
Antenna Type (Length):	Internal 2450 MHz(Universal Scientific Industrial Co., Ltd P/N 200-0038-01{Main}, 200-0039-01{Aux}), 835/1900 MHz(Located on Mother Board)
Battery:	Std. (Vulcan P/N 200-0026-xx), Ext. (Vulcan P/N 200-0251-xx) Battery Pack
Application Type:	Certification
FCC Rule Parts:	Part 15C, 22, 24

This wireless mobile and/or portable device has been shown to be compliant for localized specific absorption rate (SAR) for uncontrolled environment/general exposure limits specified in ANSI/IEEE Std. C95.1-1999 and had been tested in accordance with the measurement procedures specified in IEEE 1528-2003, OET Bulletin 65 Supp. C, RSS-102 and Safety Code 6 (See test report).

I attest to the accuracy of the data. All measurements were performed by myself or were made under my supervision and are correct to the best of my knowledge and belief. I assume full responsibility for the completeness of these measurements and vouch for the qualifications of all persons taking them.

RF Exposure Lab, LLC certifies that no party to this application has been denied FCC benefits pursuant to Section 5301 of the Anti-Drug Abuse Act of 1988, 21 U.S.C. 853(a).

Jay M. Moulton
Vice President



Certificate # 2387.01

Table of Contents

1.	Introduction	3
	SAR Definition [5].....	3
2.	SAR Measurement Setup	4
	Robotic System	4
	System Hardware	4
	System Description	4
	E-Field Probe ALS-E-020	5
3.	Robot Specifications	7
4.	Probe and Dipole Calibration	8
5.	Phantom & Simulating Tissue Specifications.....	9
	SAM Phantom.....	9
	Brain & Muscle Simulating Mixture Characterization	9
	Device Holder	9
6.	Definition of Reference Points.....	10
	Ear Reference Point.....	10
	Device Reference Points	10
7.	Test Configuration Positions	11
	Positioning for Cheek/Touch [5].....	11
	Positioning for Ear / 15° Tilt [5].....	12
	Body Worn Configurations	13
8.	ANSI/IEEE C95.1 – 1999 RF Exposure Limits [2].....	14
	Uncontrolled Environment.....	14
	Controlled Environment	14
9.	Measurement Uncertainty	15
10.	System Validation	16
	Tissue Verification.....	16
	Test System Verification	16
11.	SAR Test Data Summary	18
	Procedures Used To Establish Test Signal.....	18
	Device Test Condition	18
	SAR Data Summary – 835 MHz Body	21
	SAR Data Summary – 1900 MHz Body	22
	SAR Data Summary – 2450 MHz Body	24
12.	Test Equipment List	25
13.	Conclusion	26
14.	References.....	27
	Appendix A – System Validation Plots and Data	28
	Appendix B – SAR Test Data Plots.....	46
	Appendix C – SAR Test Setup Photos	138
	Appendix D – Probe Calibration Data Sheets.....	158
	Appendix E – Dipole Calibration Data Sheets	189
	Appendix F – Phantom Calibration Data Sheets	223

1. Introduction

This measurement report shows compliance of the Vulcan Portals Inc. Model FlipStart E-1001 FCC ID: UIQE1000 with FCC Part 2, 1093, ET Docket 93-62 Rules for mobile and portable devices. The FCC have adopted the guidelines for evaluating the environmental effects of radio frequency radiation in ET Docket 93-62 on August 6, 1996 to protect the public and workers from the potential hazards of RF emissions due to FCC regulated portable devices. [1], [6]

The test procedures, as described in ANSI C95.1 – 1999 Standard for Safety Levels with Respect to Human Exposure to Radio Frequency Electromagnetic Fields, 3 kHz to 300 GHz [2], ANSI C95.3 – 2002 Recommended Practice for the Measurement of Potentially Hazardous Electromagnetic Fields [3], FCC OET Bulletin 65 Supp. C – 2001 [4], IEEE Std.1528 – 2003 Recommended Practice [5], and Industry Canada Safety Code 6 Limits of Human Exposure to Radiofrequency Electromagnetic Fields in the Frequency Range from 3kHz to 300 GHz were employed.

SAR Definition [5]

Specific Absorption Rate is defined as the time derivative (rate) of the incremental energy (dW) absorbed by (dissipated in) an incremental mass (dm) contained in a volume element (dV) of a given density (ρ).

$$SAR = \frac{d}{dt} \left(\frac{dW}{dm} \right) = \frac{d}{dt} \left(\frac{dW}{\rho dV} \right)$$

SAR is expressed in units of watts per kilogram (W/kg). SAR can be related to the electric field at a point by

$$SAR = \frac{\sigma |E|^2}{\rho}$$

where:

σ = conductivity of the tissue (S/m)

ρ = mass density of the tissue (kg/m³)

E = rms electric field strength (V/m)

2. SAR Measurement Setup

Robotic System

The measurements are conducted utilizing the ALSAS-10-U automated dosimetric assessment system. The ALSAS-10-U is designed and manufactured by April Laboratories in Nepean, Ontario, Canada. The system utilizes a Robcomm 3 robot manufactured by ThermoCRS located in Michigan USA.

System Hardware

The system consists of a six axis articulated arm, controller for precise probe positioning (0.05 mm repeatability), a power supply, a teach pendant for teaching area scans, near field probe, an IBM Pentium 4™ 2.66 GHz PC with Windows XP Pro™, and custom software developed to enable communications between the robot controller software and the host operating system.

An amplifier is located on the articulated arm, which is isolated from the custom designed end effector and robot arm. The end effector provides the mechanical touch detection functionality and probe connection interface. The amplifier is functionally validated within the manufacturer's site and calibrated at NCL Calibration Laboratories. A Data Acquisition Card (DAC) is used to collect the signal as detected by the isotropic e-field probe. The DAC manufacturer calibrates the DAC to NIST standards. A formal validation is executed using all mechanical and electronic components to prove conformity of the measurement platform as a whole.


System Description

The ALSAS-10-U has been designed to measure devices within the compliance environment to meet all recognized standards. The system also conforms to standards, which are currently being developed by the scientific and manufacturing community.

The course scan resolution is defined by the operator and reflects the requirements of the standard to which the device is being tested. Precise measurements are made within the predefined course scan area and the values are logged.

The user predefines the sample rate for which the measurements are made so as to ensure that the full duty-cycle of a pulse modulation device is covered during the sample. The following algorithm is an example of the function used by the system for linearization of the output for the probe.

$$V_i = U_i + U_i^2 \bullet \frac{cf}{dcp_i}$$



The April E-Field probe is evaluated to establish the diode compression point.

A complex algorithm is then used to calculate the values within the measured points down to a resolution of 1mm. The data from this process is then used to provide the co-ordinates from which the cube scan is created for the determination of the 1 g and 10 g averages.

Cube scan averaging consists of a number of complex algorithms, which are used to calculate the one, and ten gram averages. The basis for the cube scan process is centered on the location where the maximum measured SAR value was found. When a secondary peak value is found which is within 60% of the initial peak value, the system will report this back to the operator who can then assess the need for further analysis of both the peak values prior to the one and ten-gram cube scan averaging process. The algorithm consists of 3D cubic Spline, and Lagrange extrapolation to the surface, which form the matrix for calculating the measurement output for the one and ten gram average values. The resolution for the physical scan integral is user defined with a final calculated resolution down to 1mm.

In-depth analysis for the differential of the physical scanning resolution for the cube scan analysis has been carried out, to identify the optimum setting for the probe positioning steps, and this has been determined at 8mm increments on the X, & Y planes. The reduction of the physical step increment increased the time taken for analysis but did not provide a better uncertainty or return on measured values.

The final output from the system provides data for the area scan measurements, physical and splined (1mm resolution) cube scan with physical and calculated values (1mm resolution).

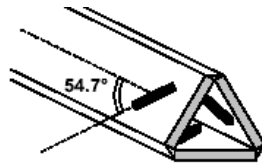
The overall uncertainty for the methodology and algorithms the ALSAS-10-U used during the SAR calculation was evaluated using the data from IEEE 1528 f3 algorithm:

$$f_3(x, y, z) = A \frac{a^2}{\frac{a^2}{4} + x'^2 + y'^2} \left(e^{-\frac{2z}{a}} + \frac{a^2}{2(a + 2z)^2} \right)$$

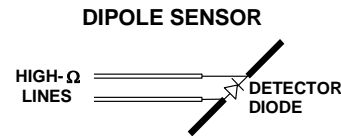
The probe used during the measurement process has been assessed to provide values for diode compression. These values are calculated during the probe calibration exercise and are used in the mathematical calculations for the assessment of SAR.

E-Field Probe ALS-E-020

The E-field probe used by RF Exposure Lab, LLC, has been fully calibrated and assessed for isotropic, and boundary effect. The probe utilizes a triangular sensor arrangement as detailed in the diagram below right.



Δ-BEAM



The SAR is assessed with the probe which moves at a default height of 5mm from the center of the diode, which is mounted to the sensor, to the phantom surface (Z height). The diagram above right shows how the center of the sensor is defined with the location of the diode placed at the center of the dipole. The 5mm default in the Z axis is the optimum height for assessing SAR where the boundary effect is at its least, with the probe located closest to the phantom surface (boundary).

3. Robot Specifications

Specifications

Positioner:	ThermoCRS, Robot Model: Robocomm 3
Repeatability:	0.05 mm
No. of axis:	6

Data Acquisition Card (DAC) System

Cell Controller

Processor:	Pentium 4™
Clock Speed:	2.66 GHz
Operating System:	Windows XP Pro™

Data Converter

Features:	Signal Amplifier, End Effector, DAC
Software:	ALSAS 10-U Software

E-Field Probe

Model:	ALS-E-020
Serial Number:	RFE-217
Construction:	Triangular Core Touch Detection System
Frequency:	10MHz to 6GHz

Phantom

Phantom:	Uniphantom, Right Phantom, Left Phantom
----------	---



4. Probe and Dipole Calibration

See Appendix D and E.

5. Phantom & Simulating Tissue Specifications

SAM Phantom



The Aprel system utilizes three separate phantoms. Each phantom for SAR assessment testing is a low loss dielectric shell, with shape and dimensions derived from the anthropomorphic data of the 90th percentile adult male head dimensions as tabulated by the US Army. The SAM phantom shell is bisected along the mid sagittal plane into right and left halves. The perimeter sidewalls of each phantom half is extended to allow filling with liquid to a depth of 15 cm that is sufficient to minimize reflections from the upper surface [5]. See photos in Appendix C.

Brain & Muscle Simulating Mixture Characterization

The brain and muscle mixtures consist of a glycol based chemical and saline solution. The mixture is calibrated to obtain proper dielectric constant (permittivity) and conductivity of the desired tissue. The head tissue dielectric parameters recommended by the IEEE SCC-34/SC-2 have been incorporated in the following tables. Other head and body tissue parameters that have not been specified in P1528 are derived from the issue dielectric parameters computed from the 4-Cole-Cole equations.

Table 5.1 Typical Composition of Ingredients for Tissue

Ingredients		Simulating Tissue		
		2450 MHz Muscle	835 MHz Muscle	1900 MHz Muscle
Mixing Percentage				
Water		73.20	65.45	69.91
Sugar		0.00	34.31	0.00
Salt		0.04	0.62	0.13
HEC		0.00	0.10	0.00
Bactericide		0.00	0.10	0.00
DGBE		26.70	0.00	29.96
Dielectric Constant	Target	52.70	55.20	53.30
Conductivity (S/m)	Target	1.95	0.97	1.52

Device Holder



In combination with the SAM phantom, the mounting device enables the rotation of the mounted transmitter in spherical coordinates whereby the rotation point is the ear opening. The devices can easily, accurately, and repeatably be positioned according to the FCC specifications. The device holder can be locked at different phantom locations (left head, right head, and uni-phantom).

6. Definition of Reference Points

Ear Reference Point

Figure 6.2 shows the front, back and side views of the SAM Phantom. The point “M” is the reference point for the center of the mouth, “LE” is the left ear reference point (ERP), and “RE” is the right ERP. The ERPs are 15mm posterior to the entrance to the ear canal (EEC) along the B-M line (Back-Mouth), as shown in Figure 6.1. The plane passing through the two ear canals and M is defined as the Reference Plane. The line N-F (Neck-Front) is perpendicular to the reference plane and passing through the RE (or LE) is called the Reference Pivoting Line (see Figure 6.1). Line B-M is perpendicular to the N-F line. Both N-F and B-M lines are marked on the external phantom shell to facilitate handset positioning [5].

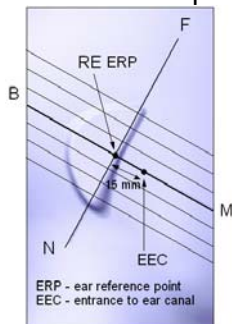


Figure 6.1 Close-up side view of ERP's



Figure 6.2 Front, back and side view of SAM

Device Reference Points

Two imaginary lines on the device need to be established: the vertical centerline and the horizontal line. The test device is placed in a normal operating position with the “test device reference point” located along the “vertical centerline” on the front of the device aligned to the “ear reference point” (See Fig. 6.3). The “test device reference point” is then located at the same level as the center of the ear reference point. The test device is positioned so that the “vertical centerline” is bisecting the front surface of the device at it's top and bottom edges, positioning the “ear reference point” on the outer surface of both the left and right head phantoms on the ear reference point [5].

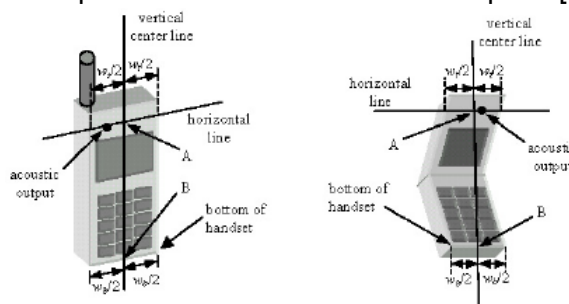


Figure 6.3 Handset Vertical Center & Horizontal Line Reference Points

7. Test Configuration Positions

Positioning for Cheek/Touch [5]

1. Position the device close to the surface of the phantom such that point A is on the (virtual) extension of the line passing through points RE and LE on the phantom (see Figure 7.1), such that the plane defined by the vertical center line and the horizontal line of the device is approximately parallel to the sagittal plane of the phantom.

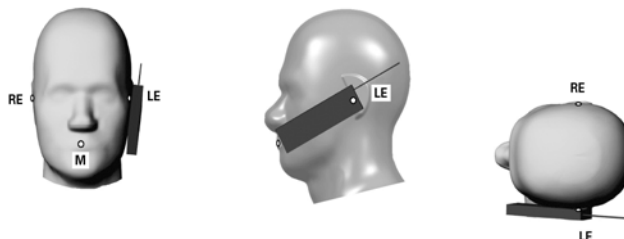


Figure 7.1 Front, Side and Top View of Cheek/Touch Position

2. Translate the device towards the phantom along the line passing through RE and LE until the device touches the ear.
3. While maintaining the device in this plane, rotate it around the LE-RE line until the vertical centerline is in the plane normal to MB-NF including the line MB (called the reference plane).
4. Rotate the device around the vertical centerline until the device (horizontal line) is symmetrical with respect to the line NF.
5. While maintaining the vertical centerline in the reference plane, keeping point A on the line passing through RE and LE and maintaining the device contact with the ear, rotate the device about the line NF until any point on the device is in contact with a phantom point below the ear (cheek). See Figure 7.2.

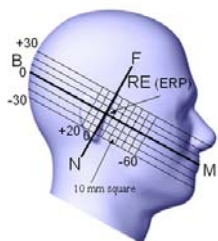


Figure 7.2 Side view w/ relevant markings

Positioning for Ear / 15° Tilt [5]

With the test device aligned in the Cheek/Touch Position”:

1. While maintaining the orientation of the device, retract the device parallel to the reference plane far enough to enable a rotation of the device by 15 degrees.
2. Rotate the device around the horizontal line by 15 degrees.
3. While maintaining the orientation of the device, move the device parallel to the reference plane until any part of the device touches the head. (In this position, point A is located on the line RE-LE). The tilted position is obtained when the contact is on the pinna. If the contact is at any location other than the pinna, the angle of the device shall be reduced. The tilted position is obtained when any part of the device is in contact with the ear as well as a second part of the device is in contact with the head (see Figure 7.3).

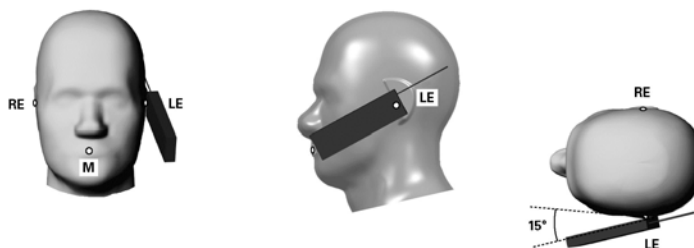


Figure 7.3 Front, Side and Top View of Ear/15° Tilt Position

Body Worn Configurations

Body-worn operating configurations are tested with the accessories attached to the device and positioned against a flat phantom in a normal use configuration. A device with a headset output is tested with a headset connected to the device. Body dielectric parameters are used.

Accessories for Body-worn operation configurations are divided into two categories: those that do not contain metallic components and those that do contain metallic components. When multiple accessories that do not contain metallic components are supplied with the device, the device is tested with only the accessory that dictates the closest spacing to the body. Then, when multiple accessories that contain metallic components are supplied with the device, the device is tested with each accessory that contains a unique metallic component. If multiple accessories share an identical metallic component (i.e. the same metallic belt-clip used with different holsters with no other metallic components) only the accessory that dictates the closest spacing to the body is tested.

Body-worn accessories may not always be supplied or available as options for some devices intended to be authorized for body-worn use. In this case, a test configuration where a separation distance between the back of the device and the flat phantom is used. All test position spacings are documented.

Transmitters that are designed to operate in front of a person's face, as in push-to-talk configurations, are tested for SAR compliance with the front of the device positioned to face the flat phantom. For devices that are carried next to the body such as a shoulder, waist or chest-worn transmitters, SAR compliance is tested with the accessory(ies), including headsets and microphones, attached to the device and positioned against a flat phantom in a normal use configuration.

In all cases SAR measurements are performed to investigate the worst-case positioning. Worst-case positioning is then documented and used to perform Body SAR testing.

In order for users to be aware of the body-worn operating requirements for meeting RF exposure compliance, operating instructions and cautions statements are included in the user's manual.

8. ANSI/IEEE C95.1 – 1999 RF Exposure Limits [2]

Uncontrolled Environment

Uncontrolled Environments are defined as locations where there is the exposure of individuals who have no knowledge or control of their exposure. The general population/uncontrolled exposure limits are applicable to situations in which the general public may be exposed or in which persons who are exposed as a consequence of their employment may not be made fully aware of the potential for exposure or cannot exercise control over their exposure. Members of the general public would come under this category when exposure is not employment-related; for example, in the case of a wireless transmitter that exposes persons in its vicinity.

Controlled Environment

Controlled Environments are defined as locations where there is exposure that may be incurred by persons who are aware of the potential for exposure, (i.e. as a result of employment or occupation). In general, occupational/controlled exposure limits are applicable to situations in which persons are exposed as a consequence of their employment, who have been made fully aware of the potential for exposure and can exercise control over their exposure. This exposure category is also applicable when the exposure is of a transient nature due to incidental passage through a location where the exposure levels may be higher than the general population/uncontrolled limits, but the exposed person is fully aware of the potential for exposure and can exercise control over his or her exposure by leaving the area or by some other appropriate means.

Table 8.1 Human Exposure Limits

	UNCONTROLLED ENVIRONMENT General Population (W/kg) or (mW/g)	CONTROLLED ENVIROMENT Professional Population (W/kg) or (mW/g)
SPATIAL PEAK SAR ¹ Brain	1.60	8.00
SPATIAL AVERAGE SAR ² Whole Body	0.08	0.40
SPATIAL PEAK SAR ³ Hands, Feet, Ankles, Wrists	4.00	20.00

¹ The Spatial Peak value of the SAR averaged over any 1 gram of tissue (defined as a tissue volume in the shape of a cube) and over the appropriate averaging time.

² The Spatial Average value of the SAR averaged over the whole body.

³ The Spatial Peak value of the SAR averaged over any 10 grams of tissue (defined as a tissue volume in the shape of a cube) and over the appropriate averaging time.

9. Measurement Uncertainty

Exposure Assessment Measurement Uncertainty

Source of Uncertainty	Tolerance Value	Probability Distribution	Divisor	c_i (1-g)	c_i (10-g)	Standard Uncertainty (1-g) %	Standard Uncertainty (10-g) %
Measurement System							
Probe Calibration	3.5	normal	1	1	1	3.5	3.5
Axial Isotropy	3.7	rectangular	•3	$(1-cp)^{1/2}$	$(1-cp)^{1/2}$	1.5	1.5
Hemispherical Isotropy	10.9	rectangular	•3	•cp	•cp	4.4	4.4
Boundary Effect	1.0	rectangular	•3	1	1	0.6	0.6
Linearity	4.7	rectangular	•3	1	1	2.7	2.7
Detection Limit	1.0	rectangular	•3	1	1	0.6	0.6
Readout Electronics	1.0	normal	1	1	1	1.0	1.0
Response Time	0.8	rectangular	•3	1	1	0.5	0.5
Integration Time	1.7	rectangular	•3	1	1	1.0	1.0
RF Ambient Condition	3.0	rectangular	•3	1	1	1.7	1.7
Probe Positioner Mech.	0.4	rectangular	•3	1	1	0.2	0.2
Restriction							
Probe Positioning with respect to Phantom Shell	2.9	rectangular	•3	1	1	1.7	1.7
Extrapolation and Integration	3.7	rectangular	•3	1	1	2.1	2.1
Test Sample Positioning	4.0	normal	1	1	1	4.0	4.0
Device Holder Uncertainty	2.0	normal	1	1	1	2.0	2.0
Drift of Output Power	4.2	rectangular	•3	1	1	2.4	2.4
Phantom and Setup							
Phantom Uncertainty(shape & thickness tolerance)	3.4	rectangular	•3	1	1	2.0	2.0
Liquid Conductivity(target)	5.0	rectangular	•3	0.7	0.5	2.0	1.4
Liquid Conductivity(meas.)	0.5	normal	1	0.7	0.5	0.4	0.3
Liquid Permittivity(target)	5.0	rectangular	•3	0.6	0.5	1.7	1.4
Liquid Permittivity(meas.)	1.0	normal	1	0.6	0.5	0.6	0.5
Combined Uncertainty		RSS				9.6	9.4
Combined Uncertainty (coverage factor=2)		Normal (k=2)				19.1	18.8

10. System Validation

Tissue Verification

Table 10.1 Measured Tissue Parameters

		835 MHz Body		835 MHz Body		1900 MHz Body	
Date(s)		Feb. 21, 2007		Feb. 22, 2007		Feb. 22, 2007	
Liquid Temperature (°C)	20.0	Target	Measured	Target	Measured	Target	Measured
Dielectric Constant: ϵ		55.20	55.21	55.20	56.88	53.30	52.30
Conductivity: σ		0.970	0.950	0.970	0.990	1.520	1.530

		1900 MHz Body		2450 MHz Body	
Date(s)		Feb. 23, 2007		Feb. 23, 2007	
Liquid Temperature (°C)	20.0	Target	Measured	Target	Measured
Dielectric Constant: ϵ		53.30	52.84	52.70	51.64
Conductivity: σ		1.520	1.420	1.950	1.990

See Appendix A for data printout.

Test System Verification

Prior to assessment, the system is verified to the $\pm 10\%$ of the specifications at the specific frequency by using the system kit. Power is extrapolated to 1 watt. (Graphic Plots Attached)

Table 10.2 System Dipole Validation Target & Measured

	Test Frequency	Targeted SAR _{1g} (W/kg)	Measure SAR _{1g} (W/kg)	Deviation (%)
21-Feb-2007	835 MHz	9.5	9.208	- 3.07
22-Feb-2007	835 MHz	9.5	8.700	- 8.42
22-Feb-2007	1900 MHz	39.7	38.55	- 2.90
23-Feb-2007	1900 MHz	39.7	36.96	- 6.90
23-Feb-2007	2450 MHz	52.4	54.66	+ 4.31

See Appendix A for data plots.

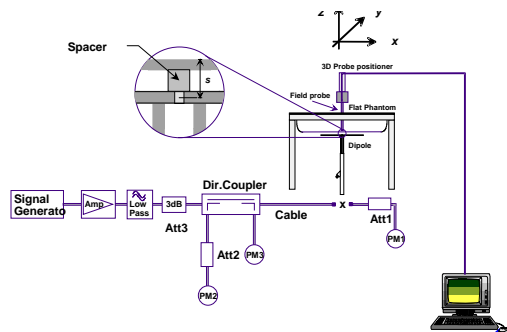


Figure 10.1 Dipole Validation Test Setup

11. SAR Test Data Summary

See Measurement Result Data Pages

See Appendix B for SAR Test Data Plots.
See Appendix C for SAR Test Setup Photos.

Procedures Used To Establish Test Signal

The device was placed into simulated transmit mode using the manufacturer's test codes. Such test signals offer a consistent means for testing SAR and are recommended for evaluating SAR. When test modes are not available or inappropriate for testing a device, the actual transmission is activated through a base station simulator or similar equipment. See data pages for actual procedure used in measurement.

Device Test Condition

The device is battery operated. Each SAR measurement was taken with a fully charged battery. In order to verify that the device was tested at full power, conducted output power measurements were performed before and after each SAR measurement to confirm the output power unless otherwise noted. If a conducted power deviation of more than 5% occurred, the test was repeated.

The unit was required to be disassembled to measure the conducted power. To insure that the integrity of the device was not compromised, the power measurements were conducted at the completion of all testing.

The following are the FCC SAR Measurement Procedures for 3G devices issued June 2006. The default test configuration is to measure SAR in EvDO with an established radio link between the DUT and a communication test set. SAR in RC3 and RC1 are selectively confirmed according to output power and exposure conditions.

Maximum output power is verified on the High, Middle and Low channels according to procedures in section 3.1.2.3.4 of 3GPP@ C.S0033-0/TIA-866 for Rev. 0 and section 4.3.4 of 3GPP2 C.S0033-A for Rev. A. The equivalent test configurations should be established under FTM when air link and/or call processing is not supported by the communication test set. For Rev. A, maximum output power for both Subtype 0/1 and Subtype 2 Physical Layer configurations should be measured. The device operating configuration under TAP/ETAP and FTM should be documented in the test report; including power control, code channel and RF channel output power levels.

SAR is measured using FTAP/RTAP and FETAP/RETAP respectively for Rev. 0 and Rev. A devices. The AT is tested with the Reverse Data Channel rate of 153.6 kbps in Subtype 0/1 Physical Layer configurations; and a Reverse Data Channel payload size of 4096 bits and Termination Target of 16 slots in Subtype 2 Physical Layer configurations. Both FTAP and FETAP are configured with a Forward Traffic Channel data rate corresponding to the 2-slot version of 307.2 kbps with the ACK Channel transmitting in all slots. These same test configurations should be used in FTM when call processing is

not supported by the communication test set. AT power control should be All Bits Up conditions for both TAP/ETAP and FTM modes.

Body SAR is measured using Subtype 0/1 Physical Layer configurations for Rev. 0. SAR for Subtype 2 Physical layer configurations is not required for Rev. A when the maximum average output of each RF channel is less than that measured in Subtype 0/1 Physical layer configurations. Otherwise, SAR is measured on the maximum output channel for Rev. A using the exposure configuration that results in the highest SAR for that RF channel in Rev. 0.

For Ev-Do devices that also support 1x RTT voice and/or data operations, SAR is not required for 1x RTT when the maximum average output of each channel is less than $\frac{1}{4}$ dB higher than that measured in Subtype 0/1 Physical Layer configurations for Rev. 0. Otherwise, the 'Body SAR Measurements' procedures in the 'CDMA-2000 1x Handsets' section should be applied.

Band	Channel	1x EvDo		CDMA2000	SO2	SO55	TDSO SO32
		Subtype 0/1	Subtype 2				
CDMA 800	1013	25.10	25.01	RC1	25.11	25.13	25.09
				RC3	25.09	25.16	25.14
	384	25.14	24.99	RC1	25.07	25.20	25.19
				RC3	25.13	25.14	25.21
	777	25.12	25.02	RC1	25.19	25.16	25.17
				RC3	25.08	25.19	25.11
Band	Channel	1x EvDo		CDMA2000	SO2	SO55	TDSO SO32
		Subtype 0/1	Subtype 2				
CDMA 1900	25	24.84	24.79	RC1	24.80	24.80	24.77
				RC3	24.89	24.94	24.89
	600	24.80	24.71	RC1	24.91	24.81	24.91
				RC3	24.98	24.77	24.77
	1175	24.85	24.69	RC1	24.91	25.00	24.85
				RC3	24.88	24.99	24.81

SAR Data Summary – 835 MHz Body

MEASUREMENT RESULTS									
Antenna		EUT Position	Frequency		Modulation	Begin / End Power		SAR (W/kg)	
			MHz	Ch.		(dBm)	Battery		
Main		LCD Screen 180°	824.07	1013	CDMA	25.11	25.08	Standard	0.603
		LCD Screen 180°	836.52	384	CDMA	25.15	25.11	Standard	0.827
		LCD Screen 180°	848.31	777	CDMA	25.10	25.06	Standard	0.580
	W/BT	LCD Screen 180°	836.52	384	CDMA	25.14	25.08	Standard	0.747
		LCD Screen 180°	824.07	1013	CDMA	25.09	25.02	Extended	0.446
		LCD Screen 180°	836.52	384	CDMA	25.08	25.04	Extended	0.450
		LCD Screen 180°	848.31	777	CDMA	25.05	25.00	Extended	0.384
	W/BT	LCD Screen 180°	836.52	384	CDMA	25.06	25.01	Extended	0.481
Aux		LCD Screen 180°	824.07	1013	CDMA	25.01	24.97	Standard	0.555
		LCD Screen 180°	836.52	384	CDMA	25.02	25.00	Standard	0.551
		LCD Screen 180°	848.31	777	CDMA	25.07	25.03	Standard	0.436
	W/BT	LCD Screen 180°	824.07	1013	CDMA	24.98	24.95	Standard	0.513
		LCD Screen 180°	824.07	1013	CDMA	25.03	24.99	Extended	0.407
		LCD Screen 180°	836.52	384	CDMA	25.09	25.01	Extended	0.412
		LCD Screen 180°	848.31	777	CDMA	25.12	25.07	Extended	0.348
	W/BT	LCD Screen 180°	836.52	384	CDMA	25.10	25.05	Extended	0.542
						Muscle 1.6 W/kg (mW/g) <small>averaged over 1 gram</small>			

1. Battery is fully charged for all tests.

Power Measured

☒ Conducted

☐ ERP

☐ EIRP

2. SAR Measurement

Phantom Configuration

☐ Left Head

☒ Uniphantom

☐ Right Head

SAR Configuration

☐ Head

☒ Body

3. Test Signal Call Mode

☐ Test Code

☒ Base Station Simulator

4. Test Configuration

☐ With Belt Clip

☐ Without Belt Clip

☒ N/A



Jay M. Moulton
Vice President

SAR Data Summary – 1900 MHz Body

MEASUREMENT RESULTS

Antenna		EUT Position	Frequency		Modulation	Begin / End Power			SAR (W/kg)
			MHz	Ch.		(dBm)		Battery	
Main		LCD Screen 180°	1851.25	25	CDMA	24.75	24.70	Standard	1.145
		LCD Screen 180°	1880.00	600	CDMA	24.79	24.72	Standard	0.981
		LCD Screen 180°	1908.75	1175	CDMA	24.83	24.80	Standard	0.896
	W/BT	LCD Screen 180°	1851.25	25	CDMA	24.81	24.77	Standard	1.103
		LCD Screen 180°	1851.25	25	CDMA	24.71	24.65	Extended	0.593
		LCD Screen 180°	1880.00	600	CDMA	24.69	24.61	Extended	0.567
		LCD Screen 180°	1908.75	1175	CDMA	24.75	24.70	Extended	0.496
	W/BT	LCD Screen 180°	1851.25	25	CDMA	24.73	24.69	Extended	0.578
Aux		LCD Screen 180°	1851.25	25	CDMA	24.68	24.62	Standard	1.067
		LCD Screen 180°	1880.00	600	CDMA	24.77	24.73	Standard	1.068
		LCD Screen 180°	1908.75	1175	CDMA	24.71	24.68	Standard	0.963
	W/BT	LCD Screen 180°	1880.00	600	CDMA	24.81	24.77	Standard	1.194
		LCD Screen 180°	1851.25	25	CDMA	24.69	24.65	Extended	0.599
		LCD Screen 180°	1880.00	600	CDMA	24.75	24.70	Extended	0.654
		LCD Screen 180°	1908.75	1175	CDMA	24.79	24.73	Extended	0.453
	W/BT	LCD Screen 180°	1880.00	600	CDMA	24.83	24.78	Extended	0.880
						Muscle 1.6 W/kg (mW/g) averaged over 1 gram			

1. Battery is fully charged for all tests.

Power Measured

☒ Conducted

☐ ERP

☐ EIRP

2. SAR Measurement

Phantom Configuration

☐ Left Head

☒ Uniphanom

☐ Right Head

SAR Configuration

☐ Head

☒ Body

3. Test Signal Call Mode

☐ Test Code

☒ Base Station Simulator

4. Test Configuration

☐ With Belt Clip

☐ Without Belt Clip

☒ N/A



Jay M. Moulton
Vice President

2.4 GHz Conducted Power Measurements			
	Low Channel	Mid Channel	High Channel
802.11b	13.95	14.09	14.00
802.11g	13.81	13.91	13.85

Per FCC requirements, the device must be tested at the highest output channel in each frequency band. Test the low and high channels only when the peak SAR >1.6 W/kg or 1-g SAR > 0.8 W/kg on highest output channel. All tests are required to be tested at the lowest data rate.

SAR Data Summary – 2450 MHz Body

MEASUREMENT RESULTS									
Antenna	EUT Position	802.11b or g	Frequency		Modulation	Begin / End Power		Battery	SAR (W/kg)
			MHz	Ch.		(dBm)			
Main	Touch	B	2437	6	DSSS	13.89	13.81	Standard	0.217
	Touch	G	2437	6	OFDM	13.65	13.59	Standard	0.230
	Touch	G w/BT	2437	6	OFDM	13.76	13.71	Standard	0.238
	Touch	B	2437	6	DSSS	13.97	13.92	Extended	0.100
	Touch	G	2437	6	OFDM	13.82	13.78	Extended	0.107
	Touch	G w/BT	2437	6	OFDM	13.71	13.65	Extended	0.105
Aux	Touch	B	2437	6	DSSS	14.02	13.97	Standard	0.249
	Touch	G	2437	6	OFDM	13.88	13.85	Standard	0.231
	Touch	B w/BT	2437	6	DSSS	13.78	13.71	Standard	0.200
	Touch	B	2437	6	DSSS	13.95	13.90	Extended	0.106
	Touch	G	2437	6	OFDM	13.62	13.57	Extended	0.101
	Touch	B w/BT	2437	6	DSSS	14.07	14.00	Extended	0.115
<p style="text-align: center;">Muscle 1.6 W/kg (mW/g) <small>averaged over 1 gram</small></p>									

1. Battery is fully charged for all tests.

Power Measured

☒ Conducted

☐ ERP

☐ EIRP

2. SAR Measurement

Phantom Configuration

☐ Left Head

☒ Uniphantom

☐ Right Head

SAR Configuration

☐ Head

☒ Body

3. Test Signal Call Mode

☒ Test Code

☐ Base Station Simulator

4. Test Configuration

☐ With Belt Clip

☐ Without Belt Clip ☒ N/A



Jay M. Moulton
Vice President

12. Test Equipment List

Table 12.1 Equipment Specifications

Type	Calibration Due Date	Serial Number
ThermoCRS Robot	N/A	RAF0338198
ThermoCRS Controller	N/A	RCF0338224
ThermoCRS Teach Pendant (Joystick)	N/A	STP0334405
IBM Computer, 2.66 MHz P4	N/A	8189D8U KCPR08N
Apriel E-Field Probe ALS-E020	05/30/2007	RFE-217
Apriel Dummy Probe	N/A	023
Apriel Left Phantom	N/A	RFE-267
Apriel Right Phantom	N/A	RFE-268
Apriel UniPhantom	N/A	RFE-273
Apriel Validation Dipole ALS-D-450-S-2	01/12/2009	RFE-362
Apriel Validation Dipole ALS-D-835-S-2	02/16/2008	RFE-274
Apriel Validation Dipole ALS-D-1900-S-2	02/15/2008	RFE-277
Apriel Validation Dipole ALS-D-2450-S-2	02/17/2008	RFE-278
Apriel Validation Dipole ALS-D-BB-S-2	05/24/2007	5258-235-00801
Agilent (HP) 437B Power Meter	12/04/2008	3125U08837
Agilent (HP) 8481B Power Sensor	12/04/2008	3318A05384
Advantest R3261A Spectrum Analyzer	12/04/2008	31720068
Agilent (HP) 8350B Signal Generator	01/30/2008	2749A10226
Agilent (HP) 83525A RF Plug-In	01/30/2008	2647A01172
Agilent (HP) 8753C Vector Network Analyzer	01/30/2008	3135A01724
Agilent (HP) 85047A S-Parameter Test Set	01/30/2008	2904A00595
Agilent E5515C;Z Mobile Comm Test Set	01/12/2009	GB42361078
Apriel Dielectric Probe Assembly	N/A	0011
Microwave Power Devices 510-10E Amplifier	02/24/2007	6063-001
Microwave Power Devices 1020-9E Amplifier	02/24/2007	5618-1
Brain Equivalent Matter (450 MHz)	N/A	N/A
Brain Equivalent Matter (835 MHz)	N/A	N/A
Brain Equivalent Matter (1900 MHz)	N/A	N/A
Brain Equivalent Matter (2450 MHz)	N/A	N/A
Muscle Equivalent Matter (450 MHz)	N/A	N/A
Muscle Equivalent Matter (835 MHz)	N/A	N/A
Muscle Equivalent Matter (1900 MHz)	N/A	N/A
Muscle Equivalent Matter (2450 MHz)	N/A	N/A
Muscle Equivalent Matter (5200 MHz)	N/A	N/A
Muscle Equivalent Matter (5800 MHz)	N/A	N/A

13. Conclusion

The SAR measurement indicates that the EUT complies with the RF radiation exposure limits of the FCC. These measurements are taken to simulate the RF effects exposure under worst-case conditions. Precise laboratory measures were taken to assure repeatability of the tests. The tested device complies with the requirements in respect to all parameters subject to the test. The test results and statements relate only to the item(s) tested.

Please note that the absorption and distribution of electromagnetic energy in the body is a very complex phenomena that depends on the mass, shape, and size of the body; the orientation of the body with respect to the field vectors; and, the electrical properties of both the body and the environment. Other variables that may play a substantial role in possible biological effects are those that characterize the environment (e.g. ambient temperature, air velocity, relative humidity, and body insulation) and those that characterize the individual (e.g. age, gender, activity level, debilitation, or disease). Because innumerable factors may interact to determine the specific biological outcome of an exposure to electromagnetic fields, any protection guide shall consider maximal amplification of biological effects as a result of field-body interactions, environmental conditions, and physiological variables. [3]

14. References

- [1] Federal Communications Commission, ET Docket 93-62, Guidelines for Evaluating the Environmental Effects of Radio Frequency Radiation, August 1996
- [2] ANSI/IEEE C95.1 – 1999, American National Standard Safety Levels with respect to Human Exposure to Radio Frequency Electromagnetic Fields, 300kHz to 100GHz, New York: IEEE, 1992.
- [3] ANSI/IEEE C95.3 – 2002, IEEE Recommended Practice for the Measurement of Potentially Hazardous Electromagnetic Fields – RF and Microwave, New York: IEEE, 1992.
- [4] Federal Communications Commission, OET Bulletin 65 (Edition 97-01), Supplement C (Edition 01-01), Evaluating Compliance with FCC Guidelines for Human Exposure to Radio Frequency Electromagnetic Fields, July 2001.
- [5] IEEE Standard 1528 – 2003, IEEE Recommended Practice for Determining the Peak-Spatial Average Specific Absorption Rate (SAR) in the Human Head from Wireless Communication Devices: Measurement Techniques, October 2003.
- [6] Industry Canada, RSS – 102e, Radio Frequency Exposure Compliance of Radiocommunication Apparatus (All Frequency Bands), November 2005.
- [7] Industry Canada, Safety Code 6, Limits of Human Exposure to Radiofrequency Electromagnetic Fields in the Frequency Range from 3kHz to 300 GHz, 1999.

Appendix A – System Validation Plots and Data

```
*****
Test Result for UIM Dielectric Parameter
Wed 21/Feb/2007 08:18:31
Freq  Frequency(GHz)
FCC_eH      FCC Bulletin 65 Supplement C ( June 2001) Limits for Head Epsilon
FCC_sH      FCC Bulletin 65 Supplement C (June 2001) Limits for Head Sigma
FCC_eB      FCC Limits for Body Epsilon
FCC_sB      FCC Limits for Body Sigma
Test_e      Epsilon of UIM
Test_s      Sigma of UIM
*****
```

Freq	FCC_eB	FCC_sB	Test_e	Test_s
0.8050	55.32	0.97	55.31	0.93
0.8150	55.28	0.97	55.28	0.94
0.8250	55.24	0.97	55.24	0.95
0.8350	55.20	0.97	55.21	0.95
0.8450	55.17	0.98	55.19	0.96
0.8550	55.14	0.99	55.14	0.96
0.8650	55.11	1.01	54.10	0.97

```
*****
Test Result for UIM Dielectric Parameter
Thu 22/Feb/2007 08:02:56
Freq  Frequency(GHz)
FCC_eH      FCC Bulletin 65 Supplement C ( June 2001) Limits for Head Epsilon
FCC_sH      FCC Bulletin 65 Supplement C (June 2001) Limits for Head Sigma
FCC_eB      FCC Limits for Body Epsilon
FCC_sB      FCC Limits for Body Sigma
Test_e      Epsilon of UIM
Test_s      Sigma of UIM
*****
```

Freq	FCC_eB	FCC_sB	Test_e	Test_s
0.8050	55.32	0.97	56.94	0.97
0.8150	55.28	0.97	56.92	0.97
0.8250	55.24	0.97	56.90	0.98
0.8350	55.20	0.97	56.88	0.99
0.8450	55.17	0.98	56.85	0.99
0.8550	55.14	0.99	56.82	1.00
0.8650	55.11	1.01	56.80	1.00

Test Result for UIM Dielectric Parameter

Thu 22/Feb/2007 01:07:21

Freq Frequency(GHz)

FCC_eH FCC Bulletin 65 Supplement C (June 2001) Limits for Head Epsilon

FCC_sH FCC Bulletin 65 Supplement C (June 2001) Limits for Head Sigma

FCC_eB FCC Limits for Body Epsilon

FCC_sB FCC Limits for Body Sigma

Test_e Epsilon of UIM

Test_s Sigma of UIM

Freq	FCC_eB	FCC_sB	Test_e	Test_s
1.8700	53.30	1.52	52.25	1.52
1.8800	53.30	1.52	52.29	1.52
1.8900	53.30	1.52	52.29	1.52
1.9000	53.30	1.52	52.30	1.53
1.9100	53.30	1.52	52.33	1.53
1.9200	53.30	1.52	52.34	1.54
1.9300	53.30	1.52	52.39	1.55

Test Result for UIM Dielectric Parameter

Fri 23/Feb/2007 07:08:52

Freq Frequency(GHz)

FCC_eH FCC Bulletin 65 Supplement C (June 2001) Limits for Head Epsilon

FCC_sH FCC Bulletin 65 Supplement C (June 2001) Limits for Head Sigma

FCC_eB FCC Limits for Body Epsilon

FCC_sB FCC Limits for Body Sigma

Test_e Epsilon of UIM

Test_s Sigma of UIM

Freq	FCC_eB	FCC_sB	Test_e	Test_s
1.8700	53.30	1.52	52.88	1.39
1.8800	53.30	1.52	52.86	1.40
1.8900	53.30	1.52	52.86	1.40
1.9000	53.30	1.52	52.85	1.41
1.9100	53.30	1.52	52.84	1.42
1.9200	53.30	1.52	52.84	1.43
1.9300	53.30	1.52	52.83	1.43

```
*****
Test Result for UIM Dielectric Parameter
Fri 23/Feb/2007 12:39:18
Freq  Frequency(GHz)
FCC_eH      FCC Bulletin 65 Supplement C ( June 2001) Limits for Head Epsilon
FCC_sH      FCC Bulletin 65 Supplement C (June 2001) Limits for Head Sigma
FCC_eB      FCC Limits for Body Epsilon
FCC_sB      FCC Limits for Body Sigma
Test_e      Epsilon of UIM
Test_s      Sigma of UIM
*****
```

Freq	FCC_eB	FCC_sB	Test_e	Test_s
2.4200	52.74	1.92	51.71	1.95
2.4300	52.73	1.93	51.69	1.97
2.4400	52.71	1.94	51.66	1.98
2.4500	52.70	1.95	51.64	1.99
2.4600	52.69	1.96	51.63	2.00
2.4700	52.67	1.98	51.61	2.02
2.4800	52.66	1.99	51.60	2.03

SAR Test Report

By Operator : Jay
Measurement Date : 21-Feb-2007
Starting Time : 21-Feb-2007 08:20:26 AM
End Time : 21-Feb-2007 08:35:46 AM
Scanning Time : 920 secs

Product Data

Device Name : Validation
Serial No. : 835
Type : Dipole
Model : ALS-D-835-S-2
Frequency : 835.00 MHz
Max. Transmit Pwr : 0.25 W
Drift Time : 0 min(s)
Length : 161 mm
Width : 3.6 mm
Depth : 89.8 mm
Antenna Type : Internal
Orientation : Touch
Power Drift-Start : 2.099 W/kg
Power Drift-Finish: 2.200 W/kg
Power Drift (%) : 4.832

Phantom Data

Name : APREL-Uni
Type : Uni-Phantom
Size (mm) : 280 x 280 x 200
Serial No. : System Default
Location : Center
Description : Uni-Phantom

Tissue Data

Type : BODY
Serial No. : 835
Frequency : 835.00 MHz
Last Calib. Date : 21-Feb-2007
Temperature : 20.00 °C
Ambient Temp. : 22.00 °C
Humidity : 32.00 RH%
Epsilon : 55.21 F/m
Sigma : 0.95 S/m
Density : 1000.00 kg/cu. m

Probe Data

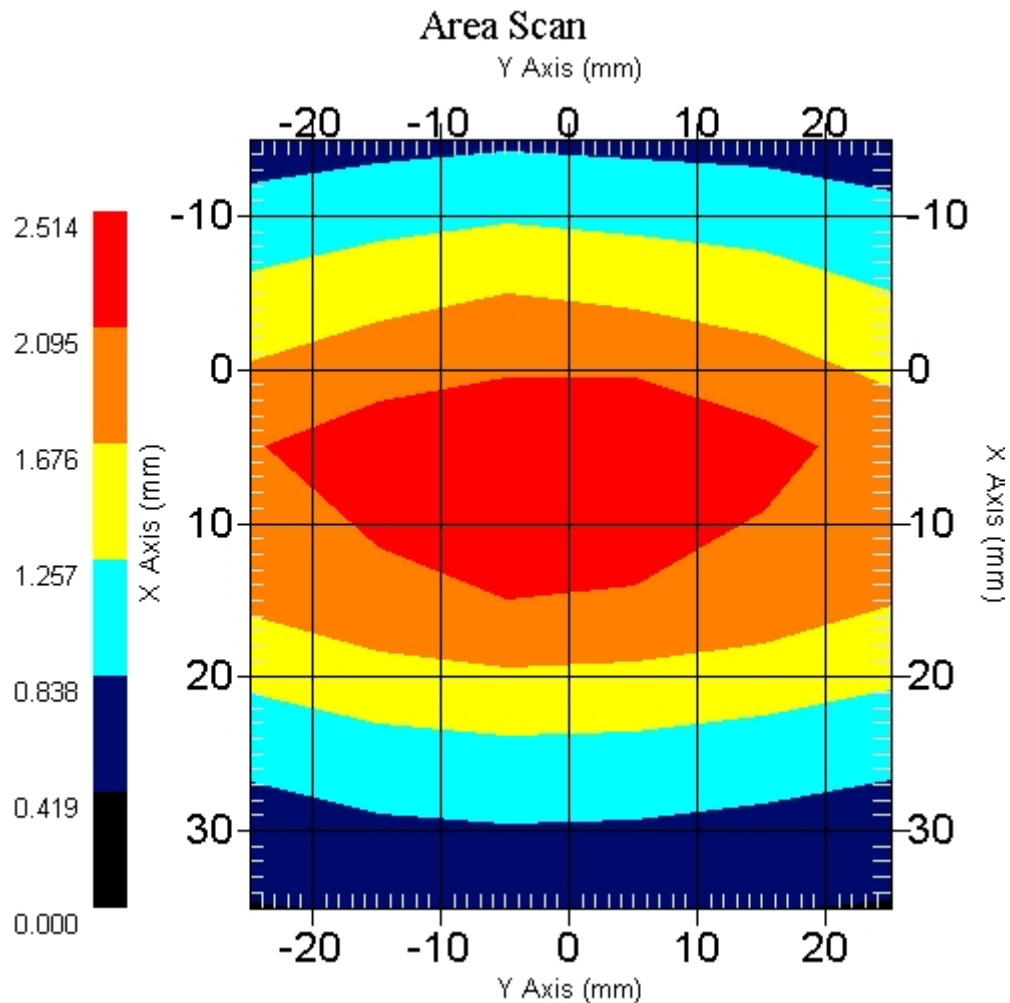
Name : Probe 217 - RFEL
Model : E020
Type : E-Field Triangle
Serial No. : 217
Last Calib. Date : 30-May-2006
Frequency : 835.00 MHz
Duty Cycle Factor: 1
Conversion Factor: 6.1
Probe Sensitivity: 1.20 1.20 1.20 $\mu\text{V}/(\text{V/m})^2$
Compression Point: 95.00 mV
Offset : 1.56 mm

Measurement Data

Crest Factor : 1
 Scan Type : Complete
 Tissue Temp. : 20.00 °C
 Ambient Temp. : 22.00 °C
 Set-up Date : 21-Feb-2007
 Set-up Time : 10:28:46 AM
 Area Scan : 6x6x1 : Measurement x=10mm, y=10mm, z=4mm
 Zoom Scan : 5x5x8 : Measurement x=8mm, y=8mm, z=4mm

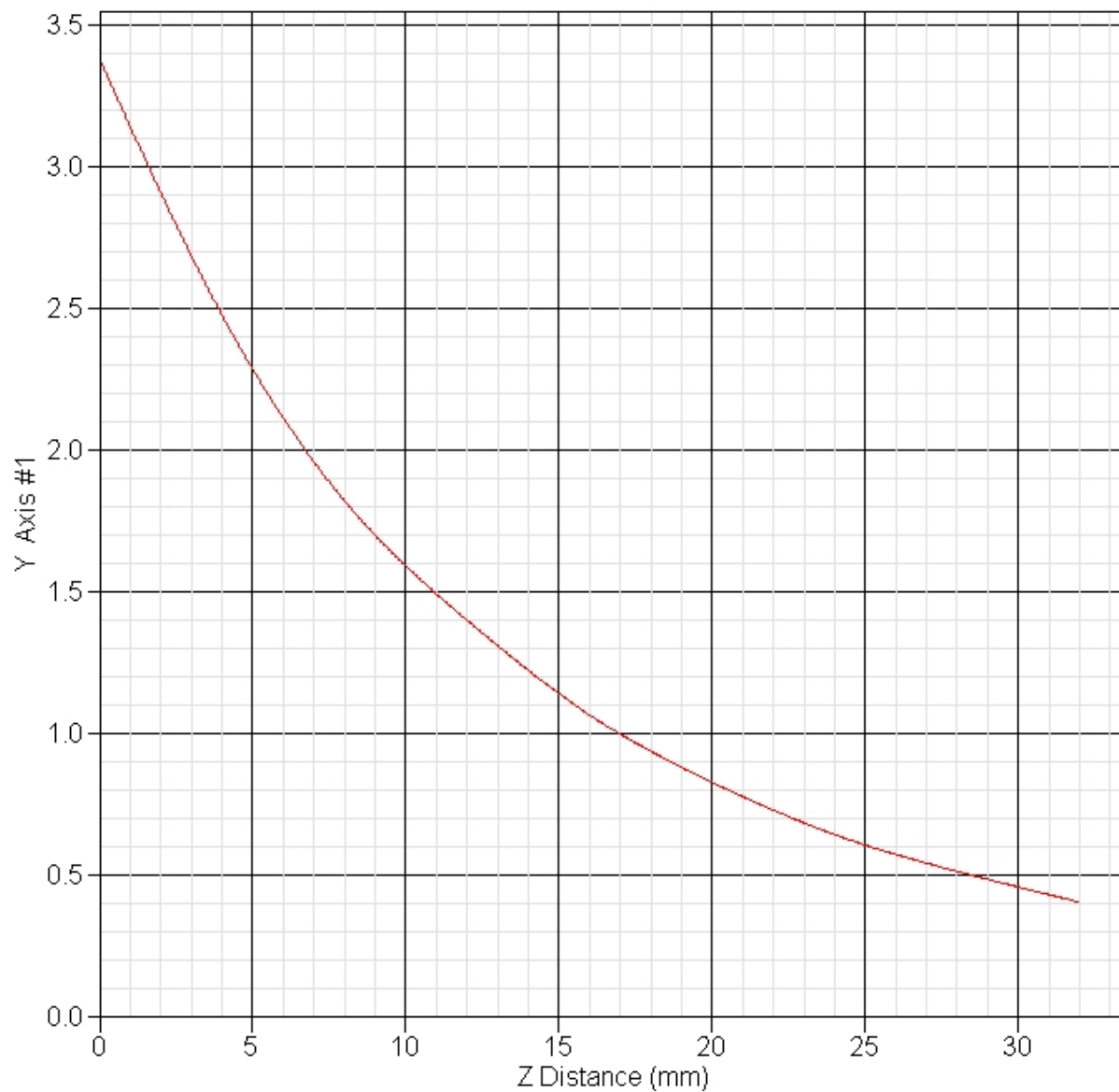
Other Data

DUT Position : Touch
 Separation : 0
 Channel : Mid - 835



1 gram SAR value : 2.302 W/kg
 10 gram SAR value : 1.507 W/kg
 Area Scan Peak SAR : 2.514 W/kg
 Zoom Scan Peak SAR : 3.383 W/kg

SAR-Z Axis
at Hotspot x:5.30 y:-5.20



SAR Test Report

By Operator : Jay
Measurement Date : 22-Feb-2007
Starting Time : 22-Feb-2007 08:07:23 AM
End Time : 22-Feb-2007 08:20:33 AM
Scanning Time : 790 secs

Product Data

Device Name : Validation
Serial No. : 835
Type : Dipole
Model : ALS-D-835-S-2
Frequency : 835.00 MHz
Max. Transmit Pwr : 0.1 W
Drift Time : 0 min(s)
Length : 161 mm
Width : 3.6 mm
Depth : 89.8 mm
Antenna Type : Internal
Orientation : Touch
Power Drift-Start : 0.744 W/kg
Power Drift-Finish: 0.719 W/kg
Power Drift (%) : -3.360

Phantom Data

Name : APREL-Uni
Type : Uni-Phantom
Size (mm) : 280 x 280 x 200
Serial No. : System Default
Location : Center
Description : Uni-Phantom

Tissue Data

Type : BODY
Serial No. : 835
Frequency : 835.00 MHz
Last Calib. Date : 22-Feb-2007
Temperature : 20.00 °C
Ambient Temp. : 23.00 °C
Humidity : 52.00 RH%
Epsilon : 56.88 F/m
Sigma : 0.99 S/m
Density : 1000.00 kg/cu. m

Probe Data

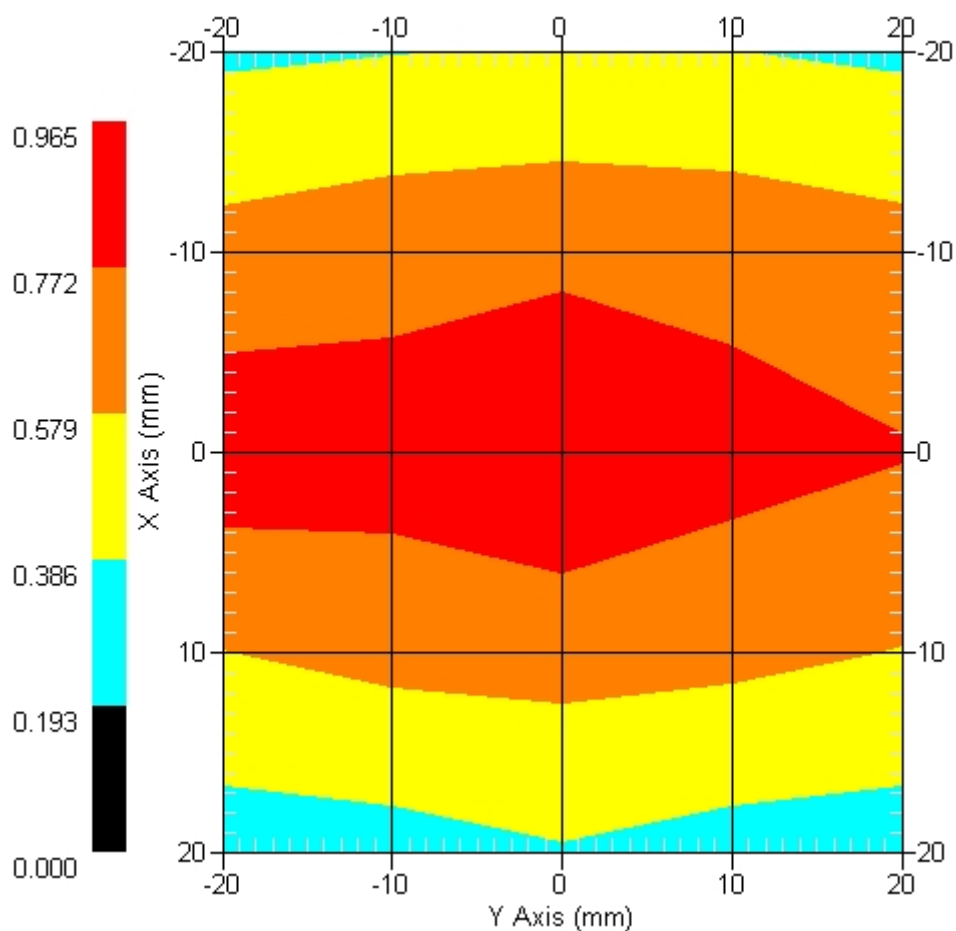
Name : RFEL 217
Model : E020
Type : E-Field Triangle
Serial No. : 217
Last Calib. Date : 30-May-2006
Frequency : 835.00 MHz
Duty Cycle Factor: 1
Conversion Factor: 6.1
Probe Sensitivity: 1.20 1.20 1.20 $\mu\text{V}/(\text{V/m})^2$
Compression Point: 95.00 mV
Offset : 1.56 mm

Measurement Data

Crest Factor : 1
 Scan Type : Complete
 Tissue Temp. : 20.00 °C
 Ambient Temp. : 23.00 °C
 Set-up Date : 22-Feb-2007
 Set-up Time : 9:34:32 AM
 Area Scan : 5x5x1 : Measurement x=10mm, y=10mm, z=4mm
 Zoom Scan : 5x5x8 : Measurement x=8mm, y=8mm, z=4mm

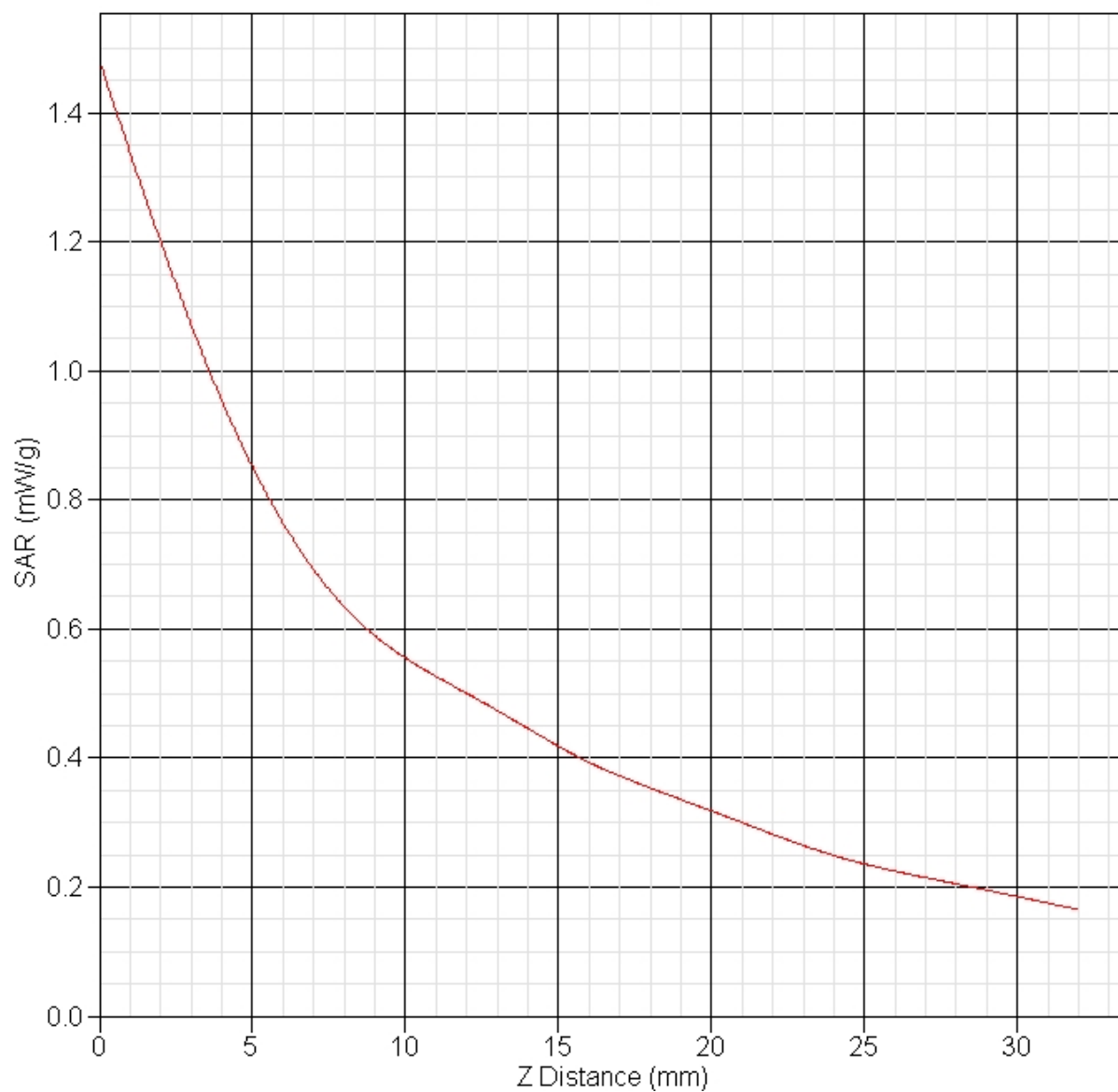
Other Data

DUT Position : Touch
 Separation : 0
 Channel : Mid

Area Scan


1 gram SAR value : 0.870 W/kg
 10 gram SAR value : 0.559 W/kg
 Area Scan Peak SAR : 0.964 W/kg
 Zoom Scan Peak SAR : 1.481 W/kg

SAR-Z Axis
at Hotspot x:0.23 y:-0.13



SAR Test Report

By Operator : Jay
Measurement Date : 22-Feb-2007
Starting Time : 22-Feb-2007 01:40:12 PM
End Time : 22-Feb-2007 01:53:36 PM
Scanning Time : 804 secs

Product Data

Device Name : Validation
Serial No. : 1900
Type : Dipole
Model : ALS-D-1900-S-2
Frequency : 1900.00 MHz
Max. Transmit Pwr : 0.1 W
Drift Time : 0 min(s)
Length : 68 mm
Width : 3.6 mm
Depth : 39.5 mm
Antenna Type : Internal
Orientation : Touch
Power Drift-Start : 2.124 W/kg
Power Drift-Finish: 2.222 W/kg
Power Drift (%) : 4.624

Phantom Data

Name : APREL-Uni
Type : Uni-Phantom
Size (mm) : 280 x 280 x 200
Serial No. : System Default
Location : Center
Description : Uni-Phantom

Tissue Data

Type : BODY
Serial No. : 1900
Frequency : 1900.00 MHz
Last Calib. Date : 22-Feb-2007
Temperature : 20.00 °C
Ambient Temp. : 23.00 °C
Humidity : 50.00 RH%
Epsilon : 52.30 F/m
Sigma : 1.53 S/m
Density : 1000.00 kg/cu. m

Probe Data

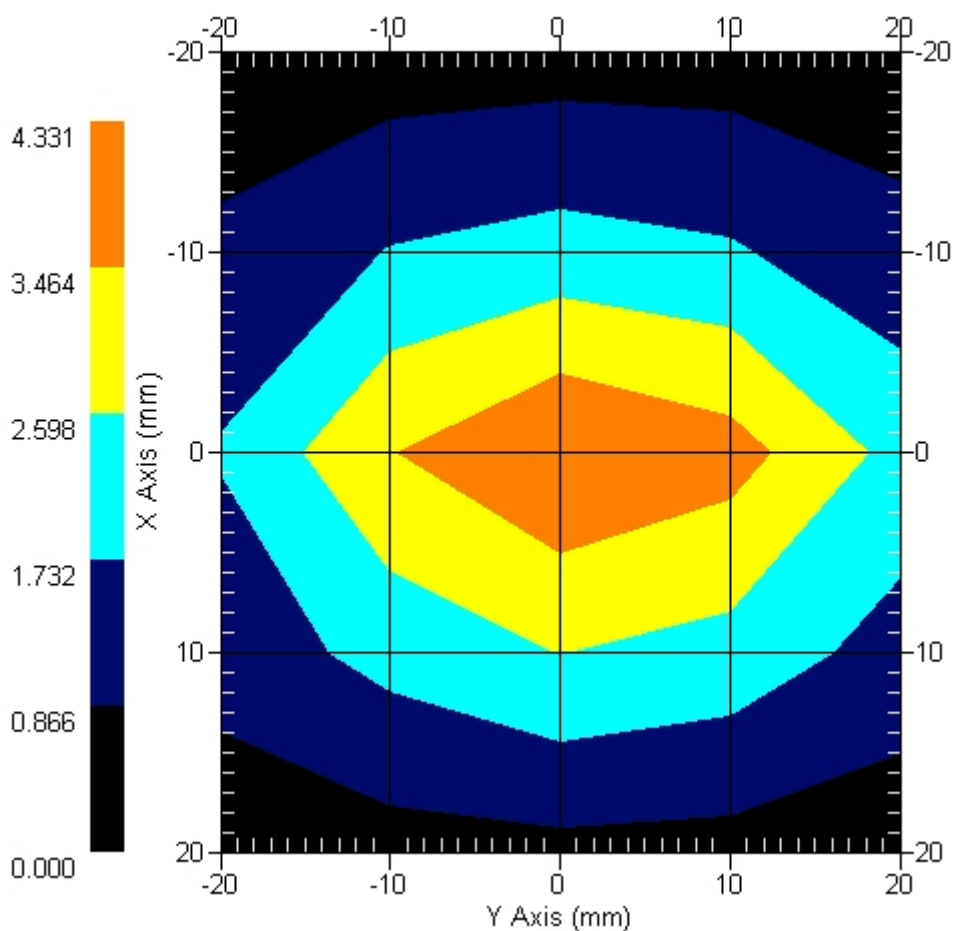
Name : RFEL 217
Model : E020
Type : E-Field Triangle
Serial No. : 217
Last Calib. Date : 30-May-2006
Frequency : 1900.00 MHz
Duty Cycle Factor: 1
Conversion Factor: 4.85
Probe Sensitivity: 1.20 1.20 1.20 $\mu\text{V}/(\text{V/m})^2$
Compression Point: 95.00 mV
Offset : 1.56 mm

Measurement Data

Crest Factor : 1
 Scan Type : Complete
 Tissue Temp. : 20.00 °C
 Ambient Temp. : 23.00 °C
 Set-up Date : 22-Feb-2007
 Set-up Time : 8:39:41 AM
 Area Scan : 5x5x1 : Measurement x=10mm, y=10mm, z=4mm
 Zoom Scan : 5x5x8 : Measurement x=8mm, y=8mm, z=4mm

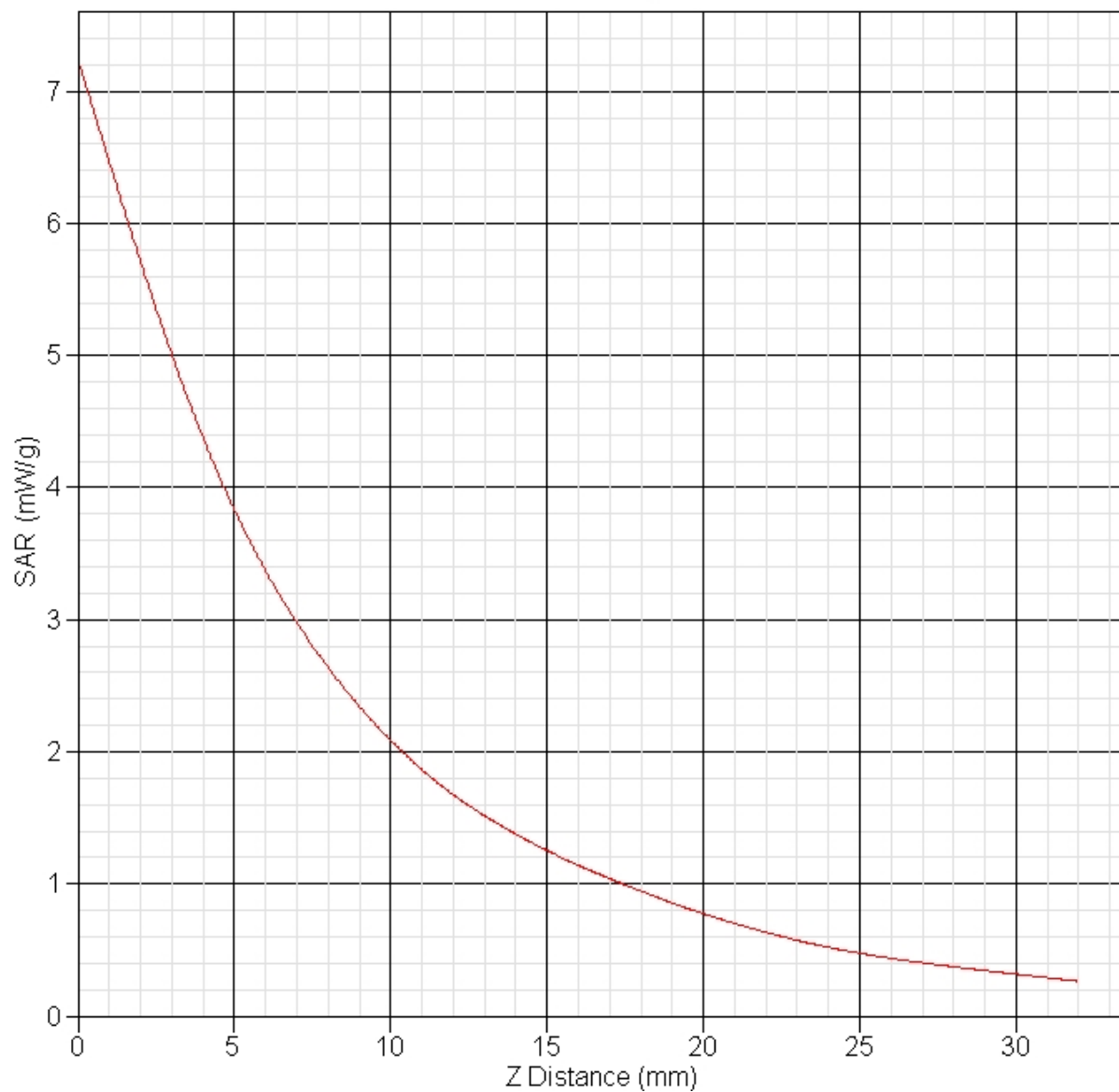
Other Data

DUT Position : Touch
 Separation : 0
 Channel : Mid

Area Scan


1 gram SAR value : 3.855 W/kg
 10 gram SAR value : 1.961 W/kg
 Area Scan Peak SAR : 4.331 W/kg
 Zoom Scan Peak SAR : 7.246 W/kg

SAR-Z Axis
at Hotspot x:0.29 y:-0.20



SAR Test Report

By Operator : Jay
Measurement Date : 23-Feb-2007
Starting Time : 23-Feb-2007 07:10:30 AM
End Time : 23-Feb-2007 07:23:34 AM
Scanning Time : 784 secs

Product Data

Device Name : Validation
Serial No. : 1900
Type : Dipole
Model : ALS-D-1900-S-2
Frequency : 1900.00 MHz
Max. Transmit Pwr : 0.1 W
Drift Time : 0 min(s)
Length : 68 mm
Width : 3.6 mm
Depth : 39.5 mm
Antenna Type : Internal
Orientation : Touch
Power Drift-Start : 2.574 W/kg
Power Drift-Finish: 2.648 W/kg
Power Drift (%) : 2.871

Phantom Data

Name : APREL-Uni
Type : Uni-Phantom
Size (mm) : 280 x 280 x 200
Serial No. : System Default
Location : Center
Description : Uni-Phantom

Tissue Data

Type : BODY
Serial No. : 1900
Frequency : 1900.00 MHz
Last Calib. Date : 23-Feb-2007
Temperature : 20.00 °C
Ambient Temp. : 23.00 °C
Humidity : 50.00 RH%
Epsilon : 52.85 F/m
Sigma : 1.41 S/m
Density : 1000.00 kg/cu. m

Probe Data

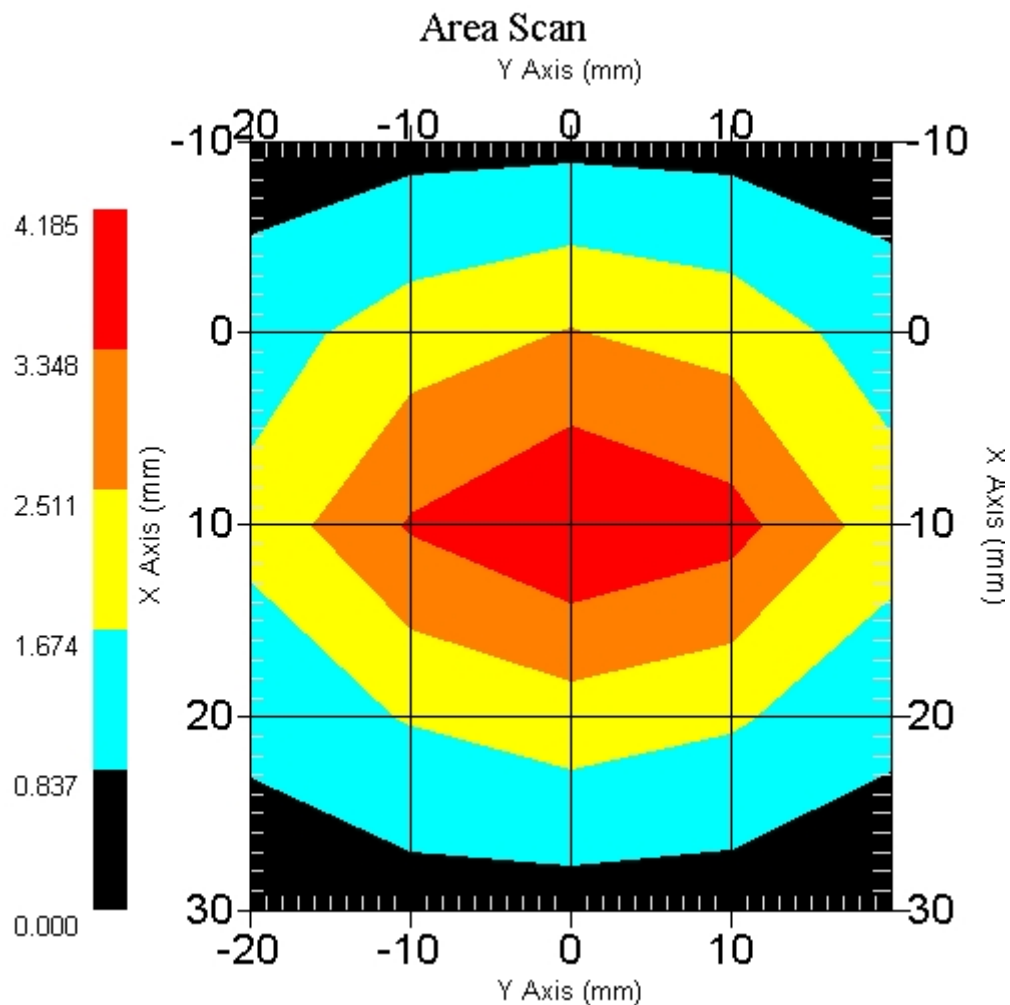
Name : RFEL 217
Model : E020
Type : E-Field Triangle
Serial No. : 217
Last Calib. Date : 30-May-2006
Frequency : 1900.00 MHz
Duty Cycle Factor: 1
Conversion Factor: 4.85
Probe Sensitivity: 1.20 1.20 1.20 $\mu\text{V}/(\text{V/m})^2$
Compression Point: 95.00 mV
Offset : 1.56 mm

Measurement Data

Crest Factor : 1
 Scan Type : Complete
 Tissue Temp. : 20.00 °C
 Ambient Temp. : 23.00 °C
 Set-up Date : 23-Feb-2007
 Set-up Time : 4:29:41 PM
 Area Scan : 5x5x1 : Measurement x=10mm, y=10mm, z=4mm
 Zoom Scan : 5x5x8 : Measurement x=8mm, y=8mm, z=4mm

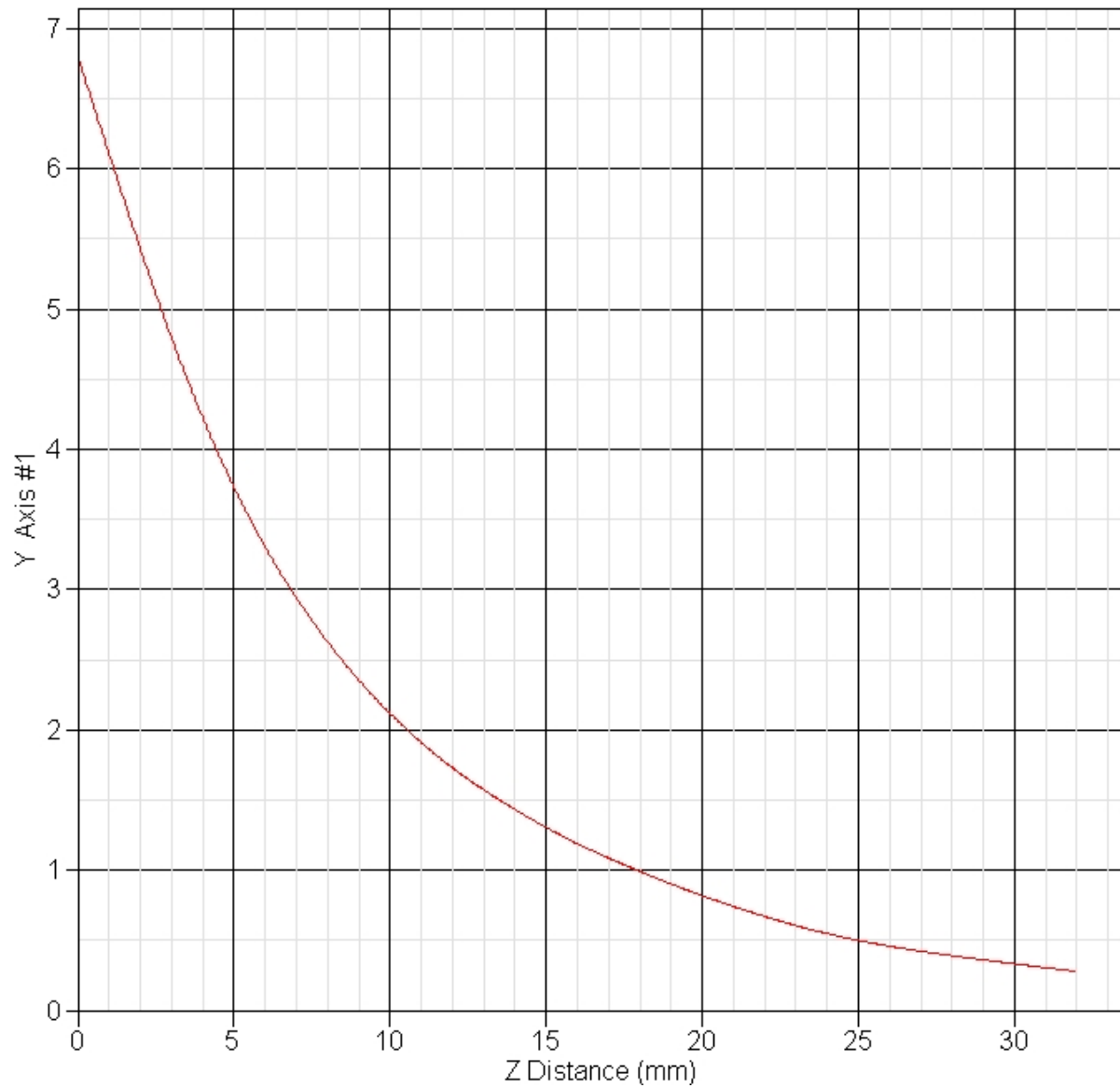
Other Data

DUT Position : Touch
 Separation : 0
 Channel : Mid



1 gram SAR value : 3.696 W/kg
 10 gram SAR value : 1.918 W/kg
 Area Scan Peak SAR : 4.183 W/kg
 Zoom Scan Peak SAR : 6.806 W/kg

SAR-Z Axis
at Hotspot x:10.40 y:-2.30



SAR Test Report

By Operator : Jay
Measurement Date : 23-Feb-2007
Starting Time : 23-Feb-2007 11:51:30 AM
End Time : 23-Feb-2007 12:04:48 PM
Scanning Time : 798 secs

Product Data

Device Name : Validation
Serial No. : 2450
Type : Dipole
Model : ALS-D-2450-S-2
Frequency : 2450.00 MHz
Max. Transmit Pwr : 0.1 W
Drift Time : 0 min(s)
Length : 51.5 mm
Width : 3.6 mm
Depth : 30.4 mm
Antenna Type : Internal
Orientation : Touch
Power Drift-Start : 2.638 W/kg
Power Drift-Finish: 2.682 W/kg
Power Drift (%) : 1.669

Phantom Data

Name : APREL-Uni
Type : Uni-Phantom
Size (mm) : 280 x 280 x 200
Serial No. : System Default
Location : Center
Description : Uni-Phantom

Tissue Data

Type : BODY
Serial No. : 2450
Frequency : 2450.00 MHz
Last Calib. Date : 23-Feb-2007
Temperature : 20.00 °C
Ambient Temp. : 23.00 °C
Humidity : 45.00 RH%
Epsilon : 51.64 F/m
Sigma : 1.99 S/m
Density : 1000.00 kg/cu. m

Probe Data

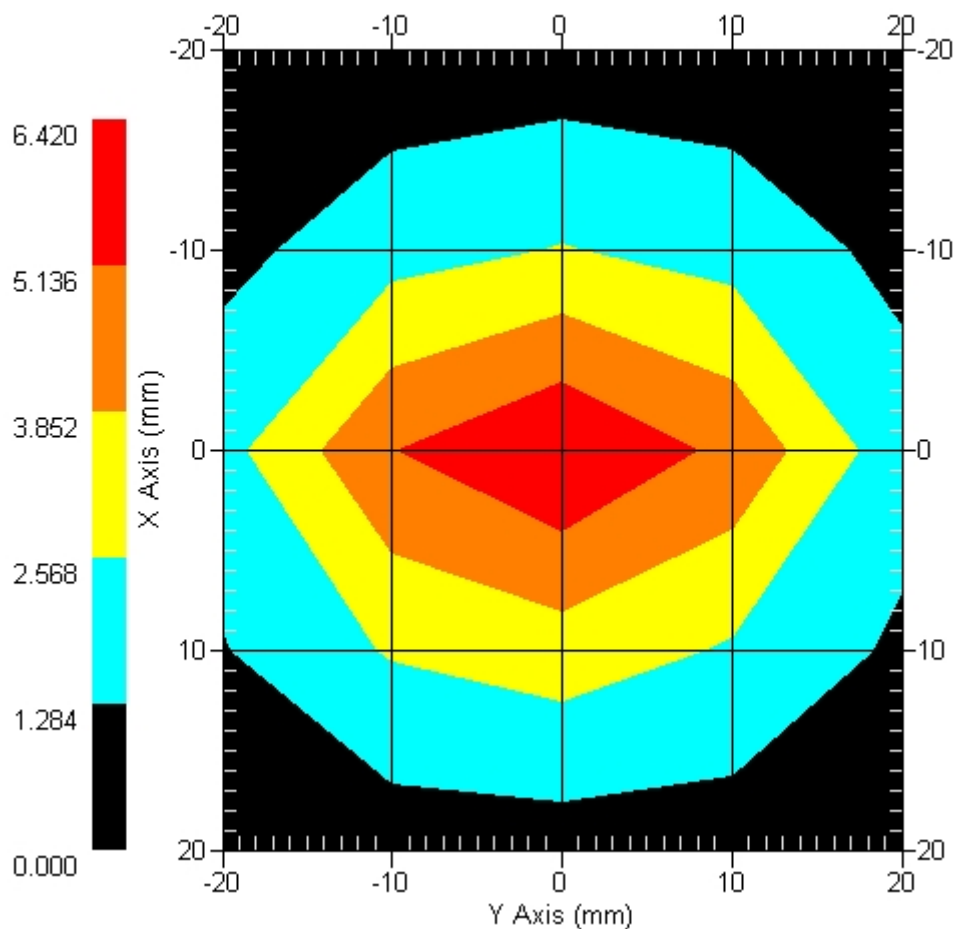
Name : RFEL 217
Model : E020
Type : E-Field Triangle
Serial No. : 217
Last Calib. Date : 30-May-2006
Frequency : 2450.00 MHz
Duty Cycle Factor: 1
Conversion Factor: 3.61
Probe Sensitivity: 1.20 1.20 1.20 $\mu\text{V}/(\text{V/m})^2$
Compression Point: 95.00 mV
Offset : 1.56 mm

Measurement Data

Crest Factor : 1
 Scan Type : Complete
 Tissue Temp. : 20.00 °C
 Ambient Temp. : 23.00 °C
 Set-up Date : 23-Feb-2007
 Set-up Time : 8:33:20 AM
 Area Scan : 5x5x1 : Measurement x=10mm, y=10mm, z=4mm
 Zoom Scan : 5x5x8 : Measurement x=8mm, y=8mm, z=4mm

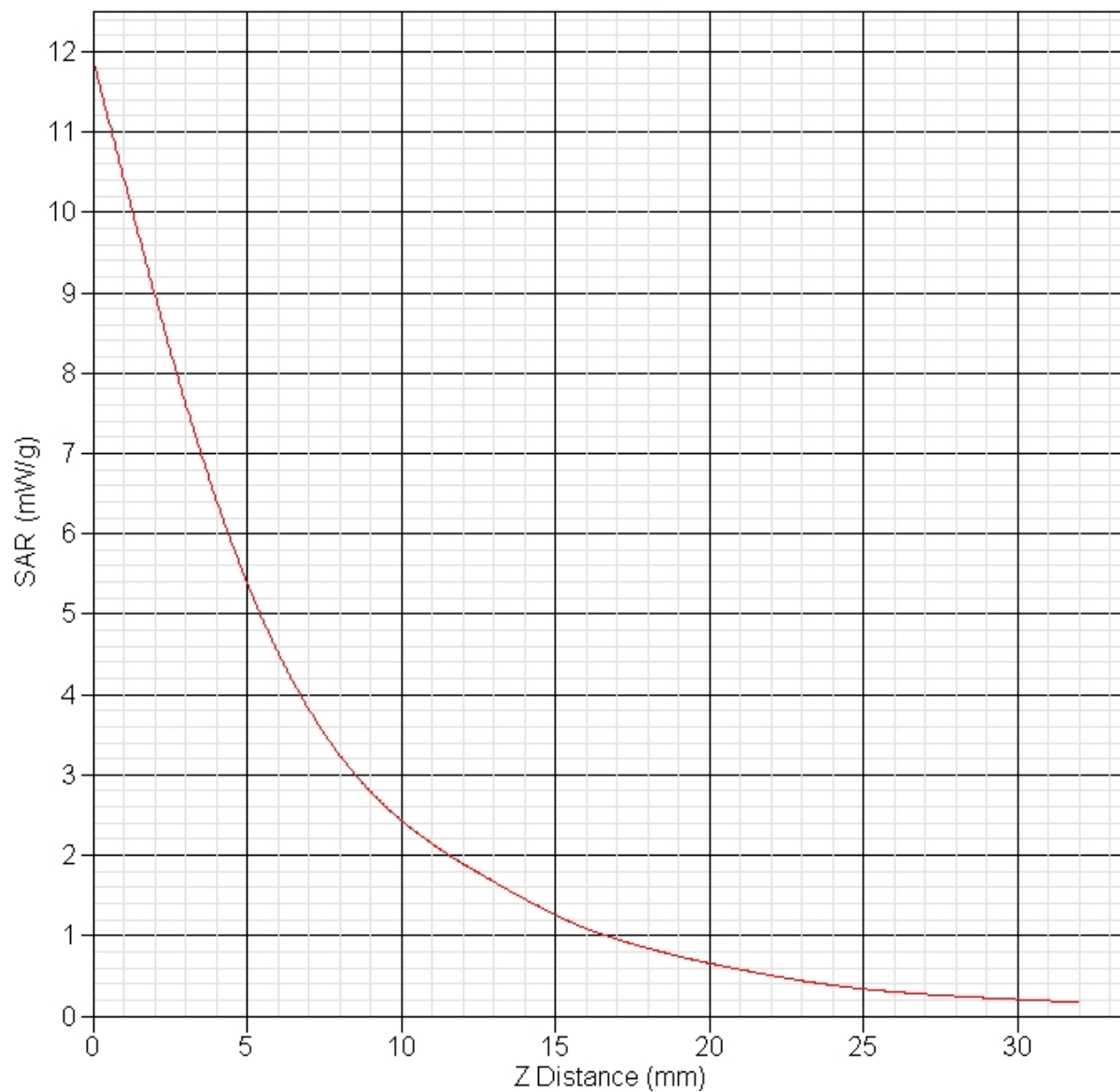
Other Data

DUT Position : Touch
 Separation : 0
 Channel : Mid

Area Scan


1 gram SAR value : 5.466 W/kg
 10 gram SAR value : 2.421 W/kg
 Area Scan Peak SAR : 6.420 W/kg
 Zoom Scan Peak SAR : 11.910 W/kg

SAR-Z Axis
at Hotspot x:0.26 y:-0.15



Appendix B – SAR Test Data Plots

SAR Test Report

By Operator : Jay
Measurement Date : 23-Feb-2007
Starting Time : 23-Feb-2007 03:47:21 PM
End Time : 23-Feb-2007 03:59:55 PM
Scanning Time : 754 secs

Product Data

Device Name : Vulcan Inc.
Serial No. : Standard
Type : Other
Model : E-1001
Frequency : 2450.00 MHz
Max. Transmit Pwr : 0.024 W
Drift Time : 0 min(s)
Length : 150 mm
Width : 110 mm
Depth : 133 mm
Antenna Type : Internal
Orientation : Touch
Power Drift-Start : 0.189 W/kg
Power Drift-Finish: 0.191 W/kg
Power Drift (%) : 0.948

Phantom Data

Name : APREL-Uni
Type : Uni-Phantom
Size (mm) : 280 x 280 x 200
Serial No. : System Default
Location : Center
Description : Uni-Phantom

Tissue Data

Type : BODY
Serial No. : 2450
Frequency : 2450.00 MHz
Last Calib. Date : 23-Feb-2007
Temperature : 20.00 °C
Ambient Temp. : 23.00 °C
Humidity : 45.00 RH%
Epsilon : 51.64 F/m
Sigma : 1.99 S/m
Density : 1000.00 kg/cu. m

Probe Data

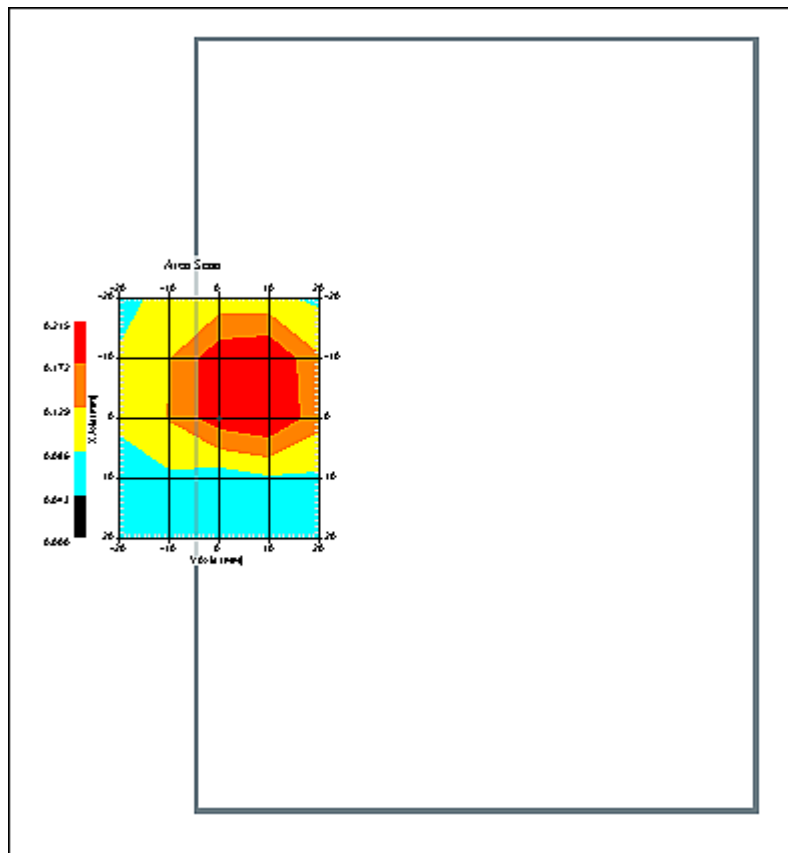
Name : RFEL 217
Model : E020
Type : E-Field Triangle
Serial No. : 217
Last Calib. Date : 30-May-2006
Frequency : 2450.00 MHz
Duty Cycle Factor: 1
Conversion Factor: 3.61
Probe Sensitivity: 1.20 1.20 1.20 $\mu\text{V}/(\text{V/m})^2$
Compression Point: 95.00 mV
Offset : 1.56 mm

Measurement Data

Crest Factor : 1
 Scan Type : Complete
 Tissue Temp. : 20.00 °C
 Ambient Temp. : 23.00 °C
 Set-up Date : 23-Feb-2007
 Set-up Time : 12:12:19 PM
 Area Scan : 5x5x1 : Measurement x=10mm, y=10mm, z=4mm
 Zoom Scan : 5x5x8 : Measurement x=8mm, y=8mm, z=4mm

Other Data

DUT Position : Touch
 Separation : 0
 Channel : Mid



1 gram SAR value : 0.217 W/kg
 10 gram SAR value : 0.118 W/kg
 Area Scan Peak SAR : 0.215 W/kg
 Zoom Scan Peak SAR : 0.430 W/kg

SAR Test Report

By Operator : Jay
Measurement Date : 23-Feb-2007
Starting Time : 23-Feb-2007 12:48:24 PM
End Time : 23-Feb-2007 01:00:51 PM
Scanning Time : 747 secs

Product Data

Device Name : Vulcan Inc.
Serial No. : Standard
Type : Other
Model : E-1001
Frequency : 2450.00 MHz
Max. Transmit Pwr : 0.024 W
Drift Time : 0 min(s)
Length : 150 mm
Width : 110 mm
Depth : 133 mm
Antenna Type : Internal
Orientation : Touch
Power Drift-Start : 0.172 W/kg
Power Drift-Finish: 0.165 W/kg
Power Drift (%) : -3.993

Phantom Data

Name : APREL-Uni
Type : Uni-Phantom
Size (mm) : 280 x 280 x 200
Serial No. : System Default
Location : Center
Description : Uni-Phantom

Tissue Data

Type : BODY
Serial No. : 2450
Frequency : 2450.00 MHz
Last Calib. Date : 23-Feb-2007
Temperature : 20.00 °C
Ambient Temp. : 23.00 °C
Humidity : 45.00 RH%
Epsilon : 51.64 F/m
Sigma : 1.99 S/m
Density : 1000.00 kg/cu. m

Probe Data

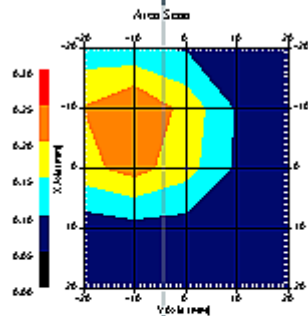
Name : RFEL 217
Model : E020
Type : E-Field Triangle
Serial No. : 217
Last Calib. Date : 30-May-2006
Frequency : 2450.00 MHz
Duty Cycle Factor: 1
Conversion Factor: 3.61
Probe Sensitivity: 1.20 1.20 1.20 $\mu\text{V}/(\text{V/m})^2$
Compression Point: 95.00 mV
Offset : 1.56 mm

Measurement Data

Crest Factor : 1
 Scan Type : Complete
 Tissue Temp. : 20.00 °C
 Ambient Temp. : 23.00 °C
 Set-up Date : 23-Feb-2007
 Set-up Time : 12:12:19 PM
 Area Scan : 5x5x1 : Measurement x=10mm, y=10mm, z=4mm
 Zoom Scan : 5x5x8 : Measurement x=8mm, y=8mm, z=4mm

Other Data

DUT Position : Touch
 Separation : 0
 Channel : Mid



1 gram SAR value : 0.230 W/kg
 10 gram SAR value : 0.123 W/kg
 Area Scan Peak SAR : 0.252 W/kg
 Zoom Scan Peak SAR : 0.470 W/kg

SAR Test Report

By Operator : Jay
Measurement Date : 23-Feb-2007
Starting Time : 23-Feb-2007 01:01:18 PM
End Time : 23-Feb-2007 01:13:47 PM
Scanning Time : 749 secs

Product Data

Device Name : Vulcan Inc.
Serial No. : Standard
Type : Other
Model : E-1001
Frequency : 2450.00 MHz
Max. Transmit Pwr : 0.024 W
Drift Time : 0 min(s)
Length : 150 mm
Width : 110 mm
Depth : 133 mm
Antenna Type : Internal
Orientation : Touch
Power Drift-Start : 0.168 W/kg
Power Drift-Finish: 0.172 W/kg
Power Drift (%) : 2.683

Phantom Data

Name : APREL-Uni
Type : Uni-Phantom
Size (mm) : 280 x 280 x 200
Serial No. : System Default
Location : Center
Description : Uni-Phantom

Tissue Data

Type : BODY
Serial No. : 2450
Frequency : 2450.00 MHz
Last Calib. Date : 23-Feb-2007
Temperature : 20.00 °C
Ambient Temp. : 23.00 °C
Humidity : 45.00 RH%
Epsilon : 51.64 F/m
Sigma : 1.99 S/m
Density : 1000.00 kg/cu. m

Probe Data

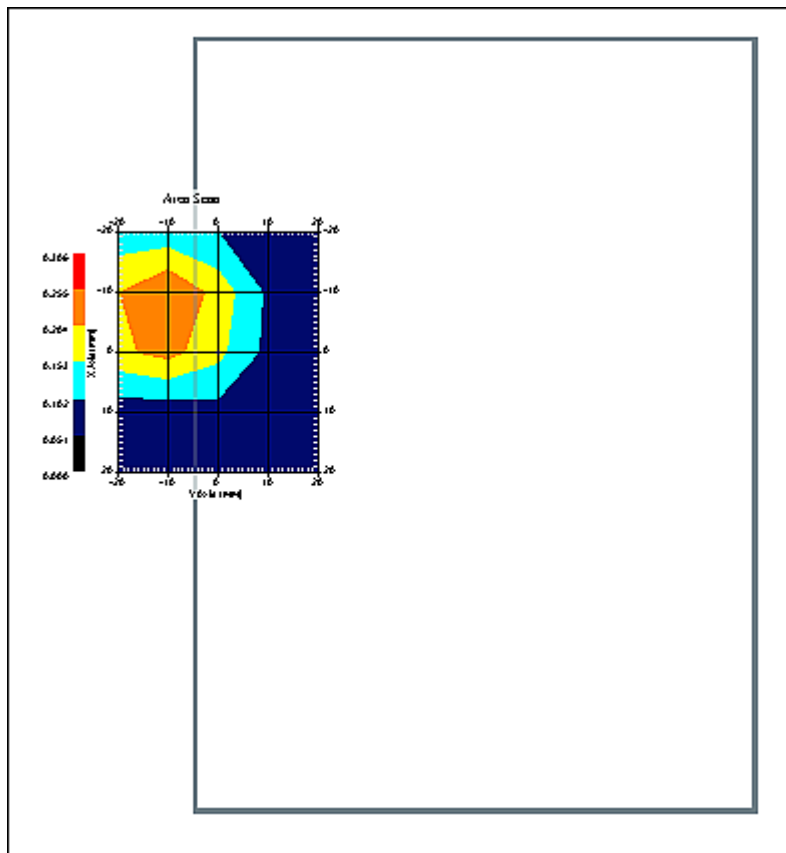
Name : RFEL 217
Model : E020
Type : E-Field Triangle
Serial No. : 217
Last Calib. Date : 30-May-2006
Frequency : 2450.00 MHz
Duty Cycle Factor: 1
Conversion Factor: 3.61
Probe Sensitivity: 1.20 1.20 1.20 $\mu\text{V}/(\text{V/m})^2$
Compression Point: 95.00 mV
Offset : 1.56 mm

Measurement Data

Crest Factor : 1
 Scan Type : Complete
 Tissue Temp. : 20.00 °C
 Ambient Temp. : 23.00 °C
 Set-up Date : 23-Feb-2007
 Set-up Time : 12:12:19 PM
 Area Scan : 5x5x1 : Measurement x=10mm, y=10mm, z=4mm
 Zoom Scan : 5x5x8 : Measurement x=8mm, y=8mm, z=4mm

Other Data

DUT Position : Touch
 Separation : 0
 Channel : Mid



1 gram SAR value : 0.238 W/kg
 10 gram SAR value : 0.123 W/kg
 Area Scan Peak SAR : 0.257 W/kg
 Zoom Scan Peak SAR : 0.500 W/kg

SAR Test Report

By Operator : Jay
Measurement Date : 23-Feb-2007
Starting Time : 23-Feb-2007 01:15:33 PM
End Time : 23-Feb-2007 01:28:05 PM
Scanning Time : 752 secs

Product Data

Device Name : Vulcan Inc.
Serial No. : Standard
Type : Other
Model : E-1001
Frequency : 2450.00 MHz
Max. Transmit Pwr : 0.024 W
Drift Time : 0 min(s)
Length : 150 mm
Width : 110 mm
Depth : 133 mm
Antenna Type : Internal
Orientation : Touch
Power Drift-Start : 0.093 W/kg
Power Drift-Finish: 0.089 W/kg
Power Drift (%) : -3.602

Phantom Data

Name : APREL-Uni
Type : Uni-Phantom
Size (mm) : 280 x 280 x 200
Serial No. : System Default
Location : Center
Description : Uni-Phantom

Tissue Data

Type : BODY
Serial No. : 2450
Frequency : 2450.00 MHz
Last Calib. Date : 23-Feb-2007
Temperature : 20.00 °C
Ambient Temp. : 23.00 °C
Humidity : 45.00 RH%
Epsilon : 51.64 F/m
Sigma : 1.99 S/m
Density : 1000.00 kg/cu. m

Probe Data

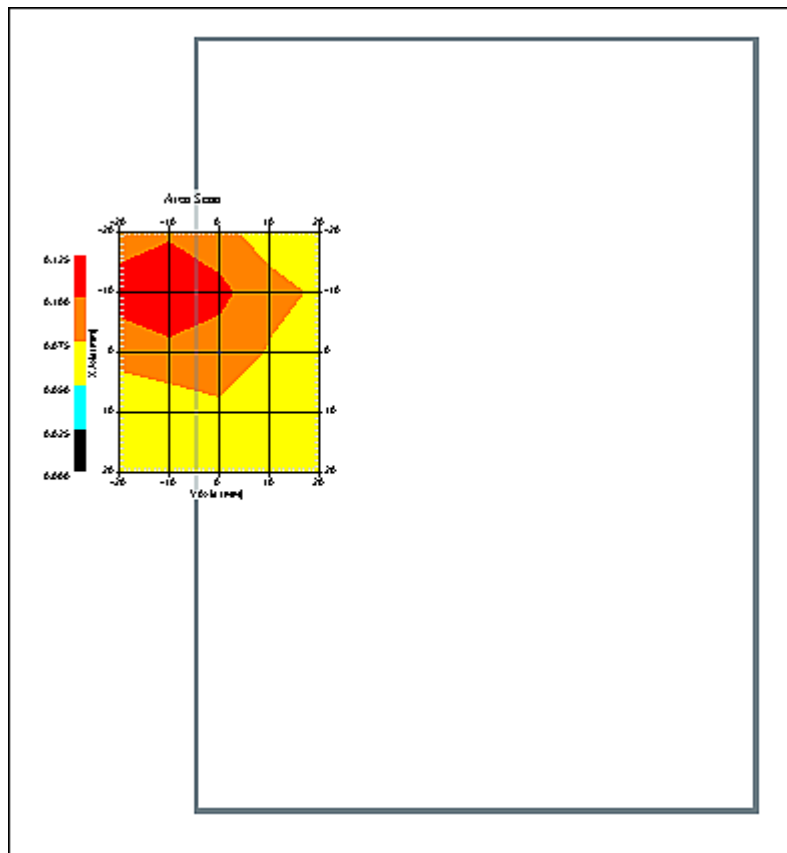
Name : RFEL 217
Model : E020
Type : E-Field Triangle
Serial No. : 217
Last Calib. Date : 30-May-2006
Frequency : 2450.00 MHz
Duty Cycle Factor: 1
Conversion Factor: 3.61
Probe Sensitivity: 1.20 1.20 1.20 $\mu\text{V}/(\text{V/m})^2$
Compression Point: 95.00 mV
Offset : 1.56 mm

Measurement Data

Crest Factor : 1
 Scan Type : Complete
 Tissue Temp. : 20.00 °C
 Ambient Temp. : 23.00 °C
 Set-up Date : 23-Feb-2007
 Set-up Time : 12:12:19 PM
 Area Scan : 5x5x1 : Measurement x=10mm, y=10mm, z=4mm
 Zoom Scan : 5x5x8 : Measurement x=8mm, y=8mm, z=4mm

Other Data

DUT Position : Touch
 Separation : 0
 Channel : Mid



1 gram SAR value : 0.100 W/kg
 10 gram SAR value : 0.076 W/kg
 Area Scan Peak SAR : 0.125 W/kg
 Zoom Scan Peak SAR : 0.120 W/kg

SAR Test Report

By Operator : Jay
Measurement Date : 23-Feb-2007
Starting Time : 23-Feb-2007 01:43:30 PM
End Time : 23-Feb-2007 01:55:56 PM
Scanning Time : 746 secs

Product Data

Device Name : Vulcan Inc.
Serial No. : Standard
Type : Other
Model : E-1001
Frequency : 2450.00 MHz
Max. Transmit Pwr : 0.024 W
Drift Time : 0 min(s)
Length : 150 mm
Width : 110 mm
Depth : 133 mm
Antenna Type : Internal
Orientation : Touch
Power Drift-Start : 0.104 W/kg
Power Drift-Finish: 0.106 W/kg
Power Drift (%) : 1.923

Phantom Data

Name : APREL-Uni
Type : Uni-Phantom
Size (mm) : 280 x 280 x 200
Serial No. : System Default
Location : Center
Description : Uni-Phantom

Tissue Data

Type : BODY
Serial No. : 2450
Frequency : 2450.00 MHz
Last Calib. Date : 23-Feb-2007
Temperature : 20.00 °C
Ambient Temp. : 23.00 °C
Humidity : 45.00 RH%
Epsilon : 51.64 F/m
Sigma : 1.99 S/m
Density : 1000.00 kg/cu. m

Probe Data

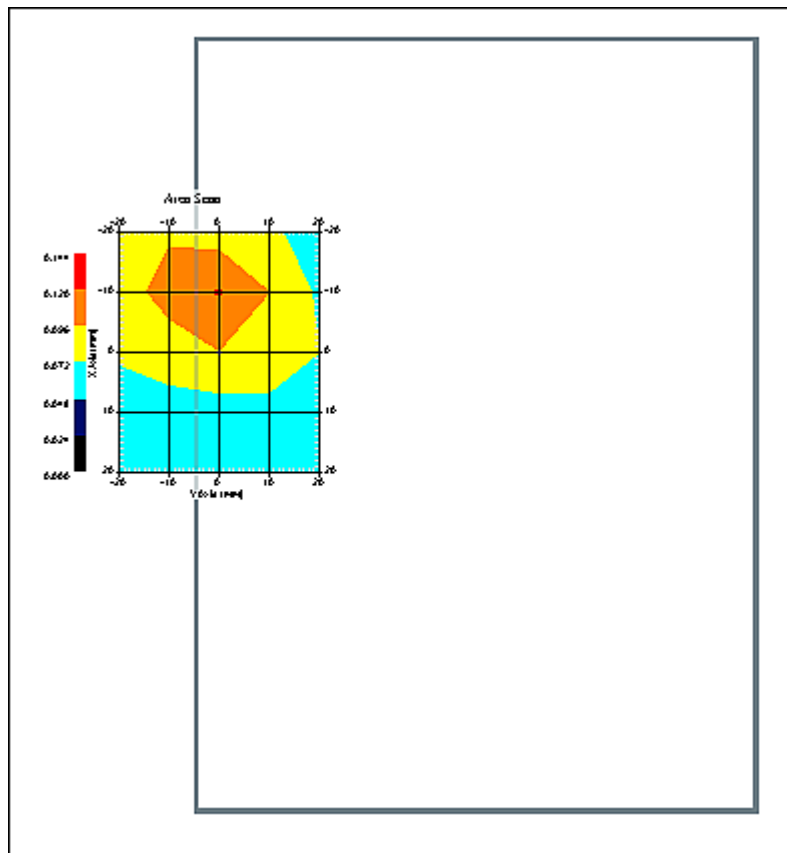
Name : RFEL 217
Model : E020
Type : E-Field Triangle
Serial No. : 217
Last Calib. Date : 30-May-2006
Frequency : 2450.00 MHz
Duty Cycle Factor: 1
Conversion Factor: 3.61
Probe Sensitivity: 1.20 1.20 1.20 $\mu\text{V}/(\text{V/m})^2$
Compression Point: 95.00 mV
Offset : 1.56 mm

Measurement Data

Crest Factor : 1
 Scan Type : Complete
 Tissue Temp. : 20.00 °C
 Ambient Temp. : 23.00 °C
 Set-up Date : 23-Feb-2007
 Set-up Time : 12:12:19 PM
 Area Scan : 5x5x1 : Measurement x=10mm, y=10mm, z=4mm
 Zoom Scan : 5x5x8 : Measurement x=8mm, y=8mm, z=4mm

Other Data

DUT Position : Touch
 Separation : 0
 Channel : Mid



1 gram SAR value : 0.107 W/kg
 10 gram SAR value : 0.079 W/kg
 Area Scan Peak SAR : 0.122 W/kg
 Zoom Scan Peak SAR : 0.160 W/kg

SAR Test Report

By Operator : Jay
Measurement Date : 23-Feb-2007
Starting Time : 23-Feb-2007 01:29:07 PM
End Time : 23-Feb-2007 01:41:37 PM
Scanning Time : 750 secs

Product Data

Device Name : Vulcan Inc.
Serial No. : Standard
Type : Other
Model : E-1001
Frequency : 2450.00 MHz
Max. Transmit Pwr : 0.024 W
Drift Time : 0 min(s)
Length : 150 mm
Width : 110 mm
Depth : 133 mm
Antenna Type : Internal
Orientation : Touch
Power Drift-Start : 0.090 W/kg
Power Drift-Finish: 0.090 W/kg
Power Drift (%) : -0.604

Phantom Data

Name : APREL-Uni
Type : Uni-Phantom
Size (mm) : 280 x 280 x 200
Serial No. : System Default
Location : Center
Description : Uni-Phantom

Tissue Data

Type : BODY
Serial No. : 2450
Frequency : 2450.00 MHz
Last Calib. Date : 23-Feb-2007
Temperature : 20.00 °C
Ambient Temp. : 23.00 °C
Humidity : 45.00 RH%
Epsilon : 51.64 F/m
Sigma : 1.99 S/m
Density : 1000.00 kg/cu. m

Probe Data

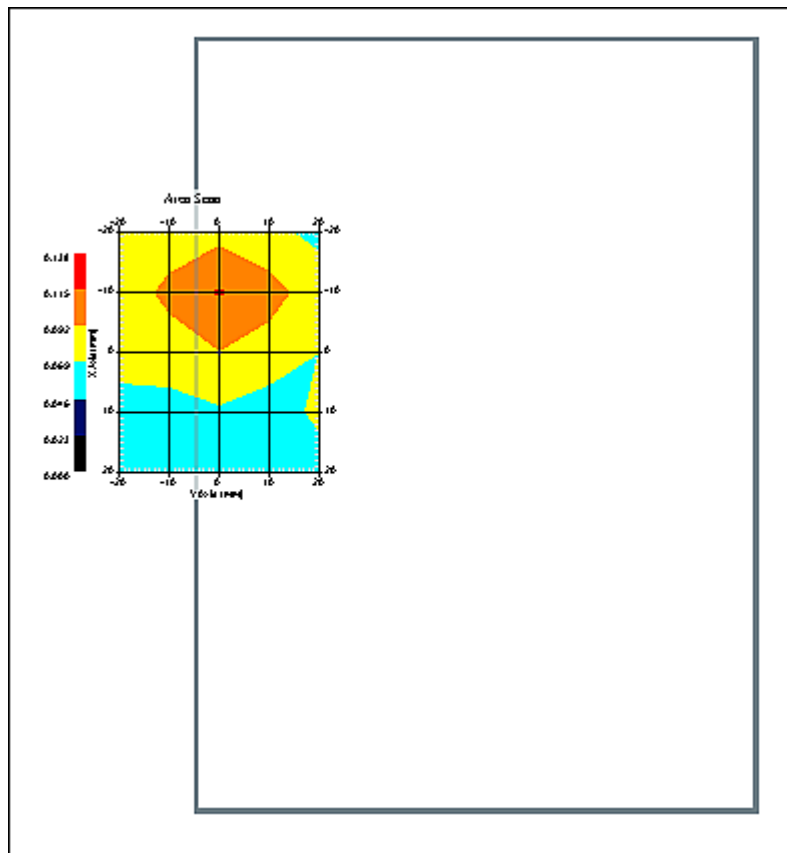
Name : RFEL 217
Model : E020
Type : E-Field Triangle
Serial No. : 217
Last Calib. Date : 30-May-2006
Frequency : 2450.00 MHz
Duty Cycle Factor: 1
Conversion Factor: 3.61
Probe Sensitivity: 1.20 1.20 1.20 $\mu\text{V}/(\text{V/m})^2$
Compression Point: 95.00 mV
Offset : 1.56 mm

Measurement Data

Crest Factor : 1
 Scan Type : Complete
 Tissue Temp. : 20.00 °C
 Ambient Temp. : 23.00 °C
 Set-up Date : 23-Feb-2007
 Set-up Time : 12:12:19 PM
 Area Scan : 5x5x1 : Measurement x=10mm, y=10mm, z=4mm
 Zoom Scan : 5x5x8 : Measurement x=8mm, y=8mm, z=4mm

Other Data

DUT Position : Touch
 Separation : 0
 Channel : Mid



1 gram SAR value : 0.105 W/kg
 10 gram SAR value : 0.078 W/kg
 Area Scan Peak SAR : 0.117 W/kg
 Zoom Scan Peak SAR : 0.140 W/kg

SAR Test Report

By Operator : Jay
Measurement Date : 23-Feb-2007
Starting Time : 23-Feb-2007 02:52:05 PM
End Time : 23-Feb-2007 03:04:39 PM
Scanning Time : 754 secs

Product Data

Device Name : Vulcan Inc.
Serial No. : Standard
Type : Other
Model : E-1001
Frequency : 2450.00 MHz
Max. Transmit Pwr : 0.024 W
Drift Time : 0 min(s)
Length : 150 mm
Width : 110 mm
Depth : 133 mm
Antenna Type : Internal
Orientation : Touch
Power Drift-Start : 0.242 W/kg
Power Drift-Finish: 0.242 W/kg
Power Drift (%) : -0.300

Phantom Data

Name : APREL-Uni
Type : Uni-Phantom
Size (mm) : 280 x 280 x 200
Serial No. : System Default
Location : Center
Description : Uni-Phantom

Tissue Data

Type : BODY
Serial No. : 2450
Frequency : 2450.00 MHz
Last Calib. Date : 23-Feb-2007
Temperature : 20.00 °C
Ambient Temp. : 23.00 °C
Humidity : 45.00 RH%
Epsilon : 51.64 F/m
Sigma : 1.99 S/m
Density : 1000.00 kg/cu. m

Probe Data

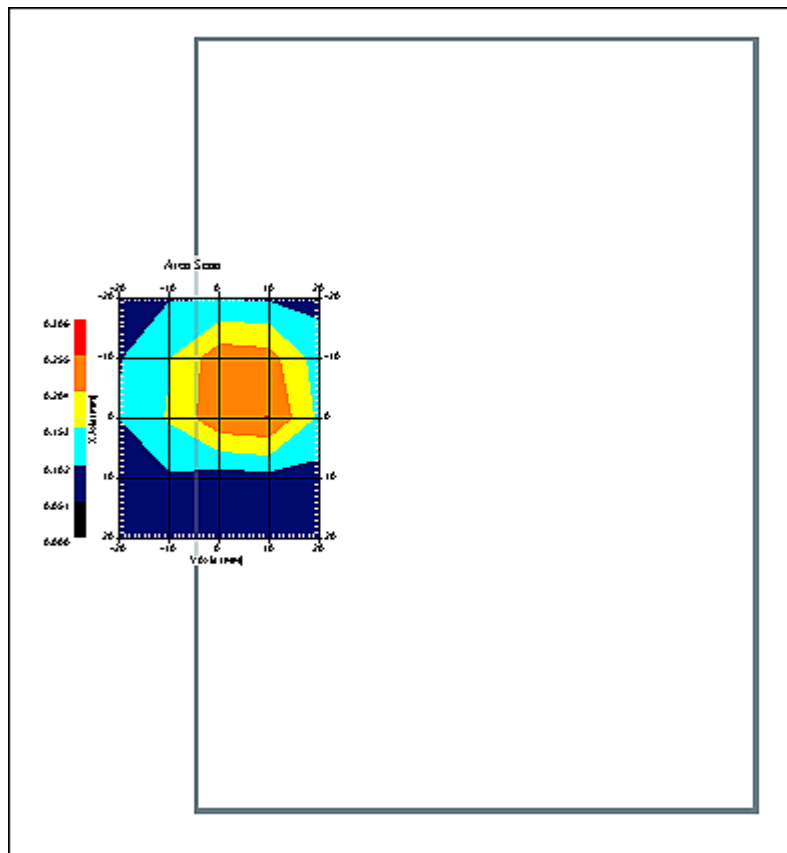
Name : RFEL 217
Model : E020
Type : E-Field Triangle
Serial No. : 217
Last Calib. Date : 30-May-2006
Frequency : 2450.00 MHz
Duty Cycle Factor: 1
Conversion Factor: 3.61
Probe Sensitivity: 1.20 1.20 1.20 $\mu\text{V}/(\text{V/m})^2$
Compression Point: 95.00 mV
Offset : 1.56 mm

Measurement Data

Crest Factor : 1
 Scan Type : Complete
 Tissue Temp. : 20.00 °C
 Ambient Temp. : 23.00 °C
 Set-up Date : 23-Feb-2007
 Set-up Time : 12:12:19 PM
 Area Scan : 5x5x1 : Measurement x=10mm, y=10mm, z=4mm
 Zoom Scan : 5x5x8 : Measurement x=8mm, y=8mm, z=4mm

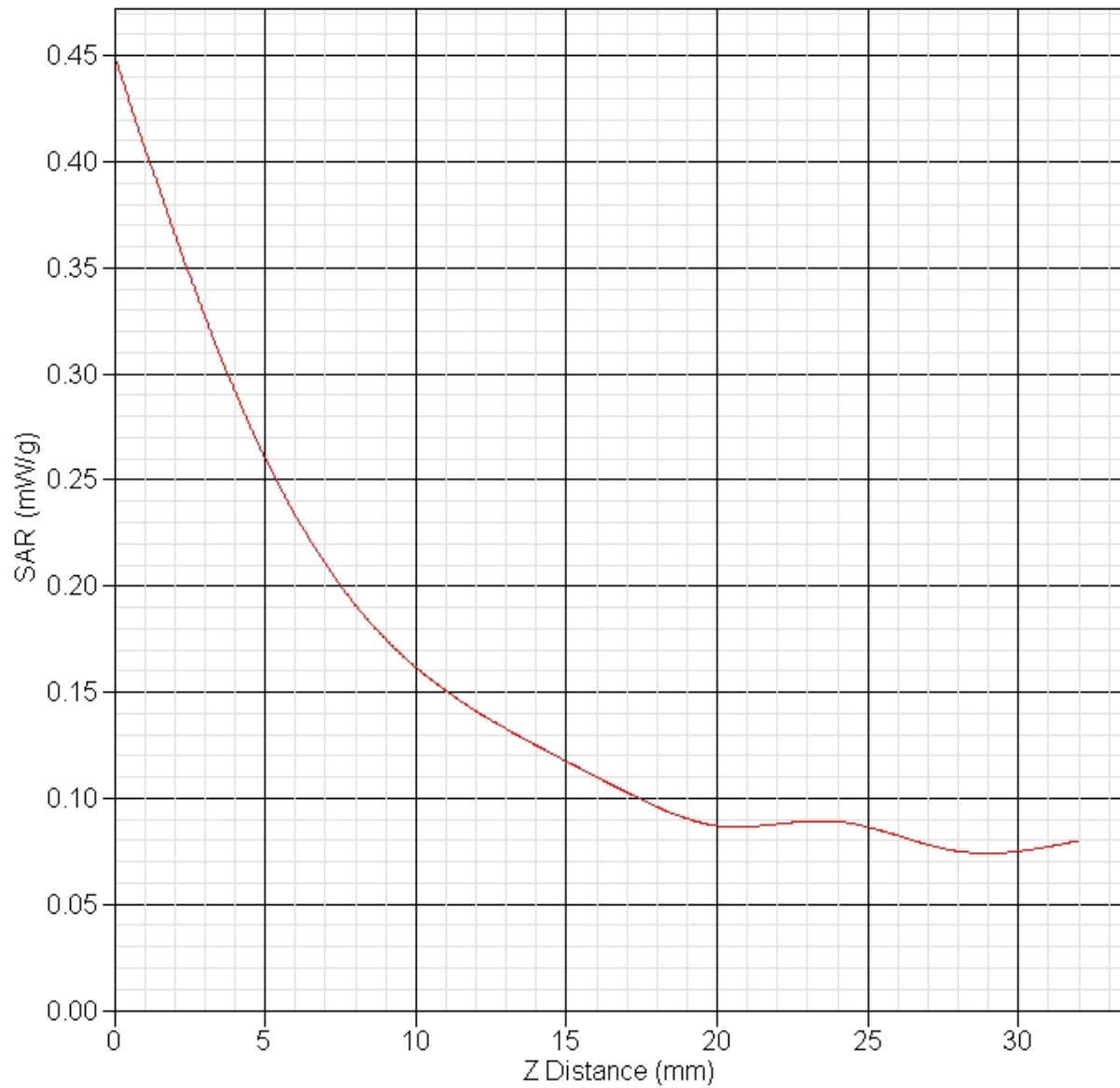
Other Data

DUT Position : Touch
 Separation : 0
 Channel : Mid



1 gram SAR value : 0.249 W/kg
 10 gram SAR value : 0.142 W/kg
 Area Scan Peak SAR : 0.257 W/kg
 Zoom Scan Peak SAR : 0.450 W/kg

SAR-Z Axis
at Hotspot x:-7.74 y:1.85



SAR Test Report

By Operator : Jay
Measurement Date : 23-Feb-2007
Starting Time : 23-Feb-2007 03:06:31 PM
End Time : 23-Feb-2007 03:19:02 PM
Scanning Time : 751 secs

Product Data

Device Name : Vulcan Inc.
Serial No. : Standard
Type : Other
Model : E-1001
Frequency : 2450.00 MHz
Max. Transmit Pwr : 0.024 W
Drift Time : 0 min(s)
Length : 150 mm
Width : 110 mm
Depth : 133 mm
Antenna Type : Internal
Orientation : Touch
Power Drift-Start : 0.239 W/kg
Power Drift-Finish: 0.231 W/kg
Power Drift (%) : -3.347

Phantom Data

Name : APREL-Uni
Type : Uni-Phantom
Size (mm) : 280 x 280 x 200
Serial No. : System Default
Location : Center
Description : Uni-Phantom

Tissue Data

Type : BODY
Serial No. : 2450
Frequency : 2450.00 MHz
Last Calib. Date : 23-Feb-2007
Temperature : 20.00 °C
Ambient Temp. : 23.00 °C
Humidity : 45.00 RH%
Epsilon : 51.64 F/m
Sigma : 1.99 S/m
Density : 1000.00 kg/cu. m

Probe Data

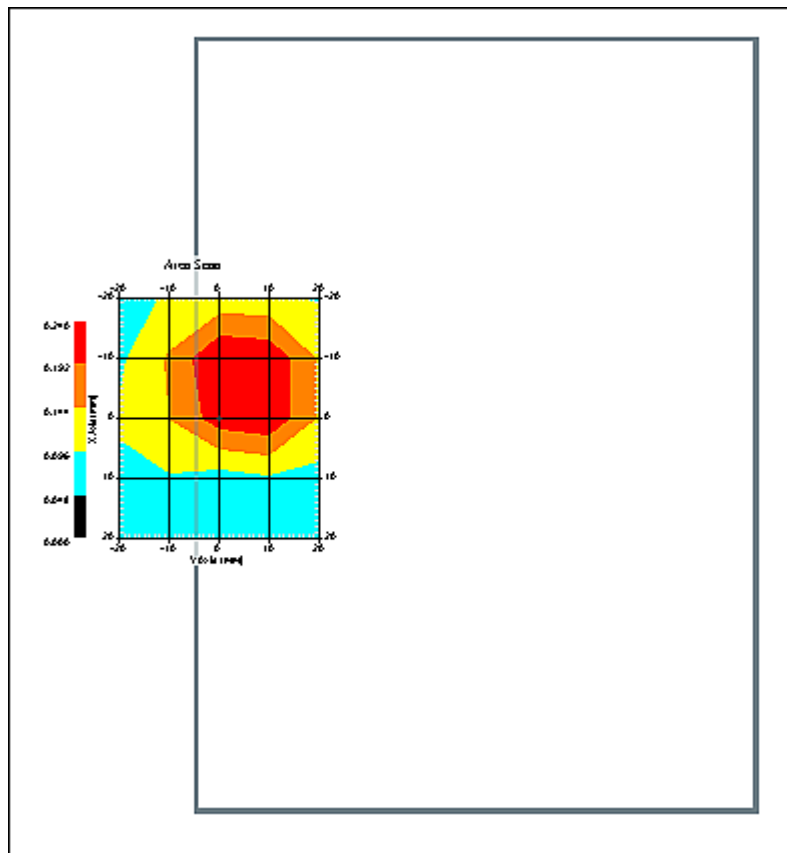
Name : RFEL 217
Model : E020
Type : E-Field Triangle
Serial No. : 217
Last Calib. Date : 30-May-2006
Frequency : 2450.00 MHz
Duty Cycle Factor: 1
Conversion Factor: 3.61
Probe Sensitivity: 1.20 1.20 1.20 $\mu\text{V}/(\text{V}/\text{m})^2$
Compression Point: 95.00 mV
Offset : 1.56 mm

Measurement Data

Crest Factor : 1
 Scan Type : Complete
 Tissue Temp. : 20.00 °C
 Ambient Temp. : 23.00 °C
 Set-up Date : 23-Feb-2007
 Set-up Time : 12:12:19 PM
 Area Scan : 5x5x1 : Measurement x=10mm, y=10mm, z=4mm
 Zoom Scan : 5x5x8 : Measurement x=8mm, y=8mm, z=4mm

Other Data

DUT Position : Touch
 Separation : 0
 Channel : Mid



1 gram SAR value : 0.231 W/kg
 10 gram SAR value : 0.127 W/kg
 Area Scan Peak SAR : 0.238 W/kg
 Zoom Scan Peak SAR : 0.460 W/kg

SAR Test Report

By Operator : Jay
Measurement Date : 23-Feb-2007
Starting Time : 23-Feb-2007 03:31:53 PM
End Time : 23-Feb-2007 03:44:19 PM
Scanning Time : 746 secs

Product Data

Device Name : Vulcan Inc.
Serial No. : Standard
Type : Other
Model : E-1001
Frequency : 2450.00 MHz
Max. Transmit Pwr : 0.024 W
Drift Time : 0 min(s)
Length : 150 mm
Width : 110 mm
Depth : 133 mm
Antenna Type : Internal
Orientation : Touch
Power Drift-Start : 0.248 W/kg
Power Drift-Finish: 0.239 W/kg
Power Drift (%) : -3.629

Phantom Data

Name : APREL-Uni
Type : Uni-Phantom
Size (mm) : 280 x 280 x 200
Serial No. : System Default
Location : Center
Description : Uni-Phantom

Tissue Data

Type : BODY
Serial No. : 2450
Frequency : 2450.00 MHz
Last Calib. Date : 23-Feb-2007
Temperature : 20.00 °C
Ambient Temp. : 23.00 °C
Humidity : 45.00 RH%
Epsilon : 51.64 F/m
Sigma : 1.99 S/m
Density : 1000.00 kg/cu. m

Probe Data

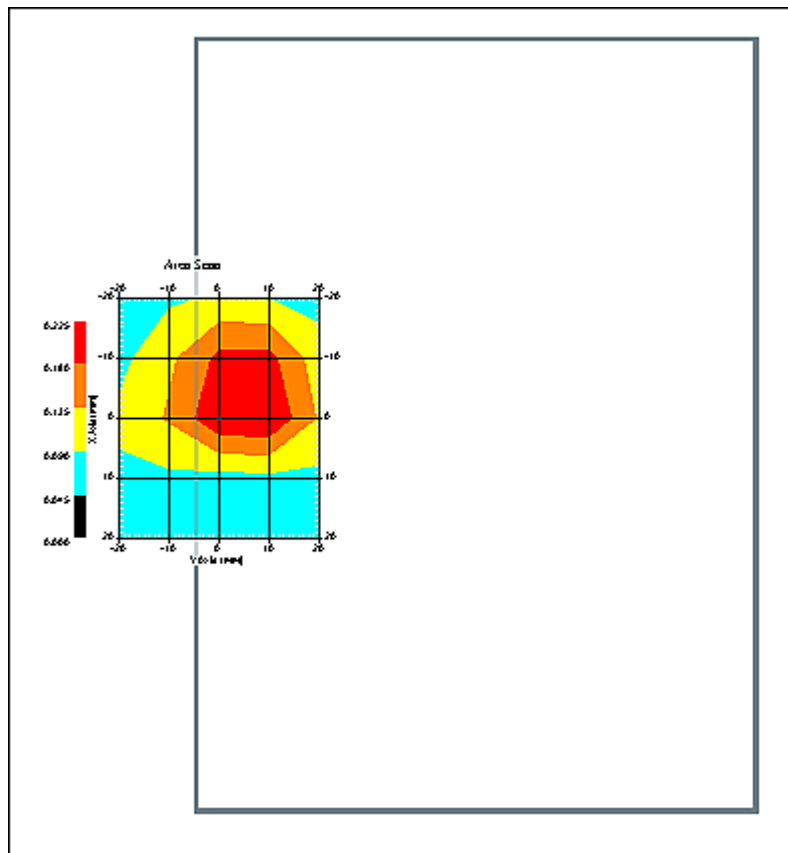
Name : RFEL 217
Model : E020
Type : E-Field Triangle
Serial No. : 217
Last Calib. Date : 30-May-2006
Frequency : 2450.00 MHz
Duty Cycle Factor: 1
Conversion Factor: 3.61
Probe Sensitivity: 1.20 1.20 1.20 $\mu\text{V}/(\text{V/m})^2$
Compression Point: 95.00 mV
Offset : 1.56 mm

Measurement Data

Crest Factor : 1
 Scan Type : Complete
 Tissue Temp. : 20.00 °C
 Ambient Temp. : 23.00 °C
 Set-up Date : 23-Feb-2007
 Set-up Time : 12:12:19 PM
 Area Scan : 5x5x1 : Measurement x=10mm, y=10mm, z=4mm
 Zoom Scan : 5x5x8 : Measurement x=8mm, y=8mm, z=4mm

Other Data

DUT Position : Touch
 Separation : 0
 Channel : Mid



1 gram SAR value : 0.200 W/kg
 10 gram SAR value : 0.120 W/kg
 Area Scan Peak SAR : 0.224 W/kg
 Zoom Scan Peak SAR : 0.370 W/kg

SAR Test Report

By Operator : Jay
Measurement Date : 23-Feb-2007
Starting Time : 23-Feb-2007 02:09:34 PM
End Time : 23-Feb-2007 02:22:06 PM
Scanning Time : 752 secs

Product Data

Device Name : Vulcan Inc.
Serial No. : Standard
Type : Other
Model : E-1001
Frequency : 2450.00 MHz
Max. Transmit Pwr : 0.024 W
Drift Time : 0 min(s)
Length : 150 mm
Width : 110 mm
Depth : 133 mm
Antenna Type : Internal
Orientation : Touch
Power Drift-Start : 0.092 W/kg
Power Drift-Finish: 0.090 W/kg
Power Drift (%) : -1.383

Phantom Data

Name : APREL-Uni
Type : Uni-Phantom
Size (mm) : 280 x 280 x 200
Serial No. : System Default
Location : Center
Description : Uni-Phantom

Tissue Data

Type : BODY
Serial No. : 2450
Frequency : 2450.00 MHz
Last Calib. Date : 23-Feb-2007
Temperature : 20.00 °C
Ambient Temp. : 23.00 °C
Humidity : 45.00 RH%
Epsilon : 51.64 F/m
Sigma : 1.99 S/m
Density : 1000.00 kg/cu. m

Probe Data

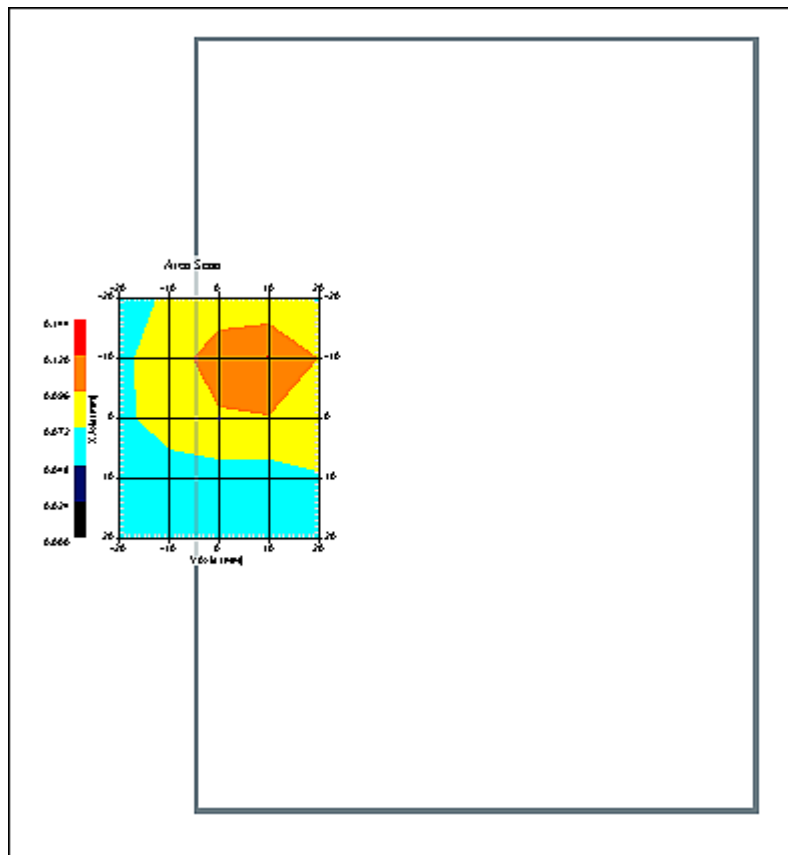
Name : RFEL 217
Model : E020
Type : E-Field Triangle
Serial No. : 217
Last Calib. Date : 30-May-2006
Frequency : 2450.00 MHz
Duty Cycle Factor: 1
Conversion Factor: 3.61
Probe Sensitivity: 1.20 1.20 1.20 $\mu\text{V}/(\text{V/m})^2$
Compression Point: 95.00 mV
Offset : 1.56 mm

Measurement Data

Crest Factor : 1
 Scan Type : Complete
 Tissue Temp. : 20.00 °C
 Ambient Temp. : 23.00 °C
 Set-up Date : 23-Feb-2007
 Set-up Time : 12:12:19 PM
 Area Scan : 5x5x1 : Measurement x=10mm, y=10mm, z=4mm
 Zoom Scan : 5x5x8 : Measurement x=8mm, y=8mm, z=4mm

Other Data

DUT Position : Touch
 Separation : 0
 Channel : Mid



1 gram SAR value : 0.106 W/kg
 10 gram SAR value : 0.077 W/kg
 Area Scan Peak SAR : 0.121 W/kg
 Zoom Scan Peak SAR : 0.170 W/kg

SAR Test Report

By Operator : Jay
Measurement Date : 23-Feb-2007
Starting Time : 23-Feb-2007 02:23:42 PM
End Time : 23-Feb-2007 02:36:13 PM
Scanning Time : 751 secs

Product Data

Device Name : Vulcan Inc.
Serial No. : Standard
Type : Other
Model : E-1001
Frequency : 2450.00 MHz
Max. Transmit Pwr : 0.024 W
Drift Time : 0 min(s)
Length : 150 mm
Width : 110 mm
Depth : 133 mm
Antenna Type : Internal
Orientation : Touch
Power Drift-Start : 0.097 W/kg
Power Drift-Finish: 0.094 W/kg
Power Drift (%) : -3.093

Phantom Data

Name : APREL-Uni
Type : Uni-Phantom
Size (mm) : 280 x 280 x 200
Serial No. : System Default
Location : Center
Description : Uni-Phantom

Tissue Data

Type : BODY
Serial No. : 2450
Frequency : 2450.00 MHz
Last Calib. Date : 23-Feb-2007
Temperature : 20.00 °C
Ambient Temp. : 23.00 °C
Humidity : 45.00 RH%
Epsilon : 51.64 F/m
Sigma : 1.99 S/m
Density : 1000.00 kg/cu. m

Probe Data

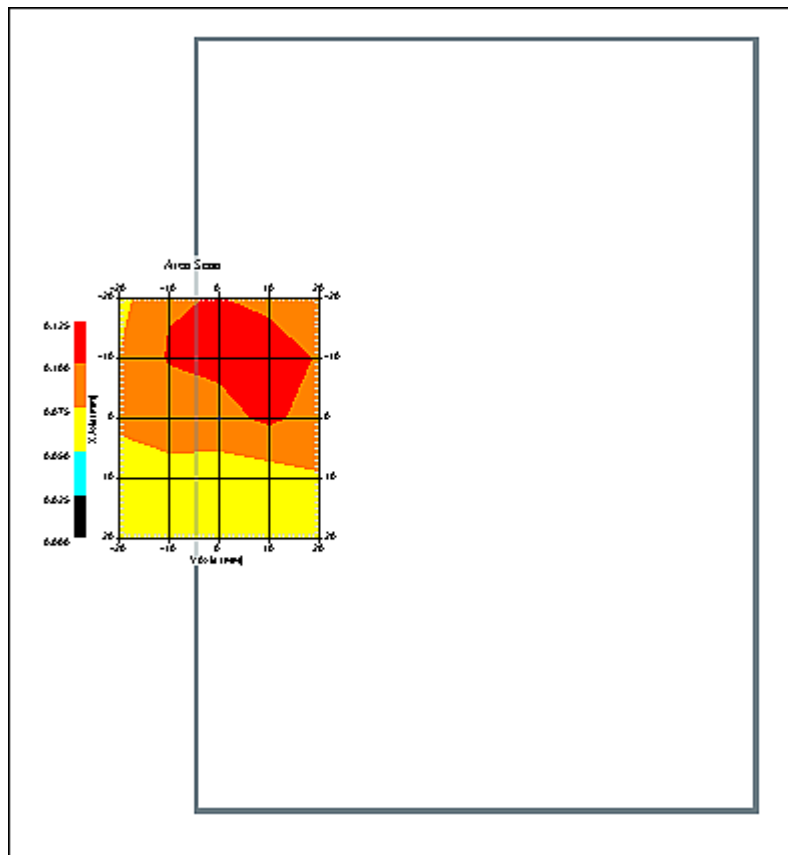
Name : RFEL 217
Model : E020
Type : E-Field Triangle
Serial No. : 217
Last Calib. Date : 30-May-2006
Frequency : 2450.00 MHz
Duty Cycle Factor: 1
Conversion Factor: 3.61
Probe Sensitivity: 1.20 1.20 1.20 $\mu\text{V}/(\text{V/m})^2$
Compression Point: 95.00 mV
Offset : 1.56 mm

Measurement Data

Crest Factor : 1
 Scan Type : Complete
 Tissue Temp. : 20.00 °C
 Ambient Temp. : 23.00 °C
 Set-up Date : 23-Feb-2007
 Set-up Time : 12:12:19 PM
 Area Scan : 5x5x1 : Measurement x=10mm, y=10mm, z=4mm
 Zoom Scan : 5x5x8 : Measurement x=8mm, y=8mm, z=4mm

Other Data

DUT Position : Touch
 Separation : 0
 Channel : Mid



1 gram SAR value : 0.101 W/kg
 10 gram SAR value : 0.080 W/kg
 Area Scan Peak SAR : 0.123 W/kg
 Zoom Scan Peak SAR : 0.150 W/kg

SAR Test Report

By Operator : Jay
Measurement Date : 23-Feb-2007
Starting Time : 23-Feb-2007 02:38:06 PM
End Time : 23-Feb-2007 02:50:33 PM
Scanning Time : 747 secs

Product Data

Device Name : Vulcan Inc.
Serial No. : Standard
Type : Other
Model : E-1001
Frequency : 2450.00 MHz
Max. Transmit Pwr : 0.024 W
Drift Time : 0 min(s)
Length : 150 mm
Width : 110 mm
Depth : 133 mm
Antenna Type : Internal
Orientation : Touch
Power Drift-Start : 0.085 W/kg
Power Drift-Finish: 0.081 W/kg
Power Drift (%) : -4.706

Phantom Data

Name : APREL-Uni
Type : Uni-Phantom
Size (mm) : 280 x 280 x 200
Serial No. : System Default
Location : Center
Description : Uni-Phantom

Tissue Data

Type : BODY
Serial No. : 2450
Frequency : 2450.00 MHz
Last Calib. Date : 23-Feb-2007
Temperature : 20.00 °C
Ambient Temp. : 23.00 °C
Humidity : 45.00 RH%
Epsilon : 51.64 F/m
Sigma : 1.99 S/m
Density : 1000.00 kg/cu. m

Probe Data

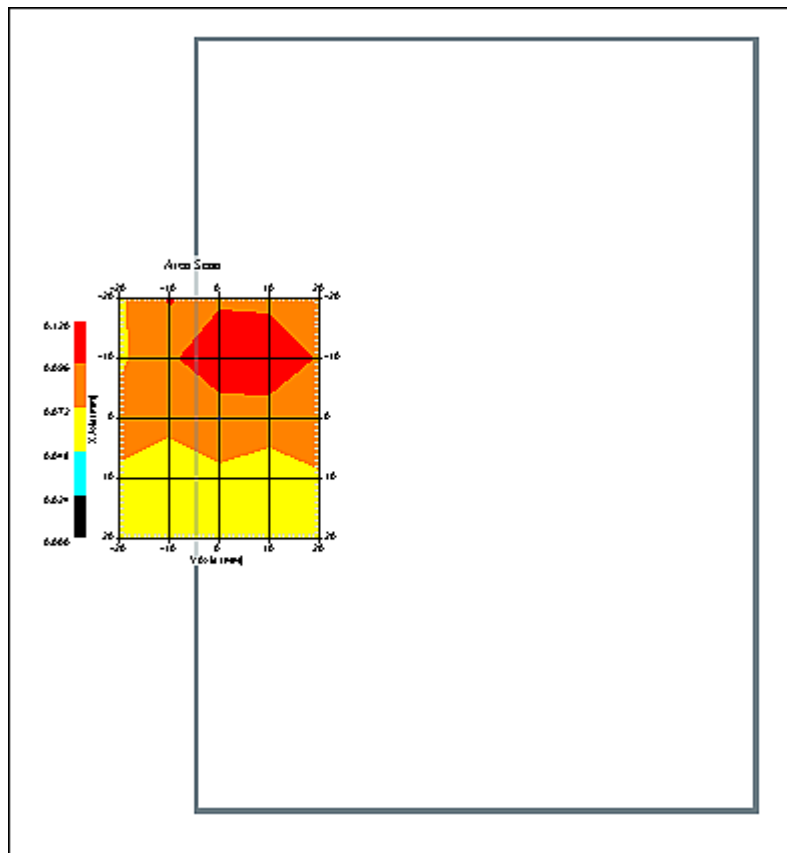
Name : RFEL 217
Model : E020
Type : E-Field Triangle
Serial No. : 217
Last Calib. Date : 30-May-2006
Frequency : 2450.00 MHz
Duty Cycle Factor: 1
Conversion Factor: 3.61
Probe Sensitivity: 1.20 1.20 1.20 $\mu\text{V}/(\text{V/m})^2$
Compression Point: 95.00 mV
Offset : 1.56 mm

Measurement Data

Crest Factor : 1
 Scan Type : Complete
 Tissue Temp. : 20.00 °C
 Ambient Temp. : 23.00 °C
 Set-up Date : 23-Feb-2007
 Set-up Time : 12:12:19 PM
 Area Scan : 5x5x1 : Measurement x=10mm, y=10mm, z=4mm
 Zoom Scan : 5x5x8 : Measurement x=8mm, y=8mm, z=4mm

Other Data

DUT Position : Touch
 Separation : 0
 Channel : Mid



1 gram SAR value : 0.115 W/kg
 10 gram SAR value : 0.083 W/kg
 Area Scan Peak SAR : 0.119 W/kg
 Zoom Scan Peak SAR : 0.160 W/kg

SAR Test Report

By Operator : Jay
Measurement Date : 21-Feb-2007
Starting Time : 21-Feb-2007 01:46:00 PM
End Time : 21-Feb-2007 02:02:38 PM
Scanning Time : 998 secs

Product Data

Device Name : Vulcan Inc.
Serial No. : Standard
Type : Other
Model : E-1001
Frequency : 835.00 MHz
Max. Transmit Pwr : 0.32 W
Drift Time : 0 min(s)
Length : 150 mm
Width : 110 mm
Depth : 133 mm
Antenna Type : Internal
Orientation : Rotated Right 90°
Power Drift-Start : 0.559 W/kg
Power Drift-Finish: 0.532 W/kg
Power Drift (%) : -4.833

Phantom Data

Name : APREL-Uni
Type : Uni-Phantom
Size (mm) : 280 x 280 x 200
Serial No. : System Default
Location : Center
Description : Uni-Phantom

Tissue Data

Type : BODY
Serial No. : 835
Frequency : 835.00 MHz
Last Calib. Date : 21-Feb-2007
Temperature : 20.00 °C
Ambient Temp. : 23.00 °C
Humidity : 52.00 RH%
Epsilon : 55.21 F/m
Sigma : 0.95 S/m
Density : 1000.00 kg/cu. m

Probe Data

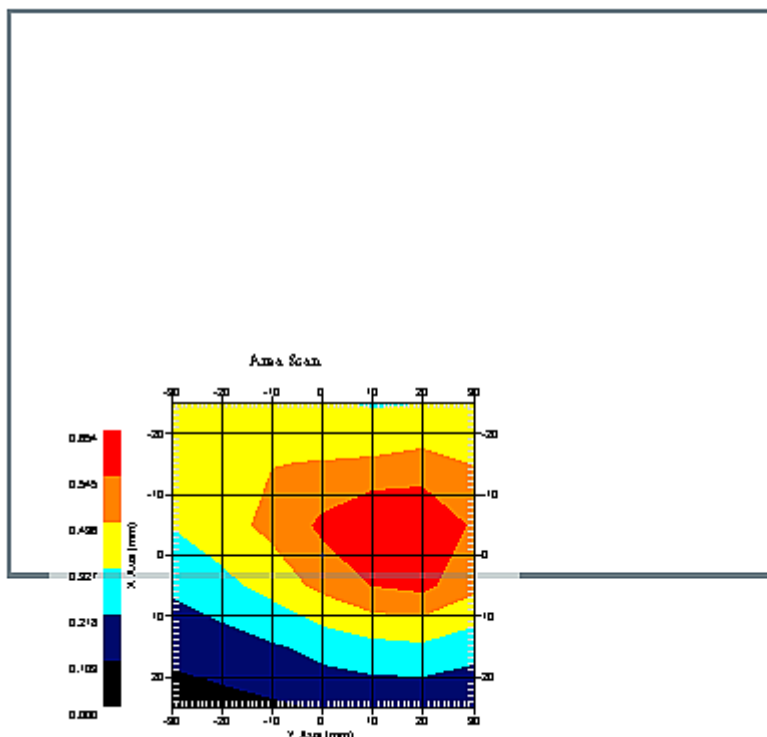
Name : RFEL 217
Model : E020
Type : E-Field Triangle
Serial No. : 217
Last Calib. Date : 30-May-2006
Frequency : 835.00 MHz
Duty Cycle Factor: 1
Conversion Factor: 6.1
Probe Sensitivity: 1.20 1.20 1.20 $\mu\text{V}/(\text{V/m})^2$
Compression Point: 95.00 mV
Offset : 1.56 mm

Measurement Data

Crest Factor : 1
 Scan Type : Complete
 Tissue Temp. : 20.00 °C
 Ambient Temp. : 23.00 °C
 Set-up Date : 21-Feb-2007
 Set-up Time : 10:09:59 AM
 Area Scan : 6x7x1 : Measurement x=10mm, y=10mm, z=4mm
 Zoom Scan : 5x5x8 : Measurement x=8mm, y=8mm, z=4mm

Other Data

DUT Position : Rotated Right 90°
 Separation : 0
 Channel : Low



1 gram SAR value : 0.603 W/kg
 10 gram SAR value : 0.406 W/kg
 Area Scan Peak SAR : 0.654 W/kg
 Zoom Scan Peak SAR : 0.850 W/kg

SAR Test Report

By Operator : Jay
Measurement Date : 21-Feb-2007
Starting Time : 21-Feb-2007 01:24:55 PM
End Time : 21-Feb-2007 01:41:53 PM
Scanning Time : 1018 secs

Product Data

Device Name : Vulcan Inc.
Serial No. : Standard
Type : Other
Model : E-1001
Frequency : 835.00 MHz
Max. Transmit Pwr : 0.32 W
Drift Time : 0 min(s)
Length : 150 mm
Width : 110 mm
Depth : 133 mm
Antenna Type : Internal
Orientation : Rotated Left 90°
Power Drift-Start : 0.654 W/kg
Power Drift-Finish: 0.638 W/kg
Power Drift (%) : -2.446

Phantom Data

Name : APREL-Uni
Type : Uni-Phantom
Size (mm) : 280 x 280 x 200
Serial No. : System Default
Location : Center
Description : Uni-Phantom

Tissue Data

Type : BODY
Serial No. : 835
Frequency : 835.00 MHz
Last Calib. Date : 21-Feb-2007
Temperature : 20.00 °C
Ambient Temp. : 23.00 °C
Humidity : 52.00 RH%
Epsilon : 55.21 F/m
Sigma : 0.95 S/m
Density : 1000.00 kg/cu. m

Probe Data

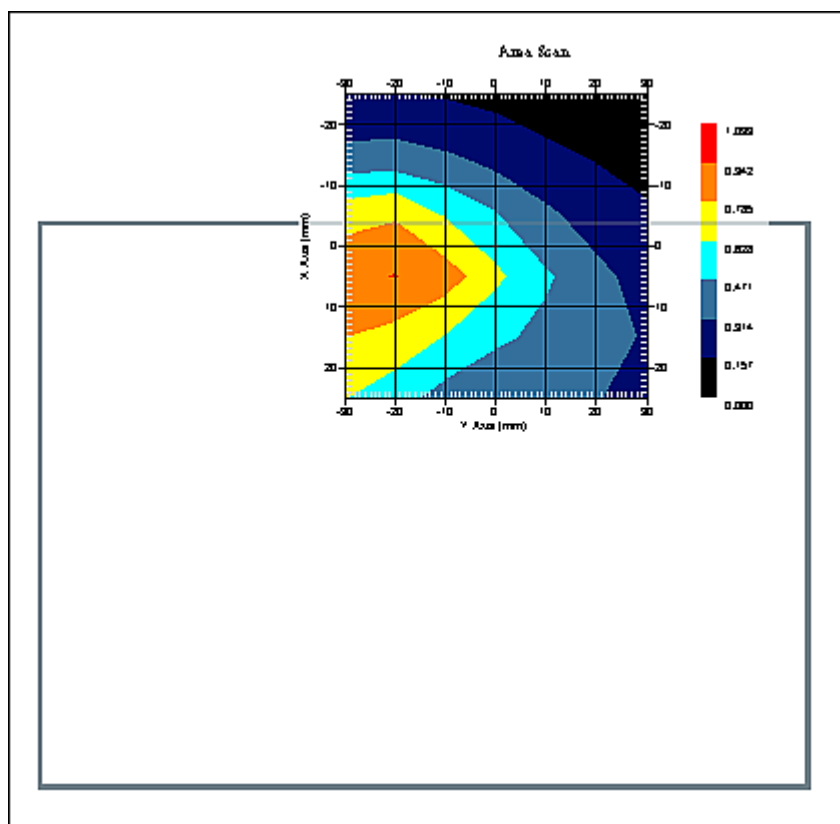
Name : RFEL 217
Model : E020
Type : E-Field Triangle
Serial No. : 217
Last Calib. Date : 30-May-2006
Frequency : 835.00 MHz
Duty Cycle Factor: 1
Conversion Factor: 6.1
Probe Sensitivity: 1.20 1.20 1.20 $\mu\text{V}/(\text{V/m})^2$
Compression Point: 95.00 mV
Offset : 1.56 mm

Measurement Data

Crest Factor : 1
 Scan Type : Complete
 Tissue Temp. : 20.00 °C
 Ambient Temp. : 23.00 °C
 Set-up Date : 21-Feb-2007
 Set-up Time : 10:09:59 AM
 Area Scan : 6x7x1 : Measurement x=10mm, y=10mm, z=4mm
 Zoom Scan : 5x5x8 : Measurement x=8mm, y=8mm, z=4mm

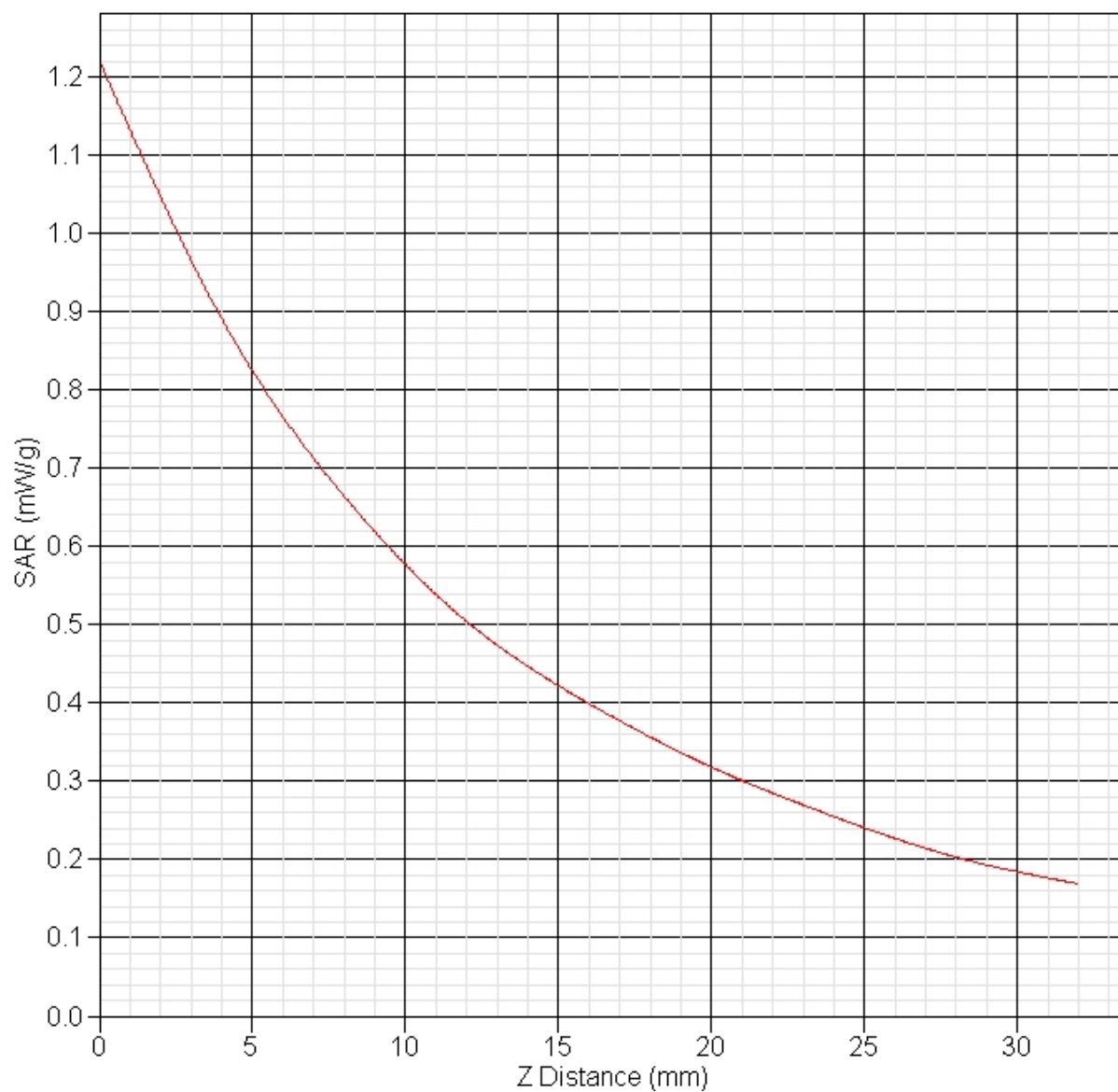
Other Data

DUT Position : Rotated Left 90°
 Separation : 0
 Channel : Mid



1 gram SAR value : 0.827 W/kg
 10 gram SAR value : 0.546 W/kg
 Area Scan Peak SAR : 0.945 W/kg
 Zoom Scan Peak SAR : 1.221 W/kg

SAR-Z Axis
at Hotspot x:5.29 y:-20.21



SAR Test Report

By Operator : Jay
Measurement Date : 21-Feb-2007
Starting Time : 21-Feb-2007 02:04:26 PM
End Time : 21-Feb-2007 02:21:04 PM
Scanning Time : 998 secs

Product Data

Device Name : Vulcan Inc.
Serial No. : Standard
Type : Other
Model : E-1001
Frequency : 835.00 MHz
Max. Transmit Pwr : 0.32 W
Drift Time : 0 min(s)
Length : 150 mm
Width : 110 mm
Depth : 133 mm
Antenna Type : Internal
Orientation : Rotated Right 90°
Power Drift-Start : 0.641 W/kg
Power Drift-Finish: 0.626 W/kg
Power Drift (%) : -2.430

Phantom Data

Name : APREL-Uni
Type : Uni-Phantom
Size (mm) : 280 x 280 x 200
Serial No. : System Default
Location : Center
Description : Uni-Phantom

Tissue Data

Type : BODY
Serial No. : 835
Frequency : 835.00 MHz
Last Calib. Date : 21-Feb-2007
Temperature : 20.00 °C
Ambient Temp. : 23.00 °C
Humidity : 52.00 RH%
Epsilon : 55.21 F/m
Sigma : 0.95 S/m
Density : 1000.00 kg/cu. m

Probe Data

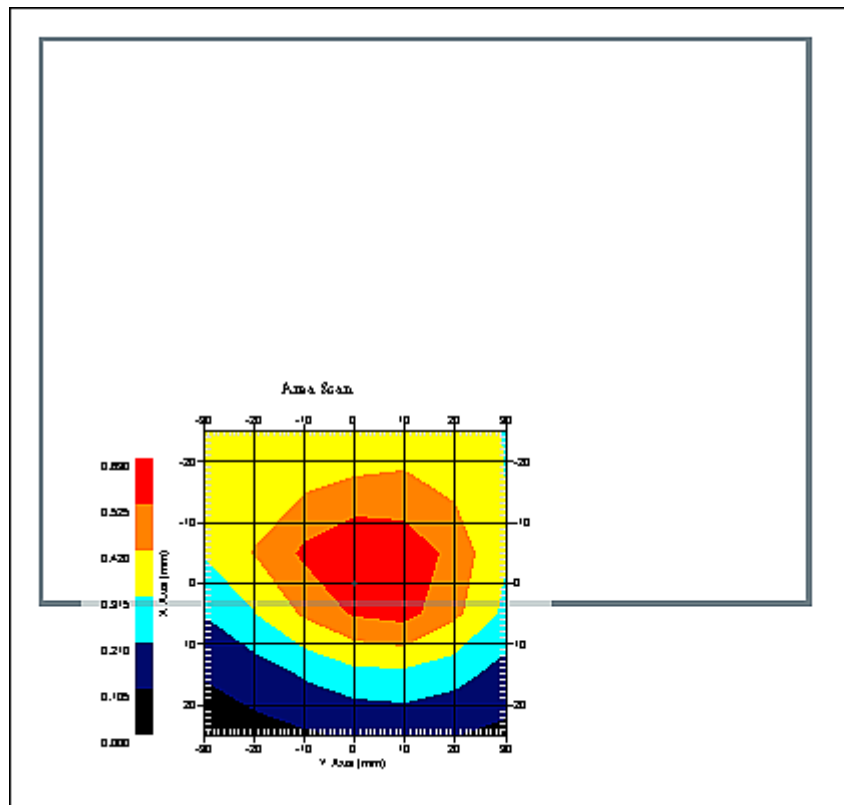
Name : RFEL 217
Model : E020
Type : E-Field Triangle
Serial No. : 217
Last Calib. Date : 30-May-2006
Frequency : 835.00 MHz
Duty Cycle Factor: 1
Conversion Factor: 6.1
Probe Sensitivity: 1.20 1.20 1.20 $\mu\text{V}/(\text{V/m})^2$
Compression Point: 95.00 mV
Offset : 1.56 mm

Measurement Data

Crest Factor : 1
 Scan Type : Complete
 Tissue Temp. : 20.00 °C
 Ambient Temp. : 23.00 °C
 Set-up Date : 21-Feb-2007
 Set-up Time : 10:09:59 AM
 Area Scan : 6x7x1 : Measurement x=10mm, y=10mm, z=4mm
 Zoom Scan : 5x5x8 : Measurement x=8mm, y=8mm, z=4mm

Other Data

DUT Position : Rotated Right 90°
 Separation : 0
 Channel : High



1 gram SAR value : 0.580 W/kg
 10 gram SAR value : 0.380 W/kg
 Area Scan Peak SAR : 0.628 W/kg
 Zoom Scan Peak SAR : 0.830 W/kg

SAR Test Report

By Operator : Jay
Measurement Date : 22-Feb-2007
Starting Time : 22-Feb-2007 09:07:34 AM
End Time : 22-Feb-2007 09:24:17 AM
Scanning Time : 1003 secs

Product Data

Device Name : Vulcan Inc.
Serial No. : Standard
Type : Other
Model : E-1001
Frequency : 835.00 MHz
Max. Transmit Pwr : 0.32 W
Drift Time : 0 min(s)
Length : 150 mm
Width : 110 mm
Depth : 133 mm
Antenna Type : Internal
Orientation : Rotated Right 90°
Power Drift-Start : 0.888 W/kg
Power Drift-Finish: 0.845 W/kg
Power Drift (%) : -4.842

Phantom Data

Name : APREL-Uni
Type : Uni-Phantom
Size (mm) : 280 x 280 x 200
Serial No. : System Default
Location : Center
Description : Uni-Phantom

Tissue Data

Type : BODY
Serial No. : 835
Frequency : 835.00 MHz
Last Calib. Date : 22-Feb-2007
Temperature : 20.00 °C
Ambient Temp. : 23.00 °C
Humidity : 52.00 RH%
Epsilon : 56.88 F/m
Sigma : 0.99 S/m
Density : 1000.00 kg/cu. m

Probe Data

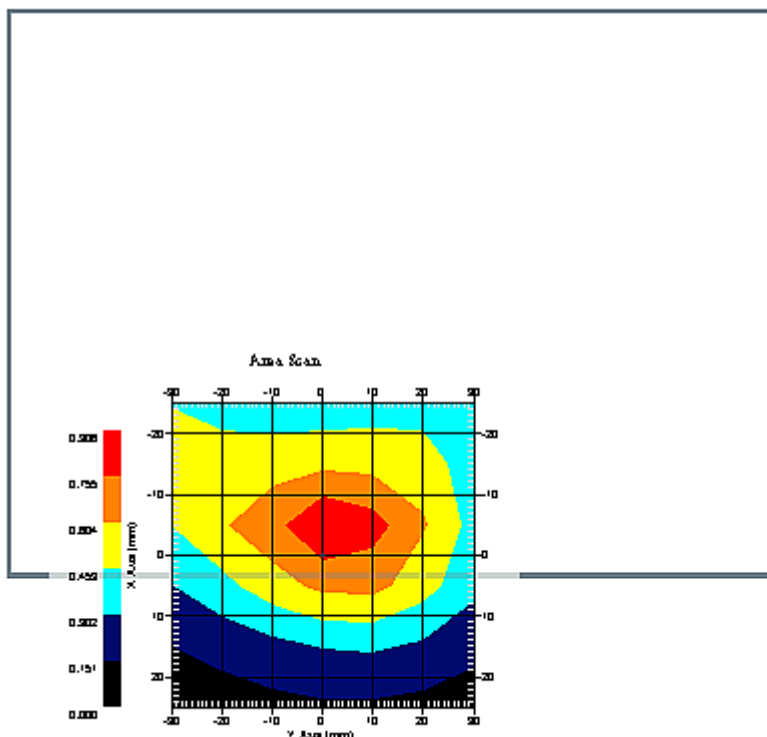
Name : RFEL 217
Model : E020
Type : E-Field Triangle
Serial No. : 217
Last Calib. Date : 30-May-2006
Frequency : 835.00 MHz
Duty Cycle Factor: 1
Conversion Factor: 6.1
Probe Sensitivity: 1.20 1.20 1.20 $\mu\text{V}/(\text{V/m})^2$
Compression Point: 95.00 mV
Offset : 1.56 mm

Measurement Data

Crest Factor : 1
 Scan Type : Complete
 Tissue Temp. : 20.00 °C
 Ambient Temp. : 23.00 °C
 Set-up Date : 22-Feb-2007
 Set-up Time : 8:40:59 AM
 Area Scan : 6x7x1 : Measurement x=10mm, y=10mm, z=4mm
 Zoom Scan : 5x5x8 : Measurement x=8mm, y=8mm, z=4mm

Other Data

DUT Position : Rotated Right 90°
 Separation : 0
 Channel : Mid



1 gram SAR value : 0.747 W/kg
 10 gram SAR value : 0.476 W/kg
 Area Scan Peak SAR : 0.905 W/kg
 Zoom Scan Peak SAR : 1.121 W/kg

SAR Test Report

By Operator : Jay
Measurement Date : 22-Feb-2007
Starting Time : 22-Feb-2007 09:46:00 AM
End Time : 22-Feb-2007 10:02:31 AM
Scanning Time : 991 secs

Product Data

Device Name : Vulcan Inc.
Serial No. : Standard
Type : Other
Model : E-1001
Frequency : 835.00 MHz
Max. Transmit Pwr : 0.32 W
Drift Time : 0 min(s)
Length : 150 mm
Width : 110 mm
Depth : 133 mm
Antenna Type : Internal
Orientation : Rotated Right 90°
Power Drift-Start : 0.480 W/kg
Power Drift-Finish: 0.480 W/kg
Power Drift (%) : 0.194

Phantom Data

Name : APREL-Uni
Type : Uni-Phantom
Size (mm) : 280 x 280 x 200
Serial No. : System Default
Location : Center
Description : Uni-Phantom

Tissue Data

Type : BODY
Serial No. : 835
Frequency : 835.00 MHz
Last Calib. Date : 22-Feb-2007
Temperature : 20.00 °C
Ambient Temp. : 23.00 °C
Humidity : 52.00 RH%
Epsilon : 56.88 F/m
Sigma : 0.99 S/m
Density : 1000.00 kg/cu. m

Probe Data

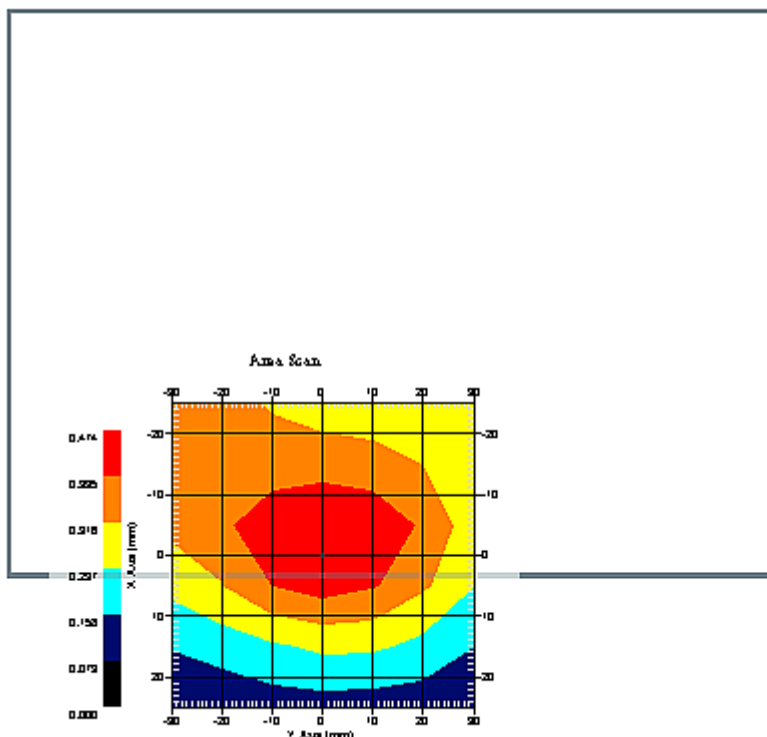
Name : RFEL 217
Model : E020
Type : E-Field Triangle
Serial No. : 217
Last Calib. Date : 30-May-2006
Frequency : 835.00 MHz
Duty Cycle Factor: 1
Conversion Factor: 6.1
Probe Sensitivity: 1.20 1.20 1.20 $\mu\text{V}/(\text{V/m})^2$
Compression Point: 95.00 mV
Offset : 1.56 mm

Measurement Data

Crest Factor : 1
 Scan Type : Complete
 Tissue Temp. : 20.00 °C
 Ambient Temp. : 23.00 °C
 Set-up Date : 22-Feb-2007
 Set-up Time : 8:40:59 AM
 Area Scan : 6x7x1 : Measurement x=10mm, y=10mm, z=4mm
 Zoom Scan : 5x5x8 : Measurement x=8mm, y=8mm, z=4mm

Other Data

DUT Position : Rotated Right 90°
 Separation : 0
 Channel : Low



1 gram SAR value : 0.446 W/kg
 10 gram SAR value : 0.307 W/kg
 Area Scan Peak SAR : 0.472 W/kg
 Zoom Scan Peak SAR : 0.600 W/kg

SAR Test Report

By Operator : Jay
Measurement Date : 22-Feb-2007
Starting Time : 22-Feb-2007 09:28:50 AM
End Time : 22-Feb-2007 09:45:19 AM
Scanning Time : 989 secs

Product Data

Device Name : Vulcan Inc.
Serial No. : Standard
Type : Other
Model : E-1001
Frequency : 835.00 MHz
Max. Transmit Pwr : 0.32 W
Drift Time : 0 min(s)
Length : 150 mm
Width : 110 mm
Depth : 133 mm
Antenna Type : Internal
Orientation : Rotated Right 90°
Power Drift-Start : 0.514 W/kg
Power Drift-Finish: 0.496 W/kg
Power Drift (%) : -3.571

Phantom Data

Name : APREL-Uni
Type : Uni-Phantom
Size (mm) : 280 x 280 x 200
Serial No. : System Default
Location : Center
Description : Uni-Phantom

Tissue Data

Type : BODY
Serial No. : 835
Frequency : 835.00 MHz
Last Calib. Date : 22-Feb-2007
Temperature : 20.00 °C
Ambient Temp. : 23.00 °C
Humidity : 52.00 RH%
Epsilon : 56.88 F/m
Sigma : 0.99 S/m
Density : 1000.00 kg/cu. m

Probe Data

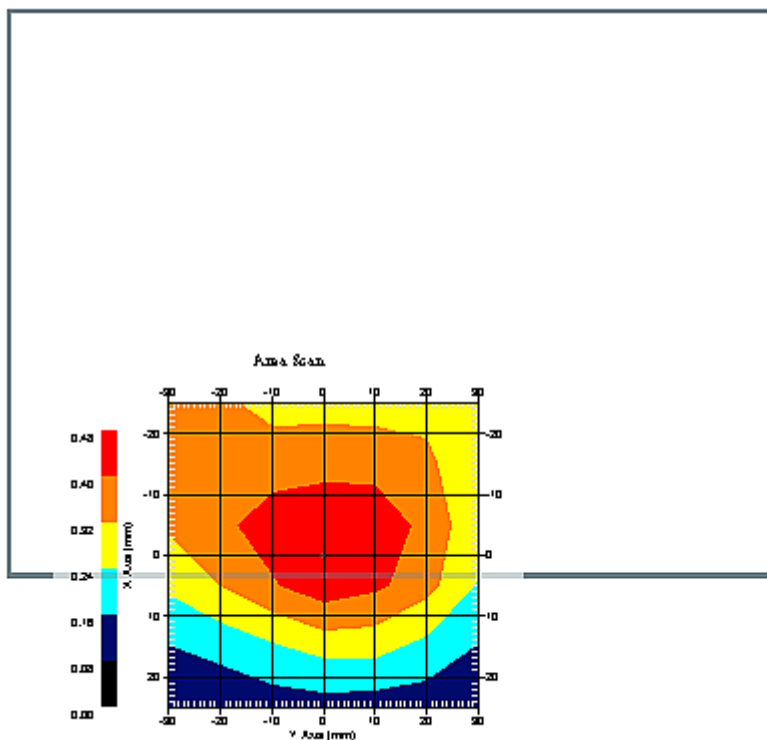
Name : RFEL 217
Model : E020
Type : E-Field Triangle
Serial No. : 217
Last Calib. Date : 30-May-2006
Frequency : 835.00 MHz
Duty Cycle Factor: 1
Conversion Factor: 6.1
Probe Sensitivity: 1.20 1.20 1.20 $\mu\text{V}/(\text{V/m})^2$
Compression Point: 95.00 mV
Offset : 1.56 mm

Measurement Data

Crest Factor : 1
 Scan Type : Complete
 Tissue Temp. : 20.00 °C
 Ambient Temp. : 23.00 °C
 Set-up Date : 22-Feb-2007
 Set-up Time : 8:40:59 AM
 Area Scan : 6x7x1 : Measurement x=10mm, y=10mm, z=4mm
 Zoom Scan : 5x5x8 : Measurement x=8mm, y=8mm, z=4mm

Other Data

DUT Position : Rotated Right 90°
 Separation : 0
 Channel : Mid



1 gram SAR value : 0.450 W/kg
 10 gram SAR value : 0.318 W/kg
 Area Scan Peak SAR : 0.479 W/kg
 Zoom Scan Peak SAR : 0.630 W/kg

SAR Test Report

By Operator : Jay
Measurement Date : 22-Feb-2007
Starting Time : 22-Feb-2007 10:03:31 AM
End Time : 22-Feb-2007 10:19:54 AM
Scanning Time : 983 secs

Product Data

Device Name : Vulcan Inc.
Serial No. : Standard
Type : Other
Model : E-1001
Frequency : 835.00 MHz
Max. Transmit Pwr : 0.32 W
Drift Time : 0 min(s)
Length : 150 mm
Width : 110 mm
Depth : 133 mm
Antenna Type : Internal
Orientation : Rotated Right 90°
Power Drift-Start : 0.422 W/kg
Power Drift-Finish: 0.422 W/kg
Power Drift (%) : -0.111

Phantom Data

Name : APREL-Uni
Type : Uni-Phantom
Size (mm) : 280 x 280 x 200
Serial No. : System Default
Location : Center
Description : Uni-Phantom

Tissue Data

Type : BODY
Serial No. : 835
Frequency : 835.00 MHz
Last Calib. Date : 22-Feb-2007
Temperature : 20.00 °C
Ambient Temp. : 23.00 °C
Humidity : 52.00 RH%
Epsilon : 56.88 F/m
Sigma : 0.99 S/m
Density : 1000.00 kg/cu. m

Probe Data

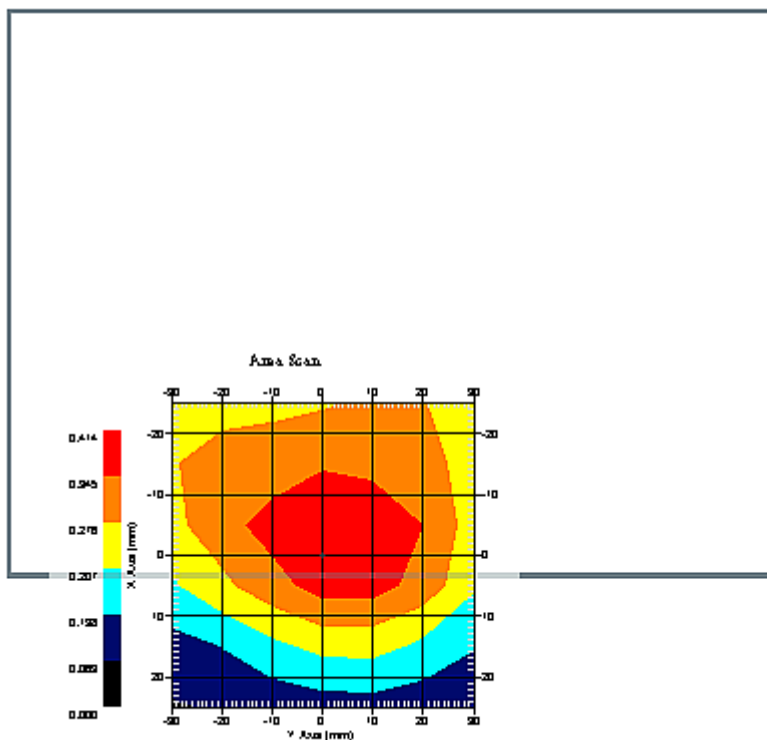
Name : RFEL 217
Model : E020
Type : E-Field Triangle
Serial No. : 217
Last Calib. Date : 30-May-2006
Frequency : 835.00 MHz
Duty Cycle Factor: 1
Conversion Factor: 6.1
Probe Sensitivity: 1.20 1.20 1.20 $\mu\text{V}/(\text{V/m})^2$
Compression Point: 95.00 mV
Offset : 1.56 mm

Measurement Data

Crest Factor : 1
 Scan Type : Complete
 Tissue Temp. : 20.00 °C
 Ambient Temp. : 23.00 °C
 Set-up Date : 22-Feb-2007
 Set-up Time : 8:40:59 AM
 Area Scan : 6x7x1 : Measurement x=10mm, y=10mm, z=4mm
 Zoom Scan : 5x5x8 : Measurement x=8mm, y=8mm, z=4mm

Other Data

DUT Position : Rotated Right 90°
 Separation : 0
 Channel : High



1 gram SAR value : 0.384 W/kg
 10 gram SAR value : 0.267 W/kg
 Area Scan Peak SAR : 0.412 W/kg
 Zoom Scan Peak SAR : 0.530 W/kg

SAR Test Report

By Operator : Jay
Measurement Date : 22-Feb-2007
Starting Time : 22-Feb-2007 10:22:28 AM
End Time : 22-Feb-2007 10:39:00 AM
Scanning Time : 992 secs

Product Data

Device Name : Vulcan Inc.
Serial No. : Standard
Type : Other
Model : E-1001
Frequency : 835.00 MHz
Max. Transmit Pwr : 0.32 W
Drift Time : 0 min(s)
Length : 150 mm
Width : 110 mm
Depth : 133 mm
Antenna Type : Internal
Orientation : Rotated Right 90°
Power Drift-Start : 0.546 W/kg
Power Drift-Finish: 0.546 W/kg
Power Drift (%) : 0.068

Phantom Data

Name : APREL-Uni
Type : Uni-Phantom
Size (mm) : 280 x 280 x 200
Serial No. : System Default
Location : Center
Description : Uni-Phantom

Tissue Data

Type : BODY
Serial No. : 835
Frequency : 835.00 MHz
Last Calib. Date : 22-Feb-2007
Temperature : 20.00 °C
Ambient Temp. : 23.00 °C
Humidity : 52.00 RH%
Epsilon : 56.88 F/m
Sigma : 0.99 S/m
Density : 1000.00 kg/cu. m

Probe Data

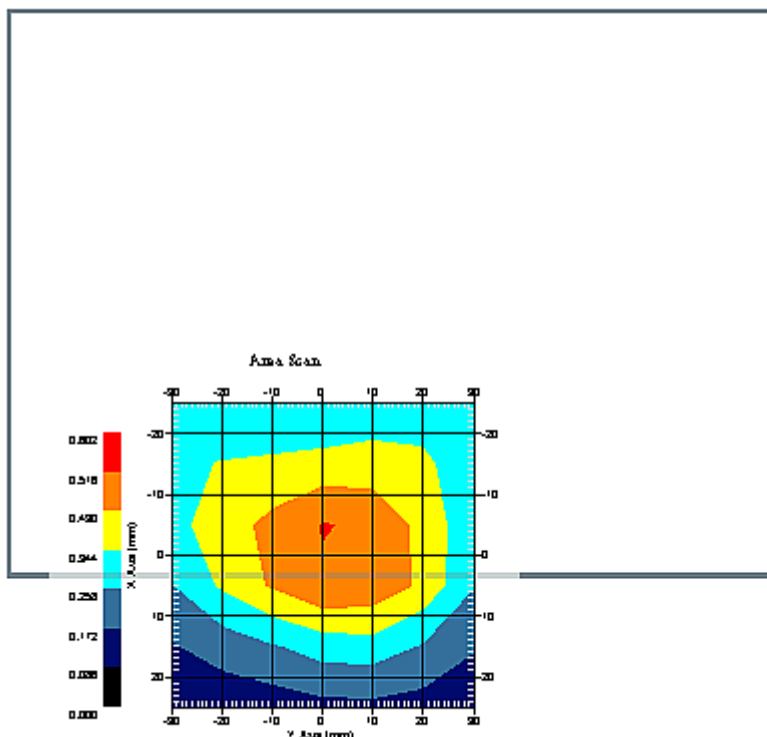
Name : RFEL 217
Model : E020
Type : E-Field Triangle
Serial No. : 217
Last Calib. Date : 30-May-2006
Frequency : 835.00 MHz
Duty Cycle Factor: 1
Conversion Factor: 6.1
Probe Sensitivity: 1.20 1.20 1.20 $\mu\text{V}/(\text{V/m})^2$
Compression Point: 95.00 mV
Offset : 1.56 mm

Measurement Data

Crest Factor : 1
 Scan Type : Complete
 Tissue Temp. : 20.00 °C
 Ambient Temp. : 23.00 °C
 Set-up Date : 22-Feb-2007
 Set-up Time : 8:40:59 AM
 Area Scan : 6x7x1 : Measurement x=10mm, y=10mm, z=4mm
 Zoom Scan : 5x5x8 : Measurement x=8mm, y=8mm, z=4mm

Other Data

DUT Position : Rotated Right 90°
 Separation : 0
 Channel : Mid



1 gram SAR value : 0.481 W/kg
 10 gram SAR value : 0.322 W/kg
 Area Scan Peak SAR : 0.519 W/kg
 Zoom Scan Peak SAR : 0.700 W/kg

SAR Test Report

By Operator : Jay
Measurement Date : 22-Feb-2007
Starting Time : 22-Feb-2007 12:32:22 PM
End Time : 22-Feb-2007 12:48:39 PM
Scanning Time : 977 secs

Product Data

Device Name : Vulcan Inc.
Serial No. : Aux
Type : Other
Model : E-1001
Frequency : 835.00 MHz
Max. Transmit Pwr : 0.32 W
Drift Time : 0 min(s)
Length : 150 mm
Width : 110 mm
Depth : 133 mm
Antenna Type : Internal
Orientation : Rotated Right 90°
Power Drift-Start : 0.581 W/kg
Power Drift-Finish: 0.597 W/kg
Power Drift (%) : 2.754

Phantom Data

Name : APREL-Uni
Type : Uni-Phantom
Size (mm) : 280 x 280 x 200
Serial No. : System Default
Location : Center
Description : Uni-Phantom

Tissue Data

Type : BODY
Serial No. : 835
Frequency : 835.00 MHz
Last Calib. Date : 22-Feb-2007
Temperature : 20.00 °C
Ambient Temp. : 23.00 °C
Humidity : 52.00 RH%
Epsilon : 56.88 F/m
Sigma : 0.99 S/m
Density : 1000.00 kg/cu. m

Probe Data

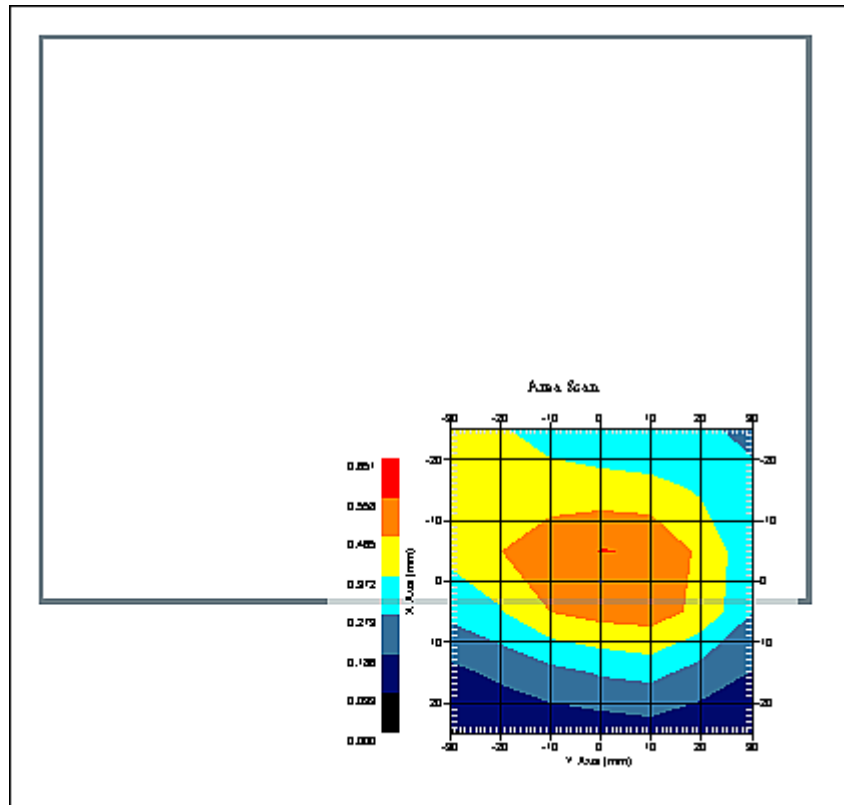
Name : RFEL 217
Model : E020
Type : E-Field Triangle
Serial No. : 217
Last Calib. Date : 30-May-2006
Frequency : 835.00 MHz
Duty Cycle Factor: 1
Conversion Factor: 6.1
Probe Sensitivity: 1.20 1.20 1.20 $\mu\text{V}/(\text{V/m})^2$
Compression Point: 95.00 mV
Offset : 1.56 mm

Measurement Data

Crest Factor : 1
Scan Type : Complete
Tissue Temp. : 20.00 °C
Ambient Temp. : 223.00 °C
Set-up Date : 22-Feb-2007
Set-up Time : 10:51:54 AM
Area Scan : 6x7x1 : Measurement x=10mm, y=10mm, z=4mm
Zoom Scan : 5x5x8 : Measurement x=8mm, y=8mm, z=4mm

Other Data

DUT Position : Rotated Right 90°
Separation : 0
Channel : Low



1 gram SAR value : 0.555 W/kg
10 gram SAR value : 0.384 W/kg
Area Scan Peak SAR : 0.559 W/kg
Zoom Scan Peak SAR : 0.830 W/kg

SAR Test Report

By Operator : Jay
Measurement Date : 22-Feb-2007
Starting Time : 22-Feb-2007 12:15:14 PM
End Time : 22-Feb-2007 12:31:51 PM
Scanning Time : 997 secs

Product Data

Device Name : Vulcan Inc.
Serial No. : Aux
Type : Other
Model : E-1001
Frequency : 835.00 MHz
Max. Transmit Pwr : 0.32 W
Drift Time : 0 min(s)
Length : 150 mm
Width : 110 mm
Depth : 133 mm
Antenna Type : Internal
Orientation : Rotated Right 90°
Power Drift-Start : 0.674 W/kg
Power Drift-Finish: 0.650 W/kg
Power Drift (%) : -3.561

Phantom Data

Name : APREL-Uni
Type : Uni-Phantom
Size (mm) : 280 x 280 x 200
Serial No. : System Default
Location : Center
Description : Uni-Phantom

Tissue Data

Type : BODY
Serial No. : 835
Frequency : 835.00 MHz
Last Calib. Date : 22-Feb-2007
Temperature : 20.00 °C
Ambient Temp. : 23.00 °C
Humidity : 52.00 RH%
Epsilon : 56.88 F/m
Sigma : 0.99 S/m
Density : 1000.00 kg/cu. m

Probe Data

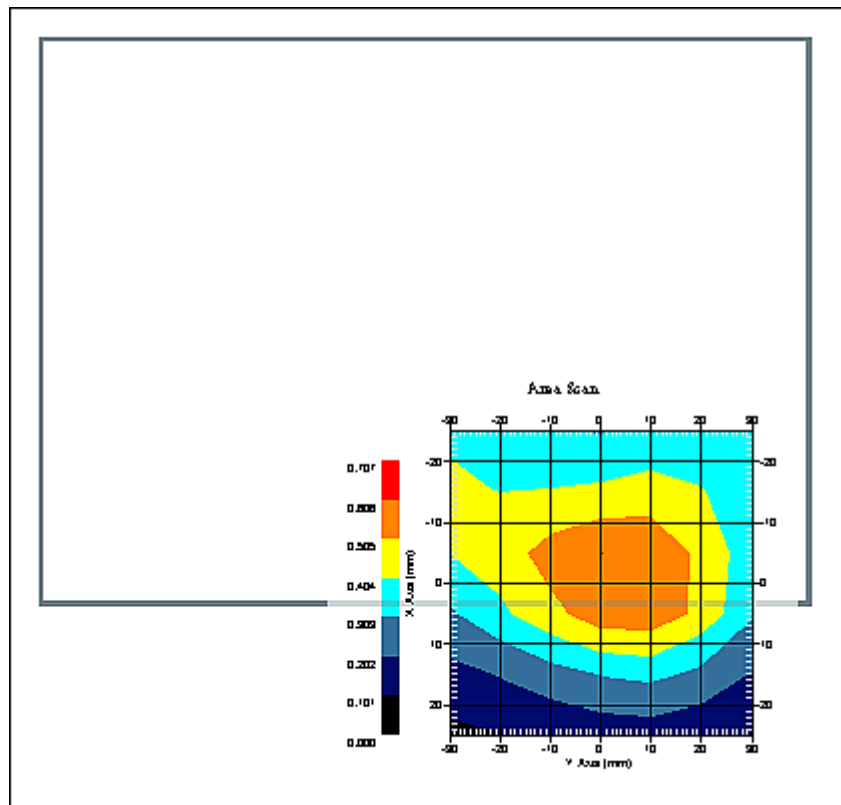
Name : RFEL 217
Model : E020
Type : E-Field Triangle
Serial No. : 217
Last Calib. Date : 30-May-2006
Frequency : 835.00 MHz
Duty Cycle Factor: 1
Conversion Factor: 6.1
Probe Sensitivity: 1.20 1.20 1.20 $\mu\text{V}/(\text{V/m})^2$
Compression Point: 95.00 mV
Offset : 1.56 mm

Measurement Data

Crest Factor : 1
 Scan Type : Complete
 Tissue Temp. : 20.00 °C
 Ambient Temp. : 223.00 °C
 Set-up Date : 22-Feb-2007
 Set-up Time : 10:51:54 AM
 Area Scan : 6x7x1 : Measurement x=10mm, y=10mm, z=4mm
 Zoom Scan : 5x5x8 : Measurement x=8mm, y=8mm, z=4mm

Other Data

DUT Position : Rotated Right 90°
 Separation : 0
 Channel : Mid



1 gram SAR value : 0.551 W/kg
 10 gram SAR value : 0.349 W/kg
 Area Scan Peak SAR : 0.607 W/kg
 Zoom Scan Peak SAR : 0.810 W/kg

SAR Test Report

By Operator : Jay
Measurement Date : 22-Feb-2007
Starting Time : 22-Feb-2007 12:49:12 PM
End Time : 22-Feb-2007 01:05:54 PM
Scanning Time : 1002 secs

Product Data

Device Name : Vulcan Inc.
Serial No. : Aux
Type : Other
Model : E-1001
Frequency : 835.00 MHz
Max. Transmit Pwr : 0.32 W
Drift Time : 0 min(s)
Length : 150 mm
Width : 110 mm
Depth : 133 mm
Antenna Type : Internal
Orientation : Rotated Right 90°
Power Drift-Start : 0.531 W/kg
Power Drift-Finish: 0.515 W/kg
Power Drift (%) : -3.053

Phantom Data

Name : APREL-Uni
Type : Uni-Phantom
Size (mm) : 280 x 280 x 200
Serial No. : System Default
Location : Center
Description : Uni-Phantom

Tissue Data

Type : BODY
Serial No. : 835
Frequency : 835.00 MHz
Last Calib. Date : 22-Feb-2007
Temperature : 20.00 °C
Ambient Temp. : 23.00 °C
Humidity : 52.00 RH%
Epsilon : 56.88 F/m
Sigma : 0.99 S/m
Density : 1000.00 kg/cu. m

Probe Data

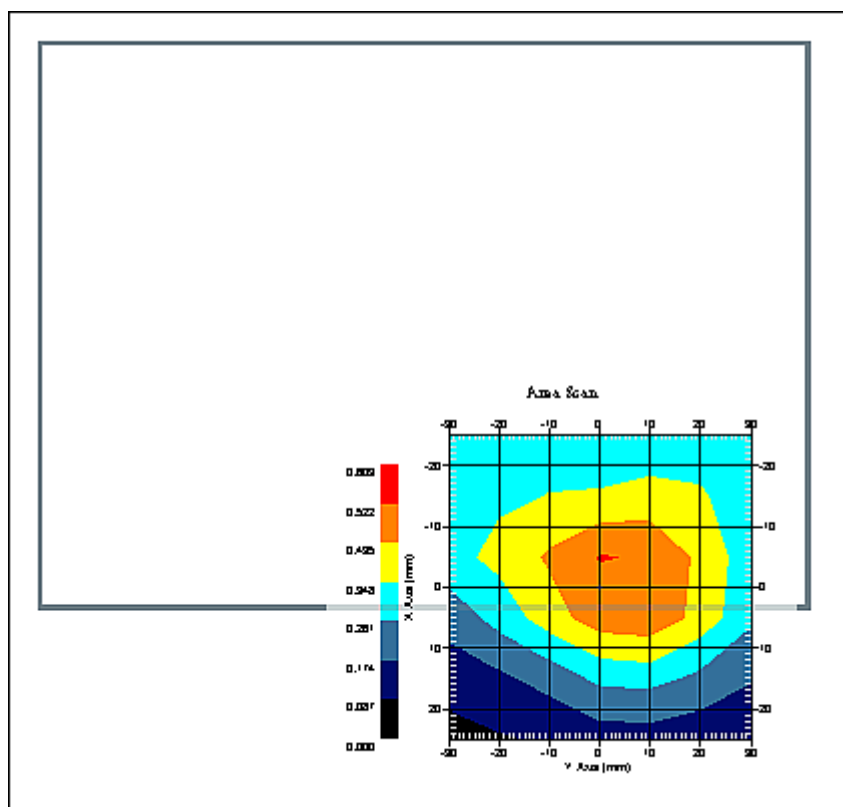
Name : RFEL 217
Model : E020
Type : E-Field Triangle
Serial No. : 217
Last Calib. Date : 30-May-2006
Frequency : 835.00 MHz
Duty Cycle Factor: 1
Conversion Factor: 6.1
Probe Sensitivity: 1.20 1.20 1.20 $\mu\text{V}/(\text{V/m})^2$
Compression Point: 95.00 mV
Offset : 1.56 mm

Measurement Data

Crest Factor : 1
Scan Type : Complete
Tissue Temp. : 20.00 °C
Ambient Temp. : 223.00 °C
Set-up Date : 22-Feb-2007
Set-up Time : 10:51:54 AM
Area Scan : 6x7x1 : Measurement x=10mm, y=10mm, z=4mm
Zoom Scan : 5x5x8 : Measurement x=8mm, y=8mm, z=4mm

Other Data

DUT Position : Rotated Right 90°
Separation : 0
Channel : High



1 gram SAR value : 0.436 W/kg
10 gram SAR value : 0.330 W/kg
Area Scan Peak SAR : 0.525 W/kg
Zoom Scan Peak SAR : 0.660 W/kg

SAR Test Report

By Operator : Jay
Measurement Date : 22-Feb-2007
Starting Time : 22-Feb-2007 01:10:17 PM
End Time : 22-Feb-2007 01:26:51 PM
Scanning Time : 994 secs

Product Data

Device Name : Vulcan Inc.
Serial No. : Aux
Type : Other
Model : E-1001
Frequency : 835.00 MHz
Max. Transmit Pwr : 0.32 W
Drift Time : 0 min(s)
Length : 150 mm
Width : 110 mm
Depth : 133 mm
Antenna Type : Internal
Orientation : Rotated Right 90°
Power Drift-Start : 0.611 W/kg
Power Drift-Finish: 0.590 W/kg
Power Drift (%) : -3.437

Phantom Data

Name : APREL-Uni
Type : Uni-Phantom
Size (mm) : 280 x 280 x 200
Serial No. : System Default
Location : Center
Description : Uni-Phantom

Tissue Data

Type : BODY
Serial No. : 835
Frequency : 835.00 MHz
Last Calib. Date : 22-Feb-2007
Temperature : 20.00 °C
Ambient Temp. : 23.00 °C
Humidity : 52.00 RH%
Epsilon : 56.88 F/m
Sigma : 0.99 S/m
Density : 1000.00 kg/cu. m

Probe Data

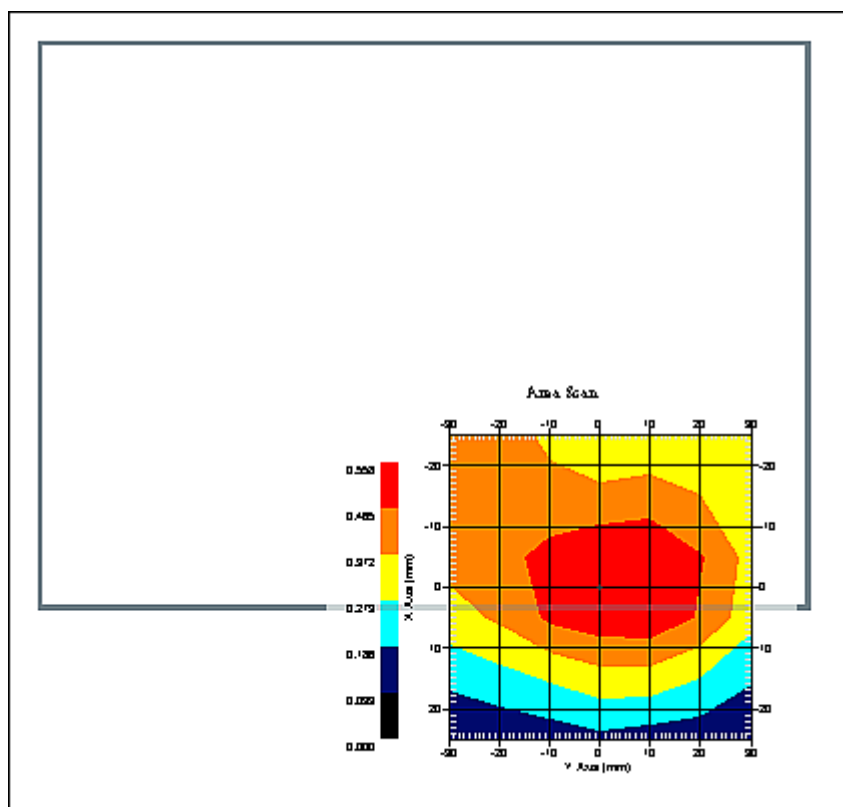
Name : RFEL 217
Model : E020
Type : E-Field Triangle
Serial No. : 217
Last Calib. Date : 30-May-2006
Frequency : 835.00 MHz
Duty Cycle Factor: 1
Conversion Factor: 6.1
Probe Sensitivity: 1.20 1.20 1.20 $\mu\text{V}/(\text{V/m})^2$
Compression Point: 95.00 mV
Offset : 1.56 mm

Measurement Data

Crest Factor : 1
 Scan Type : Complete
 Tissue Temp. : 20.00 °C
 Ambient Temp. : 223.00 °C
 Set-up Date : 22-Feb-2007
 Set-up Time : 10:51:54 AM
 Area Scan : 6x7x1 : Measurement x=10mm, y=10mm, z=4mm
 Zoom Scan : 5x5x8 : Measurement x=8mm, y=8mm, z=4mm

Other Data

DUT Position : Rotated Right 90°
 Separation : 0
 Channel : Low



1 gram SAR value : 0.513 W/kg
 10 gram SAR value : 0.357 W/kg
 Area Scan Peak SAR : 0.555 W/kg
 Zoom Scan Peak SAR : 0.710 W/kg

SAR Test Report

By Operator : Jay
Measurement Date : 22-Feb-2007
Starting Time : 22-Feb-2007 11:17:24 AM
End Time : 22-Feb-2007 11:33:47 AM
Scanning Time : 983 secs

Product Data

Device Name : Vulcan Inc.
Serial No. : Aux
Type : Other
Model : E-1001
Frequency : 835.00 MHz
Max. Transmit Pwr : 0.32 W
Drift Time : 0 min(s)
Length : 150 mm
Width : 110 mm
Depth : 133 mm
Antenna Type : Internal
Orientation : Rotated Right 90°
Power Drift-Start : 0.432 W/kg
Power Drift-Finish: 0.439 W/kg
Power Drift (%) : 1.666

Phantom Data

Name : APREL-Uni
Type : Uni-Phantom
Size (mm) : 280 x 280 x 200
Serial No. : System Default
Location : Center
Description : Uni-Phantom

Tissue Data

Type : BODY
Serial No. : 835
Frequency : 835.00 MHz
Last Calib. Date : 22-Feb-2007
Temperature : 20.00 °C
Ambient Temp. : 23.00 °C
Humidity : 52.00 RH%
Epsilon : 56.88 F/m
Sigma : 0.99 S/m
Density : 1000.00 kg/cu. m

Probe Data

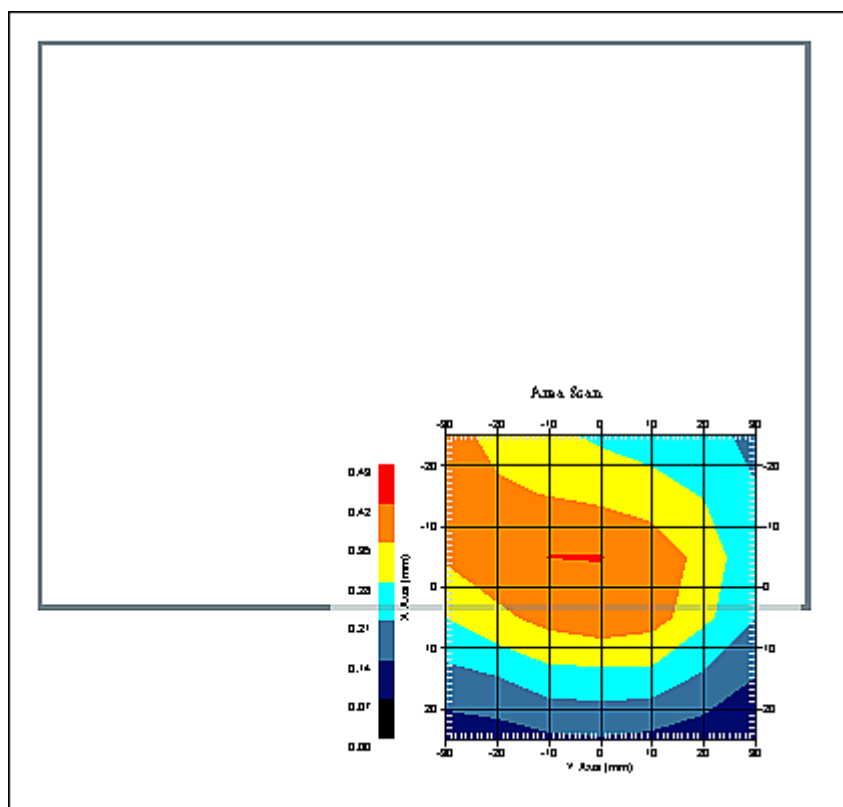
Name : RFEL 217
Model : E020
Type : E-Field Triangle
Serial No. : 217
Last Calib. Date : 30-May-2006
Frequency : 835.00 MHz
Duty Cycle Factor: 1
Conversion Factor: 6.1
Probe Sensitivity: 1.20 1.20 1.20 $\mu\text{V}/(\text{V/m})^2$
Compression Point: 95.00 mV
Offset : 1.56 mm

Measurement Data

Crest Factor : 1
 Scan Type : Complete
 Tissue Temp. : 20.00 °C
 Ambient Temp. : 223.00 °C
 Set-up Date : 22-Feb-2007
 Set-up Time : 10:51:54 AM
 Area Scan : 6x7x1 : Measurement x=10mm, y=10mm, z=4mm
 Zoom Scan : 5x5x8 : Measurement x=8mm, y=8mm, z=4mm

Other Data

DUT Position : Rotated Right 90°
 Separation : 0
 Channel : Low



1 gram SAR value : 0.407 W/kg
 10 gram SAR value : 0.294 W/kg
 Area Scan Peak SAR : 0.422 W/kg
 Zoom Scan Peak SAR : 0.560 W/kg

SAR Test Report

By Operator : Jay
Measurement Date : 22-Feb-2007
Starting Time : 22-Feb-2007 11:00:17 AM
End Time : 22-Feb-2007 11:16:51 AM
Scanning Time : 994 secs

Product Data

Device Name : Vulcan Inc.
Serial No. : Aux
Type : Other
Model : E-1001
Frequency : 835.00 MHz
Max. Transmit Pwr : 0.32 W
Drift Time : 0 min(s)
Length : 150 mm
Width : 110 mm
Depth : 133 mm
Antenna Type : Internal
Orientation : Rotated Right 90°
Power Drift-Start : 0.504 W/kg
Power Drift-Finish: 0.484 W/kg
Power Drift (%) : -3.968

Phantom Data

Name : APREL-Uni
Type : Uni-Phantom
Size (mm) : 280 x 280 x 200
Serial No. : System Default
Location : Center
Description : Uni-Phantom

Tissue Data

Type : BODY
Serial No. : 835
Frequency : 835.00 MHz
Last Calib. Date : 22-Feb-2007
Temperature : 20.00 °C
Ambient Temp. : 23.00 °C
Humidity : 52.00 RH%
Epsilon : 56.88 F/m
Sigma : 0.99 S/m
Density : 1000.00 kg/cu. m

Probe Data

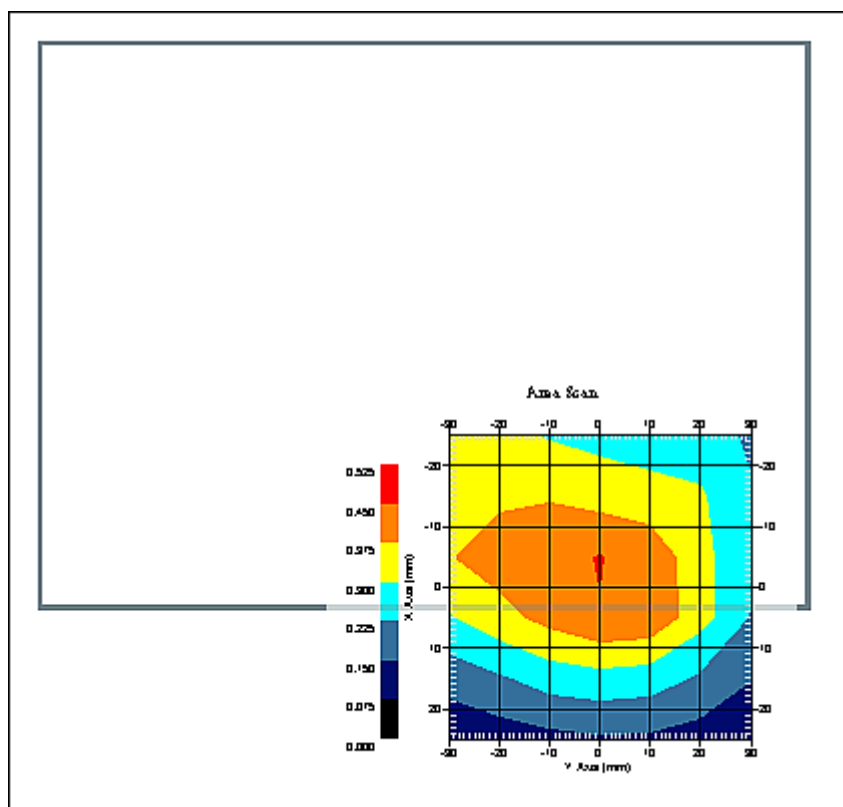
Name : RFEL 217
Model : E020
Type : E-Field Triangle
Serial No. : 217
Last Calib. Date : 30-May-2006
Frequency : 835.00 MHz
Duty Cycle Factor: 1
Conversion Factor: 6.1
Probe Sensitivity: 1.20 1.20 1.20 $\mu\text{V}/(\text{V/m})^2$
Compression Point: 95.00 mV
Offset : 1.56 mm

Measurement Data

Crest Factor : 1
 Scan Type : Complete
 Tissue Temp. : 20.00 °C
 Ambient Temp. : 223.00 °C
 Set-up Date : 22-Feb-2007
 Set-up Time : 10:51:54 AM
 Area Scan : 6x7x1 : Measurement x=10mm, y=10mm, z=4mm
 Zoom Scan : 5x5x8 : Measurement x=8mm, y=8mm, z=4mm

Other Data

DUT Position : Rotated Right 90°
 Separation : 0
 Channel : Mid



1 gram SAR value : 0.412 W/kg
 10 gram SAR value : 0.280 W/kg
 Area Scan Peak SAR : 0.452 W/kg
 Zoom Scan Peak SAR : 0.580 W/kg

SAR Test Report

By Operator : Jay
Measurement Date : 22-Feb-2007
Starting Time : 22-Feb-2007 11:35:20 AM
End Time : 22-Feb-2007 11:51:54 AM
Scanning Time : 994 secs

Product Data

Device Name : Vulcan Inc.
Serial No. : Aux
Type : Other
Model : E-1001
Frequency : 835.00 MHz
Max. Transmit Pwr : 0.32 W
Drift Time : 0 min(s)
Length : 150 mm
Width : 110 mm
Depth : 133 mm
Antenna Type : Internal
Orientation : Rotated Right 90°
Power Drift-Start : 0.386 W/kg
Power Drift-Finish: 0.377 W/kg
Power Drift (%) : -2.252

Phantom Data

Name : APREL-Uni
Type : Uni-Phantom
Size (mm) : 280 x 280 x 200
Serial No. : System Default
Location : Center
Description : Uni-Phantom

Tissue Data

Type : BODY
Serial No. : 835
Frequency : 835.00 MHz
Last Calib. Date : 22-Feb-2007
Temperature : 20.00 °C
Ambient Temp. : 23.00 °C
Humidity : 52.00 RH%
Epsilon : 56.88 F/m
Sigma : 0.99 S/m
Density : 1000.00 kg/cu. m

Probe Data

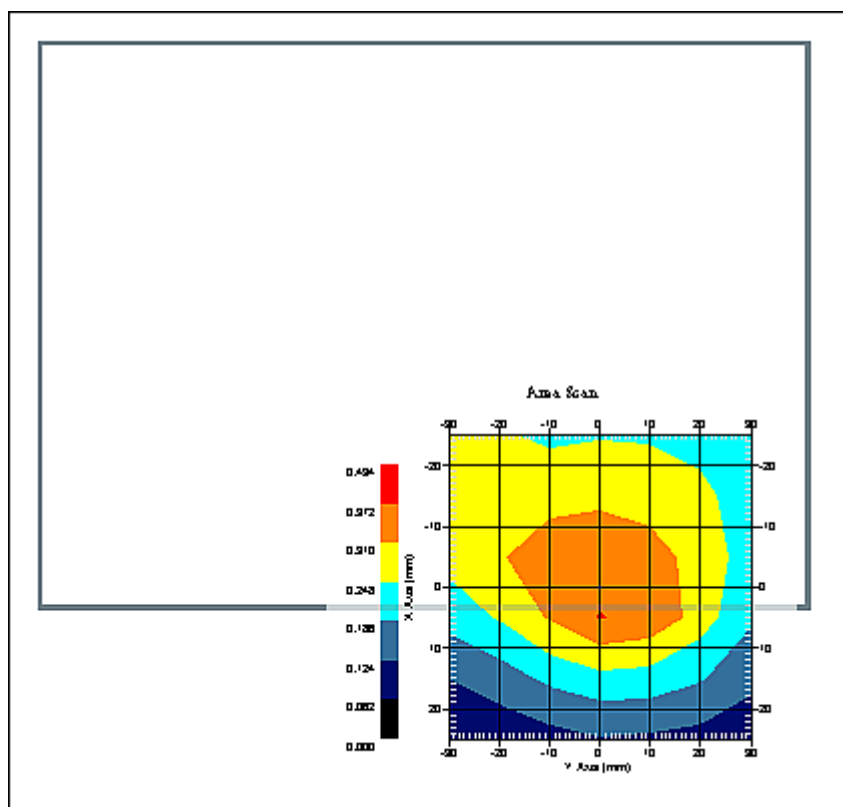
Name : RFEL 217
Model : E020
Type : E-Field Triangle
Serial No. : 217
Last Calib. Date : 30-May-2006
Frequency : 835.00 MHz
Duty Cycle Factor: 1
Conversion Factor: 6.1
Probe Sensitivity: 1.20 1.20 1.20 $\mu\text{V}/(\text{V}/\text{m})^2$
Compression Point: 95.00 mV
Offset : 1.56 mm

Measurement Data

Crest Factor : 1
 Scan Type : Complete
 Tissue Temp. : 20.00 °C
 Ambient Temp. : 223.00 °C
 Set-up Date : 22-Feb-2007
 Set-up Time : 10:51:54 AM
 Area Scan : 6x7x1 : Measurement x=10mm, y=10mm, z=4mm
 Zoom Scan : 5x5x8 : Measurement x=8mm, y=8mm, z=4mm

Other Data

DUT Position : Rotated Right 90°
 Separation : 0
 Channel : High



1 gram SAR value : 0.348 W/kg
 10 gram SAR value : 0.238 W/kg
 Area Scan Peak SAR : 0.374 W/kg
 Zoom Scan Peak SAR : 0.510 W/kg

SAR Test Report

By Operator : Jay
Measurement Date : 22-Feb-2007
Starting Time : 22-Feb-2007 11:55:07 AM
End Time : 22-Feb-2007 12:11:37 PM
Scanning Time : 990 secs

Product Data

Device Name : Vulcan Inc.
Serial No. : Aux
Type : Other
Model : E-1001
Frequency : 835.00 MHz
Max. Transmit Pwr : 0.32 W
Drift Time : 0 min(s)
Length : 150 mm
Width : 110 mm
Depth : 133 mm
Antenna Type : Internal
Orientation : Rotated Right 90°
Power Drift-Start : 0.615 W/kg
Power Drift-Finish: 0.608 W/kg
Power Drift (%) : -1.182

Phantom Data

Name : APREL-Uni
Type : Uni-Phantom
Size (mm) : 280 x 280 x 200
Serial No. : System Default
Location : Center
Description : Uni-Phantom

Tissue Data

Type : BODY
Serial No. : 835
Frequency : 835.00 MHz
Last Calib. Date : 22-Feb-2007
Temperature : 20.00 °C
Ambient Temp. : 23.00 °C
Humidity : 52.00 RH%
Epsilon : 56.88 F/m
Sigma : 0.99 S/m
Density : 1000.00 kg/cu. m

Probe Data

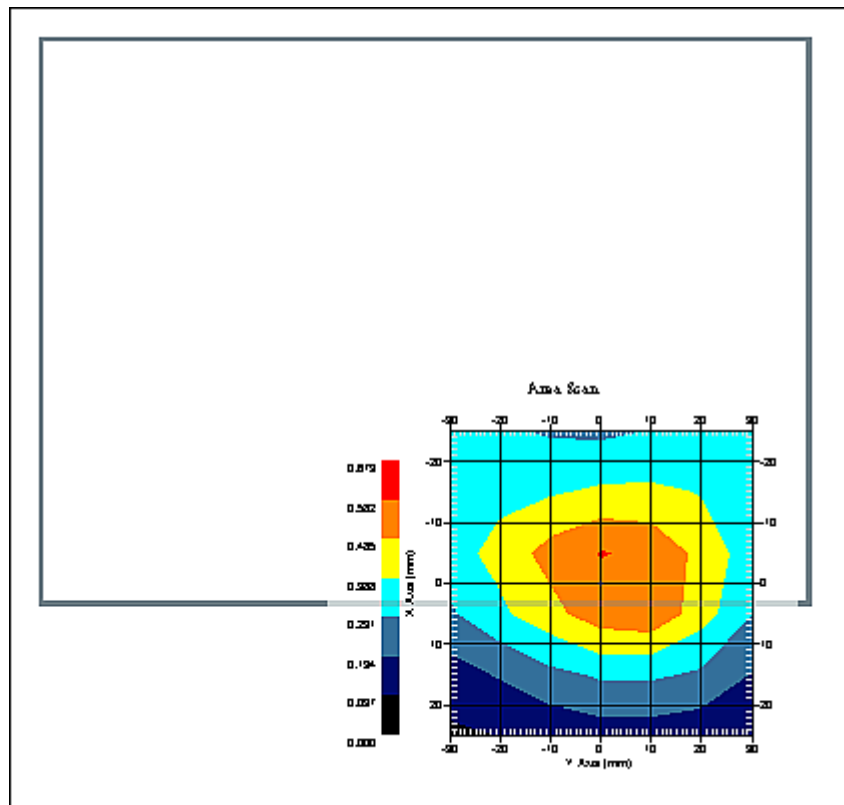
Name : RFEL 217
Model : E020
Type : E-Field Triangle
Serial No. : 217
Last Calib. Date : 30-May-2006
Frequency : 835.00 MHz
Duty Cycle Factor: 1
Conversion Factor: 6.1
Probe Sensitivity: 1.20 1.20 1.20 $\mu\text{V}/(\text{V/m})^2$
Compression Point: 95.00 mV
Offset : 1.56 mm

Measurement Data

Crest Factor : 1
 Scan Type : Complete
 Tissue Temp. : 20.00 °C
 Ambient Temp. : 223.00 °C
 Set-up Date : 22-Feb-2007
 Set-up Time : 10:51:54 AM
 Area Scan : 6x7x1 : Measurement x=10mm, y=10mm, z=4mm
 Zoom Scan : 5x5x8 : Measurement x=8mm, y=8mm, z=4mm

Other Data

DUT Position : Rotated Right 90°
 Separation : 0
 Channel : Mid



1 gram SAR value : 0.542 W/kg
 10 gram SAR value : 0.344 W/kg
 Area Scan Peak SAR : 0.585 W/kg
 Zoom Scan Peak SAR : 0.790 W/kg

SAR Test Report

By Operator : Jay
Measurement Date : 23-Feb-2007
Starting Time : 23-Feb-2007 09:14:36 AM
End Time : 23-Feb-2007 09:31:27 AM
Scanning Time : 1011 secs

Product Data

Device Name : Vulcan Inc.
Serial No. : Standard
Type : Other
Model : E-1001
Frequency : 1900.00 MHz
Max. Transmit Pwr : 0.3 W
Drift Time : 0 min(s)
Length : 150 mm
Width : 110 mm
Depth : 133 mm
Antenna Type : Internal
Orientation : Rotated Right 90°
Power Drift-Start : 1.084 W/kg
Power Drift-Finish: 1.056 W/kg
Power Drift (%) : -2.522

Phantom Data

Name : APREL-Uni
Type : Uni-Phantom
Size (mm) : 280 x 280 x 200
Serial No. : System Default
Location : Center
Description : Uni-Phantom

Tissue Data

Type : BODY
Serial No. : 1900
Frequency : 1900.00 MHz
Last Calib. Date : 23-Feb-2007
Temperature : 20.00 °C
Ambient Temp. : 23.00 °C
Humidity : 45.00 RH%
Epsilon : 52.85 F/m
Sigma : 1.41 S/m
Density : 1000.00 kg/cu. m

Probe Data

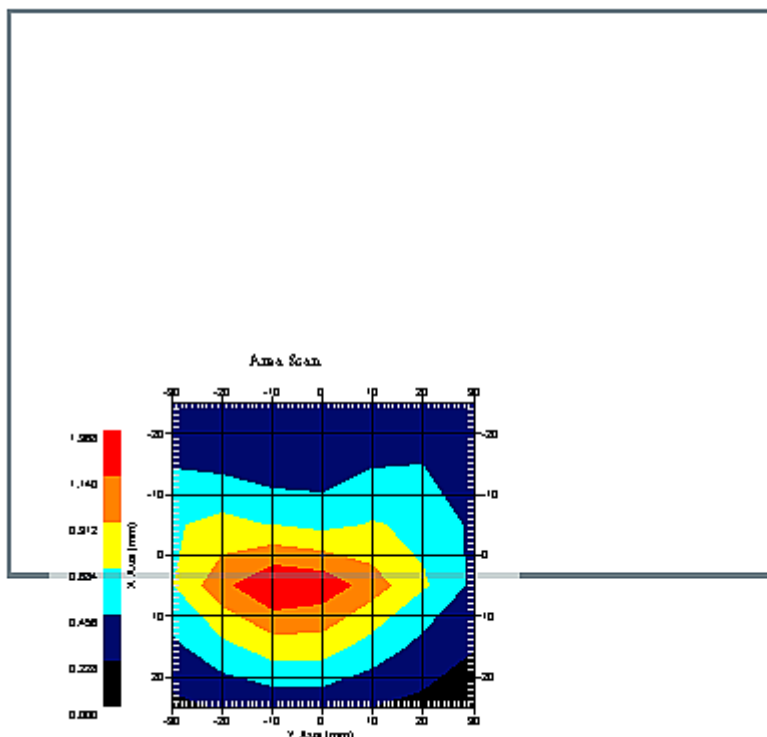
Name : RFEL 217
Model : E020
Type : E-Field Triangle
Serial No. : 217
Last Calib. Date : 30-May-2006
Frequency : 1900.00 MHz
Duty Cycle Factor: 1
Conversion Factor: 4.85
Probe Sensitivity: 1.20 1.20 1.20 $\mu\text{V}/(\text{V/m})^2$
Compression Point: 95.00 mV
Offset : 1.56 mm

Measurement Data

Crest Factor : 1
 Scan Type : Complete
 Tissue Temp. : 20.00 °C
 Ambient Temp. : 23.00 °C
 Set-up Date : 23-Feb-2007
 Set-up Time : 9:22:59 AM
 Area Scan : 6x7x1 : Measurement x=10mm, y=10mm, z=4mm
 Zoom Scan : 5x5x8 : Measurement x=8mm, y=8mm, z=4mm

Other Data

DUT Position : Rotated Right 90°
 Separation : 0
 Channel : Low



1 gram SAR value : 1.145 W/kg
 10 gram SAR value : 0.639 W/kg
 Area Scan Peak SAR : 1.366 W/kg
 Zoom Scan Peak SAR : 1.911 W/kg

SAR Test Report

By Operator : Jay
Measurement Date : 23-Feb-2007
Starting Time : 23-Feb-2007 10:11:43 AM
End Time : 23-Feb-2007 10:28:20 AM
Scanning Time : 997 secs

Product Data

Device Name : Vulcan Inc.
Serial No. : Standard
Type : Other
Model : E-1001
Frequency : 1900.00 MHz
Max. Transmit Pwr : 0.3 W
Drift Time : 0 min(s)
Length : 150 mm
Width : 110 mm
Depth : 133 mm
Antenna Type : Internal
Orientation : Rotated Right 90°
Power Drift-Start : 0.934 W/kg
Power Drift-Finish: 0.891 W/kg
Power Drift (%) : -4.555

Phantom Data

Name : APREL-Uni
Type : Uni-Phantom
Size (mm) : 280 x 280 x 200
Serial No. : System Default
Location : Center
Description : Uni-Phantom

Tissue Data

Type : BODY
Serial No. : 1900
Frequency : 1900.00 MHz
Last Calib. Date : 23-Feb-2007
Temperature : 20.00 °C
Ambient Temp. : 23.00 °C
Humidity : 45.00 RH%
Epsilon : 52.85 F/m
Sigma : 1.41 S/m
Density : 1000.00 kg/cu. m

Probe Data

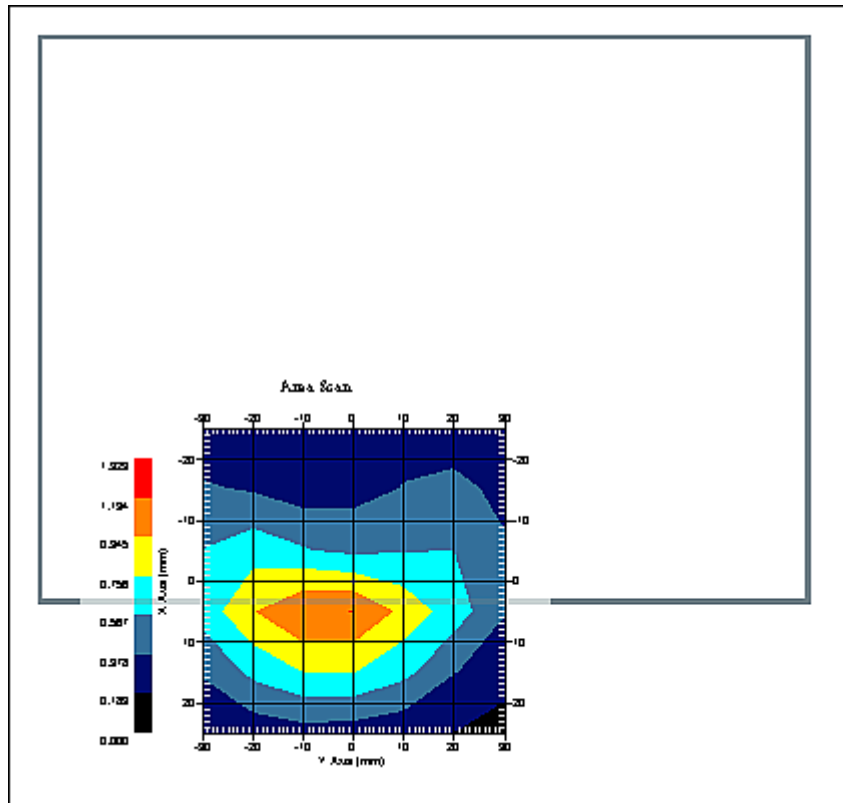
Name : RFEL 217
Model : E020
Type : E-Field Triangle
Serial No. : 217
Last Calib. Date : 30-May-2006
Frequency : 1900.00 MHz
Duty Cycle Factor: 1
Conversion Factor: 4.85
Probe Sensitivity: 1.20 1.20 1.20 $\mu\text{V}/(\text{V/m})^2$
Compression Point: 95.00 mV
Offset : 1.56 mm

Measurement Data

Crest Factor : 1
 Scan Type : Complete
 Tissue Temp. : 20.00 °C
 Ambient Temp. : 23.00 °C
 Set-up Date : 23-Feb-2007
 Set-up Time : 9:22:59 AM
 Area Scan : 6x7x1 : Measurement x=10mm, y=10mm, z=4mm
 Zoom Scan : 5x5x8 : Measurement x=8mm, y=8mm, z=4mm

Other Data

DUT Position : Rotated Right 90°
 Separation : 0
 Channel : Low



1 gram SAR value : 0.981 W/kg
 10 gram SAR value : 0.567 W/kg
 Area Scan Peak SAR : 1.135 W/kg
 Zoom Scan Peak SAR : 1.661 W/kg

SAR Test Report

By Operator : Jay
Measurement Date : 23-Feb-2007
Starting Time : 23-Feb-2007 09:54:26 AM
End Time : 23-Feb-2007 10:11:08 AM
Scanning Time : 1002 secs

Product Data

Device Name : Vulcan Inc.
Serial No. : Standard
Type : Other
Model : E-1001
Frequency : 1900.00 MHz
Max. Transmit Pwr : 0.3 W
Drift Time : 0 min(s)
Length : 150 mm
Width : 110 mm
Depth : 133 mm
Antenna Type : Internal
Orientation : Rotated Right 90°
Power Drift-Start : 1.003 W/kg
Power Drift-Finish: 0.962 W/kg
Power Drift (%) : -4.088

Phantom Data

Name : APREL-Uni
Type : Uni-Phantom
Size (mm) : 280 x 280 x 200
Serial No. : System Default
Location : Center
Description : Uni-Phantom

Tissue Data

Type : BODY
Serial No. : 1900
Frequency : 1900.00 MHz
Last Calib. Date : 23-Feb-2007
Temperature : 20.00 °C
Ambient Temp. : 23.00 °C
Humidity : 45.00 RH%
Epsilon : 52.85 F/m
Sigma : 1.41 S/m
Density : 1000.00 kg/cu. m

Probe Data

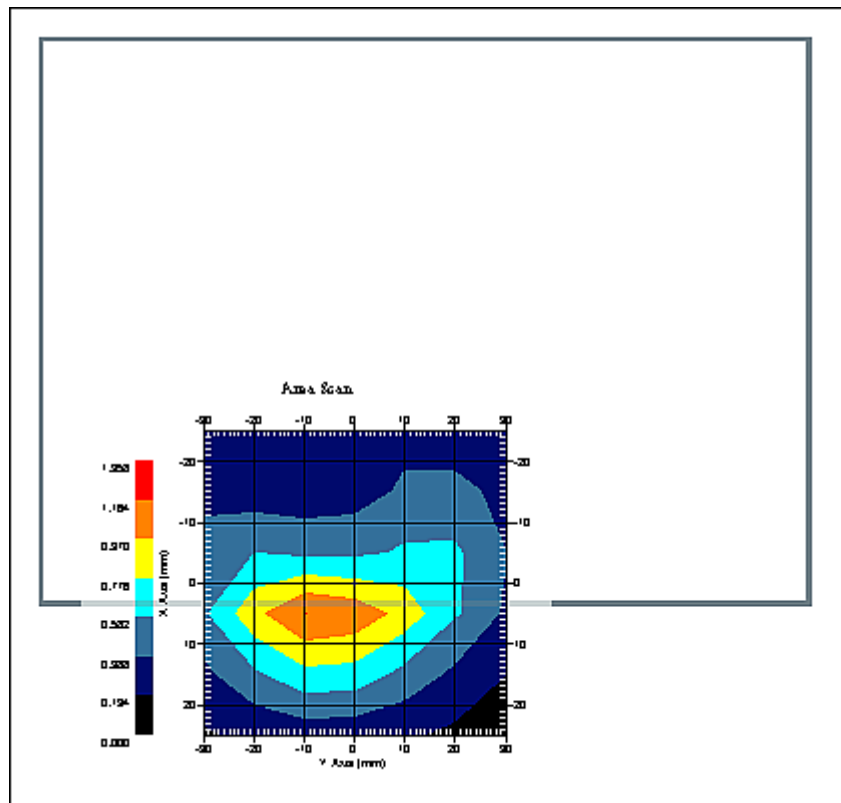
Name : RFEL 217
Model : E020
Type : E-Field Triangle
Serial No. : 217
Last Calib. Date : 30-May-2006
Frequency : 1900.00 MHz
Duty Cycle Factor: 1
Conversion Factor: 4.85
Probe Sensitivity: 1.20 1.20 1.20 $\mu\text{V}/(\text{V/m})^2$
Compression Point: 95.00 mV
Offset : 1.56 mm

Measurement Data

Crest Factor : 1
 Scan Type : Complete
 Tissue Temp. : 20.00 °C
 Ambient Temp. : 23.00 °C
 Set-up Date : 23-Feb-2007
 Set-up Time : 9:22:59 AM
 Area Scan : 6x7x1 : Measurement x=10mm, y=10mm, z=4mm
 Zoom Scan : 5x5x8 : Measurement x=8mm, y=8mm, z=4mm

Other Data

DUT Position : Rotated Right 90°
 Separation : 0
 Channel : High



1 gram SAR value : 0.896 W/kg
 10 gram SAR value : 0.500 W/kg
 Area Scan Peak SAR : 1.165 W/kg
 Zoom Scan Peak SAR : 1.541 W/kg

SAR Test Report

By Operator : Jay
Measurement Date : 23-Feb-2007
Starting Time : 23-Feb-2007 08:56:53 AM
End Time : 23-Feb-2007 09:14:03 AM
Scanning Time : 1030 secs

Product Data

Device Name : Vulcan Inc.
Serial No. : Standard
Type : Other
Model : E-1001
Frequency : 1900.00 MHz
Max. Transmit Pwr : 0.3 W
Drift Time : 0 min(s)
Length : 150 mm
Width : 110 mm
Depth : 133 mm
Antenna Type : Internal
Orientation : Rotated Right 90°
Power Drift-Start : 1.146 W/kg
Power Drift-Finish: 1.096 W/kg
Power Drift (%) : -4.363

Phantom Data

Name : APREL-Uni
Type : Uni-Phantom
Size (mm) : 280 x 280 x 200
Serial No. : System Default
Location : Center
Description : Uni-Phantom

Tissue Data

Type : BODY
Serial No. : 1900
Frequency : 1900.00 MHz
Last Calib. Date : 23-Feb-2007
Temperature : 20.00 °C
Ambient Temp. : 23.00 °C
Humidity : 45.00 RH%
Epsilon : 52.85 F/m
Sigma : 1.41 S/m
Density : 1000.00 kg/cu. m

Probe Data

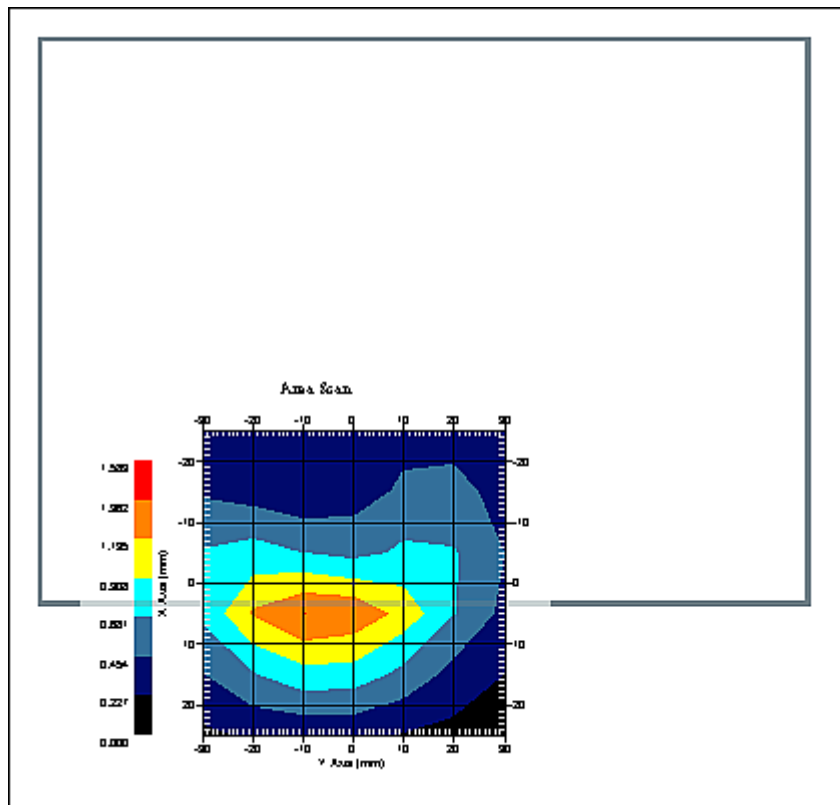
Name : RFEL 217
Model : E020
Type : E-Field Triangle
Serial No. : 217
Last Calib. Date : 30-May-2006
Frequency : 1900.00 MHz
Duty Cycle Factor: 1
Conversion Factor: 4.85
Probe Sensitivity: 1.20 1.20 1.20 $\mu\text{V}/(\text{V/m})^2$
Compression Point: 95.00 mV
Offset : 1.56 mm

Measurement Data

Crest Factor : 1
 Scan Type : Complete
 Tissue Temp. : 20.00 °C
 Ambient Temp. : 23.00 °C
 Set-up Date : 23-Feb-2007
 Set-up Time : 9:22:59 AM
 Area Scan : 6x7x1 : Measurement x=10mm, y=10mm, z=4mm
 Zoom Scan : 5x5x8 : Measurement x=8mm, y=8mm, z=4mm

Other Data

DUT Position : Rotated Right 90°
 Separation : 0
 Channel : Mid



1 gram SAR value : 1.103 W/kg
 10 gram SAR value : 0.616 W/kg
 Area Scan Peak SAR : 1.363 W/kg
 Zoom Scan Peak SAR : 1.931 W/kg

SAR Test Report

By Operator : Jay
Measurement Date : 23-Feb-2007
Starting Time : 23-Feb-2007 10:51:31 AM
End Time : 23-Feb-2007 11:08:36 AM
Scanning Time : 1025 secs

Product Data

Device Name : Vulcan Inc.
Serial No. : Standard
Type : Other
Model : E-1001
Frequency : 1900.00 MHz
Max. Transmit Pwr : 0.3 W
Drift Time : 0 min(s)
Length : 150 mm
Width : 110 mm
Depth : 133 mm
Antenna Type : Internal
Orientation : Rotated Right 90°
Power Drift-Start : 0.582 W/kg
Power Drift-Finish: 0.562 W/kg
Power Drift (%) : -3.445

Phantom Data

Name : APREL-Uni
Type : Uni-Phantom
Size (mm) : 280 x 280 x 200
Serial No. : System Default
Location : Center
Description : Uni-Phantom

Tissue Data

Type : BODY
Serial No. : 1900
Frequency : 1900.00 MHz
Last Calib. Date : 23-Feb-2007
Temperature : 20.00 °C
Ambient Temp. : 23.00 °C
Humidity : 45.00 RH%
Epsilon : 52.85 F/m
Sigma : 1.41 S/m
Density : 1000.00 kg/cu. m

Probe Data

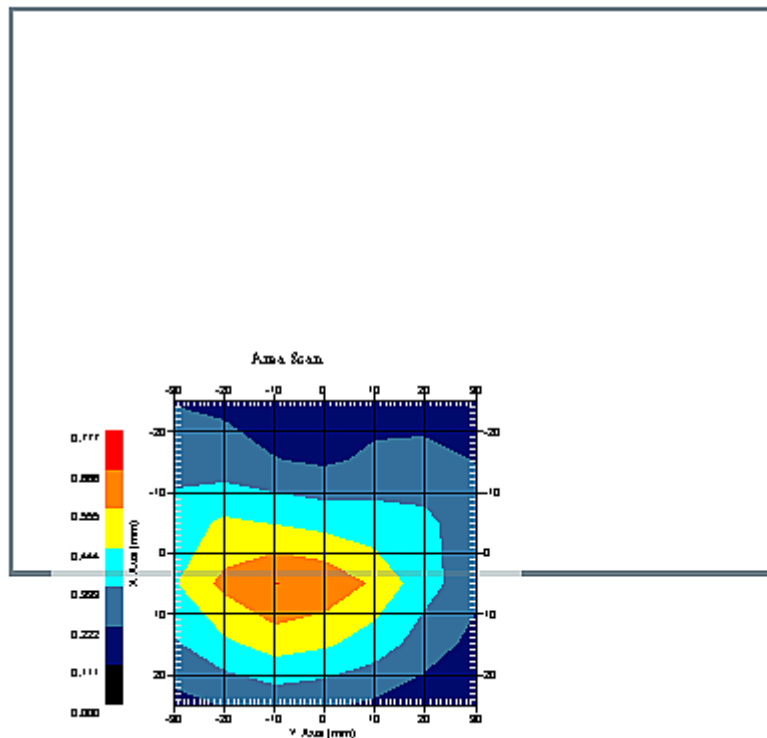
Name : RFEL 217
Model : E020
Type : E-Field Triangle
Serial No. : 217
Last Calib. Date : 30-May-2006
Frequency : 1900.00 MHz
Duty Cycle Factor: 1
Conversion Factor: 4.85
Probe Sensitivity: 1.20 1.20 1.20 $\mu\text{V}/(\text{V/m})^2$
Compression Point: 95.00 mV
Offset : 1.56 mm

Measurement Data

Crest Factor : 1
 Scan Type : Complete
 Tissue Temp. : 20.00 °C
 Ambient Temp. : 23.00 °C
 Set-up Date : 23-Feb-2007
 Set-up Time : 9:22:59 AM
 Area Scan : 6x7x1 : Measurement x=10mm, y=10mm, z=4mm
 Zoom Scan : 5x5x8 : Measurement x=8mm, y=8mm, z=4mm

Other Data

DUT Position : Rotated Right 90°
 Separation : 0
 Channel : Low



1 gram SAR value : 0.593 W/kg
 10 gram SAR value : 0.361 W/kg
 Area Scan Peak SAR : 0.668 W/kg
 Zoom Scan Peak SAR : 0.890 W/kg

SAR Test Report

By Operator : Jay
Measurement Date : 23-Feb-2007
Starting Time : 23-Feb-2007 10:34:19 AM
End Time : 23-Feb-2007 10:51:05 AM
Scanning Time : 1006 secs

Product Data

Device Name : Vulcan Inc.
Serial No. : Standard
Type : Other
Model : E-1001
Frequency : 1900.00 MHz
Max. Transmit Pwr : 0.3 W
Drift Time : 0 min(s)
Length : 150 mm
Width : 110 mm
Depth : 133 mm
Antenna Type : Internal
Orientation : Rotated Right 90°
Power Drift-Start : 0.631 W/kg
Power Drift-Finish: 0.610 W/kg
Power Drift (%) : -3.328

Phantom Data

Name : APREL-Uni
Type : Uni-Phantom
Size (mm) : 280 x 280 x 200
Serial No. : System Default
Location : Center
Description : Uni-Phantom

Tissue Data

Type : BODY
Serial No. : 1900
Frequency : 1900.00 MHz
Last Calib. Date : 23-Feb-2007
Temperature : 20.00 °C
Ambient Temp. : 23.00 °C
Humidity : 45.00 RH%
Epsilon : 52.85 F/m
Sigma : 1.41 S/m
Density : 1000.00 kg/cu. m

Probe Data

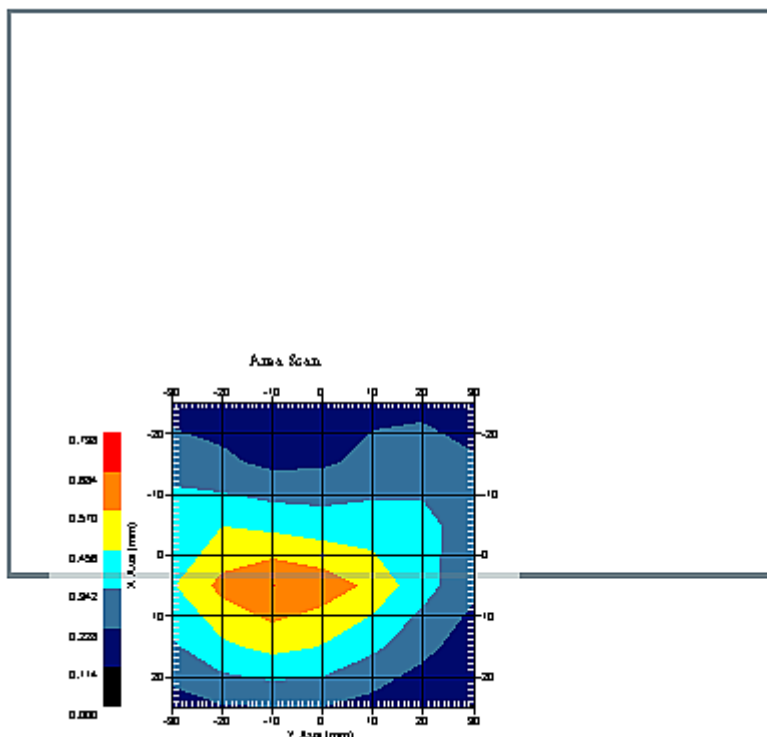
Name : RFEL 217
Model : E020
Type : E-Field Triangle
Serial No. : 217
Last Calib. Date : 30-May-2006
Frequency : 1900.00 MHz
Duty Cycle Factor: 1
Conversion Factor: 4.85
Probe Sensitivity: 1.20 1.20 1.20 $\mu\text{V}/(\text{V/m})^2$
Compression Point: 95.00 mV
Offset : 1.56 mm

Measurement Data

Crest Factor : 1
 Scan Type : Complete
 Tissue Temp. : 20.00 °C
 Ambient Temp. : 23.00 °C
 Set-up Date : 23-Feb-2007
 Set-up Time : 9:22:59 AM
 Area Scan : 6x7x1 : Measurement x=10mm, y=10mm, z=4mm
 Zoom Scan : 5x5x8 : Measurement x=8mm, y=8mm, z=4mm

Other Data

DUT Position : Rotated Right 90°
 Separation : 0
 Channel : Mid



1 gram SAR value : 0.567 W/kg
 10 gram SAR value : 0.348 W/kg
 Area Scan Peak SAR : 0.686 W/kg
 Zoom Scan Peak SAR : 0.910 W/kg

SAR Test Report

By Operator : Jay
Measurement Date : 23-Feb-2007
Starting Time : 23-Feb-2007 11:09:08 AM
End Time : 23-Feb-2007 11:26:01 AM
Scanning Time : 1013 secs

Product Data

Device Name : Vulcan Inc.
Serial No. : Standard
Type : Other
Model : E-1001
Frequency : 1900.00 MHz
Max. Transmit Pwr : 0.3 W
Drift Time : 0 min(s)
Length : 150 mm
Width : 110 mm
Depth : 133 mm
Antenna Type : Internal
Orientation : Rotated Right 90°
Power Drift-Start : 0.468 W/kg
Power Drift-Finish: 0.469 W/kg
Power Drift (%) : 0.188

Phantom Data

Name : APREL-Uni
Type : Uni-Phantom
Size (mm) : 280 x 280 x 200
Serial No. : System Default
Location : Center
Description : Uni-Phantom

Tissue Data

Type : BODY
Serial No. : 1900
Frequency : 1900.00 MHz
Last Calib. Date : 23-Feb-2007
Temperature : 20.00 °C
Ambient Temp. : 23.00 °C
Humidity : 45.00 RH%
Epsilon : 52.85 F/m
Sigma : 1.41 S/m
Density : 1000.00 kg/cu. m

Probe Data

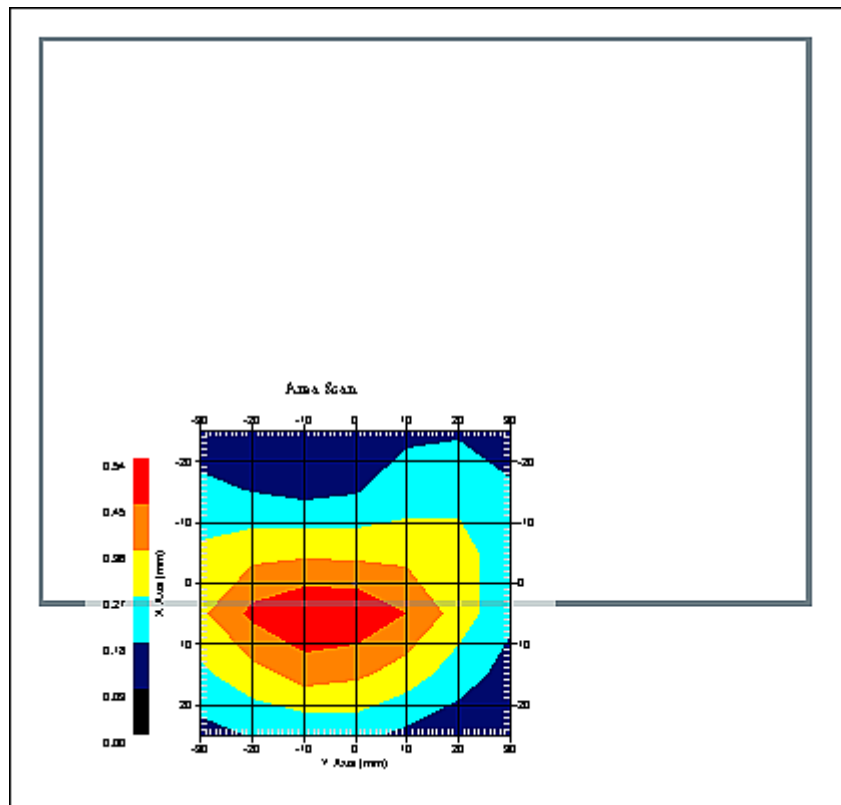
Name : RFEL 217
Model : E020
Type : E-Field Triangle
Serial No. : 217
Last Calib. Date : 30-May-2006
Frequency : 1900.00 MHz
Duty Cycle Factor: 1
Conversion Factor: 4.85
Probe Sensitivity: 1.20 1.20 1.20 $\mu\text{V}/(\text{V/m})^2$
Compression Point: 95.00 mV
Offset : 1.56 mm

Measurement Data

Crest Factor : 1
 Scan Type : Complete
 Tissue Temp. : 20.00 °C
 Ambient Temp. : 23.00 °C
 Set-up Date : 23-Feb-2007
 Set-up Time : 9:22:59 AM
 Area Scan : 6x7x1 : Measurement x=10mm, y=10mm, z=4mm
 Zoom Scan : 5x5x8 : Measurement x=8mm, y=8mm, z=4mm

Other Data

DUT Position : Rotated Right 90°
 Separation : 0
 Channel : High



1 gram SAR value : 0.496 W/kg
 10 gram SAR value : 0.302 W/kg
 Area Scan Peak SAR : 0.539 W/kg
 Zoom Scan Peak SAR : 0.830 W/kg

SAR Test Report

By Operator : Jay
Measurement Date : 23-Feb-2007
Starting Time : 23-Feb-2007 11:26:37 AM
End Time : 23-Feb-2007 11:43:24 AM
Scanning Time : 1007 secs

Product Data

Device Name : Vulcan Inc.
Serial No. : Standard
Type : Other
Model : E-1001
Frequency : 1900.00 MHz
Max. Transmit Pwr : 0.3 W
Drift Time : 0 min(s)
Length : 150 mm
Width : 110 mm
Depth : 133 mm
Antenna Type : Internal
Orientation : Rotated Right 90°
Power Drift-Start : 0.582 W/kg
Power Drift-Finish: 0.553 W/kg
Power Drift (%) : -4.983

Phantom Data

Name : APREL-Uni
Type : Uni-Phantom
Size (mm) : 280 x 280 x 200
Serial No. : System Default
Location : Center
Description : Uni-Phantom

Tissue Data

Type : BODY
Serial No. : 1900
Frequency : 1900.00 MHz
Last Calib. Date : 23-Feb-2007
Temperature : 20.00 °C
Ambient Temp. : 23.00 °C
Humidity : 45.00 RH%
Epsilon : 52.85 F/m
Sigma : 1.41 S/m
Density : 1000.00 kg/cu. m

Probe Data

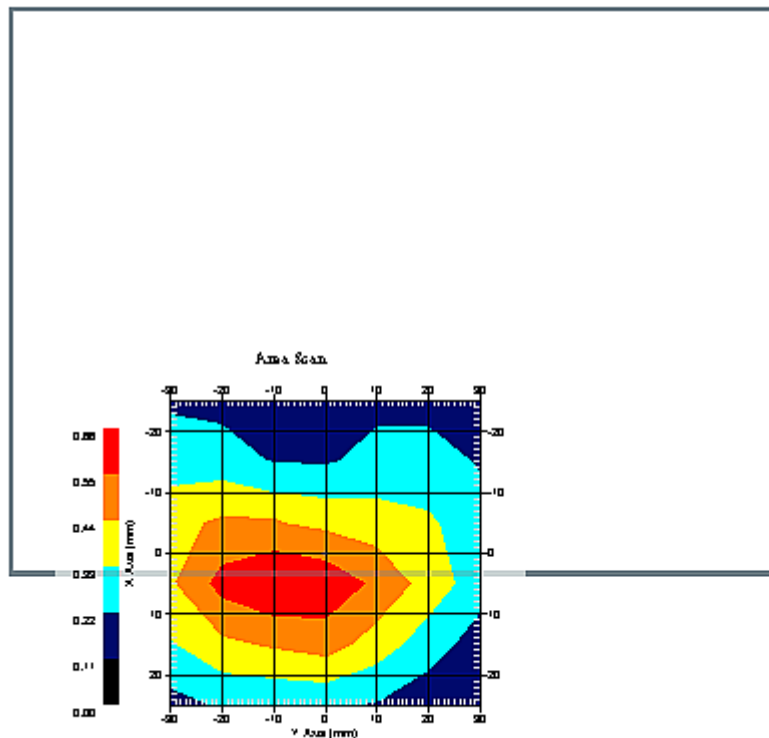
Name : RFEL 217
Model : E020
Type : E-Field Triangle
Serial No. : 217
Last Calib. Date : 30-May-2006
Frequency : 1900.00 MHz
Duty Cycle Factor: 1
Conversion Factor: 4.85
Probe Sensitivity: 1.20 1.20 1.20 $\mu\text{V}/(\text{V/m})^2$
Compression Point: 95.00 mV
Offset : 1.56 mm

Measurement Data

Crest Factor : 1
 Scan Type : Complete
 Tissue Temp. : 20.00 °C
 Ambient Temp. : 23.00 °C
 Set-up Date : 23-Feb-2007
 Set-up Time : 9:22:59 AM
 Area Scan : 6x7x1 : Measurement x=10mm, y=10mm, z=4mm
 Zoom Scan : 5x5x8 : Measurement x=8mm, y=8mm, z=4mm

Other Data

DUT Position : Rotated Right 90°
 Separation : 0
 Channel : Low



1 gram SAR value : 0.578 W/kg
 10 gram SAR value : 0.361 W/kg
 Area Scan Peak SAR : 0.660 W/kg
 Zoom Scan Peak SAR : 0.860 W/kg

SAR Test Report

By Operator : Jay
Measurement Date : 22-Feb-2007
Starting Time : 22-Feb-2007 02:12:24 PM
End Time : 22-Feb-2007 02:28:55 PM
Scanning Time : 991 secs

Product Data

Device Name : Vulcan Inc.
Serial No. : Aux
Type : Other
Model : E-1001
Frequency : 1900.00 MHz
Max. Transmit Pwr : 0.3 W
Drift Time : 0 min(s)
Length : 150 mm
Width : 110 mm
Depth : 133 mm
Antenna Type : Internal
Orientation : Rotated Right 90°
Power Drift-Start : 0.968 W/kg
Power Drift-Finish: 0.923 W/kg
Power Drift (%) : -4.649

Phantom Data

Name : APREL-Uni
Type : Uni-Phantom
Size (mm) : 280 x 280 x 200
Serial No. : System Default
Location : Center
Description : Uni-Phantom

Tissue Data

Type : BODY
Serial No. : 1900
Frequency : 1900.00 MHz
Last Calib. Date : 22-Feb-2007
Temperature : 20.00 °C
Ambient Temp. : 23.00 °C
Humidity : 45.00 RH%
Epsilon : 52.30 F/m
Sigma : 1.53 S/m
Density : 1000.00 kg/cu. m

Probe Data

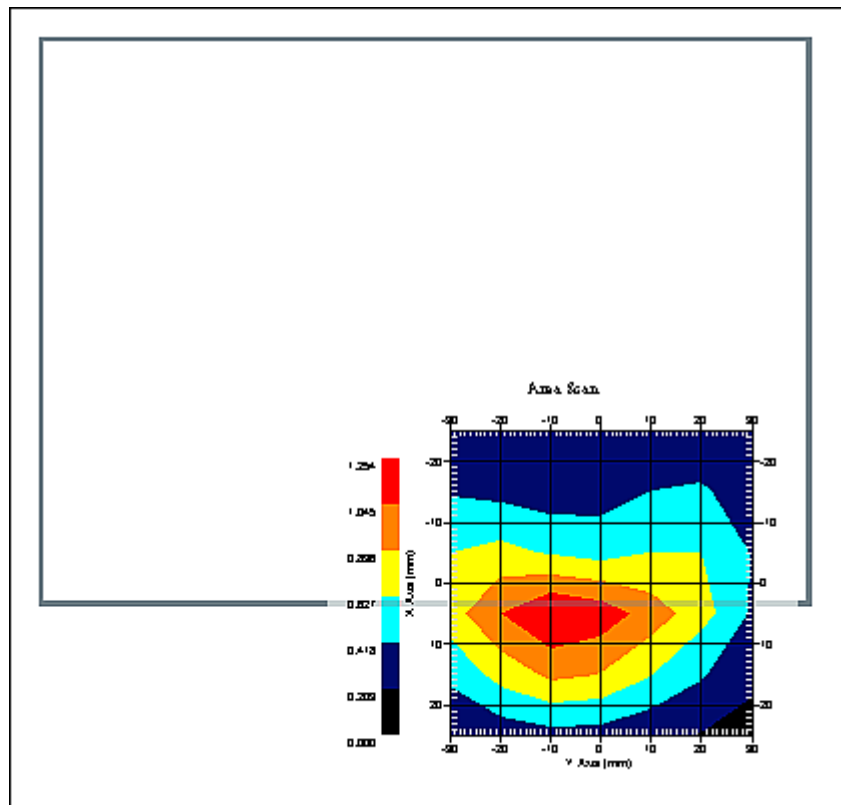
Name : RFEL 217
Model : E020
Type : E-Field Triangle
Serial No. : 217
Last Calib. Date : 30-May-2006
Frequency : 1900.00 MHz
Duty Cycle Factor: 1
Conversion Factor: 4.85
Probe Sensitivity: 1.20 1.20 1.20 $\mu\text{V}/(\text{V/m})^2$
Compression Point: 95.00 mV
Offset : 1.56 mm

Measurement Data

Crest Factor : 1
 Scan Type : Complete
 Tissue Temp. : 20.00 °C
 Ambient Temp. : 23.00 °C
 Set-up Date : 22-Feb-2007
 Set-up Time : 1:52:10 PM
 Area Scan : 6x7x1 : Measurement x=10mm, y=10mm, z=4mm
 Zoom Scan : 5x5x8 : Measurement x=8mm, y=8mm, z=4mm

Other Data

DUT Position : Rotated Right 90°
 Separation : 0
 Channel : Low



1 gram SAR value : 1.067 W/kg
 10 gram SAR value : 0.615 W/kg
 Area Scan Peak SAR : 1.251 W/kg
 Zoom Scan Peak SAR : 1.821 W/kg

SAR Test Report

By Operator : Jay
Measurement Date : 22-Feb-2007
Starting Time : 22-Feb-2007 01:55:17 PM
End Time : 22-Feb-2007 02:11:48 PM
Scanning Time : 991 secs

Product Data

Device Name : Vulcan Inc.
Serial No. : Aux
Type : Other
Model : E-1001
Frequency : 1900.00 MHz
Max. Transmit Pwr : 0.3 W
Drift Time : 0 min(s)
Length : 150 mm
Width : 110 mm
Depth : 133 mm
Antenna Type : Internal
Orientation : Rotated Right 90°
Power Drift-Start : 0.880 W/kg
Power Drift-Finish: 0.891 W/kg
Power Drift (%) : 1.235

Phantom Data

Name : APREL-Uni
Type : Uni-Phantom
Size (mm) : 280 x 280 x 200
Serial No. : System Default
Location : Center
Description : Uni-Phantom

Tissue Data

Type : BODY
Serial No. : 1900
Frequency : 1900.00 MHz
Last Calib. Date : 22-Feb-2007
Temperature : 20.00 °C
Ambient Temp. : 23.00 °C
Humidity : 45.00 RH%
Epsilon : 52.30 F/m
Sigma : 1.53 S/m
Density : 1000.00 kg/cu. m

Probe Data

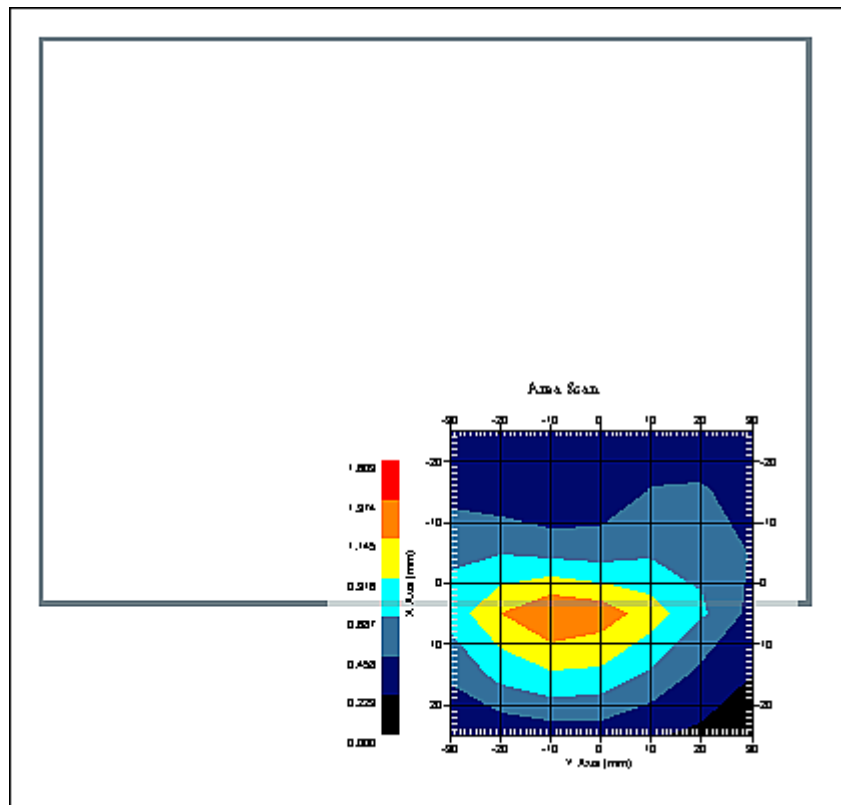
Name : RFEL 217
Model : E020
Type : E-Field Triangle
Serial No. : 217
Last Calib. Date : 30-May-2006
Frequency : 1900.00 MHz
Duty Cycle Factor: 1
Conversion Factor: 4.85
Probe Sensitivity: 1.20 1.20 1.20 $\mu\text{V}/(\text{V/m})^2$
Compression Point: 95.00 mV
Offset : 1.56 mm

Measurement Data

Crest Factor : 1
 Scan Type : Complete
 Tissue Temp. : 20.00 °C
 Ambient Temp. : 23.00 °C
 Set-up Date : 22-Feb-2007
 Set-up Time : 1:52:10 PM
 Area Scan : 6x7x1 : Measurement x=10mm, y=10mm, z=4mm
 Zoom Scan : 5x5x8 : Measurement x=8mm, y=8mm, z=4mm

Other Data

DUT Position : Rotated Right 90°
 Separation : 0
 Channel : Mid



1 gram SAR value : 1.068 W/kg
 10 gram SAR value : 0.602 W/kg
 Area Scan Peak SAR : 1.375 W/kg
 Zoom Scan Peak SAR : 1.881 W/kg

SAR Test Report

By Operator : Jay
Measurement Date : 22-Feb-2007
Starting Time : 22-Feb-2007 03:35:44 PM
End Time : 22-Feb-2007 03:52:23 PM
Scanning Time : 999 secs

Product Data

Device Name : Vulcan Inc.
Serial No. : Aux
Type : Other
Model : E-1001
Frequency : 1900.00 MHz
Max. Transmit Pwr : 0.3 W
Drift Time : 0 min(s)
Length : 150 mm
Width : 110 mm
Depth : 133 mm
Antenna Type : Internal
Orientation : Rotated Right 90°
Power Drift-Start : 1.044 W/kg
Power Drift-Finish: 0.993 W/kg
Power Drift (%) : -4.885

Phantom Data

Name : APREL-Uni
Type : Uni-Phantom
Size (mm) : 280 x 280 x 200
Serial No. : System Default
Location : Center
Description : Uni-Phantom

Tissue Data

Type : BODY
Serial No. : 1900
Frequency : 1900.00 MHz
Last Calib. Date : 22-Feb-2007
Temperature : 20.00 °C
Ambient Temp. : 23.00 °C
Humidity : 45.00 RH%
Epsilon : 52.30 F/m
Sigma : 1.53 S/m
Density : 1000.00 kg/cu. m

Probe Data

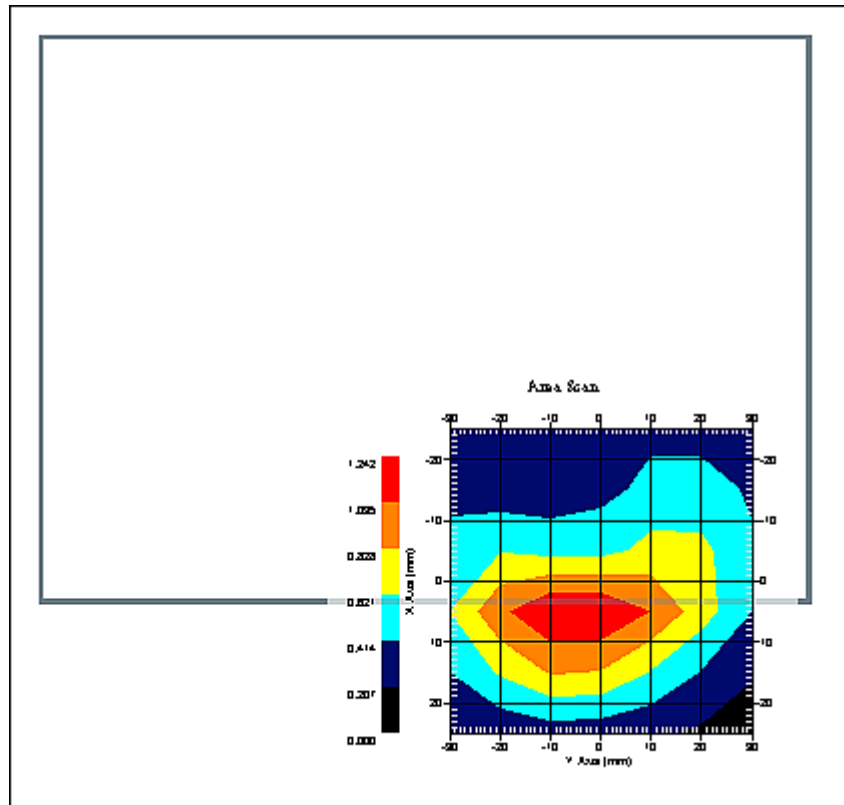
Name : RFEL 217
Model : E020
Type : E-Field Triangle
Serial No. : 217
Last Calib. Date : 30-May-2006
Frequency : 1900.00 MHz
Duty Cycle Factor: 1
Conversion Factor: 4.85
Probe Sensitivity: 1.20 1.20 1.20 $\mu\text{V}/(\text{V/m})^2$
Compression Point: 95.00 mV
Offset : 1.56 mm

Measurement Data

Crest Factor : 1
 Scan Type : Complete
 Tissue Temp. : 20.00 °C
 Ambient Temp. : 23.00 °C
 Set-up Date : 22-Feb-2007
 Set-up Time : 1:52:10 PM
 Area Scan : 6x7x1 : Measurement x=10mm, y=10mm, z=4mm
 Zoom Scan : 5x5x8 : Measurement x=8mm, y=8mm, z=4mm

Other Data

DUT Position : Rotated Right 90°
 Separation : 0
 Channel : High



1 gram SAR value : 0.963 W/kg
 10 gram SAR value : 0.543 W/kg
 Area Scan Peak SAR : 1.240 W/kg
 Zoom Scan Peak SAR : 1.721 W/kg

SAR Test Report

By Operator : Jay
Measurement Date : 22-Feb-2007
Starting Time : 22-Feb-2007 04:18:43 PM
End Time : 22-Feb-2007 04:34:21 PM
Scanning Time : 938 secs

Product Data

Device Name : Vulcan Inc.
Serial No. : Aux
Type : Other
Model : E-1001
Frequency : 1900.00 MHz
Max. Transmit Pwr : 0.3 W
Drift Time : 0 min(s)
Length : 150 mm
Width : 110 mm
Depth : 133 mm
Antenna Type : Internal
Orientation : Rotated Right 90°
Power Drift-Start : 0.370 W/kg
Power Drift-Finish: 0.358 W/kg
Power Drift (%) : -3.159

Phantom Data

Name : APREL-Uni
Type : Uni-Phantom
Size (mm) : 280 x 280 x 200
Serial No. : System Default
Location : Center
Description : Uni-Phantom

Tissue Data

Type : BODY
Serial No. : 1900
Frequency : 1900.00 MHz
Last Calib. Date : 22-Feb-2007
Temperature : 20.00 °C
Ambient Temp. : 23.00 °C
Humidity : 45.00 RH%
Epsilon : 52.30 F/m
Sigma : 1.53 S/m
Density : 1000.00 kg/cu. m

Probe Data

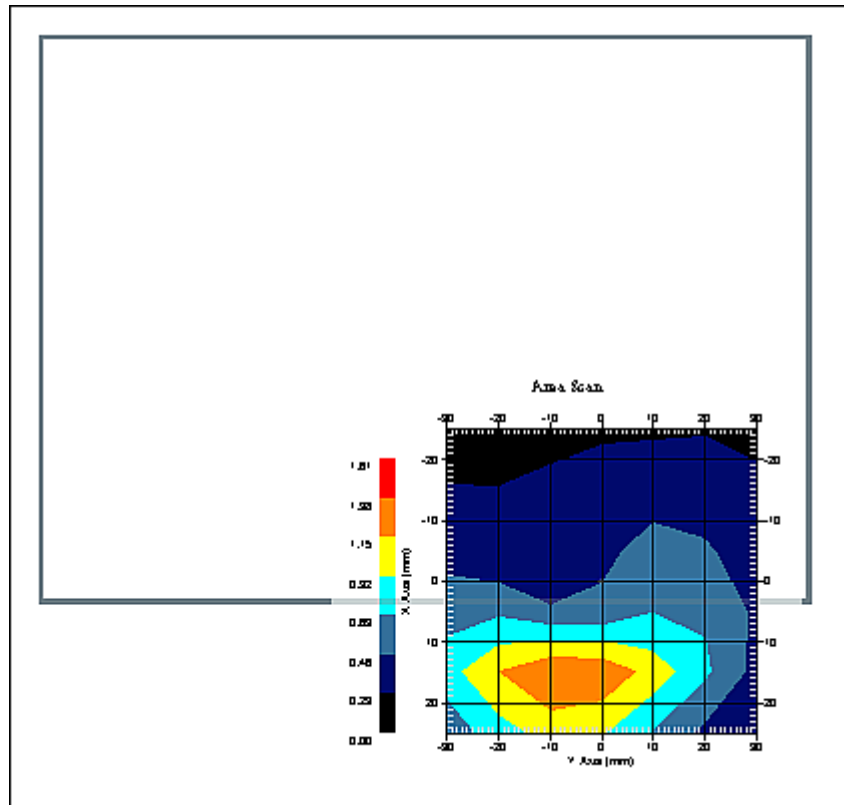
Name : RFEL 217
Model : E020
Type : E-Field Triangle
Serial No. : 217
Last Calib. Date : 30-May-2006
Frequency : 1900.00 MHz
Duty Cycle Factor: 1
Conversion Factor: 4.85
Probe Sensitivity: 1.20 1.20 1.20 $\mu\text{V}/(\text{V/m})^2$
Compression Point: 95.00 mV
Offset : 1.56 mm

Measurement Data

Crest Factor : 1
 Scan Type : Complete
 Tissue Temp. : 20.00 °C
 Ambient Temp. : 23.00 °C
 Set-up Date : 22-Feb-2007
 Set-up Time : 4:10:46 PM
 Area Scan : 6x7x1 : Measurement x=10mm, y=10mm, z=4mm
 Zoom Scan : 5x5x8 : Measurement x=8mm, y=8mm, z=4mm

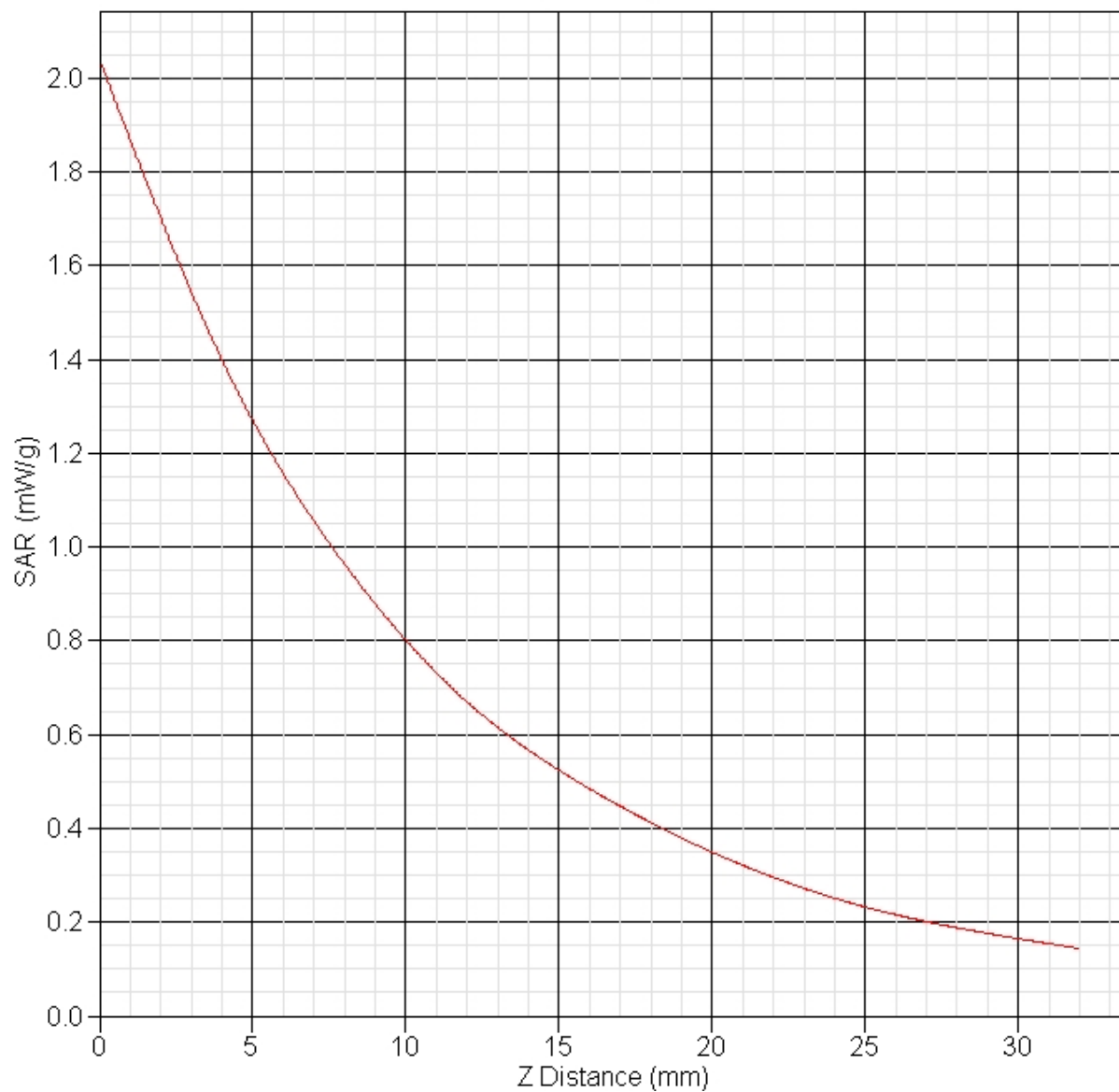
Other Data

DUT Position : Rotated Right 90°
 Separation : 0
 Channel : Mid



1 gram SAR value : 1.194 W/kg
 10 gram SAR value : 0.669 W/kg
 Area Scan Peak SAR : 1.381 W/kg
 Zoom Scan Peak SAR : 2.041 W/kg

SAR-Z Axis
at Hotspot x:15.27 y:-10.15



SAR Test Report

By Operator : Jay
Measurement Date : 23-Feb-2007
Starting Time : 23-Feb-2007 08:11:57 AM
End Time : 23-Feb-2007 08:28:47 AM
Scanning Time : 1010 secs

Product Data

Device Name : Vulcan Inc.
Serial No. : Aux
Type : Other
Model : E-1001
Frequency : 1900.00 MHz
Max. Transmit Pwr : 0.3 W
Drift Time : 0 min(s)
Length : 150 mm
Width : 110 mm
Depth : 133 mm
Antenna Type : Internal
Orientation : Rotated Right 90°
Power Drift-Start : 0.628 W/kg
Power Drift-Finish: 0.614 W/kg
Power Drift (%) : -2.229

Phantom Data

Name : APREL-Uni
Type : Uni-Phantom
Size (mm) : 280 x 280 x 200
Serial No. : System Default
Location : Center
Description : Uni-Phantom

Tissue Data

Type : BODY
Serial No. : 1900
Frequency : 1900.00 MHz
Last Calib. Date : 23-Feb-2007
Temperature : 20.00 °C
Ambient Temp. : 23.00 °C
Humidity : 45.00 RH%
Epsilon : 52.85 F/m
Sigma : 1.41 S/m
Density : 1000.00 kg/cu. m

Probe Data

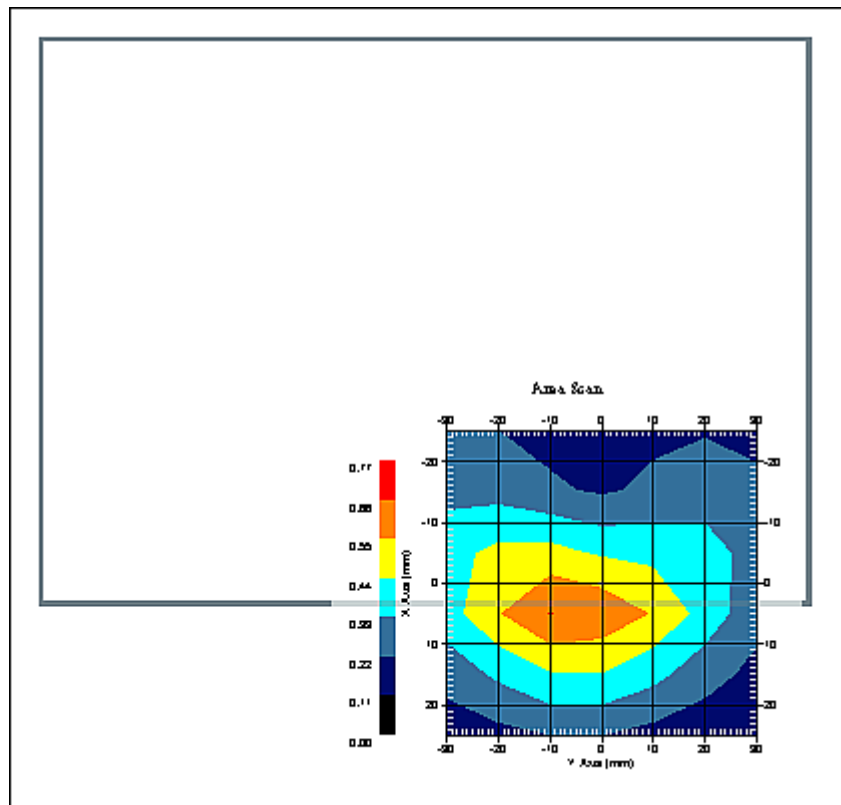
Name : RFEL 217
Model : E020
Type : E-Field Triangle
Serial No. : 217
Last Calib. Date : 30-May-2006
Frequency : 1900.00 MHz
Duty Cycle Factor: 1
Conversion Factor: 4.85
Probe Sensitivity: 1.20 1.20 1.20 $\mu\text{V}/(\text{V/m})^2$
Compression Point: 95.00 mV
Offset : 1.56 mm

Measurement Data

Crest Factor : 1
 Scan Type : Complete
 Tissue Temp. : 20.00 °C
 Ambient Temp. : 23.00 °C
 Set-up Date : 23-Feb-2007
 Set-up Time : 7:47:55 AM
 Area Scan : 6x7x1 : Measurement x=10mm, y=10mm, z=4mm
 Zoom Scan : 5x5x8 : Measurement x=8mm, y=8mm, z=4mm

Other Data

DUT Position : Rotated Right 90°
 Separation : 0
 Channel : Low



1 gram SAR value : 0.599 W/kg
 10 gram SAR value : 0.366 W/kg
 Area Scan Peak SAR : 0.662 W/kg
 Zoom Scan Peak SAR : 0.960 W/kg

SAR Test Report

By Operator : Jay
Measurement Date : 22-Feb-2007
Starting Time : 22-Feb-2007 04:39:18 PM
End Time : 22-Feb-2007 04:54:38 PM
Scanning Time : 920 secs

Product Data

Device Name : Vulcan Inc.
Serial No. : Aux
Type : Other
Model : E-1001
Frequency : 1900.00 MHz
Max. Transmit Pwr : 0.3 W
Drift Time : 0 min(s)
Length : 150 mm
Width : 110 mm
Depth : 133 mm
Antenna Type : Internal
Orientation : Rotated Right 90°
Power Drift-Start : 0.644 W/kg
Power Drift-Finish: 0.644 W/kg
Power Drift (%) : -0.550

Phantom Data

Name : APREL-Uni
Type : Uni-Phantom
Size (mm) : 280 x 280 x 200
Serial No. : System Default
Location : Center
Description : Uni-Phantom

Tissue Data

Type : BODY
Serial No. : 1900
Frequency : 1900.00 MHz
Last Calib. Date : 22-Feb-2007
Temperature : 20.00 °C
Ambient Temp. : 23.00 °C
Humidity : 45.00 RH%
Epsilon : 52.30 F/m
Sigma : 1.53 S/m
Density : 1000.00 kg/cu. m

Probe Data

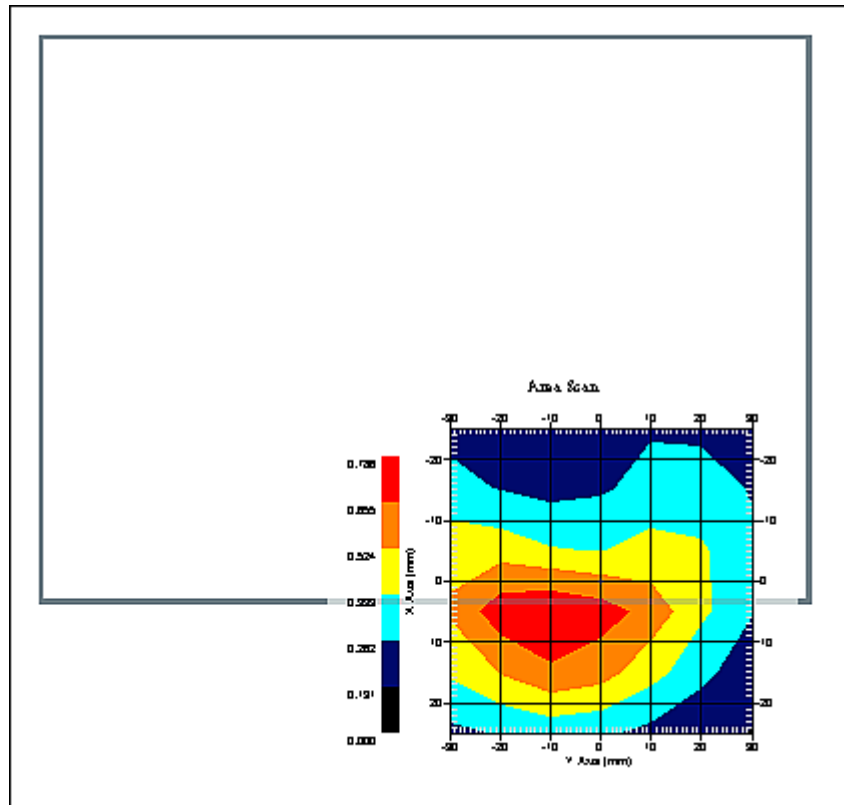
Name : RFEL 217
Model : E020
Type : E-Field Triangle
Serial No. : 217
Last Calib. Date : 30-May-2006
Frequency : 1900.00 MHz
Duty Cycle Factor: 1
Conversion Factor: 4.85
Probe Sensitivity: 1.20 1.20 1.20 $\mu\text{V}/(\text{V/m})^2$
Compression Point: 95.00 mV
Offset : 1.56 mm

Measurement Data

Crest Factor : 1
 Scan Type : Complete
 Tissue Temp. : 20.00 °C
 Ambient Temp. : 23.00 °C
 Set-up Date : 22-Feb-2007
 Set-up Time : 4:10:46 PM
 Area Scan : 6x7x1 : Measurement x=10mm, y=10mm, z=4mm
 Zoom Scan : 5x5x8 : Measurement x=8mm, y=8mm, z=4mm

Other Data

DUT Position : Rotated Right 90°
 Separation : 0
 Channel : Mid



1 gram SAR value : 0.654 W/kg
 10 gram SAR value : 0.400 W/kg
 Area Scan Peak SAR : 0.786 W/kg
 Zoom Scan Peak SAR : 1.030 W/kg

SAR Test Report

By Operator : Jay
Measurement Date : 23-Feb-2007
Starting Time : 23-Feb-2007 07:52:26 AM
End Time : 23-Feb-2007 08:09:32 AM
Scanning Time : 1026 secs

Product Data

Device Name : Vulcan Inc.
Serial No. : Aux
Type : Other
Model : E-1001
Frequency : 1900.00 MHz
Max. Transmit Pwr : 0.3 W
Drift Time : 0 min(s)
Length : 150 mm
Width : 110 mm
Depth : 133 mm
Antenna Type : Internal
Orientation : Rotated Right 90°
Power Drift-Start : 0.502 W/kg
Power Drift-Finish: 0.487 W/kg
Power Drift (%) : -2.988

Phantom Data

Name : APREL-Uni
Type : Uni-Phantom
Size (mm) : 280 x 280 x 200
Serial No. : System Default
Location : Center
Description : Uni-Phantom

Tissue Data

Type : BODY
Serial No. : 1900
Frequency : 1900.00 MHz
Last Calib. Date : 23-Feb-2007
Temperature : 20.00 °C
Ambient Temp. : 23.00 °C
Humidity : 45.00 RH%
Epsilon : 52.85 F/m
Sigma : 1.41 S/m
Density : 1000.00 kg/cu. m

Probe Data

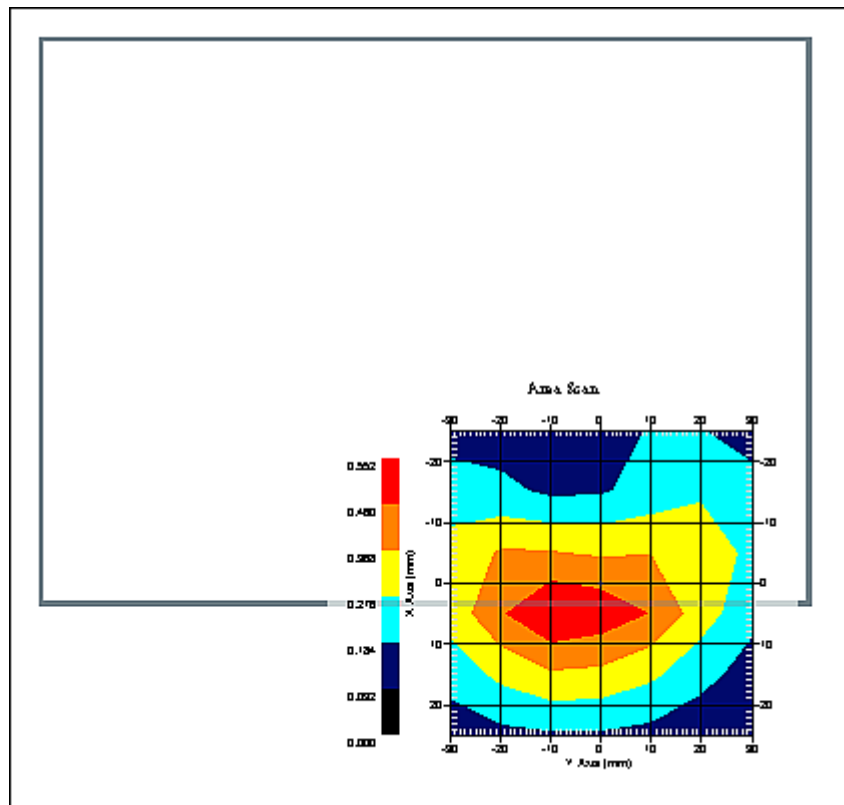
Name : RFEL 217
Model : E020
Type : E-Field Triangle
Serial No. : 217
Last Calib. Date : 30-May-2006
Frequency : 1900.00 MHz
Duty Cycle Factor: 1
Conversion Factor: 4.85
Probe Sensitivity: 1.20 1.20 1.20 $\mu\text{V}/(\text{V/m})^2$
Compression Point: 95.00 mV
Offset : 1.56 mm

Measurement Data

Crest Factor : 1
 Scan Type : Complete
 Tissue Temp. : 20.00 °C
 Ambient Temp. : 23.00 °C
 Set-up Date : 23-Feb-2007
 Set-up Time : 7:47:55 AM
 Area Scan : 6x7x1 : Measurement x=10mm, y=10mm, z=4mm
 Zoom Scan : 5x5x8 : Measurement x=8mm, y=8mm, z=4mm

Other Data

DUT Position : Rotated Right 90°
 Separation : 0
 Channel : High



1 gram SAR value : 0.453 W/kg
 10 gram SAR value : 0.278 W/kg
 Area Scan Peak SAR : 0.550 W/kg
 Zoom Scan Peak SAR : 0.730 W/kg

SAR Test Report

By Operator : Jay
Measurement Date : 23-Feb-2007
Starting Time : 23-Feb-2007 08:33:29 AM
End Time : 23-Feb-2007 08:50:09 AM
Scanning Time : 1000 secs

Product Data

Device Name : Vulcan Inc.
Serial No. : Aux
Type : Other
Model : E-1001
Frequency : 1900.00 MHz
Max. Transmit Pwr : 0.3 W
Drift Time : 0 min(s)
Length : 150 mm
Width : 110 mm
Depth : 133 mm
Antenna Type : Internal
Orientation : Rotated Right 90°
Power Drift-Start : 0.678 W/kg
Power Drift-Finish: 0.705 W/kg
Power Drift (%) : 3.982

Phantom Data

Name : APREL-Uni
Type : Uni-Phantom
Size (mm) : 280 x 280 x 200
Serial No. : System Default
Location : Center
Description : Uni-Phantom

Tissue Data

Type : BODY
Serial No. : 1900
Frequency : 1900.00 MHz
Last Calib. Date : 23-Feb-2007
Temperature : 20.00 °C
Ambient Temp. : 23.00 °C
Humidity : 45.00 RH%
Epsilon : 52.85 F/m
Sigma : 1.41 S/m
Density : 1000.00 kg/cu. m

Probe Data

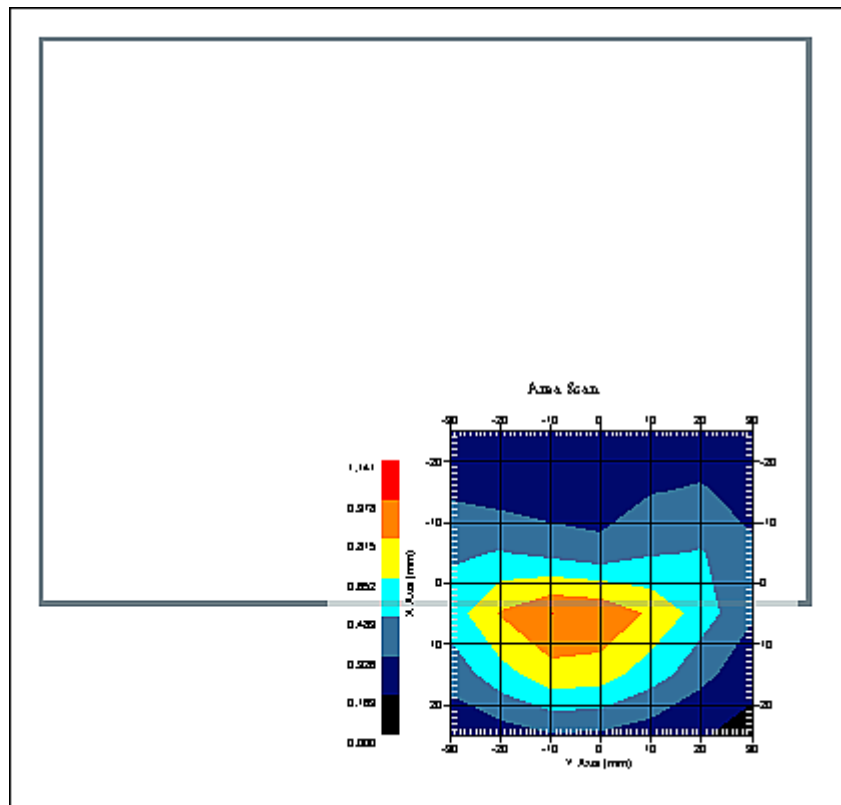
Name : RFEL 217
Model : E020
Type : E-Field Triangle
Serial No. : 217
Last Calib. Date : 30-May-2006
Frequency : 1900.00 MHz
Duty Cycle Factor: 1
Conversion Factor: 4.85
Probe Sensitivity: 1.20 1.20 1.20 $\mu\text{V}/(\text{V/m})^2$
Compression Point: 95.00 mV
Offset : 1.56 mm

Measurement Data

Crest Factor : 1
Scan Type : Complete
Tissue Temp. : 20.00 °C
Ambient Temp. : 23.00 °C
Set-up Date : 23-Feb-2007
Set-up Time : 7:47:55 AM
Area Scan : 6x7x1 : Measurement x=10mm, y=10mm, z=4mm
Zoom Scan : 5x5x8 : Measurement x=8mm, y=8mm, z=4mm


Other Data

DUT Position : Rotated Right 90°
Separation : 0
Channel : Mid




1 gram SAR value : 0.880 W/kg
10 gram SAR value : 0.508 W/kg
Area Scan Peak SAR : 0.979 W/kg
Zoom Scan Peak SAR : 1.481 W/kg


Appendix C – SAR Test Setup Photos



System Body Configuration



Body Tissue Depth



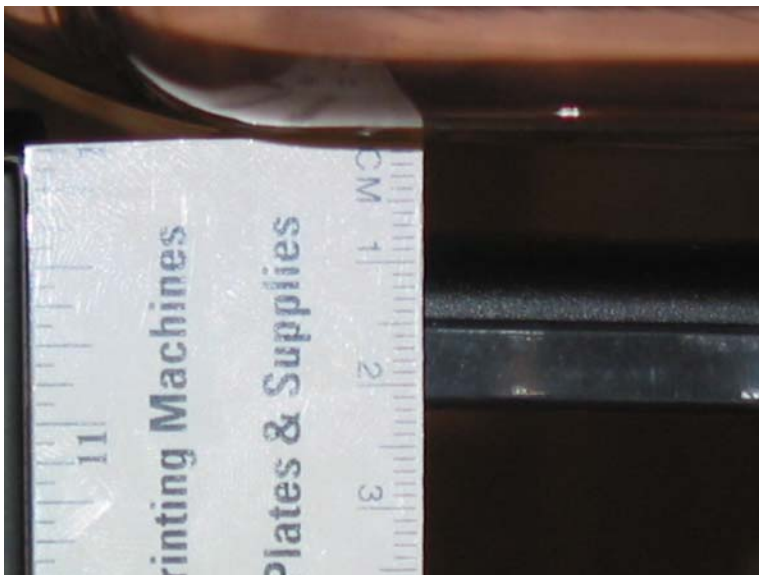
Front Standard Battery WWAN Testing Front View



Front Standard Battery WWAN Testing Near View




Side of LCD Near Phantom With Standard Battery WWAN Testing




Side of LCD Measurement from Phantom With Standard Battery WWAN Testing



Measurement of LCD from Surface in 180 Deg. With Standard Battery



Front Extended Battery Front WWAN Testing View



Front Extended Battery Near WWAN Testing View




Side of LCD Near Phantom With Extended Battery WWAN Testing



Side of LCD Measurement from Phantom With Extended Battery WWAN Testing



Measurement of LCD from Surface in 180 Deg. With Extended Battery



Front Standard Battery Main Antenna WLAN View




Side Standard Battery Main Antenna WLAN View



Front Standard Battery Aux Antenna WLAN View



Side Standard Battery Aux Antenna WLAN View



Front Extended Battery Main Antenna WLAN View



Side Extended Battery Main Antenna WLAN View



Front Extended Battery Aux Antenna WLAN View



Side Extended Battery Aux Antenna WLAN View



Unit Front



Unit Back w/o Battery



Unit LCD Open



Unit w/o Back Cover



Back Cover Inside Shield



PWB Hard Drive Side