


**MODEL: IBIS Sensor Ku Band**




EUT - Front View



EUT - Back View



EUT - Top View



EUT - Bottom View




EUT - Right View



EUT - Left View



Antenna1 (IBIS-ANT2-H29V25) – Front View




Antenna1 (IBIS-ANT2-H29V25) – Back View




Antenna1 (IBIS-ANT2-H29V25) – Top View




Antenna1 (IBIS-ANT2-H29V25) – Bottom View




Antenna1 (IBIS-ANT2-H29V25) – Left View




Antenna1 (IBIS-ANT2-H29V25) – Right View




Antenna2 (IBIS-ANT1-H38V18) – Front View



Antenna2 (IBIS-ANT1-H38V18) – Back View




Antenna2 (IBIS-ANT1-H38V18) – Top View



Antenna2 (IBIS-ANT1-H38V18) – Bottom View







Antenna2 (IBIS-ANT1-H38V18) – Left View




Antenna2 (IBIS-ANT1-H38V18) – Right View




Antenna3 (IBIS-ANT3-H17V15) – Front View



Antenna3 (IBIS-ANT3-H17V15) – Back View



Antenna3 (IBIS-ANT3-H17V15) – Top View



Antenna3 (IBIS-ANT3-H17V15) – Bottom View



Antenna3 (IBIS-ANT3-H17V15) – Left View



Antenna3 (IBIS-ANT3-H17V15) – Right View



Antenna4 (IBIS-ANT4-H11V10) – Front View




Antenna4 (IBIS-ANT4-H11V10) – Back View




Antenna4 (IBIS-ANT4-H11V10) – Top View



Antenna4 (IBIS-ANT4-H11V10) – Bottom View




Antenna4 (IBIS-ANT4-H11V10) – Left View



Antenna4 (IBIS-ANT4-H11V10) – Right View



Antenna5 (IBIS-ANT5-H12V39) – Front View




Antenna5 (IBIS-ANT5-H12V39) – Back View






Antenna5 (IBIS-ANT5-H12V39) – Top View



Antenna5 (IBIS-ANT5-H12V39) – Bottom View



Antenna5 (IBIS-ANT5-H12V39) – Left View



Antenna5 (IBIS-ANT5-H12V39) – Right View