
HTML Report

[Aegis, 4/18/2007](#)

[Experiment](#)

[Panasonic Ant_Main_2.4 - 2.835GHz](#)

[Panasonic Ant_Main_5.125 - 5.35GHz](#)

[Panasonic Ant_Main_5.725 - 5.85GHz](#)

[Panasonic Ant_Aux_2.4 - 2.835GHz](#)

[Panasonic Ant_Aux_5.125 - 5.35GHz](#)

[Panasonic Ant_Aux_5.725 - 5.85GHz](#)

▲ [Aegis, 4/18/2007](#)

Date :4/18/2007

File name :I:\Customer Data\2007-04-18\Aegis\Aegis.pro

Project name :Aegis, 4/18/2007

Manager :Rhett Burrell

Equipment under test :Passive measurements using Stargate 64

Customer :Aegis Labs Inc.

Address :8 Rancho Circle

Zip :92630

City :Lake Forest, CA

Customer reference for the project :Rick Candelas

Contact name : 1 :Rick Candelas

Function :Lab/Quality Manager

Phone :949-454-8295 ext 255

Email :rick@aegislabsinc.com

▲ *valued customer*
(valued customer)

▲ *
(*)

▲ [Experiment](#)

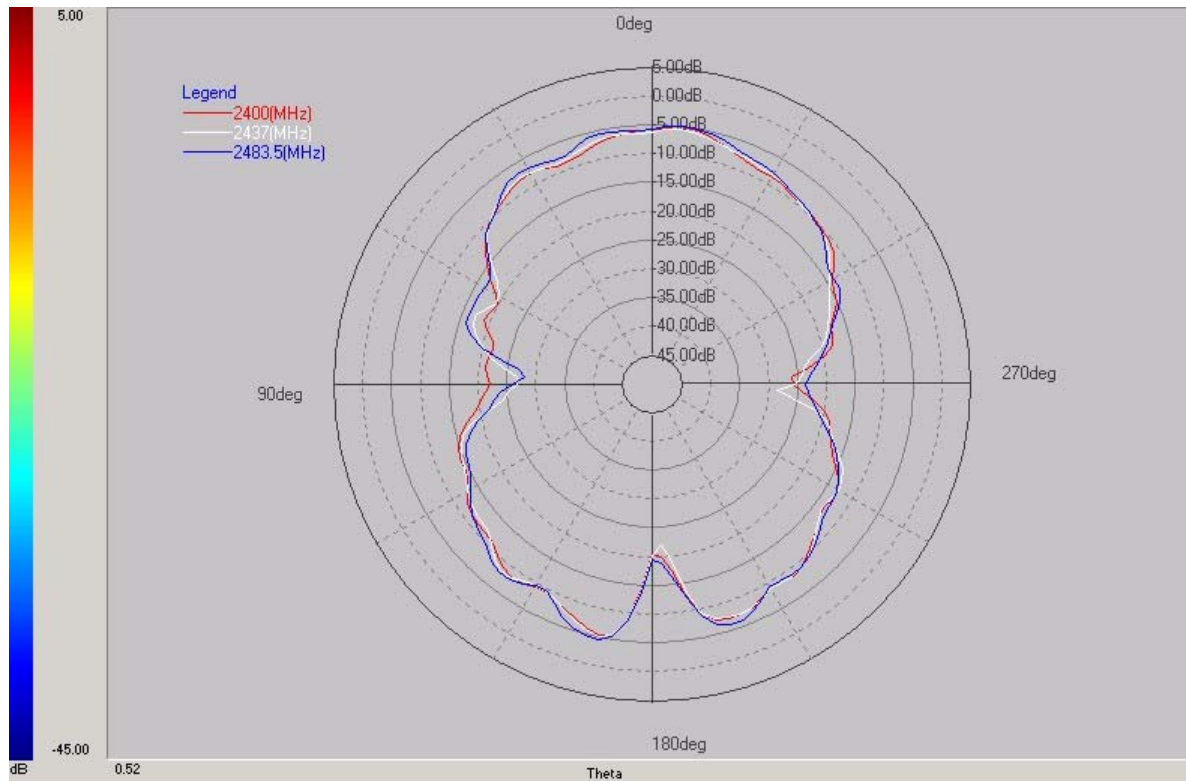
▲ [Panasonic Ant_Main_2.4 - 2.835GHz](#)

▲ Phi=0.00deg

E Total. dB

Average

- 1:-
11.48
dB
- 2:0
dB
- 3:0
dB
- 4:-
11.48
dB



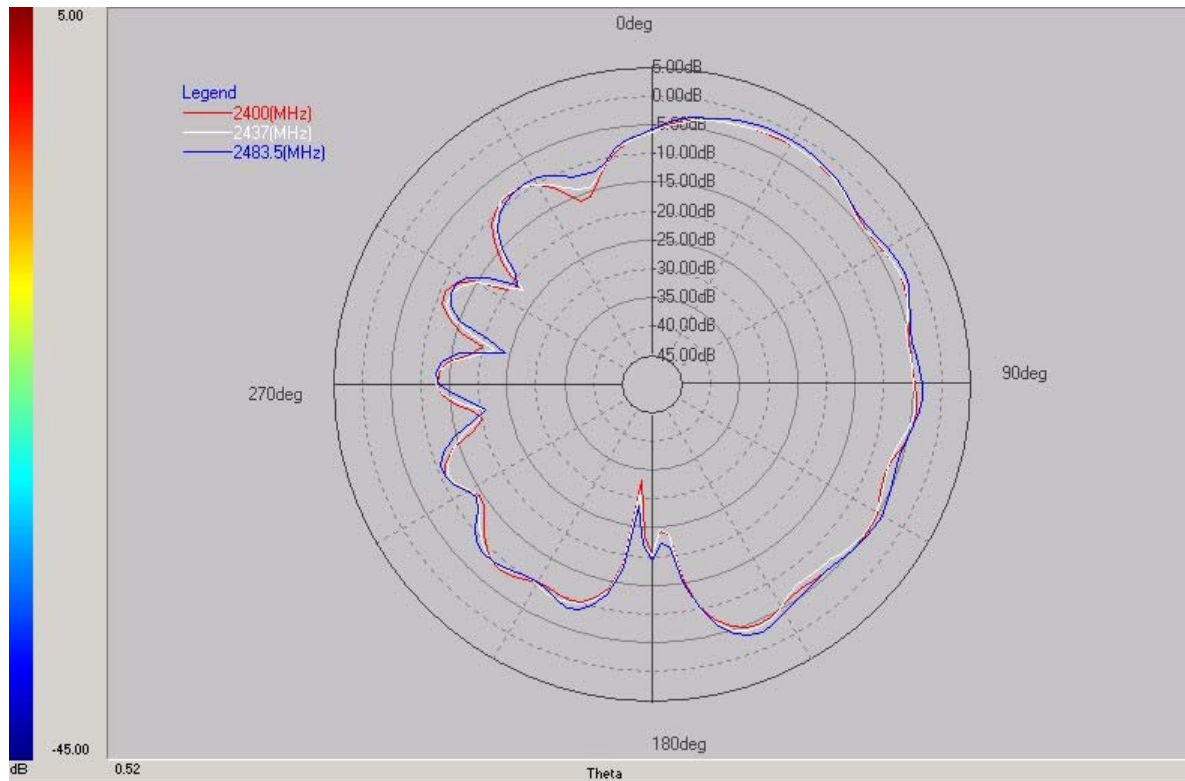
Layer	Max value	Position	Min value	Position	BeamWidth	Average	Standard deviation	Marker 1 pos	Marker 1 value	Marker 2 pos
2400 (MHz)	-5.38 dB	-6.00 deg	-25.88 dB	-87.00 deg	40.35 deg	-11.48 dB	5.31	----	----	----
2437 (MHz)	-5.44 dB	168.00 deg	-28.45 dB	-93.00 deg	16.34 deg	-11.58 dB	5.86	----	----	----
2483.5 (MHz)	-4.84 dB	168.00 deg	-28.07 dB	87.00 deg	16.11 deg	-11.03 dB	5.70	----	----	----

▲ Phi=90.00deg

E Total. dB

Average

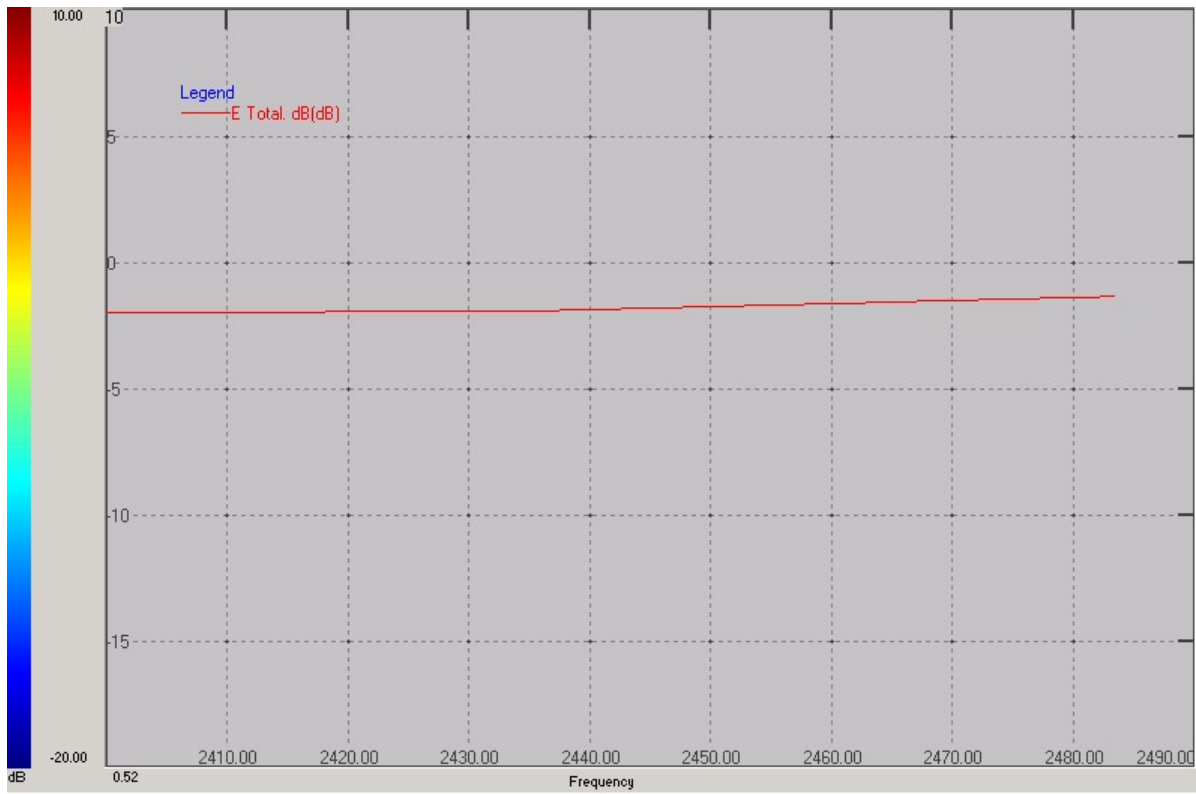
- 1:- 7.989 dB
- 2:0 dB
- 3:0 dB
- 4:- 7.989 dB



Layer	Max value	Position	Min value	Position	BeamWidth	Average	Standard deviation	Marker 1 pos	Marker 1 value	Marker 2 pos
2400 (MHz)	-2.17 dB	30.00 deg	-33.42 dB	-174.00 deg	79.85 deg	-7.99 dB	5.98	----	----	----
2437 (MHz)	-2.21 dB	30.00 deg	-31.36 dB	-174.00 deg	73.67 deg	-8.07 dB	5.91	----	----	----
2483.5 (MHz)	-1.50 dB	30.00 deg	-28.84 dB	-174.00 deg	75.30 deg	-7.38 dB	5.95	----	----	----

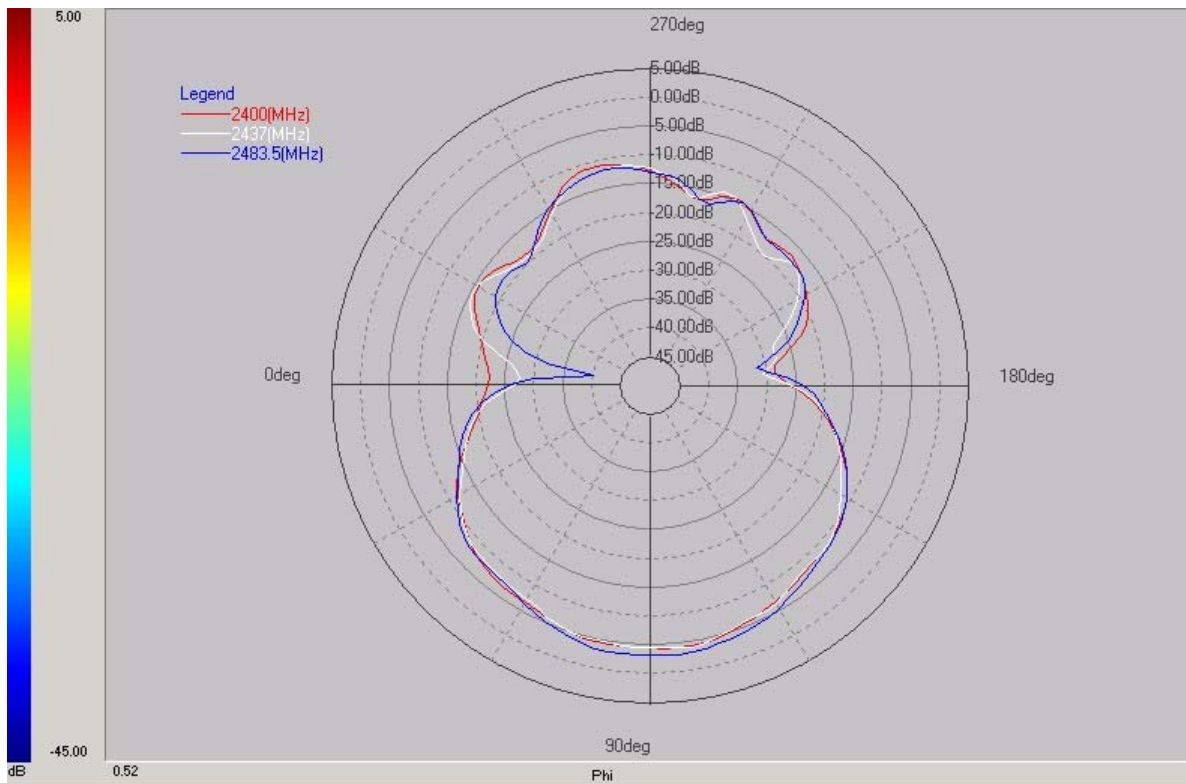
▲ NF to FF transform Maximum Maximum

E Total. dB



▲ Theta=90.00deg

E Total. dB



Average

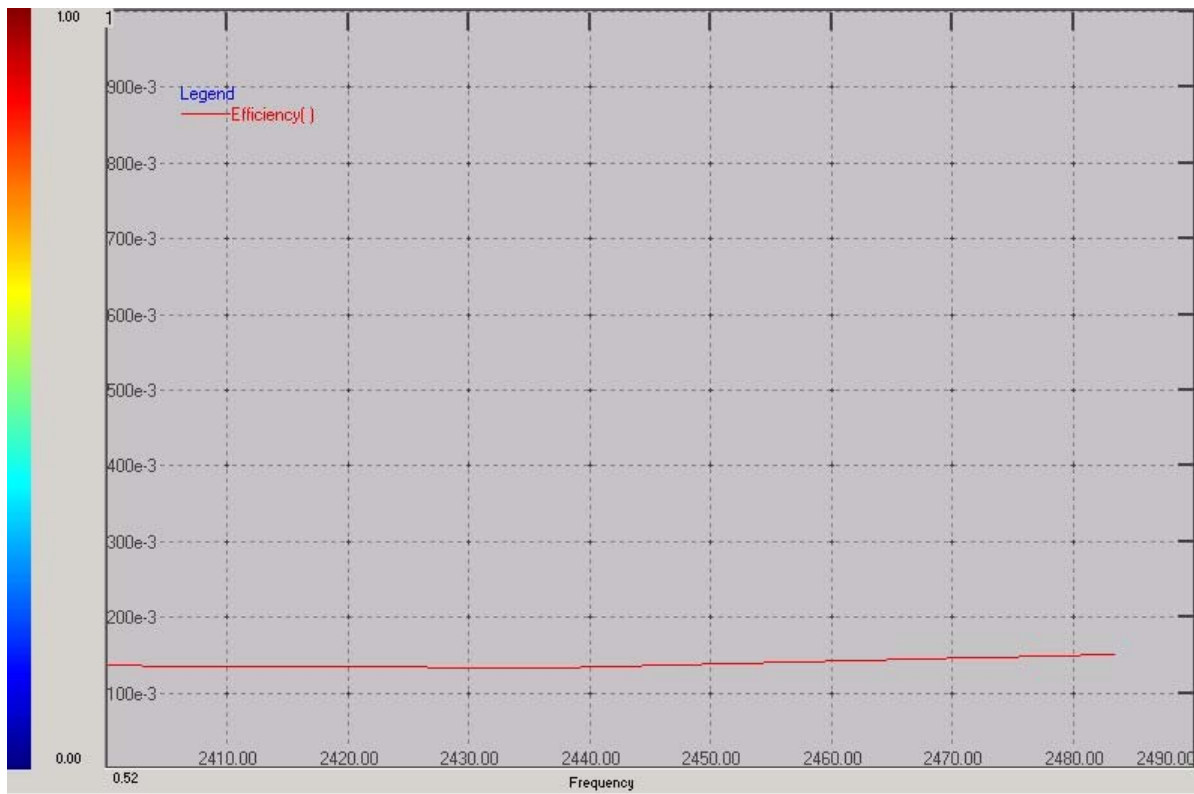
- 1:- 12.01 dB
- 2:0 dB
- 3:0 dB
- 4:- 12.01 dB

	Max		Min			Standard	Marker	Marker 1	Marker
--	-----	--	-----	--	--	----------	--------	----------	--------

Layer	value	Position	value	Position	BeamWidth	Average	deviation	1 pos	value	2 pos
2400 (MHz)	-4.40 dB	96.00 deg	-28.42 dB	186.00 deg	75.13 deg	-12.01 dB	6.12	----	----	----
2437 (MHz)	-4.32 dB	99.00 deg	-30.69 dB	186.00 deg	62.85 deg	-12.39 dB	6.78	----	----	----
2483.5 (MHz)	-3.29 dB	96.00 deg	-40.13 dB	351.00 deg	62.60 deg	-11.75 dB	7.79	----	----	----

▲ NF to FF transform Efficiency

Efficiency



▲ Panasonic Ant_Main_5.125 - 5.35GHz

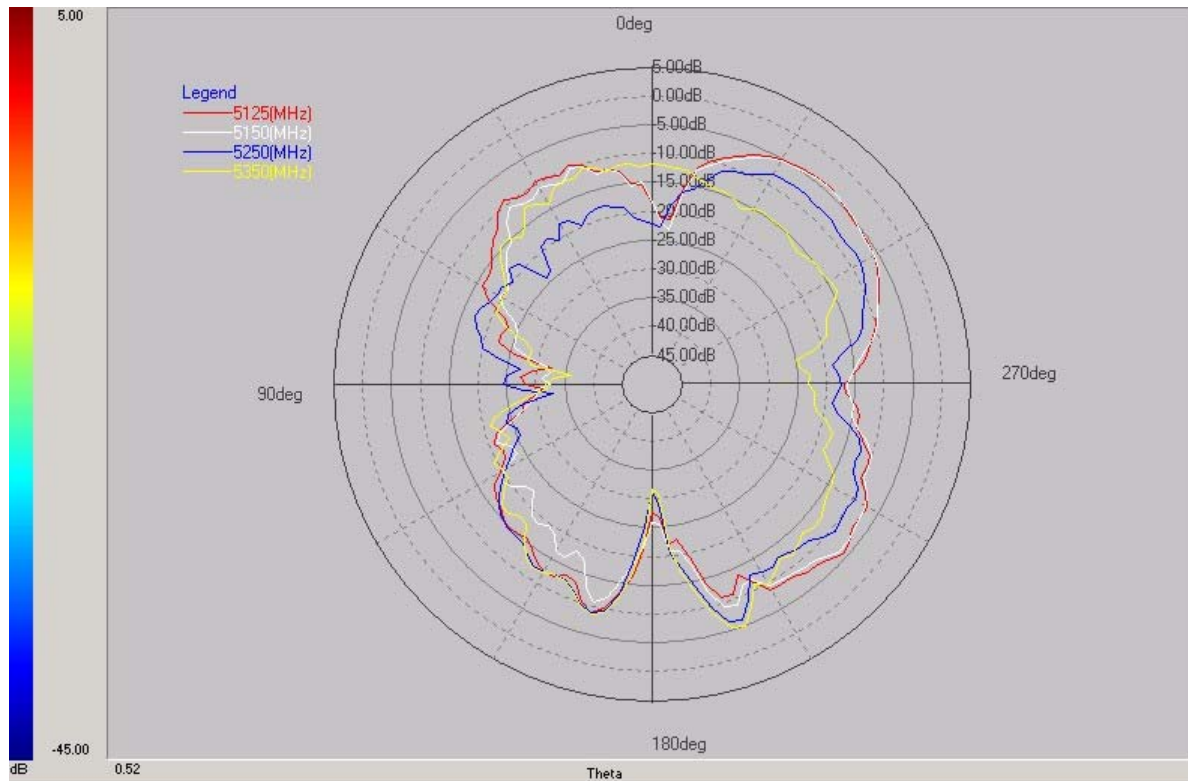
▲ Phi=0.00deg

E Total. dB

Average

- 1:- 11.97 dB
- 2:0 dB
- 3:0 dB
- 4:-

11.97
dB



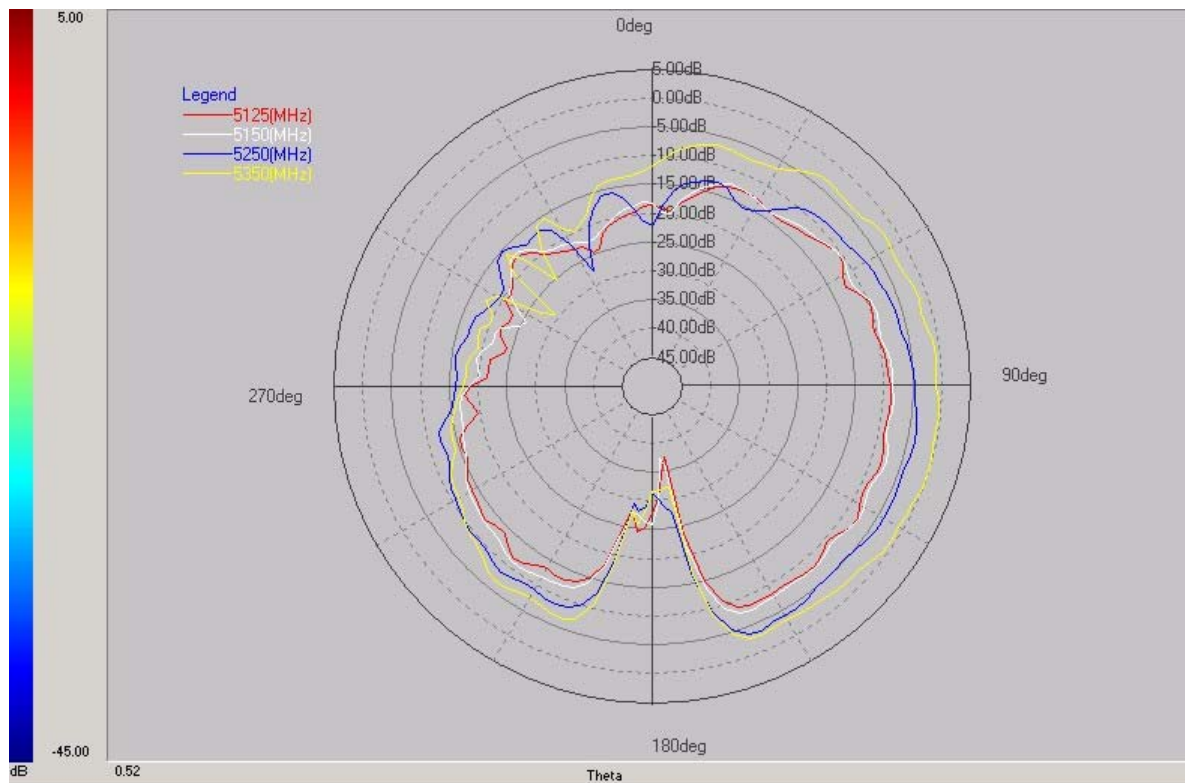
Layer	Max value	Position	Min value	Position	BeamWidth	Average	Standard deviation	Marker 1 pos	Marker 1 value	Marker 2 pos
5125 (MHz)	-4.29 dB	-42.00 deg	-32.62 dB	81.00 deg	43.89 deg	-11.97 dB	6.88	----	----	----
5150 (MHz)	-4.33 dB	-42.00 deg	-32.45 dB	84.00 deg	42.04 deg	-12.68 dB	7.28	----	----	----
5250 (MHz)	-6.36 dB	-159.00 deg	-32.82 dB	96.00 deg	8.76 deg	-14.39 dB	6.04	----	----	----
5350 (MHz)	-5.16 dB	-159.00 deg	-36.12 dB	84.00 deg	8.73 deg	-15.45 dB	6.08	----	----	----

▲ Phi=90.00deg

E Total. dB

Average

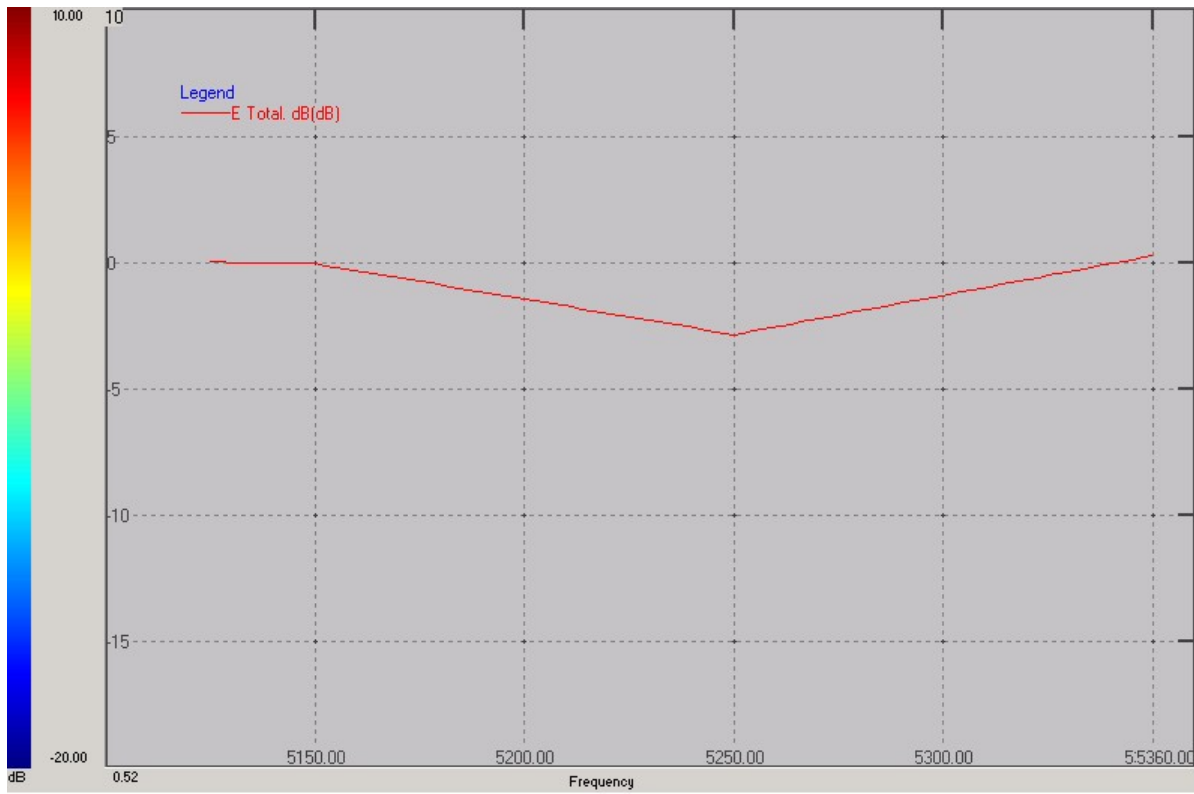
- 1:- 14.04 dB
- 2:0 dB
- 3:0 dB
- 4:- 14.04 dB



Layer	Max value	Position	Min value	Position	BeamWidth	Average	Standard deviation	Marker 1 pos	Marker 1 value	Marker 2 pos
5125 (MHz)	-7.75 dB	123.00 deg	-37.66 dB	171.00 deg	95.11 deg	-14.04 dB	6.28	----	----	----
5150 (MHz)	-7.47 dB	108.00 deg	-37.48 dB	174.00 deg	96.43 deg	-13.40 dB	6.34	----	----	----
5250 (MHz)	-3.60 dB	102.00 deg	-31.54 dB	-180.00 deg	94.73 deg	-10.31 dB	7.12	----	----	----
5350 (MHz)	0.01 dB	108.00 deg	-32.32 dB	171.00 deg	92.21 deg	-7.33 dB	8.70	----	----	----

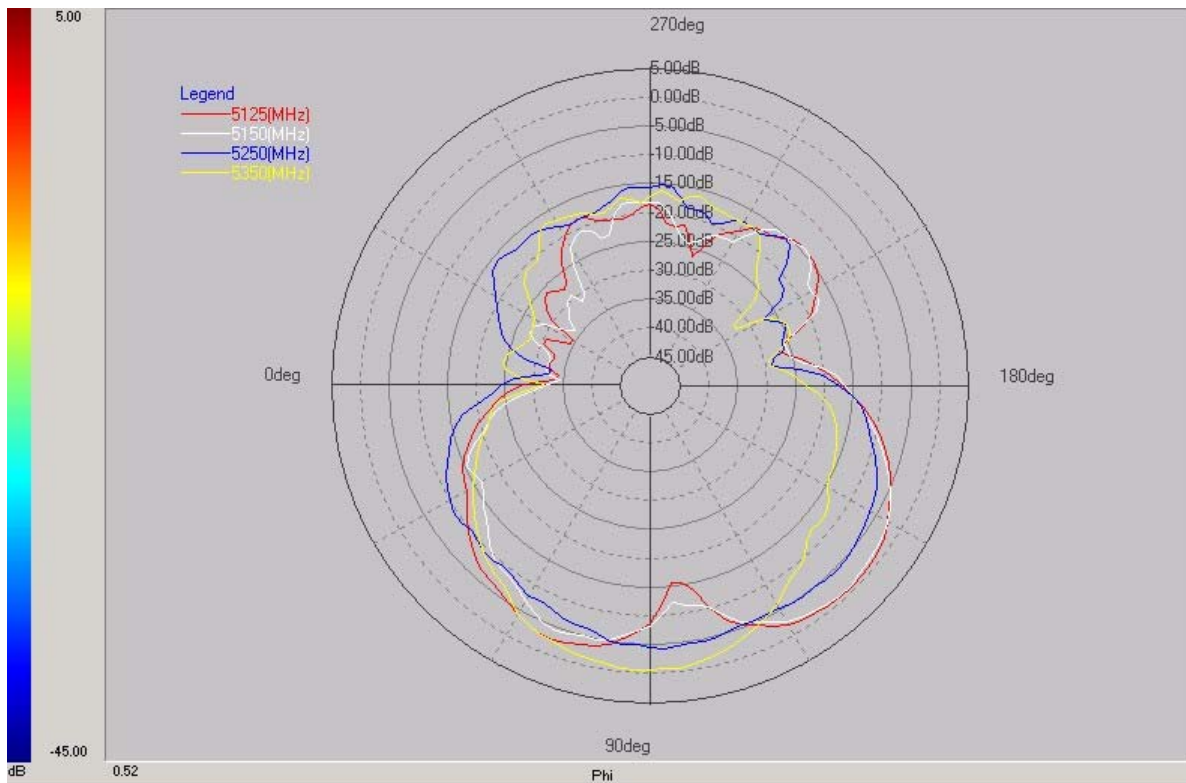
▲ NF to FF transform Maximum Maximum

E Total. dB



▲ Theta=90.00deg

E Total. dB



Average

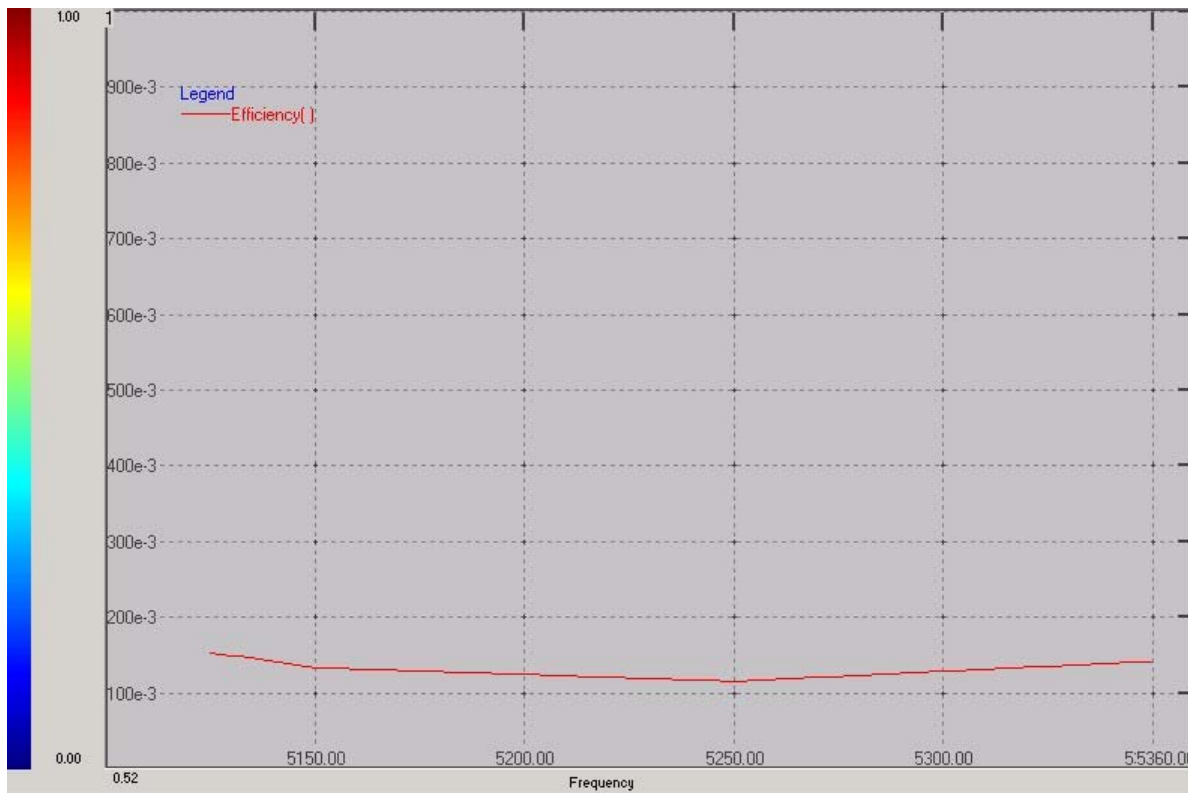
- 1:- 11.26 dB
- 2:0 dB
- 3:0 dB
- 4:- 11.26 dB

Layer	Max value	Position	Min value	Position	BeamWidth	Average	Standard deviation	Marker 1 pos	Marker 1 value	Marker 2 pos
-------	-----------	----------	-----------	----------	-----------	---------	--------------------	--------------	----------------	--------------

5125 (MHz)	-0.78 dB	135.00 deg	- 34.61 dB	333.00 deg	37.35 deg	-11.26 dB	9.50	----	----	----
5150 (MHz)	-1.02 dB	132.00 deg	- 34.46 dB	357.00 deg	37.20 deg	-12.05 dB	9.43	----	----	----
5250 (MHz)	-4.39 dB	93.00 deg	- 32.90 dB	351.00 deg	89.09 deg	-11.87 dB	7.30	----	----	----
5350 (MHz)	-0.70 dB	87.00 deg	- 32.42 dB	213.00 deg	48.63 deg	-12.21 dB	8.47	----	----	----

▲ NF to FF transform Efficiency

Efficiency



▲ **Panasonic Ant_Main_5.725 - 5.85GHz**

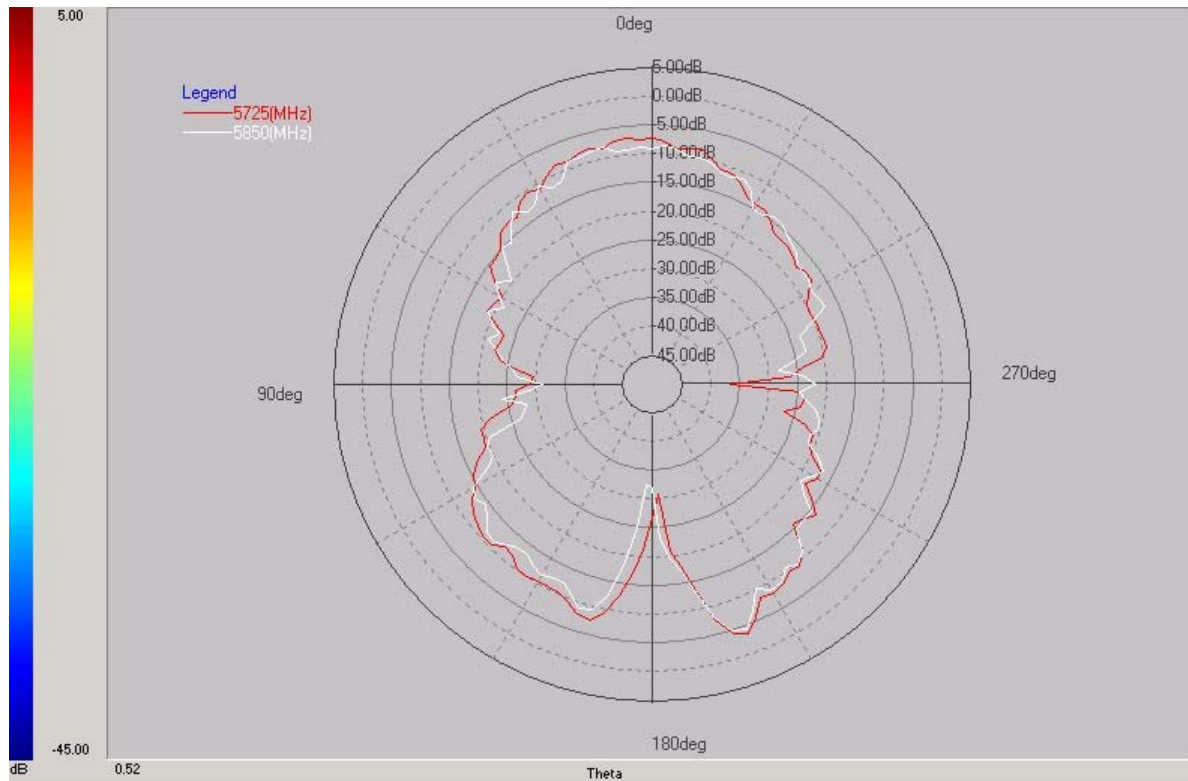
▲ Phi=0.00deg

E Total. dB

Average

- 1:- 13.75 dB
- 2:0 dB
- 3:0 dB

- 4:-
13.75
dB



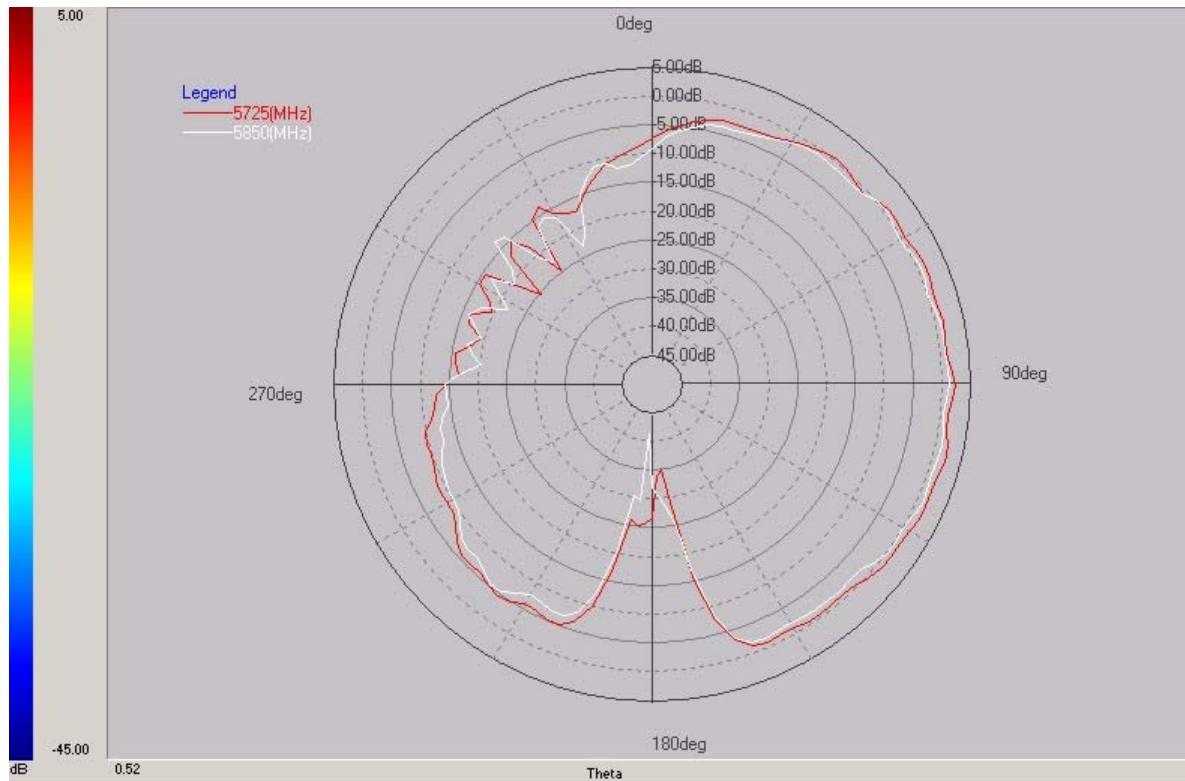
Layer	Max value	Position	Min value	Position	BeamWidth	Average	Standard deviation	Marker 1 pos	Marker 1 value	Marker 2 pos
5725 (MHz)	-3.83 dB	-159.00 deg	-36.74 dB	-90.00 deg	9.12 deg	-13.75 dB	6.46	----	----	----
5850 (MHz)	-4.71 dB	-159.00 deg	-32.56 dB	177.00 deg	9.16 deg	-14.65 dB	6.25	----	----	----

▲ Phi=90.00deg

E Total. dB

Average

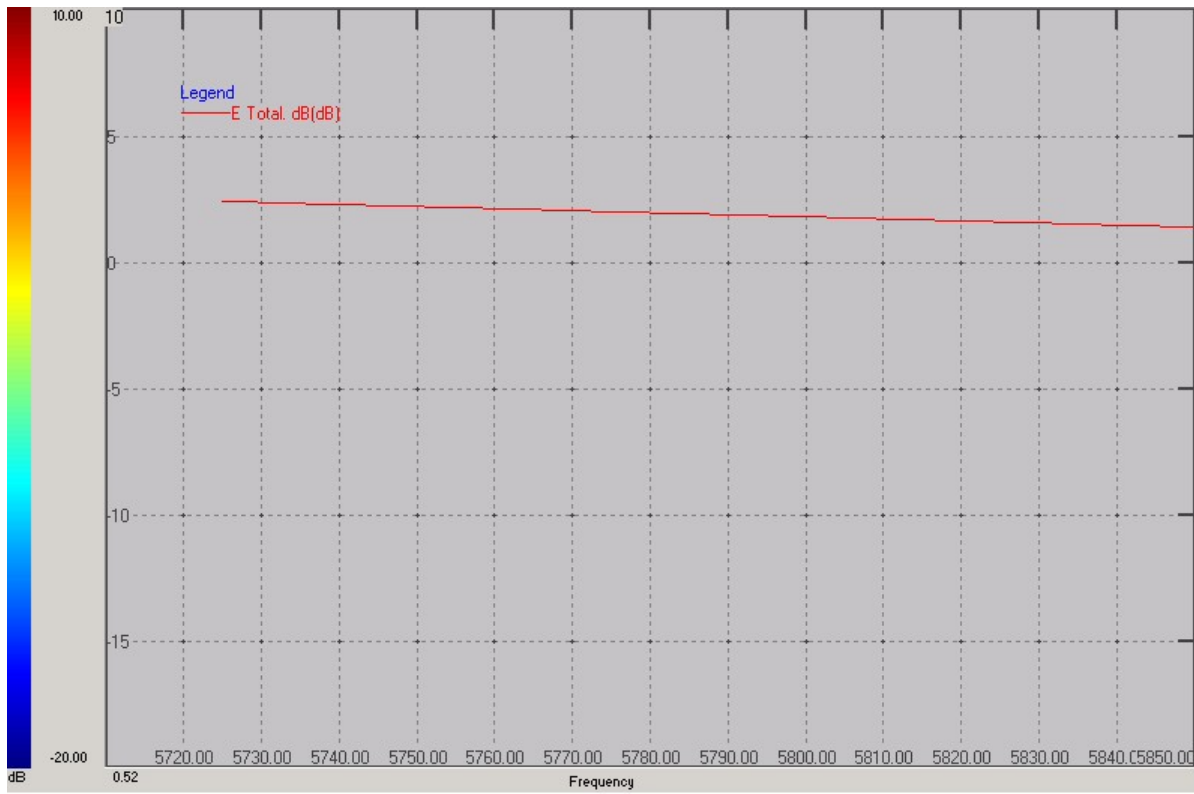
- 1:-
4.691
dB
- 2:0
dB
- 3:0
dB
- 4:-
4.691
dB



Layer	Max value	Position	Min value	Position	BeamWidth	Average	Standard deviation	Marker 1 pos	Marker 1 value	Marker 2 pos
5725 (MHz)	2.27 dB	90.00 deg	-35.18 dB	174.00 deg	88.20 deg	-4.69 dB	8.97	----	----	----
5850 (MHz)	1.29 dB	102.00 deg	-41.48 dB	-177.00 deg	101.34 deg	-5.64 dB	9.28	----	----	----

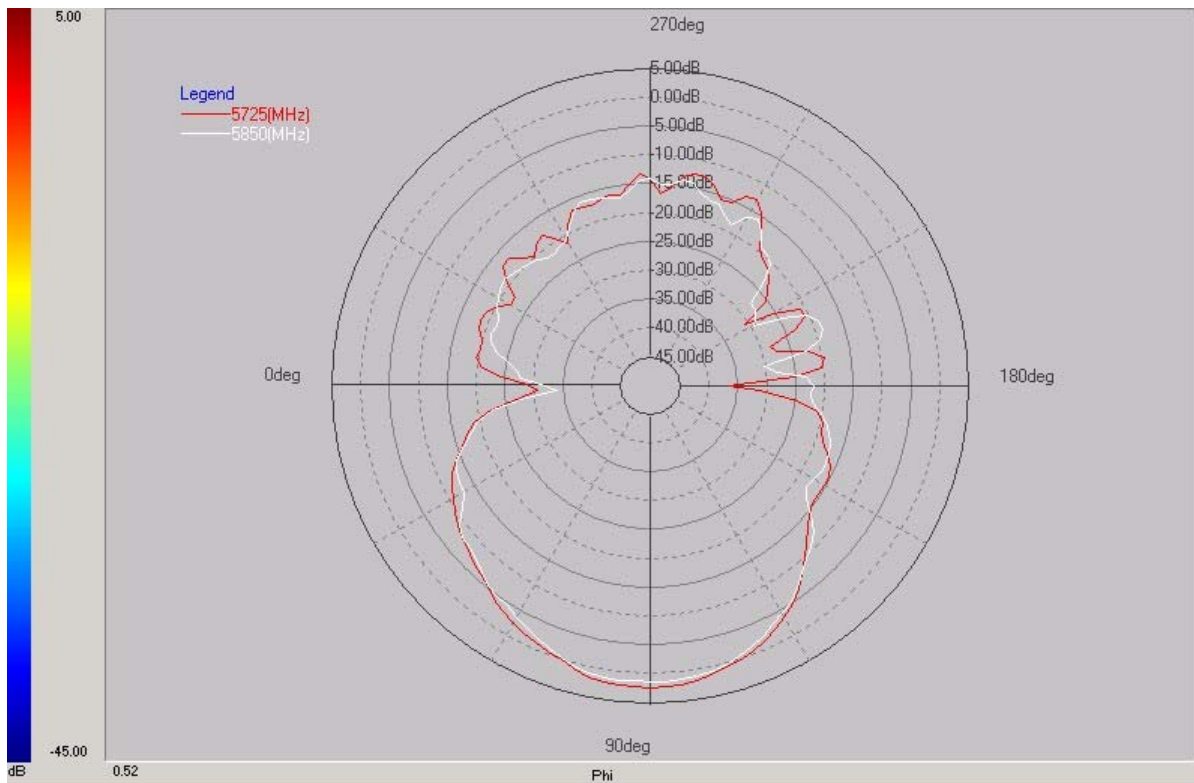
▲ NF to FF transform Maximum Maximum

E Total. dB



▲ Theta=90.00deg

E Total. dB



Average

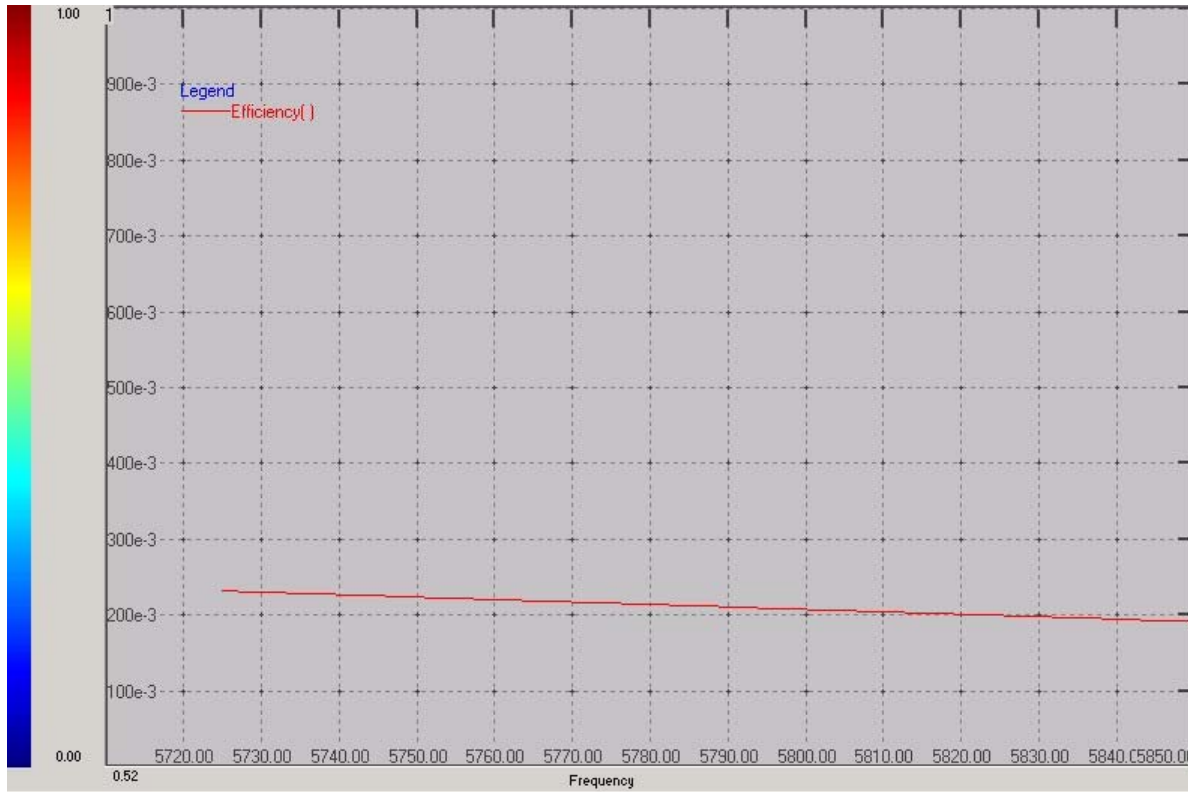
- 1:- 9.889 dB
- 2:0 dB
- 3:0 dB
- 4:- 9.889 dB

Layer	Max value	Position	Min value	Position	BeamWidth	Average	Standard deviation	Marker 1 pos	Marker 1 value	Marker 2 pos
-------	-----------	----------	-----------	----------	-----------	---------	--------------------	--------------	----------------	--------------

5725 (MHz)	2.27 dB	90.00 deg	- 36.74 dB	180.00 deg	41.48 deg	-9.89 dB	8.83	---	---	---
5850 (MHz)	1.24 dB	93.00 deg	- 33.93 dB	3.00 deg	44.20 deg	-10.60 dB	8.67	---	---	---

▲ NF to FF transform Efficiency

Efficiency



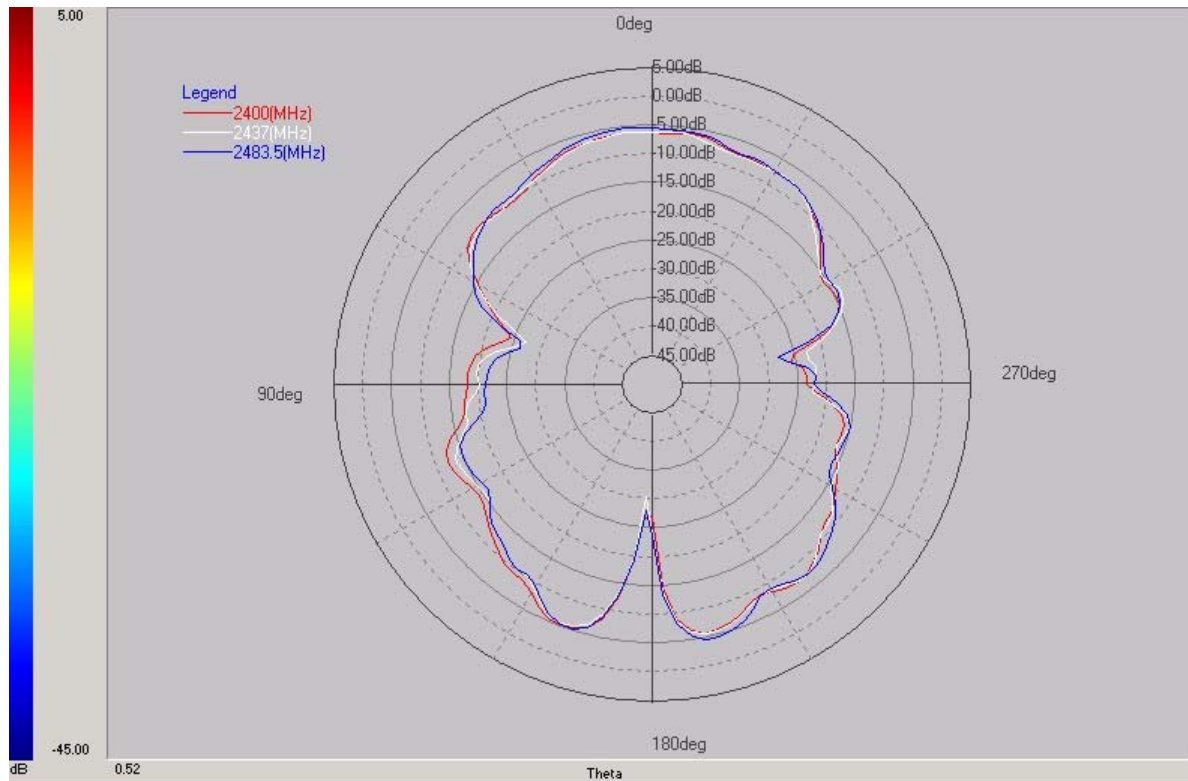
▲ Panasonic Ant_Aux_2.4 - 2.835GHz

▲ Phi=0.00deg

E Total. dB

Average

- 1:- 11.14 dB
- 2:0 dB
- 3:0 dB
- 4:- 11.14 dB



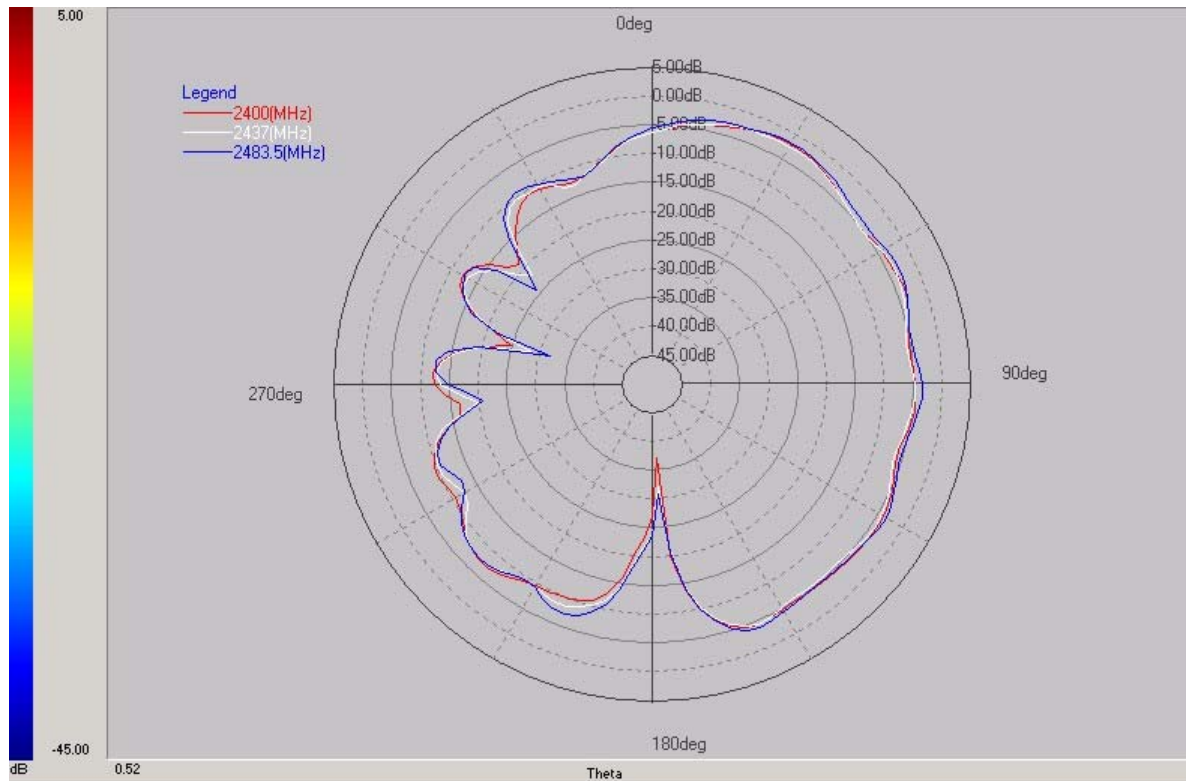
Layer	Max value	Position	Min value	Position	BeamWidth	Average	Standard deviation	Marker 1 pos	Marker 1 value	Marker 2 pos
2400 (MHz)	-5.39 dB	159.00 deg	-27.08 dB	-180.00 deg	17.71 deg	-11.14 dB	5.61	----	----	----
2437 (MHz)	-5.80 dB	159.00 deg	-30.58 dB	177.00 deg	16.62 deg	-11.37 dB	5.61	----	----	----
2483.5 (MHz)	-4.74 dB	-165.00 deg	-28.22 dB	177.00 deg	18.16 deg	-11.04 dB	6.07	----	----	----

▲ Phi=90.00deg

E Total. dB

Average

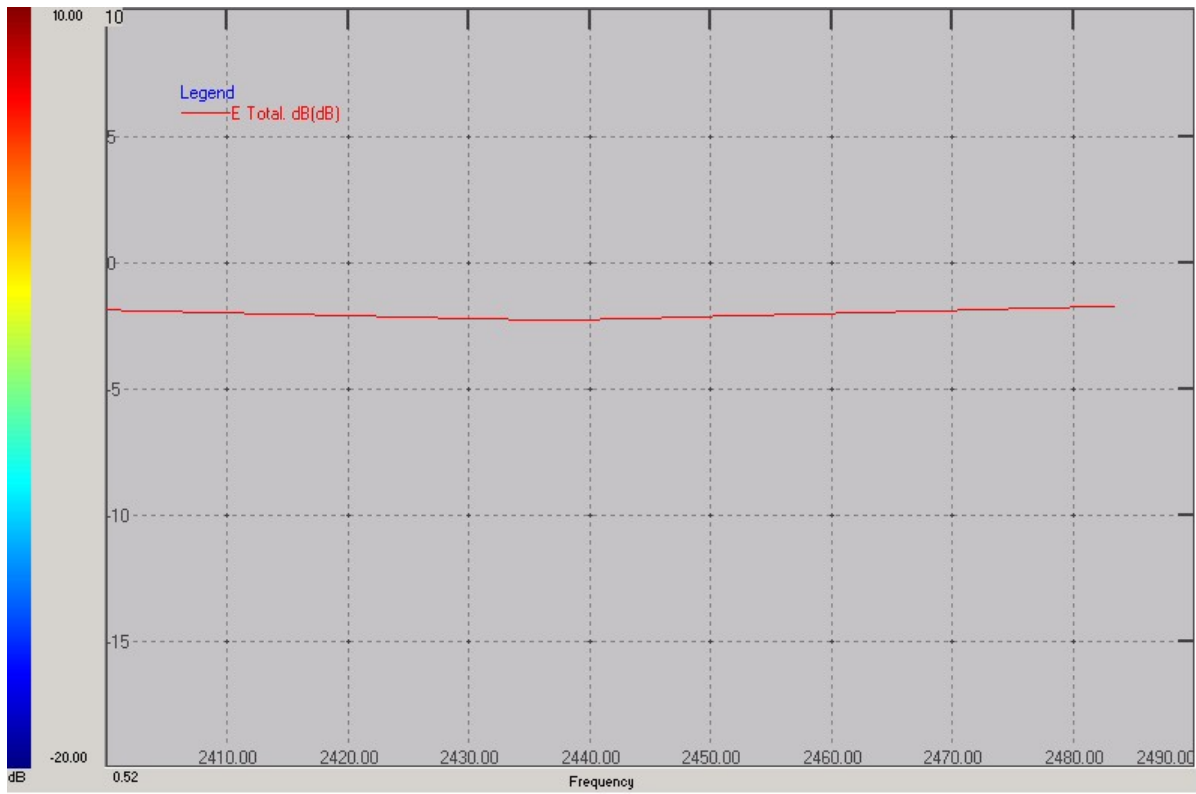
- 1:- 7.765 dB
- 2:0 dB
- 3:0 dB
- 4:- 7.765 dB



Layer	Max value	Position	Min value	Position	BeamWidth	Average	Standard deviation	Marker 1 pos	Marker 1 value	Marker 2 pos
2400 (MHz)	-2.20 dB	30.00 deg	-37.38 dB	177.00 deg	94.48 deg	-7.77 dB	6.15	----	----	----
2437 (MHz)	-2.67 dB	33.00 deg	-32.41 dB	177.00 deg	77.08 deg	-8.01 dB	5.97	----	----	----
2483.5 (MHz)	-2.08 dB	33.00 deg	-31.88 dB	-75.00 deg	99.91 deg	-7.39 dB	6.28	----	----	----

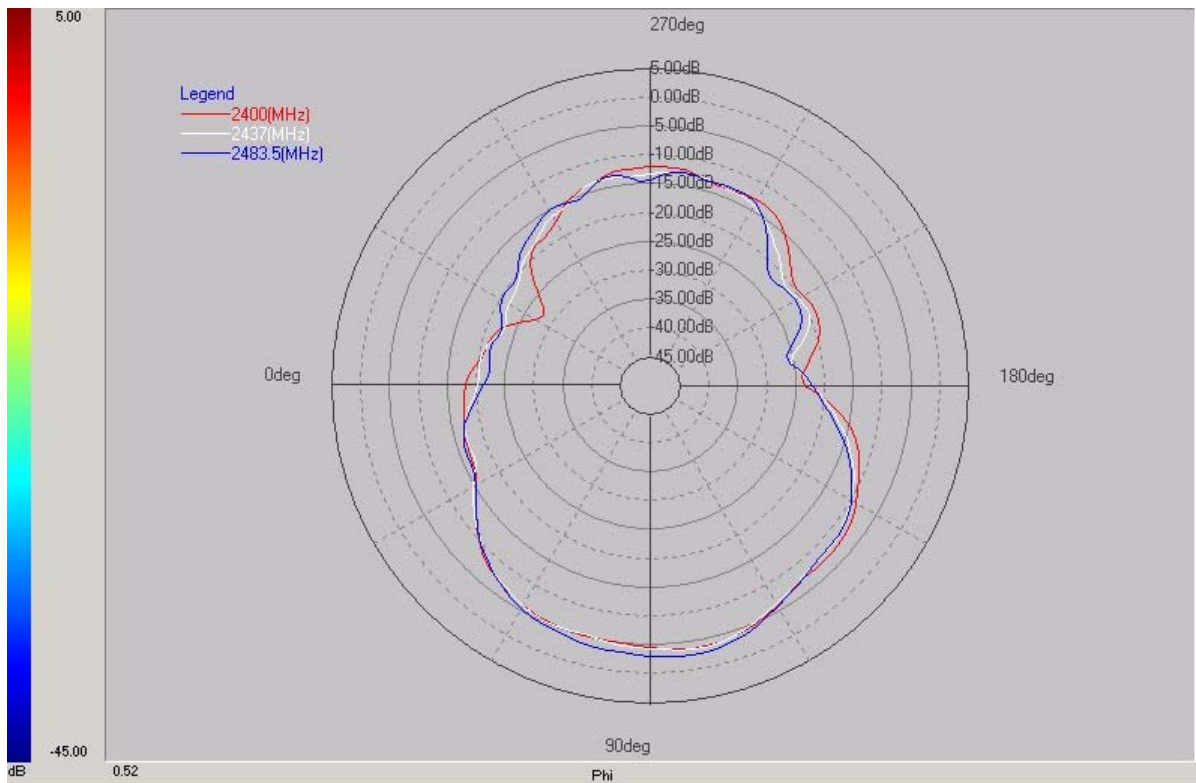
▲ NF to FF transform Maximum Maximum

E Total. dB



▲ Theta=90.00deg

E Total. dB



Average

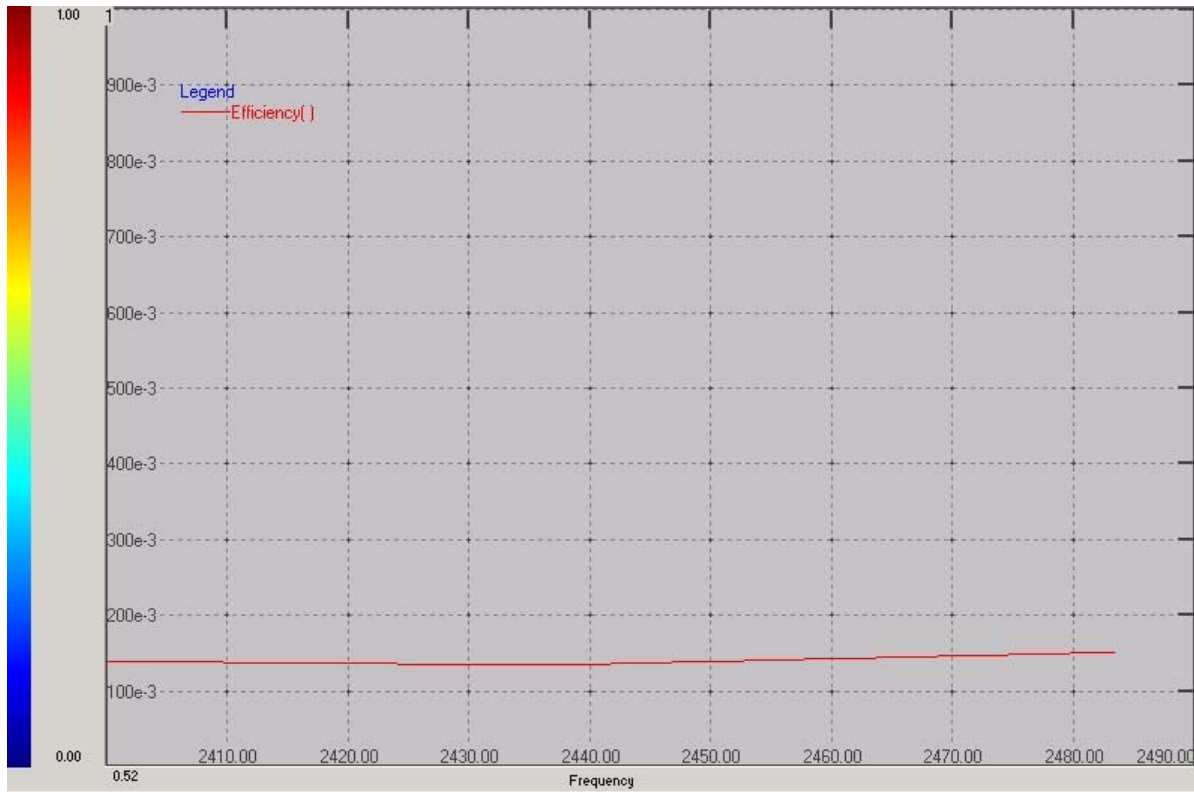
- 1:- 11.76 dB
- 2:0 dB
- 3:0 dB
- 4:- 11.76 dB

<input type="checkbox"/>	Max	<input type="checkbox"/>	Min	<input type="checkbox"/>	<input type="checkbox"/>	Standard	Marker	Marker 1	Marker
--------------------------	-----	--------------------------	-----	--------------------------	--------------------------	----------	--------	----------	--------

Layer	value	Position	value	Position	BeamWidth	Average	deviation	1 pos	value	2 pos
2400 (MHz)	-3.92 dB	102.00 deg	-28.02 dB	327.00 deg	70.61 deg	-11.76 dB	6.30	----	----	----
2437 (MHz)	-3.79 dB	102.00 deg	-25.47 dB	189.00 deg	65.65 deg	-12.08 dB	6.11	----	----	----
2483.5 (MHz)	-3.01 dB	99.00 deg	-26.00 dB	192.00 deg	63.50 deg	-11.71 dB	6.55	----	----	----

▲ NF to FF transform Efficiency

Efficiency



▲ Panasonic Ant_Aux_5.125 - 5.35GHz

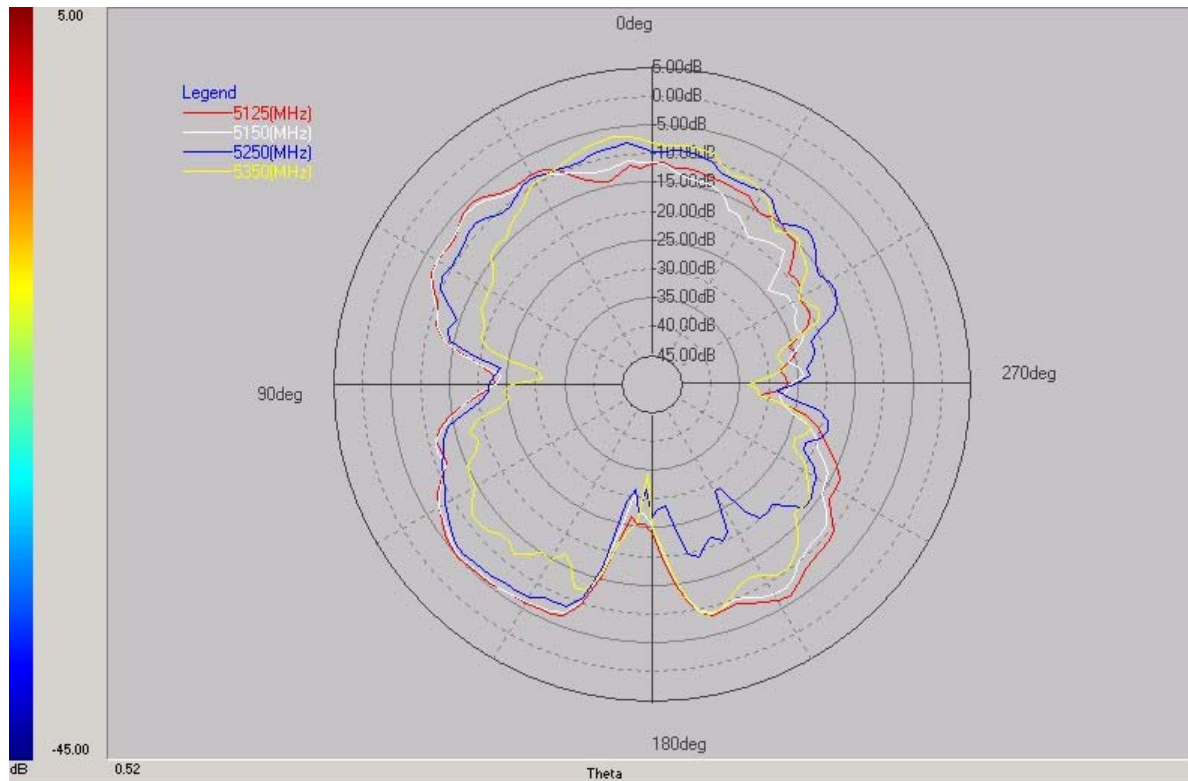
▲ Phi=0.00deg

E Total. dB

Average

- 1:- 11.77 dB
- 2:0 dB
- 3:0 dB
- 4:-

11.77
dB



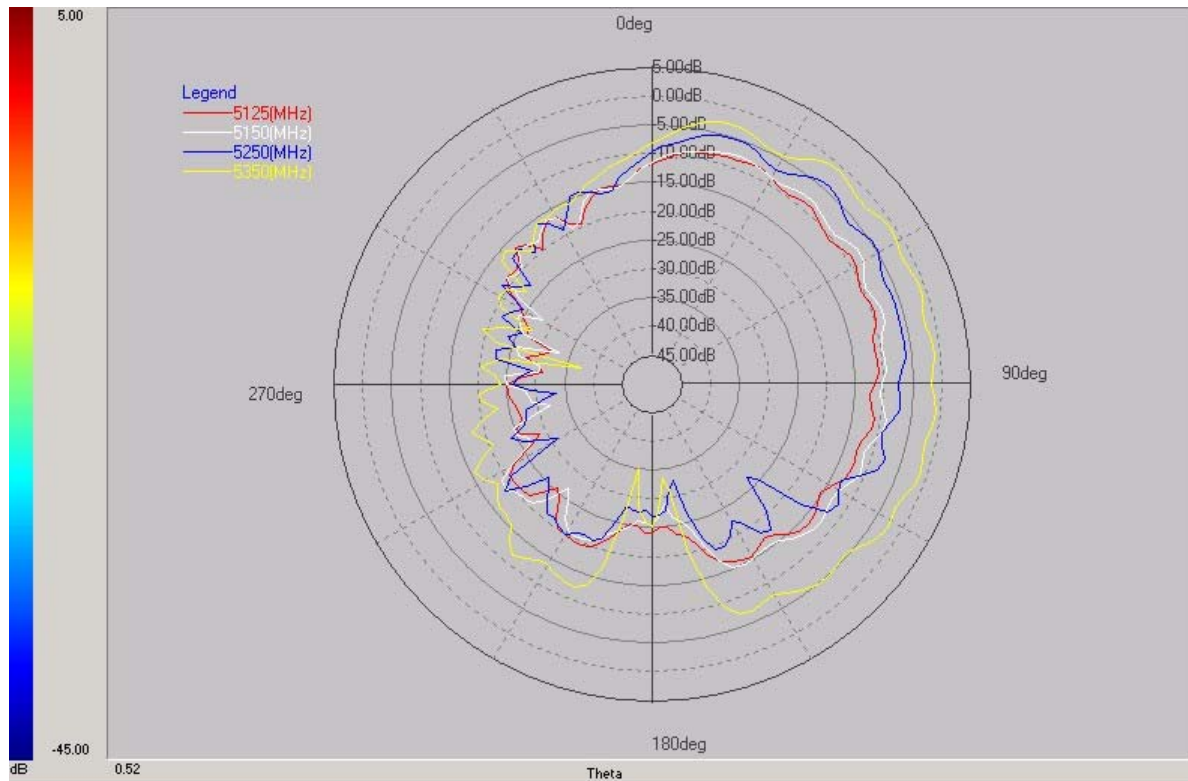
Layer	Max value	Position	Min value	Position	BeamWidth	Average	Standard deviation	Marker 1 pos	Marker 1 value	Marker 2 pos
5125 (MHz)	-5.03 dB	132.00 deg	-31.44 dB	-96.00 deg	41.72 deg	-11.77 dB	6.59	----	----	----
5150 (MHz)	-5.24 dB	132.00 deg	-30.53 dB	171.00 deg	41.42 deg	-12.44 dB	6.76	----	----	----
5250 (MHz)	-6.11 dB	132.00 deg	-31.86 dB	177.00 deg	40.31 deg	-13.33 dB	6.68	----	----	----
5350 (MHz)	-6.95 dB	9.00 deg	-34.34 dB	177.00 deg	47.66 deg	-14.70 dB	6.58	----	----	----

▲ Phi=90.00deg

E Total. dB

Average

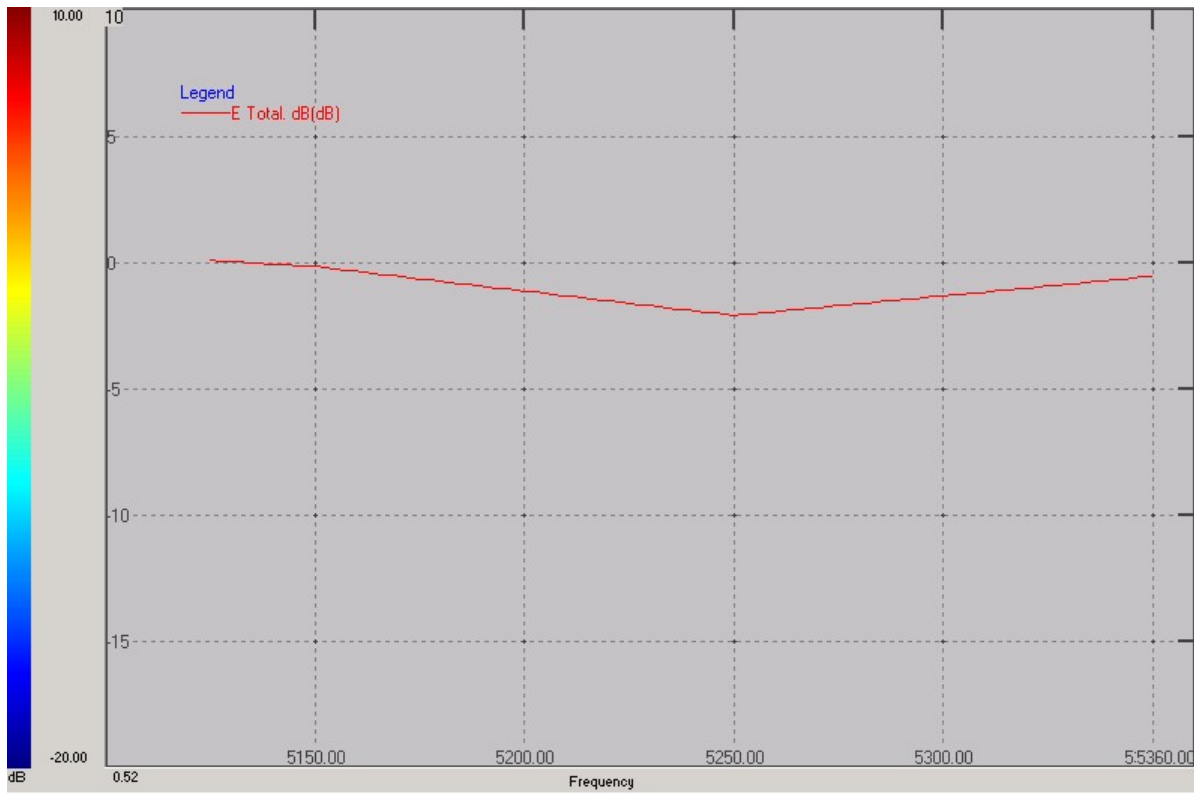
- 1:- 15.52 dB
- 2:0 dB
- 3:0 dB
- 4:- 15.52 dB



Layer	Max value	Position	Min value	Position	BeamWidth	Average	Standard deviation	Marker 1 pos	Marker 1 value	Marker 2 pos
5125 (MHz)	-8.22 dB	27.00 deg	-31.76 dB	-72.00 deg	77.60 deg	-15.52 dB	6.45	----	----	----
5150 (MHz)	-7.61 dB	57.00 deg	-33.14 dB	-72.00 deg	88.74 deg	-14.80 dB	7.21	----	----	----
5250 (MHz)	-4.21 dB	42.00 deg	-33.36 dB	-96.00 deg	56.60 deg	-13.34 dB	8.53	----	----	----
5350 (MHz)	-0.81 dB	96.00 deg	-37.63 dB	-78.00 deg	94.45 deg	-8.13 dB	9.13	----	----	----

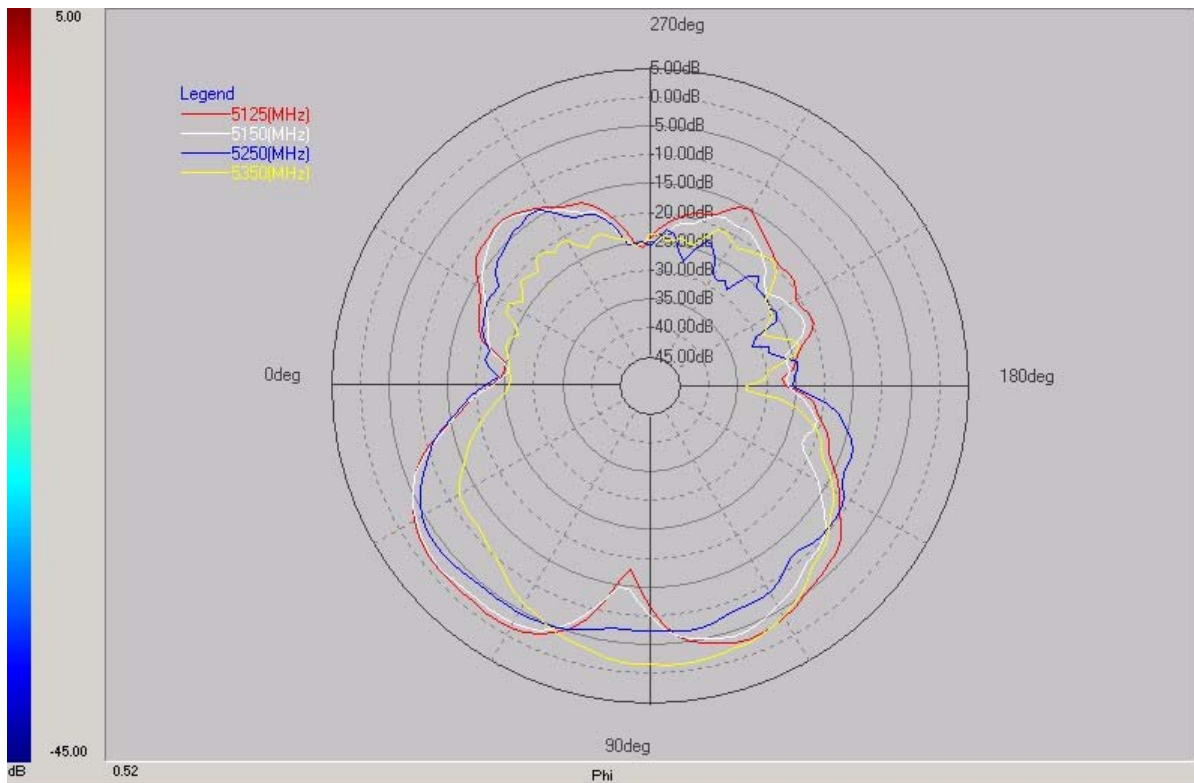
▲ NF to FF transform Maximum Maximum

E Total. dB



▲ Theta=90.00deg

E Total. dB



Average

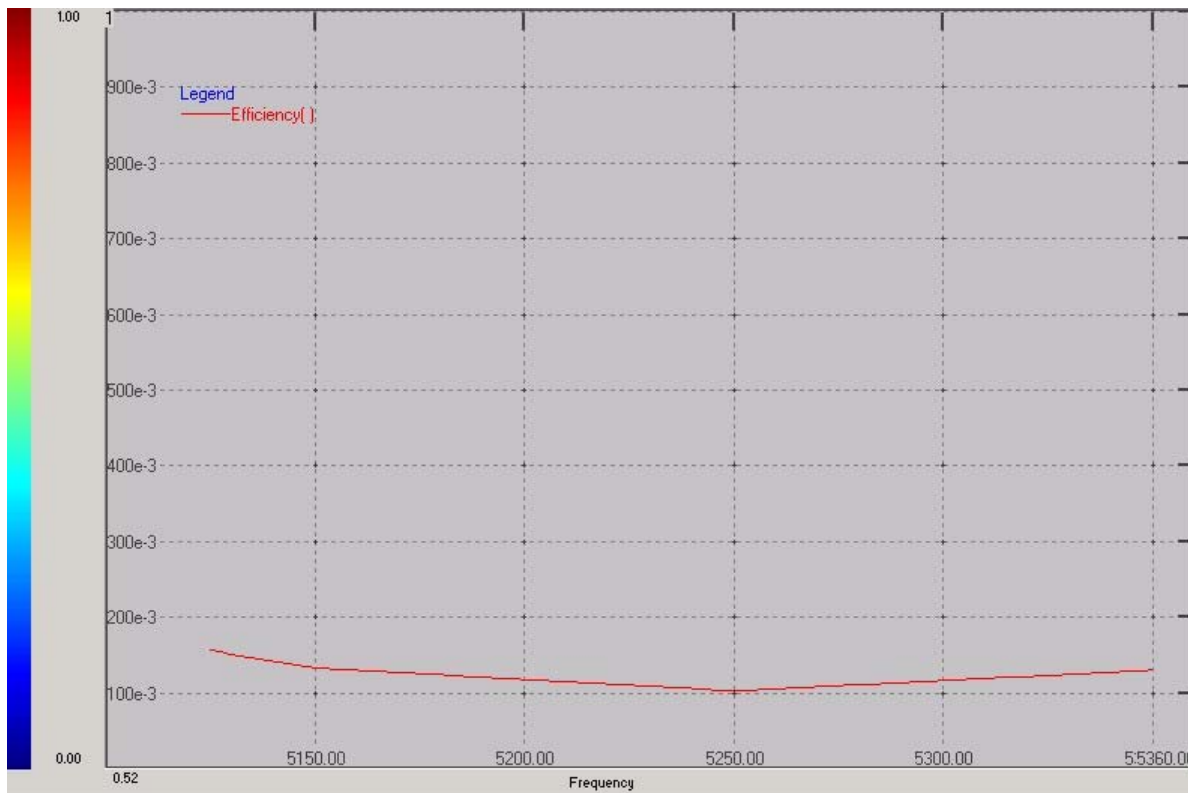
- 1:- 10.76 dB
- 2:0 dB
- 3:0 dB
- 4:- 10.76 dB

Layer	Max value	Position	Min value	Position	BeamWidth	Average	Standard deviation	Marker 1 pos	Marker 1 value	Marker 2 pos
-------	-----------	----------	-----------	----------	-----------	---------	--------------------	--------------	----------------	--------------

5125 (MHz)	-1.57 dB	57.00 deg	- 27.16 dB	183.00 deg	43.42 deg	-10.76 dB	7.56	---	---	---
5150 (MHz)	-1.94 dB	42.00 deg	- 26.37 dB	183.00 deg	44.46 deg	-11.84 dB	7.72	---	---	---
5250 (MHz)	-3.84 dB	39.00 deg	- 31.35 dB	201.00 deg	53.56 deg	-12.72 dB	8.03	---	---	---
5350 (MHz)	-1.52 dB	96.00 deg	- 33.64 dB	180.00 deg	53.99 deg	-12.72 dB	8.83	---	---	---

▲ NF to FF transform Efficiency

Efficiency



▲ **Panasonic Ant_Aux_5.725 - 5.85GHz**

▲ Phi=0.00deg

E Total. dB

Average

- 1:- 13.91 dB
- 2:0 dB
- 3:0 dB

- 4:-
13.91
dB



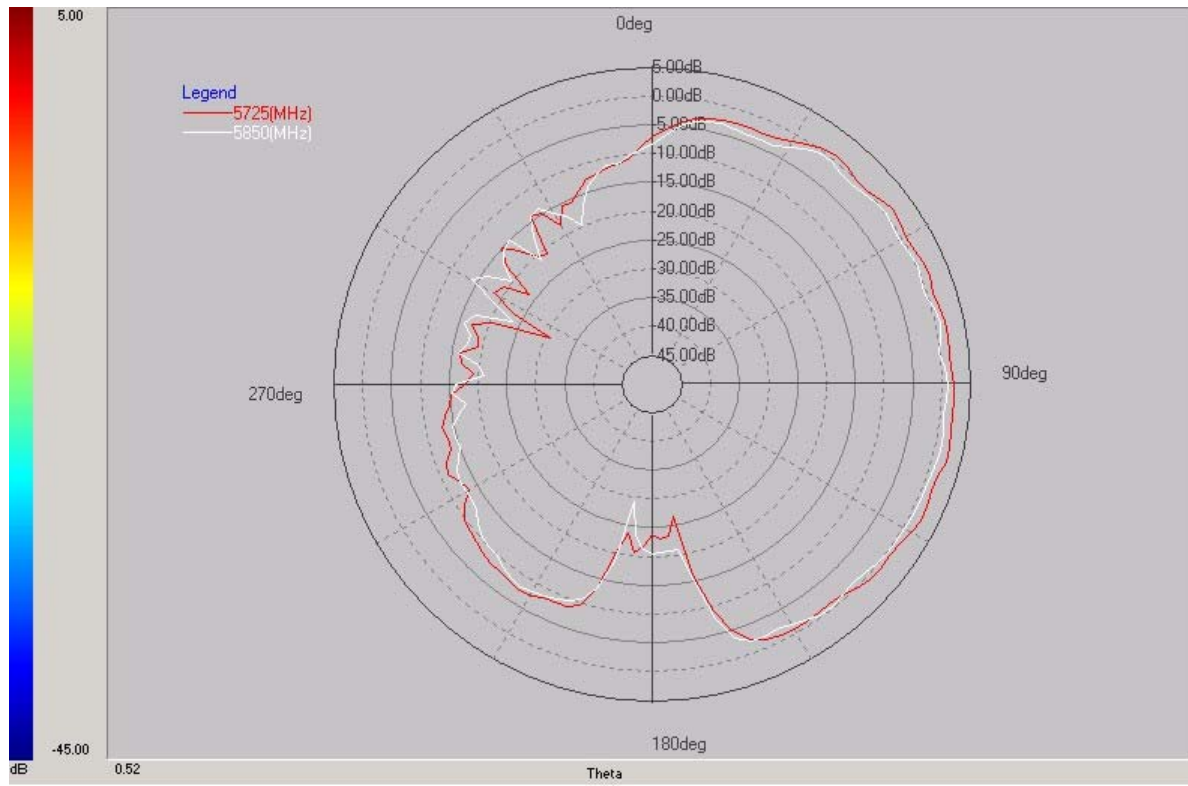
Layer	Max value	Position	Min value	Position	BeamWidth	Average	Standard deviation	Marker 1 pos	Marker 1 value	Marker 2 pos
5725 (MHz)	-6.38 dB	12.00 deg	-30.42 dB	90.00 deg	50.61 deg	-13.91 dB	6.24	----	----	----
5850 (MHz)	-7.55 dB	-165.00 deg	-30.03 dB	-84.00 deg	29.61 deg	-14.47 dB	5.35	----	----	----

▲ Phi=90.00deg

E Total. dB

Average

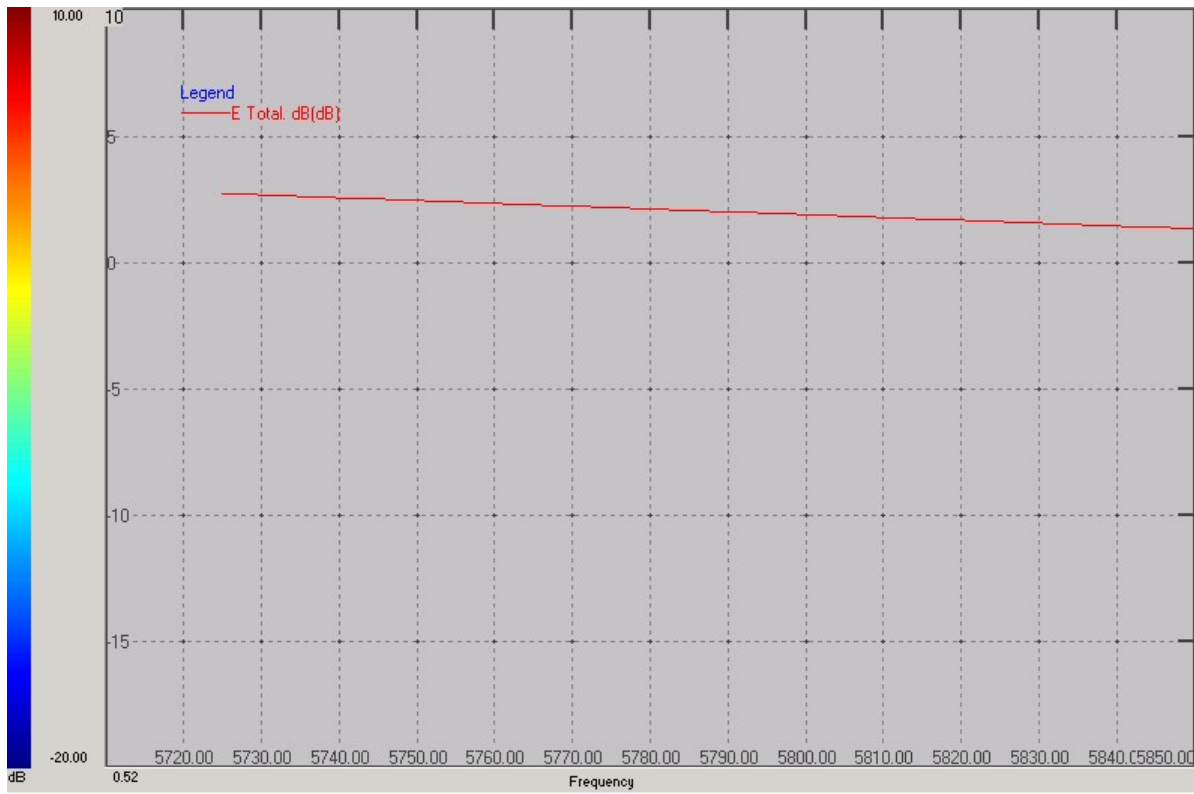
- 1:-
4.96
dB
- 2:0
dB
- 3:0
dB
- 4:-
4.96
dB



Layer	Max value	Position	Min value	Position	BeamWidth	Average	Standard deviation	Marker 1 pos	Marker 1 value	Marker 2 pos
5725 (MHz)	2.62 dB	102.00 deg	-30.92 dB	-66.00 deg	101.86 deg	-4.96 dB	8.74	----	----	----
5850 (MHz)	1.18 dB	90.00 deg	-29.56 dB	-171.00 deg	116.87 deg	-5.84 dB	7.89	----	----	----

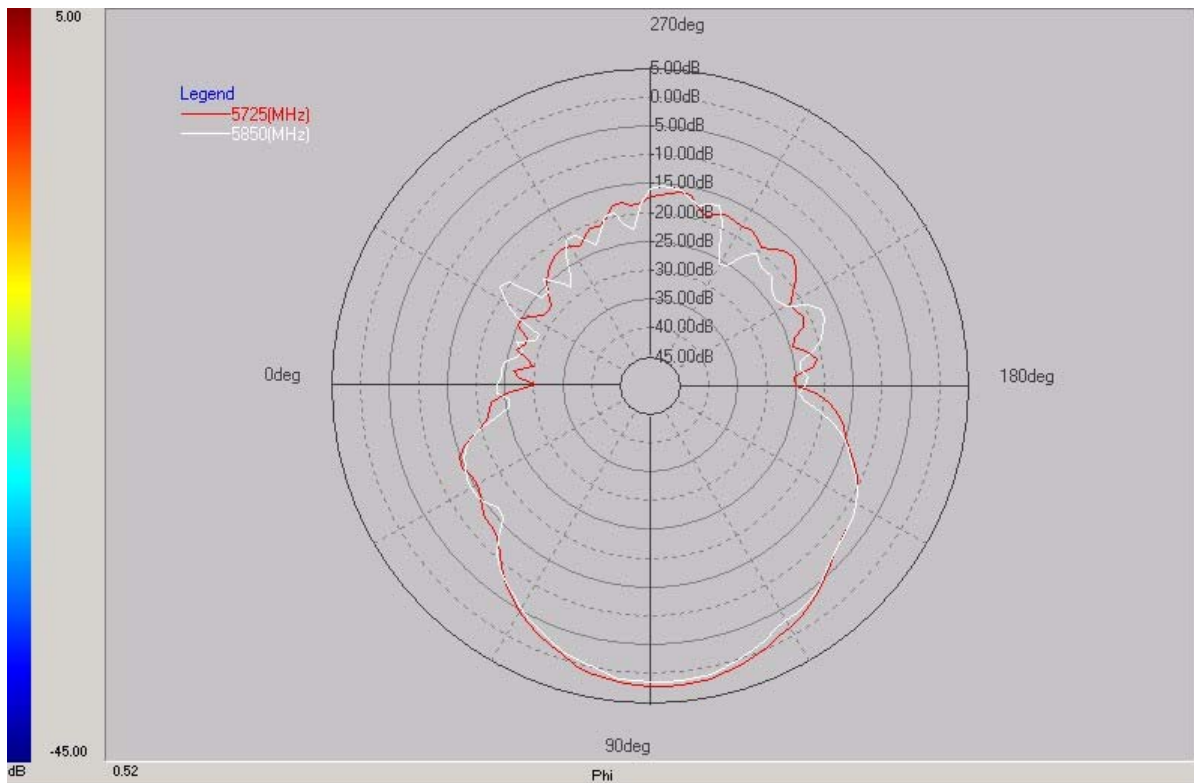
▲ NF to FF transform Maximum Maximum

E Total. dB



▲ Theta=90.00deg

E Total. dB

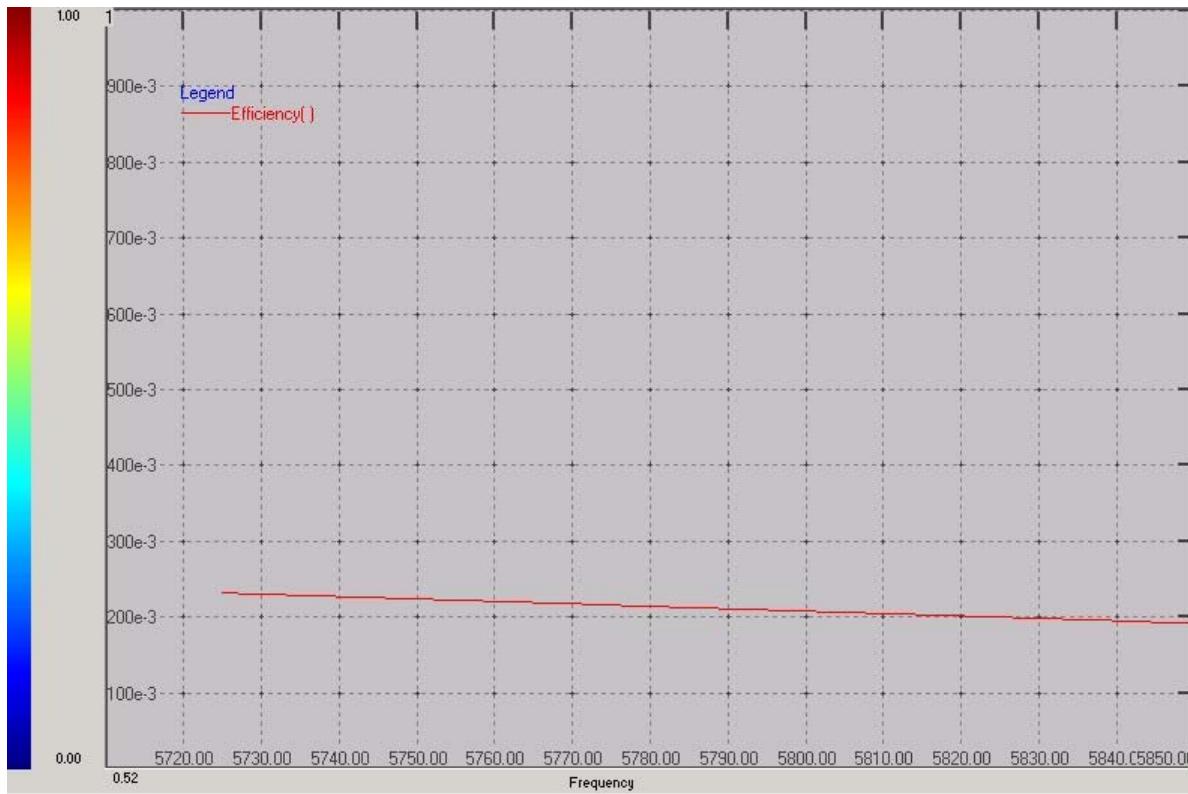


Layer	Max value	Position	Min value	Position	BeamWidth	Average	Standard deviation	Marker 1 pos	Marker 1 value	Marker 2 pos
-------	-----------	----------	-----------	----------	-----------	---------	--------------------	--------------	----------------	--------------

5725 (MHz)	2.13 dB	90.00 deg	- 30.42 dB	0.00 deg	43.14 deg	-10.11 dB	9.17	----	----	----
5850 (MHz)	1.19 dB	96.00 deg	- 28.99 dB	336.00 deg	42.85 deg	-10.80 dB	8.95	----	----	----

▲ NF to FF transform Efficiency

Efficiency



Generated by valued customer. 4/19/2007 12:17:10 PM. with Satenv (c) [METRAWARE](http://www.metraware.com) & [SATIMO](http://www.satimo.com) 2001.
<mailto:info@metraware.com>