



Engineering Solutions & Electromagnetic Compatibility Services

**FCC Part 15.231 Test Data**

**319.5 MHz Smoke Detector**

**Model: 56-0083-01 Rev A00**

**for**

**Resolution Engineering, Inc.  
1402 Heggen Street  
Hudson, WI 54016  
Contact: Josh Gathje**

**Testing Conducted By:**

**Rhein Tech Laboratories, Inc.  
360 Herndon Parkway, Suite 1400  
Herndon, VA 20170  
RTL Test Engineer: Jon Wilson**

**RTL Project/Report Number: 2016262**

**November 29, 2017**

This report may not be reproduced, except in full, without the full written approval of Rhein Tech Laboratories, Inc. and Resolution Engineering. Test results relate only to the item tested.

These tests are accredited and meet the requirements of ISO/IEC 17025 as verified by ANAB. Refer to certificate and scope of accreditation AT-1445.

## Testing Represented in Report

The data and limits presented in this report are for radiated emissions per 15.231(b)(2) which references 15.35(b), and peak limiting for restricted bands per 15.209(e), which again references 15.35(b)(2), as procured by Resolution Engineering. No average data is presented in this report. Data is also presented for spurious, non-harmonic radiated emissions per 15.209. The Equipment Under Test (EUT) was the **319.5 MHz Smoke Detector (RTL Bar Code 22297, 22675)**.

## Test Procedure

Radiated fundamental and spurious emissions were tested at three meters. The EUT was tested in the three orthogonal planes with the receive antenna in both polarities. The emissions were maximized; that is, the measurement antenna height was varied between 1 and 4 m, and the EUT was rotated through 360° on a rotating turntable until the maximum emissions were found. Both horizontal and vertical measurement antenna polarizations were used. A resolution bandwidth of 120 kHz was used for frequencies less than 1000 MHz, and a resolution bandwidth of 1 MHz was used for frequencies greater than or equal to 1000 MHz. The video bandwidth was set to a value at least three times greater than the resolution bandwidth.

## EUT Disposition

The EUT was adapted to continuously transmit for testing purposes.

## 15.231 Radiated Spurious Harmonics Emissions Test Data – Peak

Emission Frequency (MHz)	Test Detector	Antenna Polarity (H/V)	Analyzer Reading (dBuV)	Site Correction Factor (dB/m)	Emission Level (dBuV/m)	Limit (dBuV/m)	Margin (dB)
319.500	Peak	H	80.1	14.4	94.5	95.9	-1.4
639.000	Peak	H	63.0	-5.0	58.0	75.9	-17.9
958.500	Peak	H	53.1	-1.8	51.3	75.9	-24.6
1278.000	Peak	H	44.8	3.7	48.5	74.0	-25.5
1597.500	Peak	H	35.8	5.5	41.3	74.0	-32.7
1917.000	Peak	H	37.4	7.4	44.8	75.9	-31.1
2236.500	Peak	H	47.4	-10.6	36.8	74.0	-37.2
2556.000	Peak	H	70.0	-9.6	60.4	75.9	-15.5
2875.500	Peak	H	47.6	-9.3	38.3	74.0	-35.7
3195.000	Peak	H	60.0	-8.4	51.6	75.9	-24.3

All spurious emissions in the applicable frequency range were investigated; only harmonic emissions were present as noted above.

**Radiated Emissions Test Equipment**

RTL Bar Code	Manufacturer	Model	Part Type	Serial Number	Calibration Due Date
900930	Hewlett Packard	85662A	Spectrum Analyzer Display	3144A20839	4/21/17
900931	Hewlett Packard	8566B	Spectrum Analyzer (100 Hz – 22 GHz)	3138A07771	4/21/17
900905	Rhein Tech Laboratories, Inc.	PR-1040	Amplifier (20 MHz – 2 GHz)	900905	9/11/17
900932	Hewlett Packard	8449B OPT H02	Amplifier (1 – 26.5 GHz)	3008A00505	9/16/17
900791	Chase	CBL6112	Antenna (30 MHz – 2 GHz)	2099	6/11/17
900772	EMCO	3161-02	Horn Antenna 2 - 4 GHz	9804-1044	4/9/18

**Test Personnel:**

Jon Wilson		December 13-14, 2016
Test Engineer	Signature	Date of Test

**FCC/IC Cross Reference**

FCC 15.231(a)	RSS-210 Issue 9 A1.1
FCC 15.231(b)(2)	RSS-210 Issue 9 A1.2
FCC 15.35(b)	RSS-Gen Issue 4 6.10
FCC 15.205	RSS-Gen Issue 4 8.10
FCC 15.209	RSS-Gen Issue 4 8.9
FCC 15.231(c)	RSS-210 Issue 9 A1.3

### Bandwidth

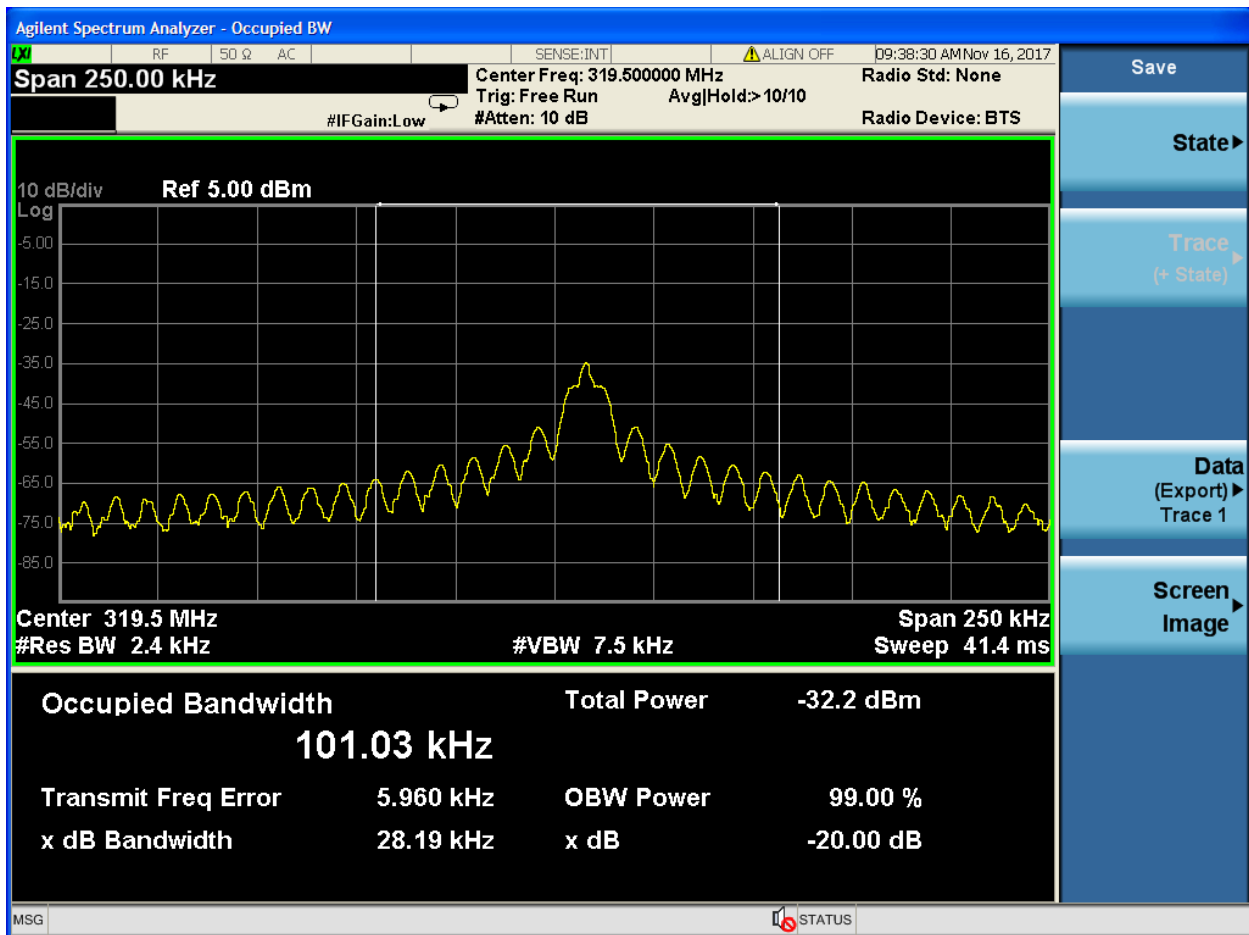
The 20 dB (FCC) and 99% (ISED) bandwidths were measured using a 50-ohm spectrum analyzer.

### Bandwidth Test Equipment

RTL Asset #	Manufacturer	Model	Part Type	Serial Number	Calibration Due Date
901583	Agilent	N9010A	EXA Signal Analyzer	MY51250846	4/21/18

### Bandwidth Test Data

Frequency (MHz)	20 dB Bandwidth (kHz)	99% Bandwidth (kHz)	Limit (kHz)
319.5	28.2	101.0	799

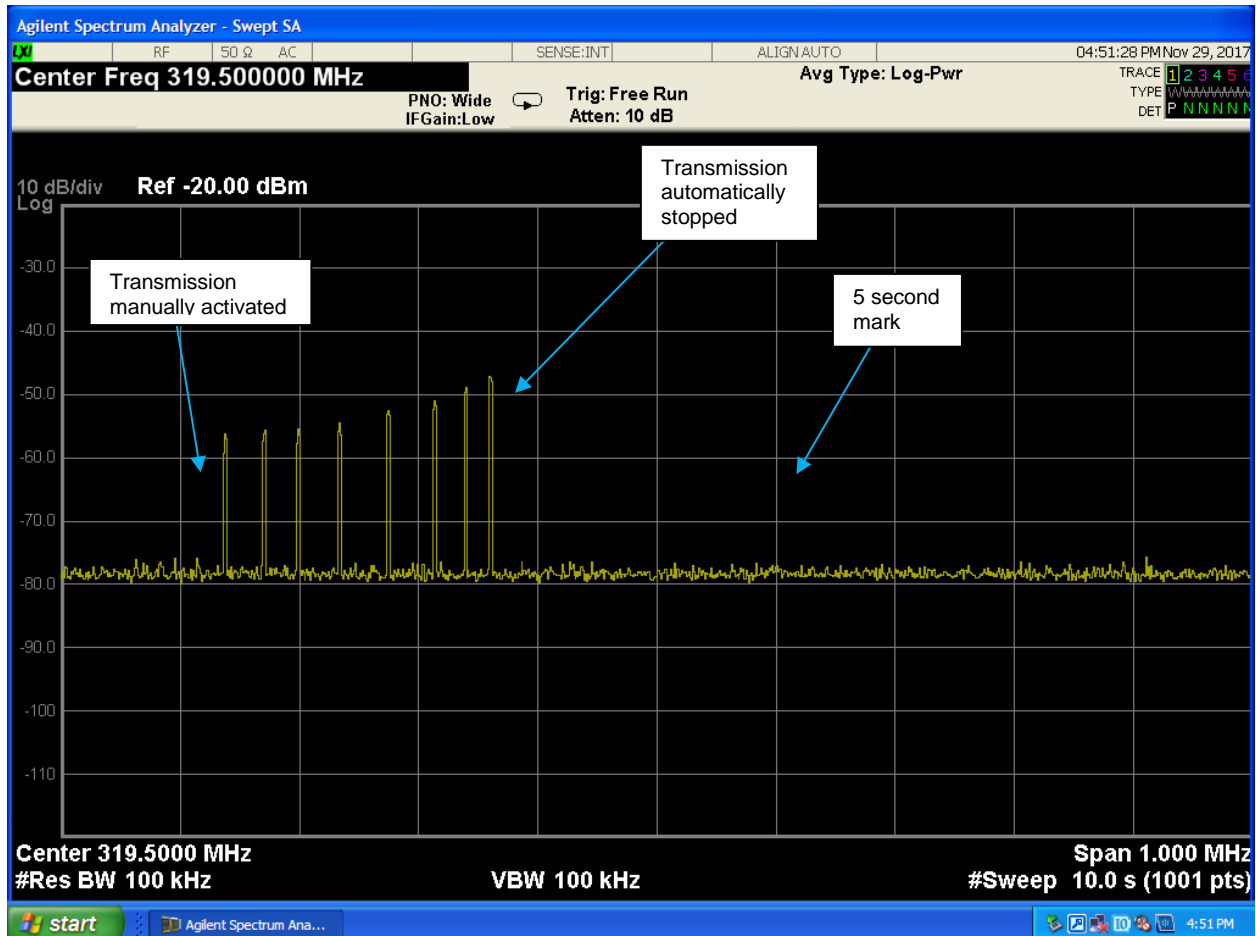


### Transmitter Deactivation

15.231(a)

(1) A manually operated transmitter shall employ a switch that will automatically deactivate the transmitter within not more than 5 seconds of being released.

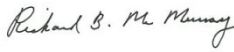
(2) A transmitter activated automatically shall cease transmission within 5 seconds after activation.



### Test Equipment

RTL Bar Code	Manufacturer	Model	Part Type	Serial Number	Calibration Due Date
901583	Agilent Technologies	N9010A	EXA Signal Analyzer (10 Hz-26.5 GHz)	MY51250846	4/21/18

### Test Personnel:

Richard B. McMurray		November 29, 2017
Test Engineer	Signature	Date of Test

**Appendix A: Test Configuration Photographs**



**Radiated Emissions (Less Than 1 GHz)**



**Radiated Emissions (Greater Than 1 GHz)**