


Compact Reach Xtend™
Bluetooth® , 802.11b/g WLAN
Chip Antenna

Application Notes:
Wireless Headsets



Antenna Part Number:
FR05-S1-N-0-102



TABLE OF CONTENTS

NOTES	2
QUICK REFERENCE GUIDE	3
PCB RECOMMENDED CONFIGURATIONS	3
Configuration 1 (40x20 mm PCB)	4
Configuration 2 (30x20mm PCB)	6
Configuration 3 (circle PCB – 40 mm diameter)	8
Configuration 4 (60x15mm PCB)	10
HOW TO BUY FROM YOUR LOCAL DISTRIBUTOR	12

NOTES

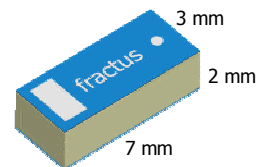
The products described in this document are protected worldwide by at least one of the following Patents and Patent Applications owned by Fractus: WO0154225, WO0122528, PCT/EP01/10589, PCT/EP02/07837, US60/613394, US60/627653 and PCT/EP02/07836.

All information contained within this document is property of Fractus and is subject to change without prior notice. Information is provided "as is" and without warranties. It is prohibited to copy or reproduce this information without prior approval.


QUICK REFERENCE GUIDE

Technical Features	
Frequency range	2400-2500 MHz
Radiation Efficiency	> 70%
Peak Gain	> 1 dBi
VSWR	< 2:1
Polarization	Linear
Weight	0.1 g
Temperature	-40 to + 85°C
Impedance	50Ω
Dimensions	7x3x2 mm

Note : Results measured in a reference evaluation board of 41x23 mm described in the following section



Front View



Back View

For further information related to the standard features of the Compact Reach Xtend Chip Antenna please refer to the User Manual.

PCB RECOMMENDED CONFIGURATIONS

Compact Reach Xtend has been designed to purposely minimise product integration efforts and optimise device performance. This document provides integration and mounting recommendations for the use of the Compact Reach Xtend Chip Antenna for wireless headset devices. Standard PCBs within this document were obtained through market research to provide you with the most accurate results.

Size reduction and cost are the key drivers for the wireless headset market. Based on the importance of PCB space for component allocation, the recommended configurations are designed to provide the best performance using a minimum clearance area (PCB area without ground plane) for the antenna.

These Application Notes provide you with both the performance of the headset PCB with standard plastic housing and the performance of the headset mounted on the user's ear. Following the instructions in this guide, you will

- ✓ reduce your product development and manufacturing costs
- ✓ increase your device performance

Please contact your sales representative at Richardson Electronics if you require additional information on antenna integration or optimisation on your industrial design.

RICHARDSON ELECTRONICS
Refer to the last page of this document
for contact information of your local
sales agent.

FRACTUS S.A.
wireless@fractus.com
Tel: +34 935442690
Fax: +34 935442691

CONFIGURATION 1 (40x20 MM PCB)

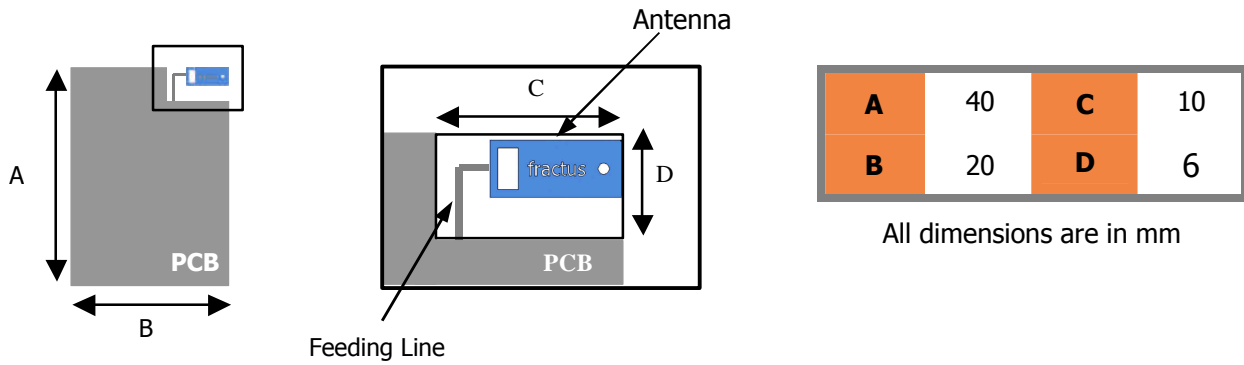


Figure 1. PCB Dimensions and Clearance Dimensions.

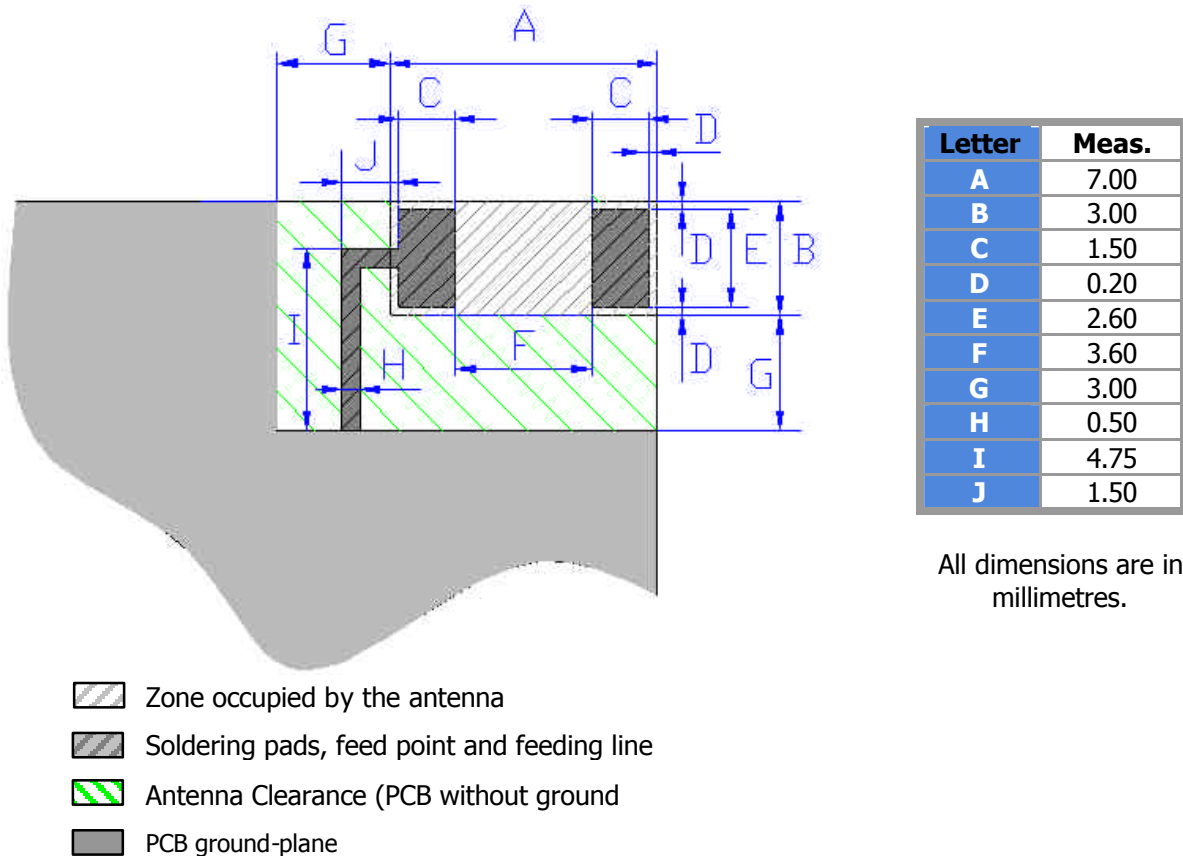
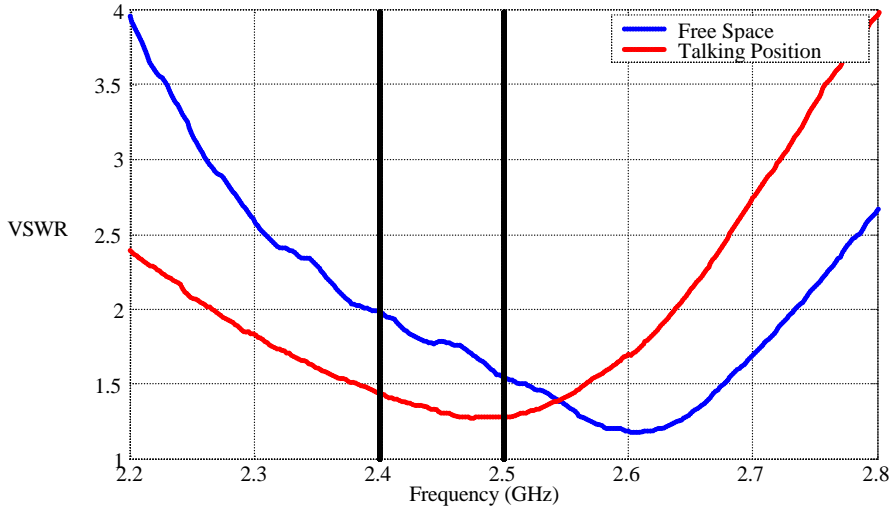


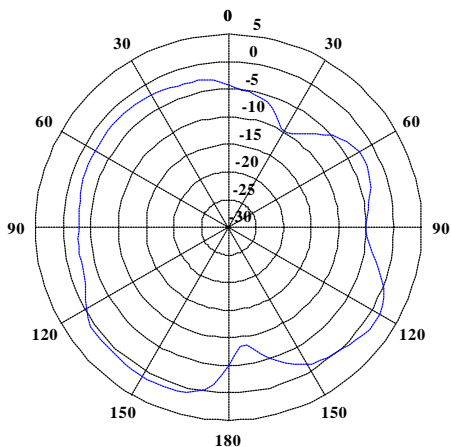
Figure 2. Antenna Footprint

VSWR, Radiation Patterns, Gain and Efficiency

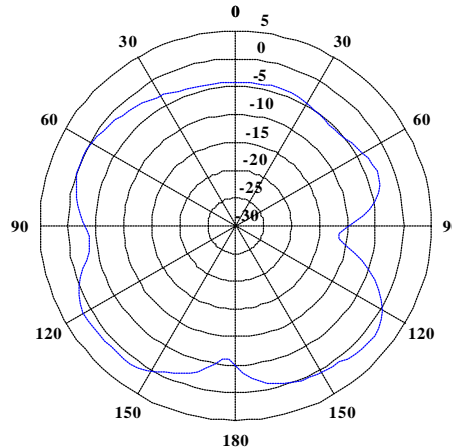


Measurement conditions:

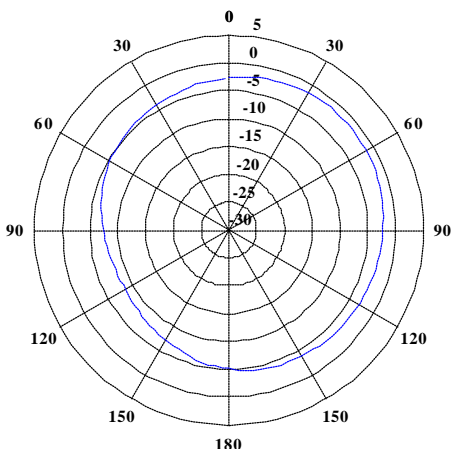
- ABS Plastic housing (distance to the antenna: 0 mm).
- 2 element matching network.



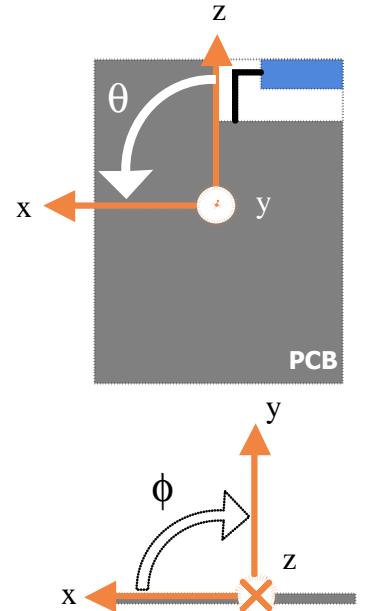
Azimuth Cut



cut $\phi = 0^\circ$



cut $\phi = 90^\circ$



Gain	Peak Gain	1.5 dBi
	Average Gain	-2.3 dBi
Efficiency	Peak Efficiency	75 %
	Average Efficiency	70 %

Note: Gain and efficiency values within the 2,5-2,6 GHz band (free space).

CONFIGURATION 2 (30X20MM PCB)

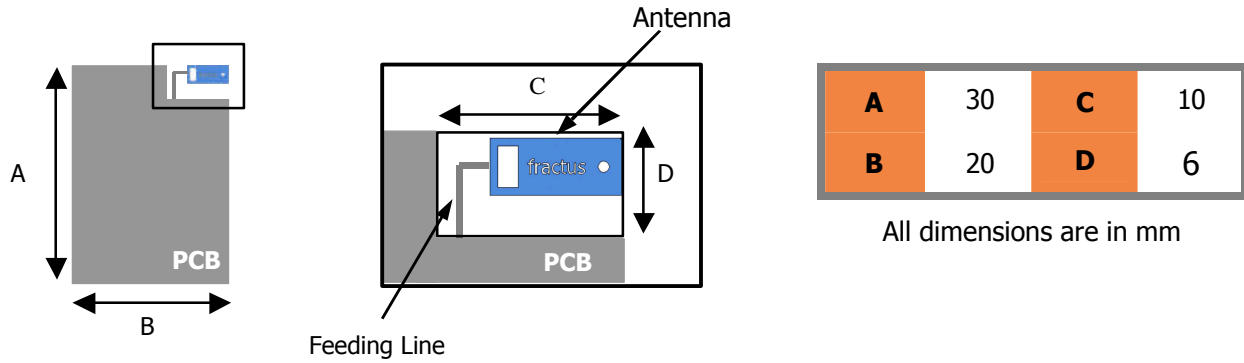


Figure 3. PCB Dimensions and Clearance Dimensions.

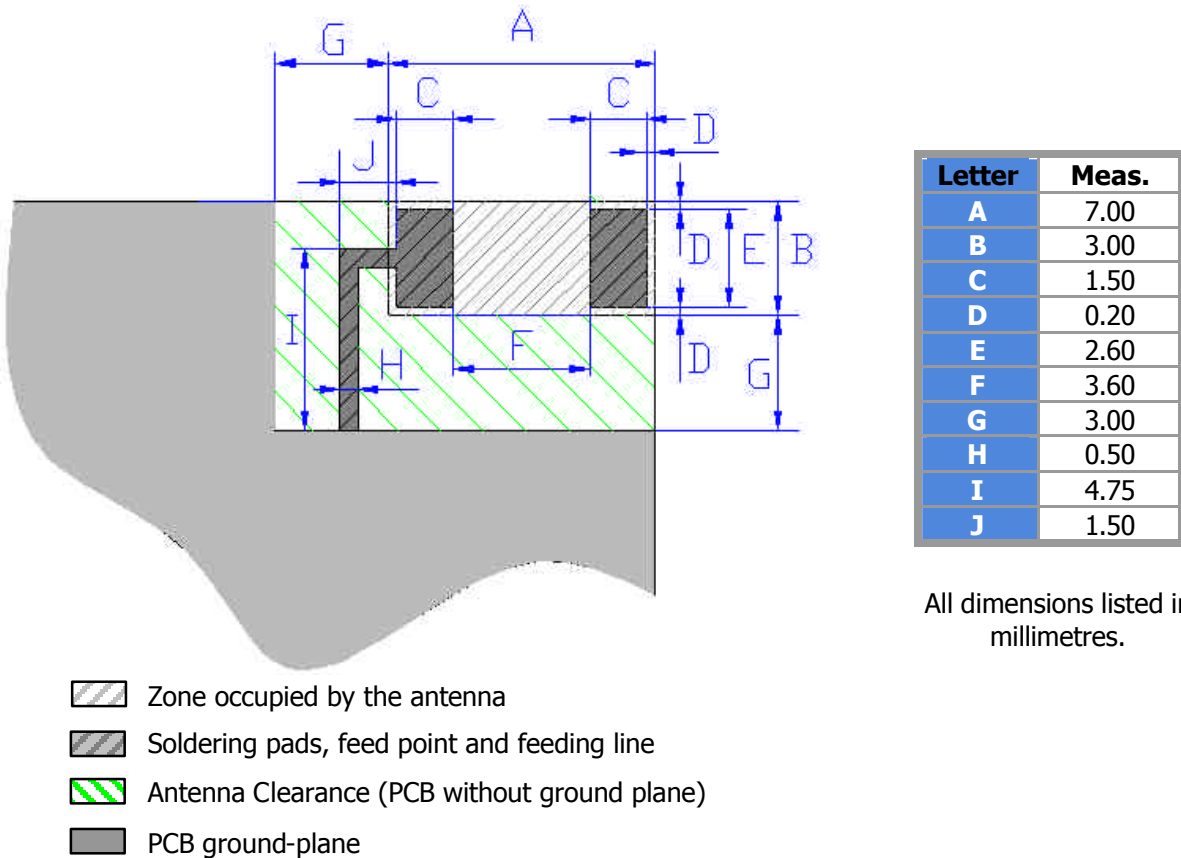
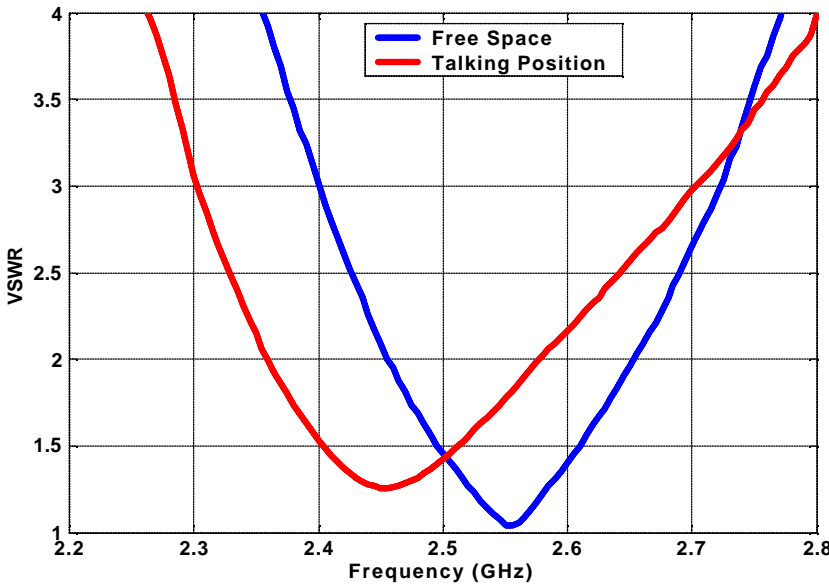


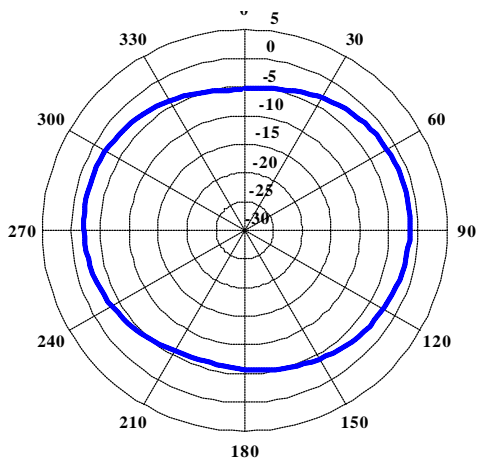
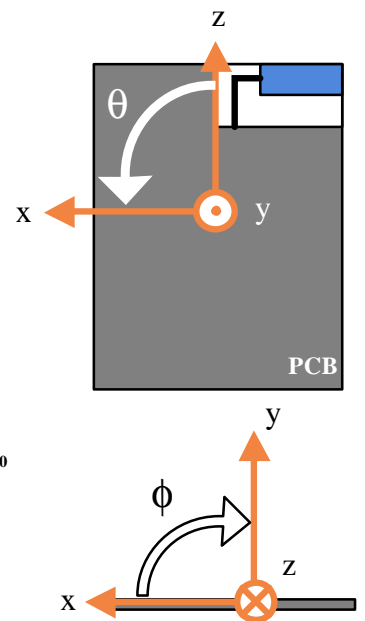
Figure 4. Antenna Footprint

VSWR, Radiation Patterns, Gain and Efficiency

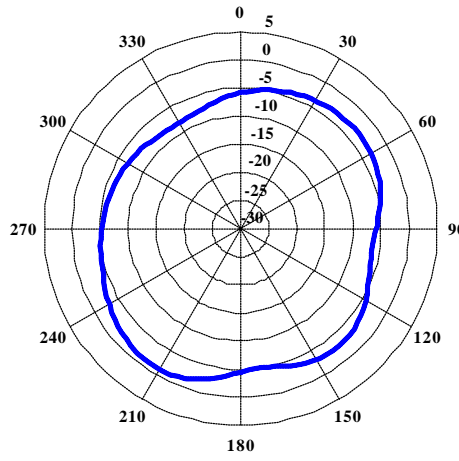


Measurement conditions:

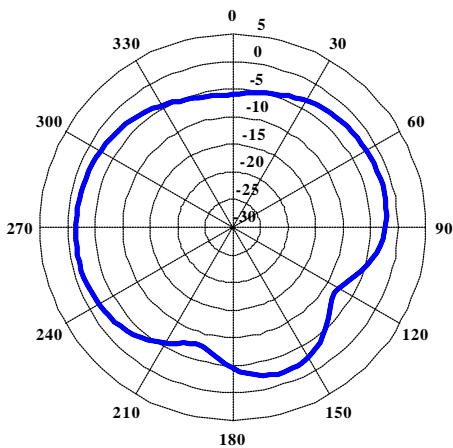
- ABS Plastic housing (distance to the antenna: 0 mm).
- 2 element matching network.



Azimuth Cut



cut $\phi = 0^\circ$



cut $\phi = 90^\circ$

Gain	Peak Gain	-0.3 dBi
	Average Gain	-3.9 dBi
Efficiency	Peak Efficiency	45 %
	Average Efficiency	41 %

Note: Gain and efficiency values within the 2,5-2,6 GHz band (free space).

CONFIGURATION 3 (CIRCLE PCB – 40 MM DIAMETER)

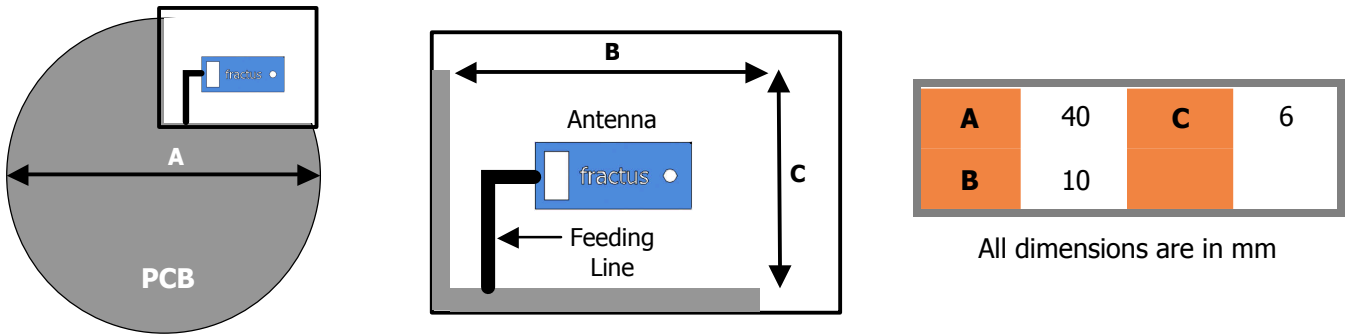


Figure 5. PCB Dimensions and Clearance Dimensions.

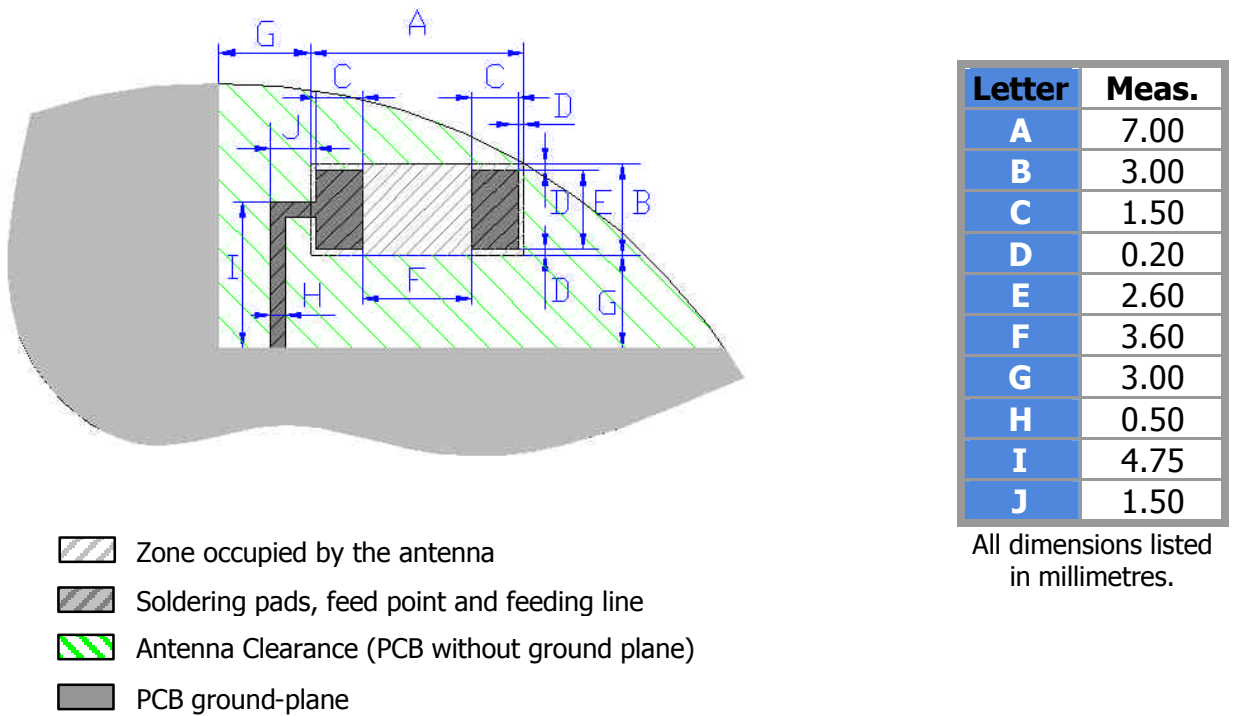
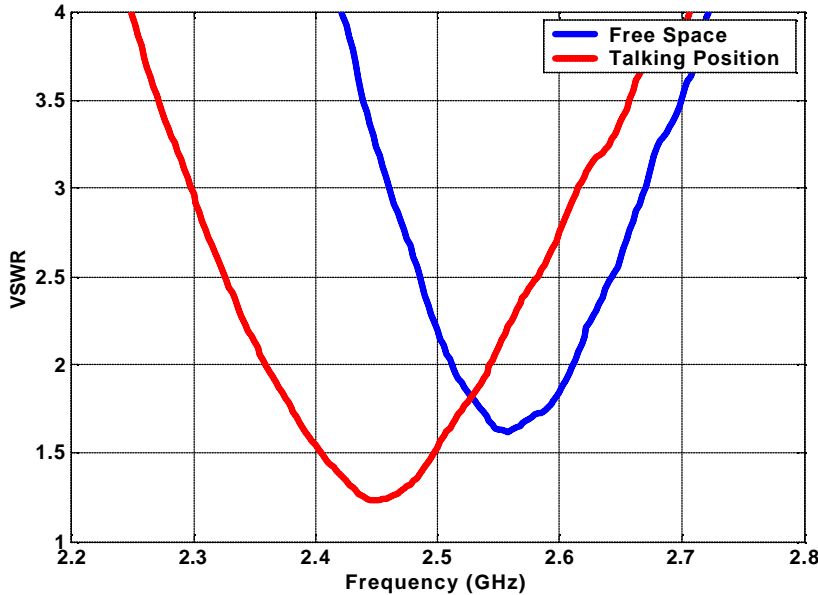


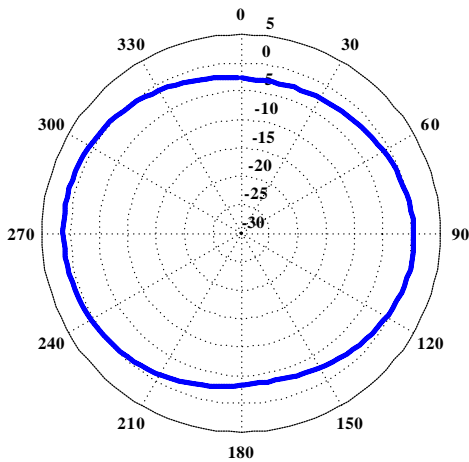
Figure 5. Antenna Footprint

VSWR, Radiation Patterns, Gain and Efficiency

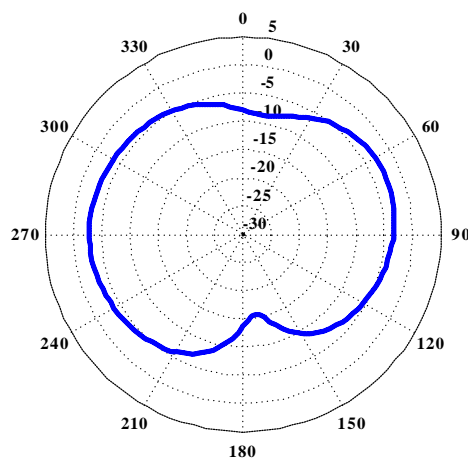


Measurement conditions:

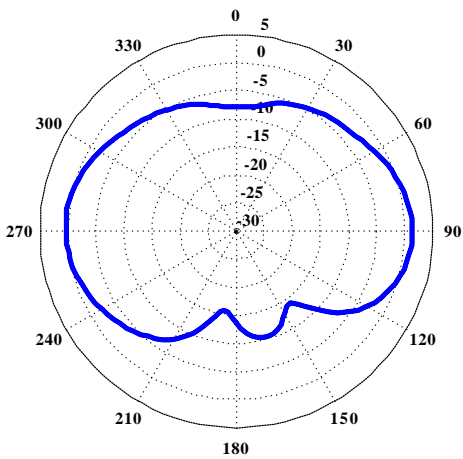
- ABS Plastic housing (distance to the antenna: 0 mm).
- 2 element matching network.



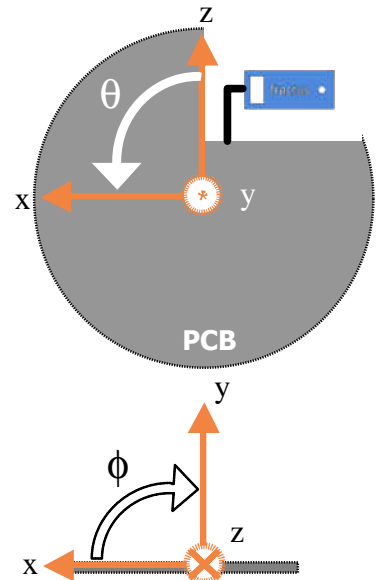
Azimuth Cut



cut $\phi = 0^\circ$



cut $\phi = 90^\circ$



Gain	Peak Gain	1.3 dBi
	Average Gain	-4.5 dBi
Efficiency	Peak Efficiency	52 %
	Average Efficiency	46 %

Note: Gain and efficiency values within the 2,5-2,6 GHz band (free space).

CONFIGURATION 4 (60X15MM PCB)

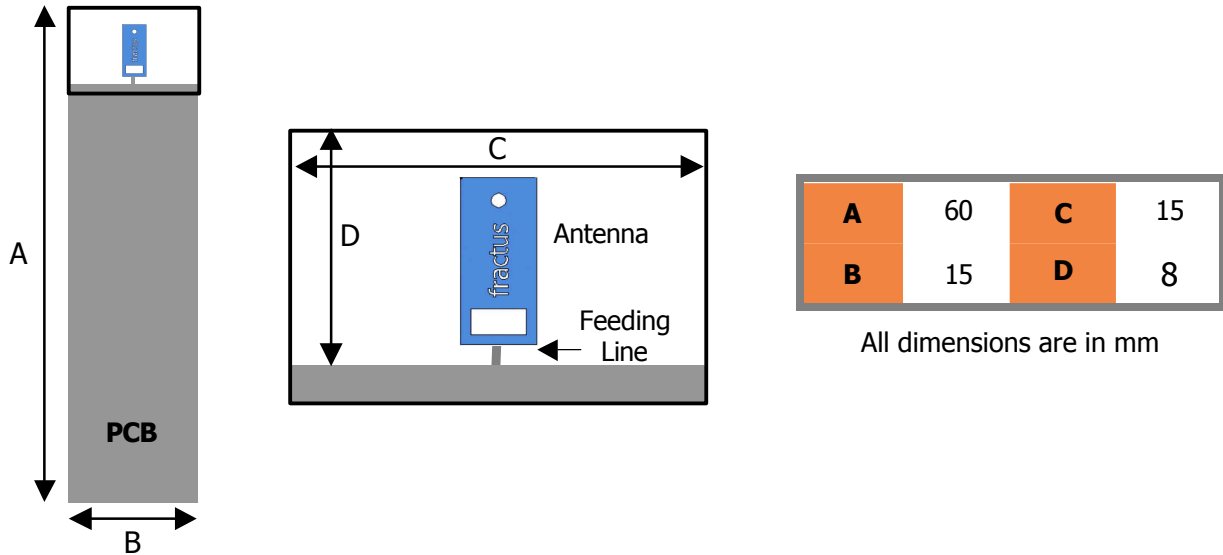


Figure 6. PCB Dimensions and Clearance Dimensions.

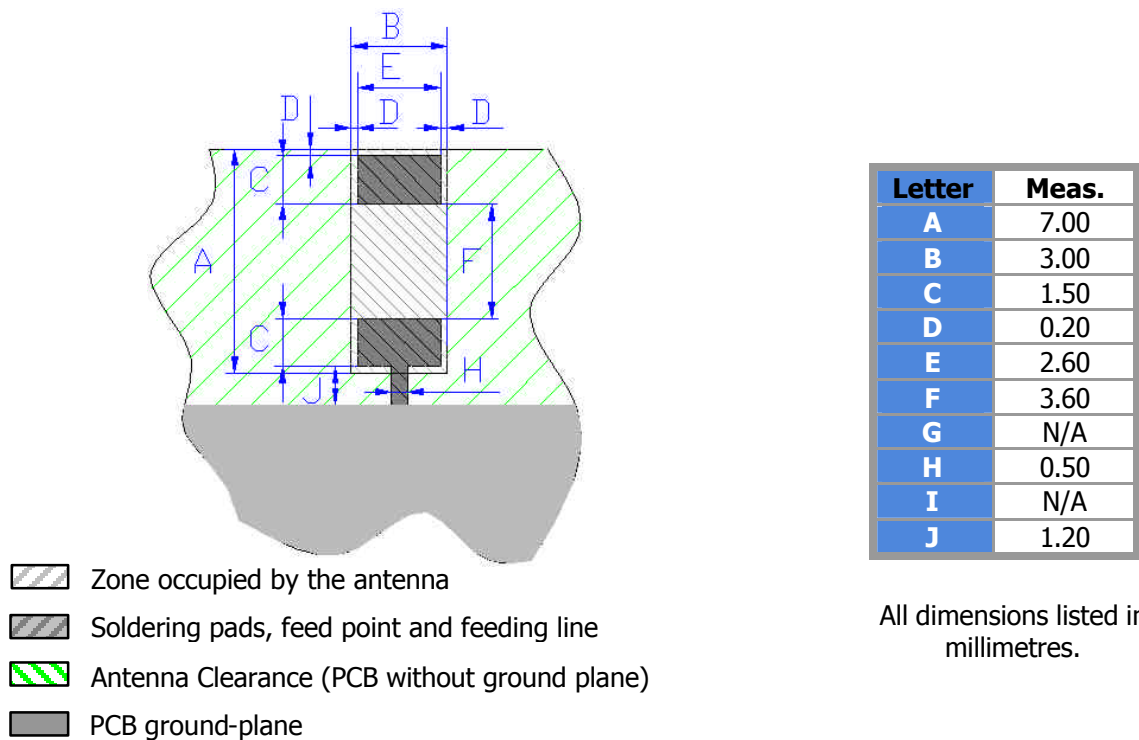
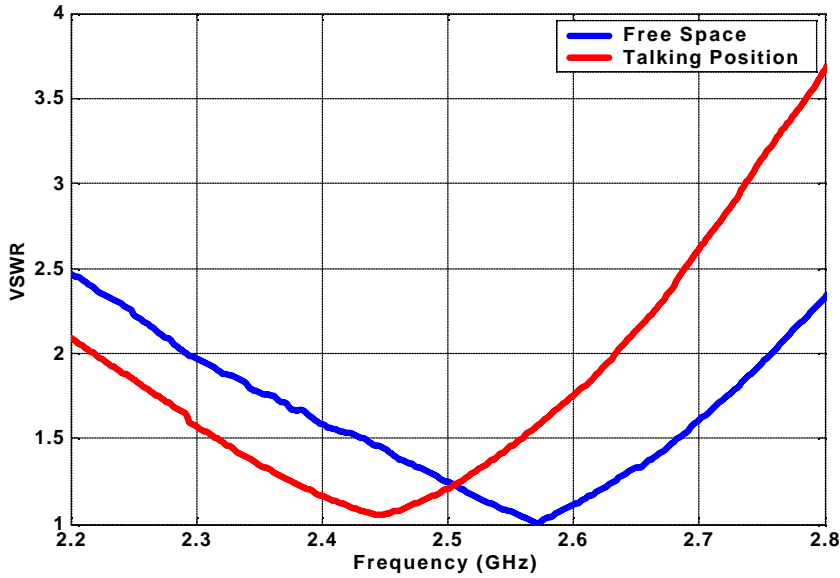


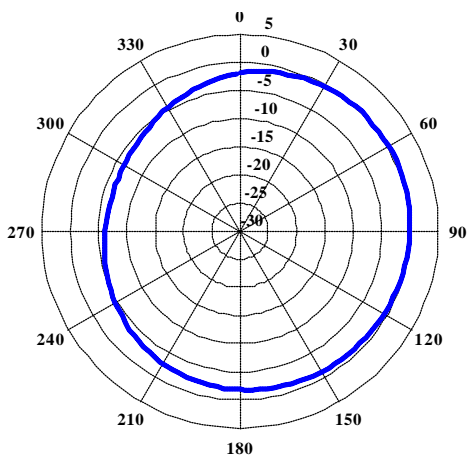
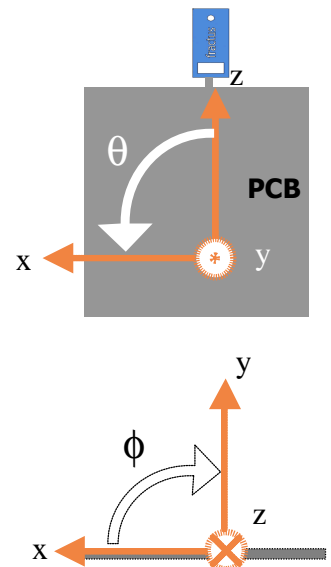
Figure 7. Antenna Footprint

VSWR, Radiation Patterns, Gain and Efficiency

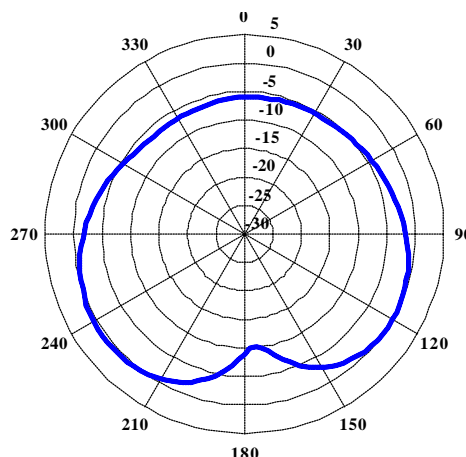


Measurement conditions:

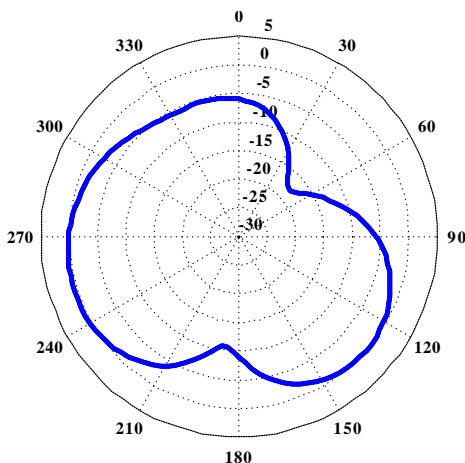
- ABS Plastic housing (distance to the antenna: 0 mm).
- 2 element matching network.



Azimuth Cut



cut $\phi = 0^\circ$



cut $\phi = 90^\circ$

Gain	Peak Gain	1.1 dBi
	Average Gain	-3.5 dBi
Efficiency	Peak Efficiency	60%
	Average Efficiency	56 %

Note: Gain and efficiency values within the 2,5-2,6 GHz band (free space).



HOW TO BUY FROM YOUR LOCAL DISTRIBUTOR

Please, contact your local Richardson Electronics' distributor to obtain pricing information and place an order.

Corporate Headquarters

Richardson Electronics
40W267 Keslinger Road
P.O. Box 393

LaFox, IL 60147-0393
Telephone: **(800) 737-6937**
(630) 208-3637

Fax: (630) 208-2550
Internet: rfwireless.rell.com
E-Mail: rwc@rell.com

North America

Eastern Sales Region Hdqtrs.

Ronkonkoma, NY
Telephone: **(800) 737-6937**
(631) 468-3900
Fax: (631) 468-3950

Central Sales Region Hdqtrs.

LaFox, IL
Telephone: **(800) 737-6937**
(630) 208-3637
Fax: (630) 208-2662

Western Sales Region Hdqtrs.

Woodland Hills, CA
Telephone: **(800) 737-6937**
(818) 594-5600
Fax: (818) 594-5650

Northwest Sales Region Hdqtrs.

San Jose, CA
Telephone: **(800) 737-6937**
(408) 428-3400
Fax: (408) 428-3450

Southeast Sales Region Hdqtrs.

Altamonte Springs, FL
Telephone: **(800) 737-6937**
(407) 339-6060
Fax: (407) 339-6650

U.S. Exporters

Brooklyn, NY
Telephone: **(800) 882-3397**
(718) 265-8200
Fax: (718) 265-8250

Canada

Brampton, Ontario
Telephone: **(800) 737-6937**
(905) 789-3000
Fax: (905) 789-3050

Latin America

Brazil

São Paulo
Telephone: + (55) 11 5186 9655
Fax: + (55) 11 5186 9678

Rio de Janeiro
Telephone: (+55) 21-2521-9000
Fax: (+55) 21-2521-9900

Colombia

Sante Fe de Bogota, DC
Telephone: (57-1) 636-1028
Fax: (57-1) 636-1005

Florida

Ft. Lauderdale
Telephone: (954) 735-4425
Fax: (954) 735-3554

Mexico

Mexico City
Telephone: +52 (5) 55 532-2522
Fax: +52 (5) 55 609-0006

Guadalajara
Telephone: +52 (3) 33 645-4641
Fax: +52 (3) 33 645-4642

Europe

Denmark

Hedenhusene
Telephone: (+45) 4655-5630
Fax: (+45) 4655-5631

Finland

Oulunsalo
Telephone: +358-8-825-1100
Fax: +358-8-825-1110

France

Colombes Cedex
Telephone: +33 (1) 55.66.00.30
Fax: +33 (1) 55.66.00.31

Nozay
Telephone: +33 (1) 69.80.71.33
Fax: +33 (1) 69.80.76.28

Germany

Puchheim
Telephone: +49 (89) 890 214-0
Fax: +49 (89) 890 214-90

Hamburg
Telephone: +49 (40) 555 88 410
Fax: +49 (40) 555 88 444

Italy

Sesto Fiorentino (FI)
Telephone: +39 (055) 420831
Fax: +39 (055) 4210726

Agrate Brianza (MI)
Telephone: +39 (039) 653145
Fax: +39 (039) 653835

Roma
Telephone: +39 (06) 41.73.37.51
Fax: +39 (06) 41.73.37.49

Netherlands

Amsterdam
Telephone: +31 (20) 446 7070
Fax: +31 (20) 446 7060

Norway

Torod
Telephone: +47 333-86271
Fax: +31 333-83106

Sweden

Stockholm
Telephone: +46 8 564 705 90
Fax: +46 8 760 4663

Spain

Madrid
Telephone: +34 (91) 528 3700
Fax: +34 (91) 467 5468

Barcelona
Telephone: +34 (93) 415 8303
Fax: +34 (93) 415 5379

United Kingdom

Lincoln
Telephone: +44 (1522) 542631
Fax: +44 (1522) 545453

Slough
Telephone: +44 (1753) 733010
Fax: +44 (1753) 733012

Middle East

Israel

Ra'Anana
Telephone: 972-9-7483232
Fax: 972-9-7416510

Asia/Pacific Rim/Australia

Australia

Castle Hill
ABN 19 069 808 108
Telephone: +61 (2) 9894-7288
Fax: +61 (2) 9894-7481

Bayswater
ABN 19 069 808 108
Telephone: +61 (3) 9738-0733
Fax: +61 (3) 9738-1807

China

Beijing
Telephone: +86-10-65885547
+86-10-65885548
Fax: +86-10-65885541

Chengdu
Telephone: +86-28-8620-3488
Fax: +86-28-8620-3499

Shanghai
Telephone: +86 (21) 62351788
Fax: +86 (21) 6440-1293

Shenzhen
Telephone: +86-755-82943736
Fax: +86-755-82940656

Japan

Tokyo
Telephone: +81 (3) 5215-1577
Fax: +81 (3) 5215-1588

Osaka
Telephone: +81 (6) 6314-5557
Fax: +81 (6) 6314-5558

Korea

Seoul
Telephone: +82 (2) 539-4731
Fax: +82 (2) 539-4730

Malaysia

Selangor
Telephone: +60 (3) 5511-5421
Fax: +60 (3) 5511-5423

Philippines

Pasig City
Telephone: +63 (2) 636-8891
Fax: +63 (2) 635-5721

Singapore

Telephone: +65 6487-5995
Fax: +65 6487-5665

Taiwan

Taipei
Telephone: +886 (2) 26983288
+886 (2) 86915238
Fax: +886 (2) 26983285

Thailand

Bangkok
Telephone: +66 (2) 749-4402
Fax: +66 (2) 749-4403

Vietnam

Ho Chi Minh City
Telephone: +84 8997 4245
Fax: +84 8997 4246