


Test setup photos of EUT

Model: FOB-4F15


1. Orthogonal planes of EUT


- The testing was set in the below orthogonal planes and measured.

X-axis




Y-axis





2. Photos of Radiated Spurious Emission Test (Below 1 GHz)



3. Photo of Radiated Spurious Emission Test (Above 1 GHz)

