

# **Test setup photos of EUT**

## 1. Orthogonal planes of EUT



- The testing was set in the below orthogonal planes and measured

### X- axis



## 2. BT

### A. Photo of Radiated Spurious Emission Test (Below 1 GHz)




## B. Photo of Radiated Spurious Emission Test (Above 1 GHz)



## 2.WLAN

### A. Photo of Radiated Spurious Emission Test (Below 1 GHz)





## B. Photo of Radiated Spurious Emission Test (Above 1 GHz)

