


Test setup photos of EUT



1. Orthogonal plane of EUT

- The testing was set in the below orthogonal plane and measured.

X-axis



2. Photo of Radiated Spurious Emission Test (Below 1 GHz)



3. Photo of Radiated Spurious Emission Test (Above 1 GHz)

