

1. Photographs of Conducted Emissions Test Configuration


Front view



Side view



Under table view




2. Photographs of Radiated Emissions Test Configuration


For radiated emissions 30MHz~1GHz

Radio 0


Front view



Rear view



Radio 1




Front view



Rear view

For radiated emissions above 1GHz
Radio 0


Front view



Rear view



Radio 1



Front view



Rear view

————THE END————