



**Report No. : E86.12.289.003**

**This Test Report is Prepared for**

**TELEWAY INDUSTRIAL LTD.**

1301B Information Center, Ke Feng Road No.2, GaoXin Zone, Nanshan District,  
Shenzhen, China

Product Name: ClickStik™ Bluetooth Remote

Model No.: DVA006, DVA006SP

Brand Name: 

Applicable standards: FCC Part 15.247

Test result: The FCC testing has been performed on the submitted samples and found in compliance  
with ANSI 63.4-2003 and FCC Part15.247

Prepared by :



Shirley Xu Assistant

Reviewer :



Mary Huang/Supervisor

Approved & Authorized Signer :



Mike Wang/ Manager

**Note:** This report shall not be reproduced except in full, without the written approval of Greatwall International Approval Co., Ltd. This document may be altered or revised by Greatwall International Approval Co., Ltd. personnel only, and shall be noted in the revision section of the document. The test results in the report only apply to the tested sample



Test Report Conclusion

Content

<b>1.0</b>	<b>General Details</b> .....	3
1.1	<b>Details of Applicant</b> .....	3
1.2	Applicant Details .....	3
1.3	General Description of EUT .....	3
<b>2.0</b>	<b>List of Measurement Equipment</b> .....	4
<b>3.0</b>	<b>Technical Details</b> .....	5
3.1	Summary of Test Results .....	5
3.2	Test Standards .....	5
<b>4.0</b>	Test Lab Details .....	5
<b>5.0</b>	Power Line Conducted Emission Test .....	6
5.1	Schematics of the Test .....	6
5.2	Test Method and Test Procedure .....	6
5.3	Configuration of the EUT .....	6
<b>5.4</b>	EUT Operating Condition .....	7
<b>5.5</b>	Conducted Emission Limit .....	7
<b>5.6</b>	Test Result .....	7
<b>6.0</b>	<b>Radiated Emission test</b> .....	10
6.1	Test Method and Test Procedure .....	10
6.2	Configuration of the EUT .....	10
6.3	EUT Operation Condition .....	10
6.4	Radiated Emission Limit .....	11
6.5	Peripherals .....	11
7.0	20dB Bandwidth Measurement .....	19
8.0	Maximum Peak Output Power .....	27
9.0	Carrier Frequency Separation .....	29
10.0	Number of Hopping Channel .....	33
11.0	Time of Occupancy (Dwell Time) .....	36
12.0	Out of Band Measurement .....	43
13.0	Antenna Requirement .....	52
14.0	RF Exposure .....	53
15.0	FCC Label .....	54
16.0	Photo of Test Setup and EUT View .....	55

The report refers only to the sample tested and does not apply to the bulk.  
This report is issued in confidence to the client and it will be strictly treated as such by the Greatwall International Approval Co., Limited. It may not be reproduced rather in its entirety or in part and it may not be used for advertising. The client to whom the report is issued may, however, show or send it or a certified copy thereof prepared by the Greatwall International Approval Co., Limited to his customer. Supplier or others persons directly concerned. Greatwall International Approval Co., Limited will not, without the consent of the client enter into any discussion of correspondence with any third party concerning the contents of the report.  
In the event of the improper use of the report. The Greatwall International Approval Co., Limited reserves the rights to withdraw it and to adopt any other remedies which may be appropriate.



## 1. General Information

### 1.1 Details of Applicant

Name: TELEWAY INDUSTRIAL LTD.

Address: 1301B Information Center, Ke Feng Road No.2, GaoXin Zone, Nanshan District, Shenzhen, China


### 1.2 Application Details

Date of Receipt of Application: August 6, 2012

Date of Receipt of Test Item: August 6, 2012

Date of Test: August 6, 2012~ August 15, 2012

### 1.3 General Description of EUT

Product Name:	ClickStik™ Bluetooth Remote
Model No.:	DVA006, DVA006SP
Brand Name;	
Operation Frequency:	2402MHz ~ 2480MHz
Channel number:	79
Channel separation:	1MHz
Modulation Technology:	GFSK
Antenna Type:	PCB
Antenna gain:	4dBi (declare by Applicant)
Power supply:	DC3.7V, Li- polymer Battery
Remark:	Only the model No. DVA006 was tested. DVA006SP is identical in the same PCB layout, interior structure and electrical circuits. The only difference is the model name for commercial purpose.
FCC ID:	TM4DVA006

The report refers only to the sample tested and does not apply to the bulk.  
This report is issued in confidence to the client and it will be strictly treated as such by the Greatwall International Approval Co., Limited. It may not be reproduced rather in its entirety or in part and it may not be used for advertising. The client to whom the report is issued may, however, show or send it . or a certified copy there of prepared by the Greatwall International Approval Co., Limited to his customer. Supplier or others persons directly concerned. Greatwall International Approval Co., Limited will not, without the consent of the client enter into any discussion of correspondence with any third party concerning the contents of the report.  
In the event of the improper use of the report. The Greatwall International Approval Co., Limited reserves the rights to withdraw it and to adopt any other remedies which may be appropriate.



<b>2.0 Test Equipments</b>					
Instrument Type	Manufacturer	Model	Serial No.	Date of Cal.	Due Date
ESPI Test Receiver	ROHDE&SCHWARZ	ESPI 3	100379	2012-04-21	2013-04-20
TWO Line-V-NETW	ROHDE&SCHWARZ	EZH3-Z5	100294	2012-04-21	2013-04-20
TWO Line-V-NETW	ROHDE&SCHWARZ	EZH3-Z5	100253	2012-04-21	2013-04-20
Ultra Broadband ANT	ROHDE&SCHWARZ	HL562	100157	2012-04-21	2013-04-20
ESDV Test Receiver	ROHDE&SCHWARZ	ESDV	100008	2012-04-21	2013-04-20
Impuls-Begrenzer	ROHDE&SCHWARZ	ESH3-Z2	100281	2012-04-21	2013-04-20
System Controller	CT	SC100	-	--	--
Printer	EPSON	PHOTO EX3	CFNH234850	--	--
Computer	IBM	8434	1S8434KCE99BLXL O*	-	-
Loop Antenna	EMCO	6502	00042960	2012-04-21	2013-04-20
ESPI Test Receiver	ROHDE&SCHWARZ	ESI26	838786/013	2012-04-21	2013-04-20
3m OATS	--	--	N/A	2012-04-21	2013-04-20
Horn Antenna	SCHWARZBECK	BBHA 9170	BBHA9170265	2012-04-21	2013-04-20
Horn Antenna	SCHWARZBECK	BBHA 9120D	9120D-631	2012-04-21	2013-04-20
Power meter	Anritsu	ML2487A	6K00003613	2012-04-21	2013-04-20
Power sensor	Anritsu	MA2491A	32263	2012-04-21	2013-04-20
Bilog Antenna	Schwarebeck	VULB9163	9163/340	2012-04-21	2013-04-20
LISN	AFJ	LS16C	10010947251	2012-04-21	2013-04-20
LISN (Three Phase)	Schwarebeck	NSLK 8126	8126453	2012-04-21	2013-04-20
9*6*6 Anechoic	--	--	N/A	2012-04-21	2013-04-20
EMI Test Receiver	RS	ESCS30	100139	2012-04-21	2013-04-20
LISN	AFJ	LS16C	10010947251	2012-04-21	2013-04-20
LISN (Three Phase)	Schwarebeck	NSLK 8126	8126453	2012-04-21	2013-04-20

The report refers only to the sample tested and does not apply to the bulk.  
This report is issued in confidence to the client and it will be strictly treated as such by the Greatwall International Approval Co., Limited. It may not be reproduced rather in its entirety or in part and it may not be used for advertising. The client to whom the report is issued may, however, show or send it or a certified copy thereof prepared by the Greatwall International Approval Co., Limited to his customer. Supplier or others persons directly concerned. Greatwall International Approval Co., Limited will not, without the consent of the client enter into any discussion of correspondence with any third party concerning the contents of the report.  
In the event of the improper use of the report. The Greatwall International Approval Co., Limited reserves the rights to withdraw it and to adopt any other remedies which may be appropriate.



### 3.0 Technical Details

#### 3.1 Summary of test results

<b>The EUT has been tested according to the following specifications:</b>			
<b>Requirement</b>	<b>CFR 47 Section</b>	<b>Result</b>	<b>Notes</b>
<b>Antenna Requirement</b>	<b>15.203, 15.247(b)(4)</b>	<b>PASS</b>	<b>Complies</b>
<b>Maximum Peak Out Power</b>	<b>15.247 (b)(1), (4)</b>	<b>PASS</b>	<b>Complies</b>
<b>Carrier Frequency Separation</b>	<b>15.247(a)(1)</b>	<b>PASS</b>	<b>Complies</b>
<b>20dB Channel Bandwidth</b>	<b>15.247 (a)(1)</b>	<b>PASS</b>	<b>Complies</b>
<b>Number of Hopping Channels</b>	<b>15.247(a)(iii), 15.247(b)(1)</b>	<b>PASS</b>	<b>Complies</b>
<b>Time of Occupancy (Dwell Time)</b>	<b>15.247(a)(iii)</b>	<b>PASS</b>	<b>Complies</b>
<b>Spurious Emission, Band Edge, and Restricted bands</b>	<b>15.247(d),15.205(a), 15.209 (a),15.109</b>	<b>PASS</b>	<b>Complies</b>
<b>Conducted Emissions</b>	<b>15.207(a), 15.107</b>	<b>PASS</b>	<b>Complies</b>
<b>RF Exposure</b>	<b>15.247(i), 1.1307(b)(1)</b>	<b>PASS</b>	<b>Complies</b>

#### 3.2 Test Standards

**FCC Part 15 Subpart & Subpart C, Paragraph 15.247**

#### 4.0 Test Lab Details

**Name: SHENZHEN TIMEWAY TECHNOLOGY CONSULTING CO LTD**

Address: 5/F,Block 4, Anhua Industrial Zone.,No.8 TaiRan Rd.CheGongMiao,FuTian District, Shenzhen,CHINA.

FCC Registration Number: 899988

Note: All tests were done at SHENZHEN TIMEWAY TECHNOLOGY CONSULTING CO LTD

The report refers only to the sample tested and does not apply to the bulk.

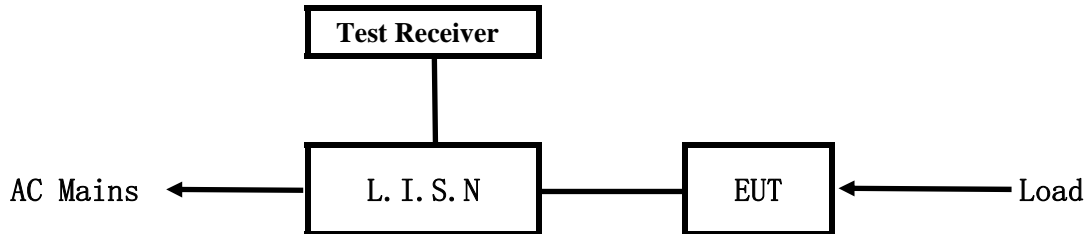
This report is issued in confidence to the client and it will be strictly treated as such by the Greatwall International Approval Co., Limited. It may not be reproduced rather in its entirety or in part and it may not be used for advertising. The client to whom the report is issued may, however, show or send it or a certified copy thereof prepared by the Greatwall International Approval Co., Limited to his customer. Supplier or others persons directly concerned. Greatwall International Approval Co., Limited will not, without the consent of the client enter into any discussion of correspondence with any third party concerning the contents of the report.

In the event of the improper use of the report. The Greatwall International Approval Co., Limited reserves the rights to withdraw it and to adopt any other remedies which may be appropriate.



## 5. Power Line Conducted Emission Test

### 5.1 Schematics of the test

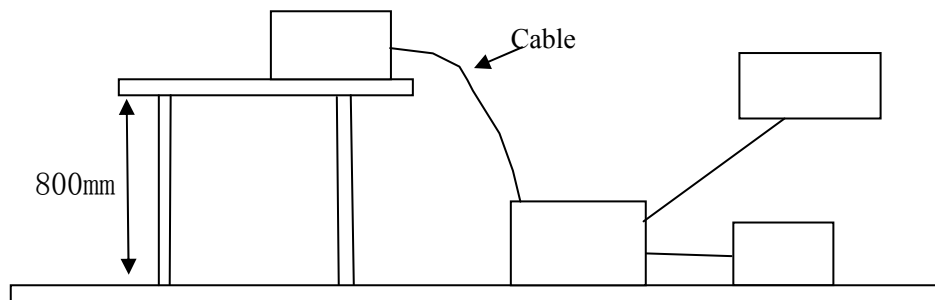


EUT: Equipment Under Test

### 5.2 Test Method and test Procedure

The EUT was tested according to ANSI C63.4-2003. The Frequency spectrum From 0.15MHz to 30MHz was investigated. The LISN used was 50ohm/50uH as specified by section 5.1 of ANSI C63.4 –2003.

Block diagram of Test setup



### 5.3 Configuration of The EUT

The EUT was configured according to ANSI C63.4-2003. All interface ports were connected to the appropriate peripherals. All peripherals and cables are listed below.

79 channels are provided to the EUT



A. EUT

Device	Manufacturer	Model	FCC ID
ClickStik™ Bluetooth Remote	TELEWAY INDUSTRIAL LTD.	DVA006, DVA006SP	TM4DVA006

B. Internal Device

Device	Manufacturer	Model	FCC ID/DOC
N/A			

C. Peripherals

Device	Manufacturer	Model	FCC ID/DOC	Cable
PC	DELL	PP36S	FCC ID	--
Monitor	AOC	E962VW/BW	FCC DOC	1.2m cable without shielding
Mouse	Zaidtek	HM5172	FCC DOC	1.5m cable without shielding
Earphone	--	--	--	1.5m cable without shielding

5.4 EUT Operating Condition

Operating condition is according to ANSI C63.4 -2003.

A Setup the EUT and simulators as shown on follow

B Enable AF signal and confirm EUT active to normal condition

5.5 Power line conducted Emission Limit according to Paragraph 15.107, 15.207 and RSS-210

Frequency (MHz)	Class A Limits (dB μ V)		Class B Limits (dB μ V)	
	Quasi-peak Level	Average Level	Quasi-peak Level	Average Level
0.15 ~ 0.50	79.0	66.0	66.0~56.0*	56.0~46.0*
0.50 ~ 5.00	73.0	60.0	56.0	46.0
5.00 ~ 30.00	73.0	60.0	60.0	50.0

- Notes:
- \*Decreasing linearly with logarithm of frequency.
  - The tighter limit shall apply at the transition frequencies

5.6 Test Results

The frequency spectrum from 0.15MHz to 30MHz was investigated. All reading are quasi-peak values with a resolution bandwidth of 9kHz.

Note: the worse cases was selected to conducted the test

The report refers only to the sample tested and does not apply to the bulk. This report is issued in confidence to the client and it will be strictly treated as such by the Greatwall International Approval Co., Limited. It may not be reproduced rather in its entirety or in part and it may not be used for advertising. The client to whom the report is issued may, however, show or send it or a certified copy thereof prepared by the Greatwall International Approval Co., Limited to his customer. Supplier or others persons directly concerned. Greatwall International Approval Co., Limited will not, without the consent of the client enter into any discussion of correspondence with any third party concerning the contents of the report. In the event of the improper use of the report. The Greatwall International Approval Co., Limited reserves the rights to withdraw it and to adopt any other remedies which may be appropriate.



**A: Conducted Emission on Live Terminal (150kHz to 30MHz)**

**EUT Operating Environment**

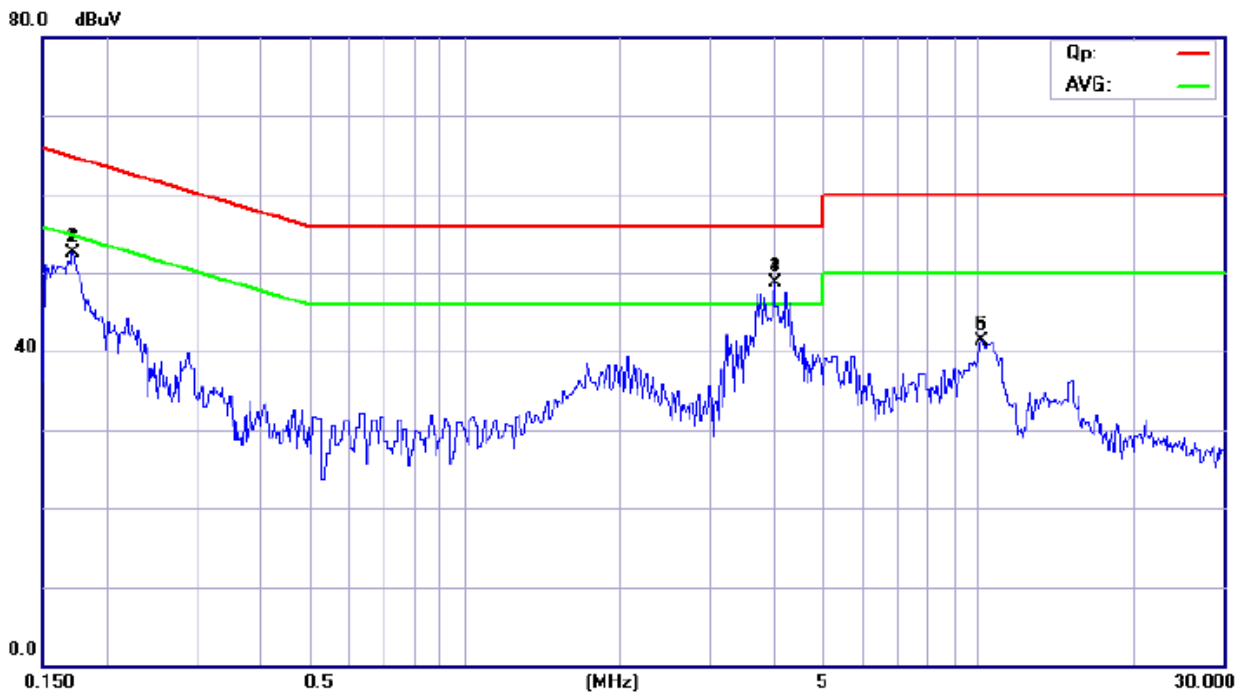
Temperature: 25°C Humidity: 75%RH Atmospheric Pressure: 101 KPa

**EUT set Condition: Normal operation mode**

**Equipment Level: Class B**

**Results: Pass**

Please refer to following diagram for individual



Frequency (MHz)	Line	Reading(dBμV)		Limit(dBμV)	
		Quasi-peak	Average	Quasi-peak	Average
3.9010	Live	37.73	24.93	56.00	46.00
0.1720	Live	54.50	17.64	64.86	54.86
10.2681	Live	40.63	15.41	60.00	50.00

The report refers only to the sample tested and does not apply to the bulk.  
 This report is issued in confidence to the client and it will be strictly treated as such by the Greatwall International Approval Co., Limited. It may not be reproduced rather in its entirety or in part and it may not be used for advertizing. The client to whom the report is issued may, however, show or send it . or a certified copy there of prepared by the Greatwall International Approval Co., Limited to his customer. Supplier or others persons directly concerned. Greatwall International Approval Co., Limited will not, without the consent of the client enter into any discussion of correspondence with any third party concerning the contents of the report.  
 In the event of the improper use of the report. The Greatwall International Approval Co., Limited reserves the rights to withdraw it and to adopt any other remedies which may be appropriate.





**B: Conducted Emission on Neutral Terminal (150kHz to 30MHz)**

**EUT Operating Environment**

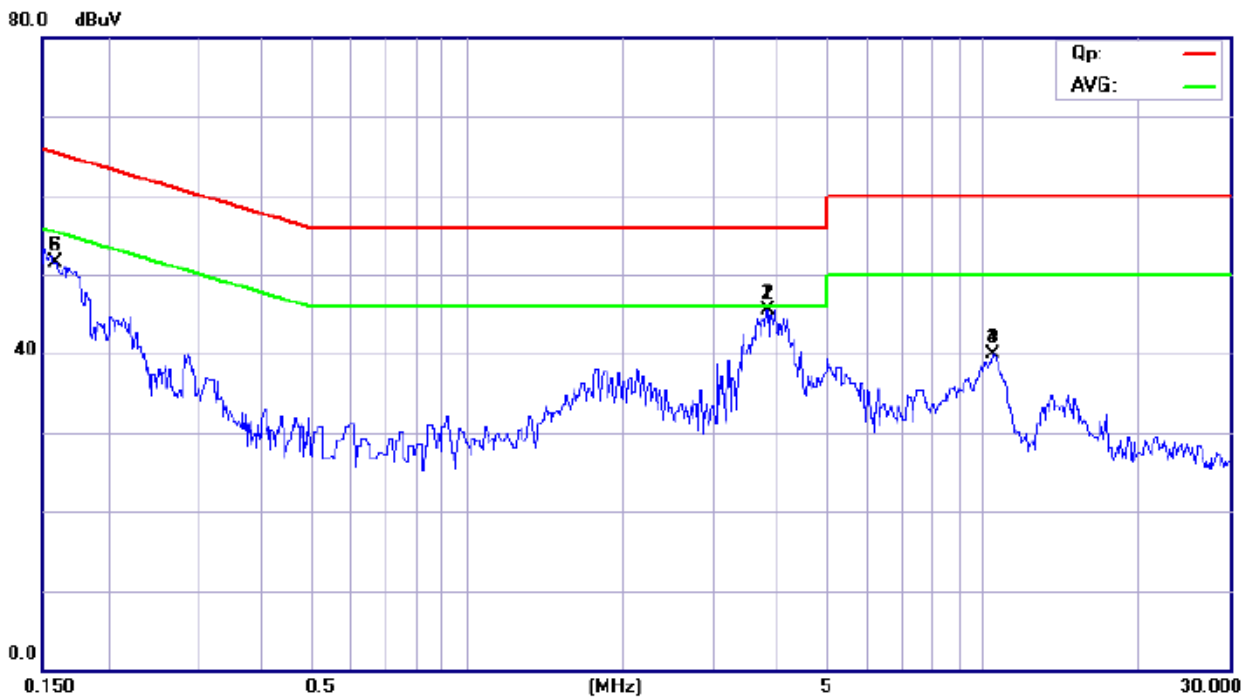
Temperature: 25°C Humidity: 75%RH Atmospheric Pressure: 101 KPa

**EUT set Condition: Normal operation mode**

**Equipment Level: Class B**

**Results: Pass**

Please refer to following diagram for individual



Frequency (MHz)	Line	Reading(dBµV)		Limit(dBµV)	
		Quasi-peak	Average	Quasi-peak	Average
0.1596	Neutral	52.36	23.62	65.48	55.48
3.8075	Neutral	46.76	18.62	56.00	56.00
10.4375	Neutral	40.23	16.36	60.00	50.00

**Remarks:**

1. Uncertainty in conducted emission measured is 3.6dB.
2. QP and AV are abbreviations of quasi-peak and average individually.
3. The emission levels of other frequencies were very low against the limit.

The report refers only to the sample tested and does not apply to the bulk. This report is issued in confidence to the client and it will be strictly treated as such by the Greatwall International Approval Co., Limited. It may not be reproduced rather in its entirety or in part and it may not be used for advertising. The client to whom the report is issued may, however, show or send it . or a certified copy there of prepared by the Greatwall International Approval Co., Limited to his customer. Supplier or others persons directly concerned. Greatwall International Approval Co., Limited will not, without the consent of the client enter into any discussion of correspondence with any third party concerning the contents of the report. In the event of the improper use of the report. The Greatwall International Approval Co., Limited reserves the rights to withdraw it and to adopt any other remedies which may be appropriate.

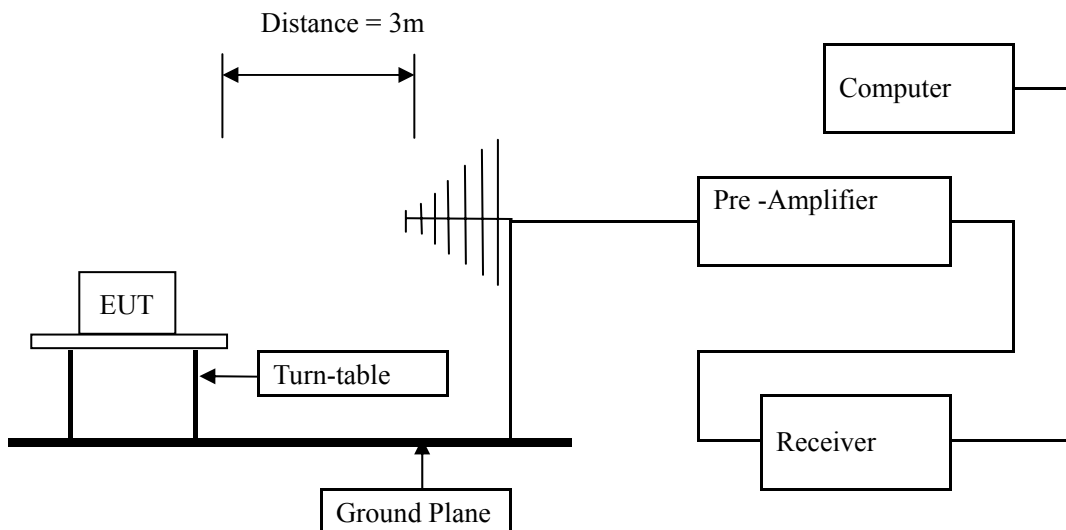


## 6 Radiated Emission Test

### 6.1 Test Method and test Procedure:

- (1) The EUT was tested according to ANSI C63.4 –2003. The radiated test was performed at Timeway Laboratory. This site is on file with the FCC laboratory division, Registration No.899988
- (2) The EUT, peripherals were put on the turntable which table size is 1m x 1.5 m, table high 0.8 m. All set up is according to ANSI C63.4-2003.
- (3) The frequency spectrum from 30 MHz to 1 GHz was investigated. All readings from 30 MHz to 1 GHz are quasi-peak values with a resolution bandwidth of 120 kHz. For measurement above 1GHz, peak values with RBW=VBW=1MHz and PK detector. AV value with RBW=1MHz, VBW=10Hz and PK detector. Measurements were made at 3 meters.
- (4) The antenna high is varied from 1 m to 4 m high to find the maximum emission for each frequency.
- (5) Maximizing procedure was performed on the six (6) highest emissions to ensure EUT compliance is with all installation combinations. All data was recorded in the peak detection mode. Quasi-peak readings was performed only when an emission was found to be marginal (within -4 dB of specification limit), and are distinguished with a "QP" in the data table.
- (6) The antenna polarization: Vertical polarization and Horizontal polarization.

### Block diagram of Test setup



### 6.2 Configuration of The EUT

Same as section 5.3 of this report

### 6.3 EUT Operating Condition

Same as section 5.4 of this report.

The report refers only to the sample tested and does not apply to the bulk.

This report is issued in confidence to the client and it will be strictly treated as such by the Greatwall International Approval Co., Limited. It may not be reproduced rather in its entirety or in part and it may not be used for advertising. The client to whom the report is issued may, however, show or send it or a certified copy thereof prepared by the Greatwall International Approval Co., Limited to his customer. Supplier or others persons directly concerned. Greatwall International Approval Co., Limited will not, without the consent of the client enter into any discussion of correspondence with any third party concerning the contents of the report.

In the event of the improper use of the report. The Greatwall International Approval Co., Limited reserves the rights to withdraw it and to adopt any other remedies which may be appropriate.



6.4 Radiated Emission Limit

All emission from a digital device, including any network of conductors and apparatus connected thereto, shall not exceed the level of field strength specified below:

**Frequencies in restricted band are complied to limit on Paragraph 15.109. 15.209**

Frequency Range (MHz)	Distance (m)	Field strength (dB $\mu$ V/m)
30-88	3	40.0
88-216	3	43.5
216-960	3	46.0
Above 960	3	54.0

- Note:
1. RF Voltage (dBuV) = 20 log RF Voltage (uV)
  2. In the Above Table, the higher limit applies at the band edges.
  3. Distance refers to the distance in meters between the measuring instrument antenna and the EUT
  4. This is a handheld device. The radiated emissions should be tested under 3-axes position (Lying, Side, and Stand), After pre-test. It was found that the worse radiated emission was get at the lying position.
  5. Battery was fully charged during the radiated test.
  6. After pre-scan, BDR mode was the worse case and it was selected to conduct the radiated emission tests.

6.5 Peripherals

Device	Manufacturer	Model	FCC ID/DOC	Cable
PC	DELL	PP36S	FCC ID	--
Monitor	BENQ	Q5T4	FCC DOC	1.2m cable without shielding
Mouse	Zaidtek	HM5172	FCC DOC	1.5m cable without shielding
Earphone	--	--	--	1.5m cable without shielding

The report refers only to the sample tested and does not apply to the bulk.  
 This report is issued in confidence to the client and it will be strictly treated as such by the Greatwall International Approval Co., Limited. It may not be reproduced rather in its entirety or in part and it may not be used for adverting. The client to whom the report is issued may, however, show or send it . or a certified copy there of prepared by the Greatwall International Approval Co., Limited to his customer. Supplier or others persons directly concerned. Greatwall International Approval Co., Limited will not, without the consent of the client enter into any discussion of correspondence with any third party concerning the contents of the report.  
 In the event of the improper use of the report. The Greatwall International Approval Co., Limited reserves the rights to withdraw it and to adopt any other remedies which may be appropriate.



**Test result**

**General Radiated Emission Data and Harmonics Radiated Emission Data**

**Radiated Emission In Horizontal (30MHz----1000MHz)**

EUT set Condition: Charging and Keep Transmitting

**Results: Pass**

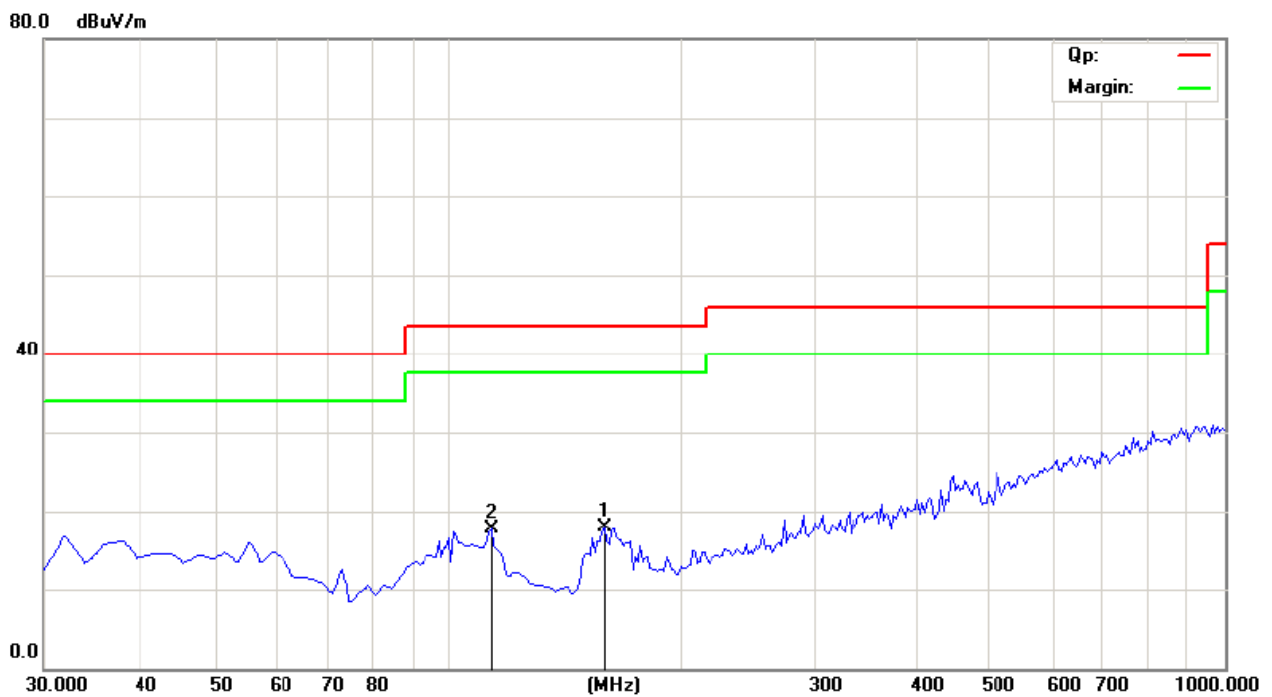
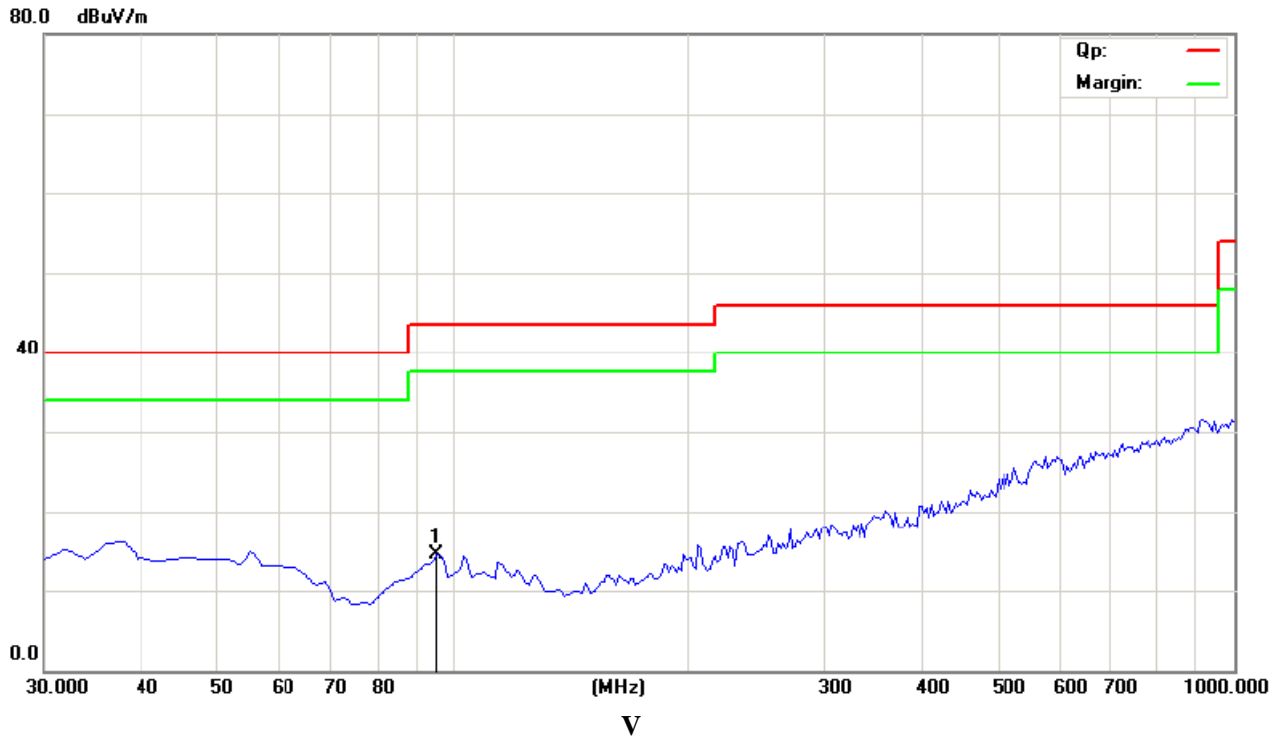
Frequency (MHz)	Level@3m (dB $\mu$ V/m)	Antenna Polarity	Limit@3m (dB $\mu$ V/m)
96.0922	14.46	H	43.50
158.640	17.86	V	43.50
113.587	17.78	V	43.50

The report refers only to the sample tested and does not apply to the bulk.  
This report is issued in confidence to the client and it will be strictly treated as such by the Greatwall International Approval Co., Limited. It may not be reproduced rather in its entirety or in part and it may not be used for advertising. The client to whom the report is issued may, however, show or send it or a certified copy thereof prepared by the Greatwall International Approval Co., Limited to his customer. Supplier or other persons directly concerned. Greatwall International Approval Co., Limited will not, without the consent of the client enter into any discussion of correspondence with any third party concerning the contents of the report.  
In the event of the improper use of the report. The Greatwall International Approval Co., Limited reserves the rights to withdraw it and to adopt any other remedies which may be appropriate.



Test Figure: Charging and Keep Transmitting

H



The report refers only to the sample tested and does not apply to the bulk.  
This report is issued in confidence to the client and it will be strictly treated as such by the Greatwall International Approval Co., Limited. It may not be reproduced rather in its entirety or in part and it may not be used for advertising. The client to whom the report is issued may, however, show or send it . or a certified copy there of prepared by the Greatwall International Approval Co., Limited to his customer. Supplier or others persons directly concerned. Greatwall International Approval Co., Limited will not, without the consent of the client enter into any discussion of correspondence with any third party concerning the contents of the report.  
In the event of the improper use of the report. The Greatwall International Approval Co., Limited reserves the rights to withdraw it and to adopt any other remedies which may be appropriate.



**Operation Mode: Transmitting under Low Channel (2402MHz)**

Frequency (MHz)	Level@3m (dB $\mu$ V/m)	Antenna Polarity	Limit@3m (dB $\mu$ V/m)
2402	88.13 (PK)	H	Fundamental Frequency
2402	89.50(PK)	V	
4804	--	H	74(Peak)/ 54(AV)
4804	44.22(PK)	V	74(Peak)/ 54(AV)
7206	--	H/V	74(Peak)/ 54(AV)
9608	--	H/V	74(Peak)/ 54(AV)
12010	--	H/V	74(Peak)/ 54(AV)
14412	--	H/V	74(Peak)/ 54(AV)
16814	--	H/V	74(Peak)/ 54(AV)
19216	--	H/V	74(Peak)/ 54(AV)
21618	--	H/V	74(Peak)/ 54(AV)
24020	--	H/V	74(Peak)/ 54(AV)

- Note: 1. Level = Reading + AF + Cable - Preamp + Filter - Dist, Margin = Level - Limit  
2. Remark "---" means that the emissions level is too low to be measured

**Operation Mode: Transmitting g under Middle Channel (2441MHz)**

Frequency (MHz)	Level@3m (dB $\mu$ V/m)	Antenna Polarity	Limit@3m (dB $\mu$ V/m)
2441	90.35 (PK)	H	Fundamental Frequency
2441	90.46 (PK)	V	
4882	46.30 (PK)	H	74(Peak)/ 54(AV)
4882	41.90 (PK)	V	74(Peak)/ 54(AV)
7323	--	H/V	74(Peak)/ 54(AV)
9764	--	H/V	74(Peak)/ 54(AV)
12205	--	H/V	74(Peak)/ 54(AV)
14646	--	H/V	74(Peak)/ 54(AV)
17087	--	H/V	74(Peak)/ 54(AV)
19528	--	H/V	74(Peak)/ 54(AV)
21969	--	H/V	74(Peak)/ 54(AV)
24410	--	H/V	74(Peak)/ 54(AV)

- Note: 1. Level = Reading + AF + Cable - Preamp + Filter - Dist, Margin = Level - Limit  
2. Remark "---" means that the emissions level is too low to be measured

The report refers only to the sample tested and does not apply to the bulk.  
This report is issued in confidence to the client and it will be strictly treated as such by the Greatwall International Approval Co., Limited. It may not be reproduced rather in its entirety or in part and it may not be used for advertising. The client to whom the report is issued may, however, show or send it . or a certified copy there of prepared by the Greatwall International Approval Co., Limited to his customer. Supplier or others persons directly concerned. Greatwall International Approval Co., Limited will not, without the consent of the client enter into any discussion of correspondence with any third party concerning the contents of the report.  
In the event of the improper use of the report. The Greatwall International Approval Co., Limited reserves the rights to withdraw it and to adopt any other remedies which may be appropriate.



**Operation Mode: Transmitting under High Channel**

Frequency (MHz)	Level@3m (dB $\mu$ V/m)	Antenna Polarity	Limit@3m (dB $\mu$ V/m)
2480	90.22 (PK)	H	Fundamental Frequency
2480	91.19 (PK)	V	
4960.	46.42(PK)	H	74(Peak)/ 54(AV)
4960.	48.84(PK)	V	74(Peak)/ 54(AV)
7440	--	H/V	74(Peak)/ 54(AV)
9920	--	H/V	74(Peak)/ 54(AV)
12400	--	H/V	74(Peak)/ 54(AV)
14880	--	H/V	74(Peak)/ 54(AV)
17360	--	H/V	74(Peak)/ 54(AV)
19840	--	H/V	74(Peak)/ 54(AV)
22320	--	H/V	74(Peak)/ 54(AV)
24800	--	H/V	74(Peak)/ 54(AV)

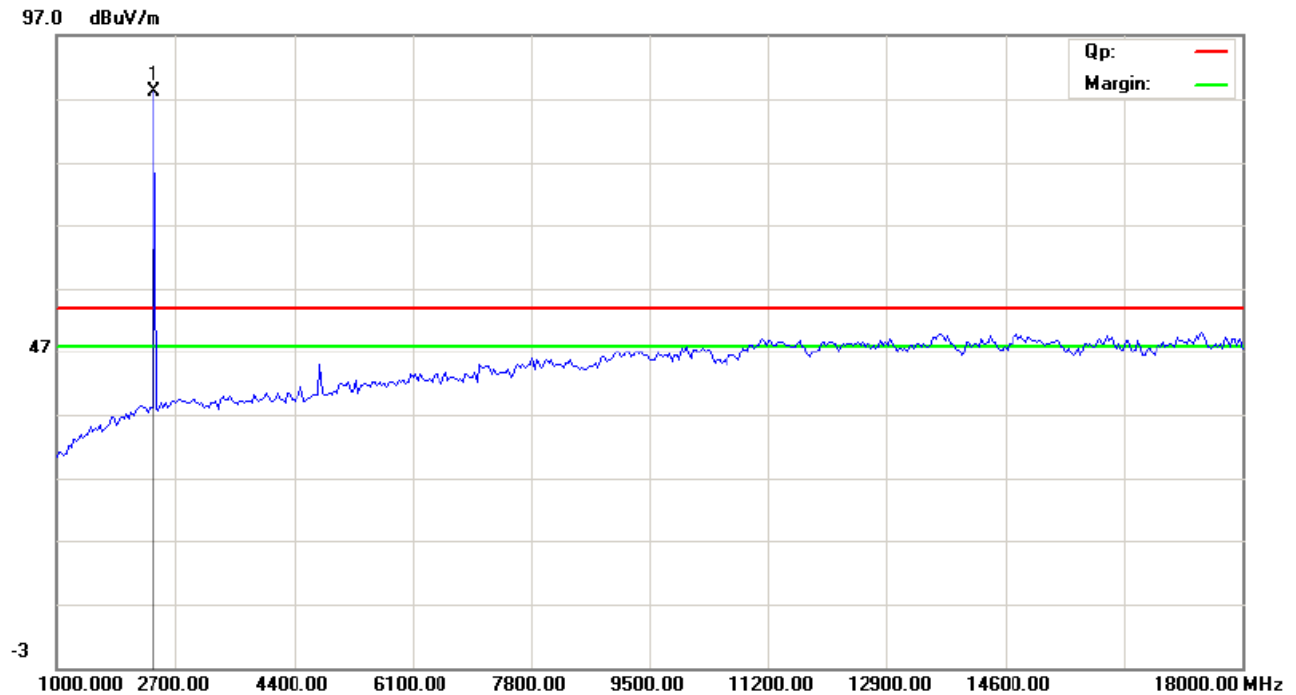
- Note: 1. Level = Reading + AF + Cable - Preamp + Filter - Dist, Margin = Level - Limit  
 2. Remark “---” means that the emissions level is too low to be measured

The report refers only to the sample tested and does not apply to the bulk.  
 This report is issued in confidence to the client and it will be strictly treated as such by the Greatwall International Approval Co., Limited. It may not be reproduced rather in its entirety or in part and it may not be used for adverting. The client to whom the report is issued may, however, show or send it . or a certified copy there of prepared by the Greatwall International Approval Co., Limited to his customer. Supplier or others persons directly concerned. Greatwall International Approval Co., Limited will not, without the consent of the client enter into any discussion of correspondence with any third party concerning the contents of the report.  
 In the event of the improper use of the report. The Greatwall International Approval Co., Limited reserves the rights to withdraw it and to adopt any other remedies which may be appropriate.

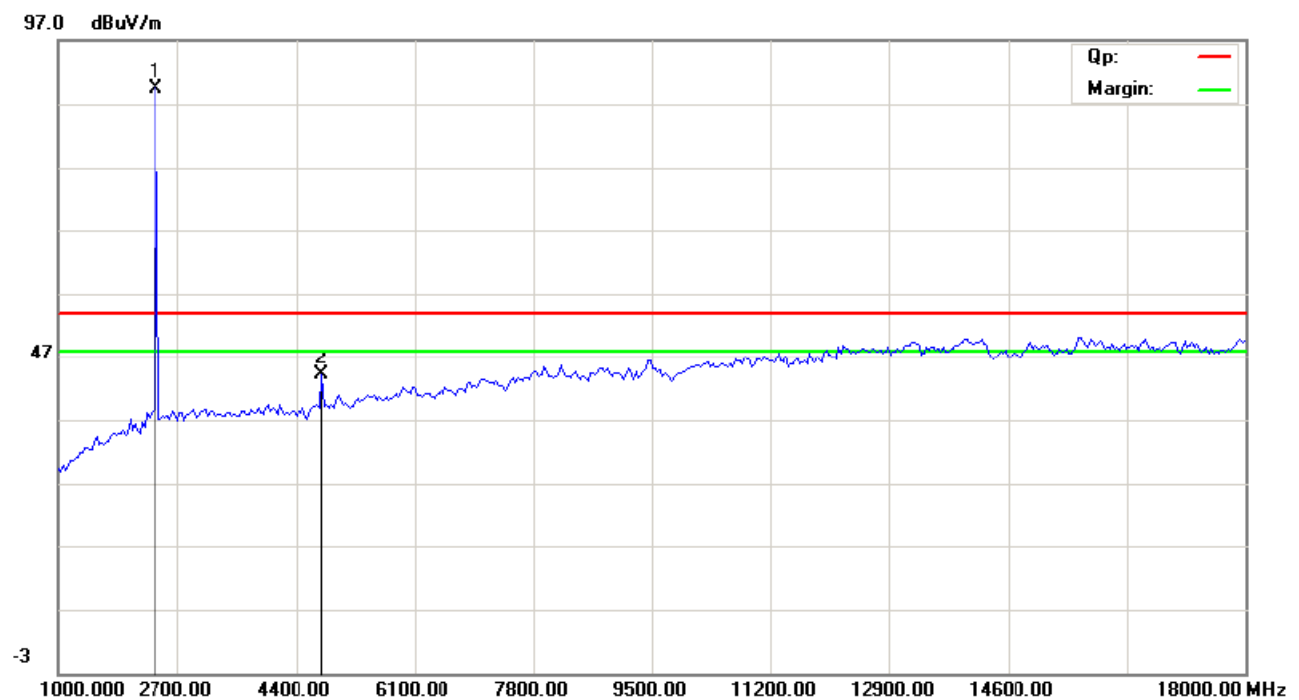


Please refer to the following test plots for details:

**Low Channel: Horizontal**



**Low Channel : Vertical**

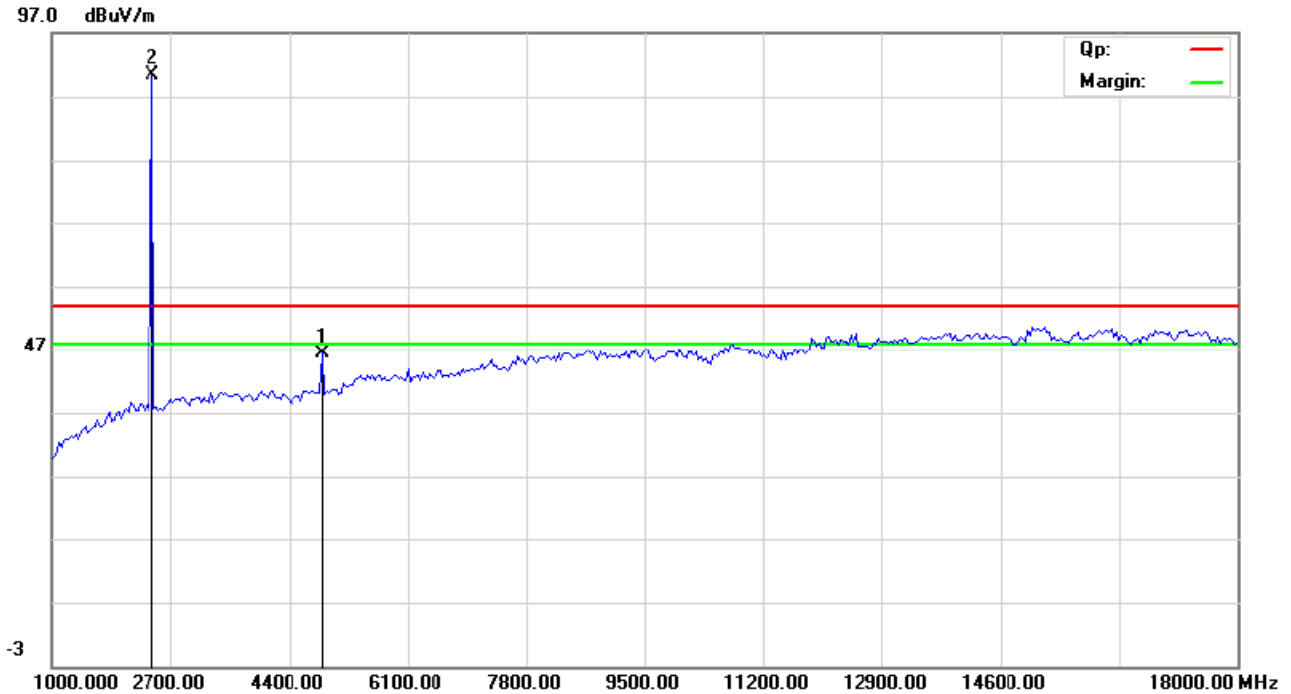


The report refers only to the sample tested and does not apply to the bulk.  
This report is issued in confidence to the client and it will be strictly treated as such by the Greatwall International Approval Co., Limited. It may not be reproduced rather in its entirety or in part and it may not be used for advertising. The client to whom the report is issued may, however, show or send it . or a certified copy there of prepared by the Greatwall International Approval Co., Limited to his customer. Supplier or others persons directly concerned. Greatwall International Approval Co., Limited will not, without the consent of the client enter into any discussion of correspondence with any third party concerning the contents of the report.  
In the event of the improper use of the report. The Greatwall International Approval Co., Limited reserves the rights to withdraw it and to adopt any other remedies which may be appropriate.

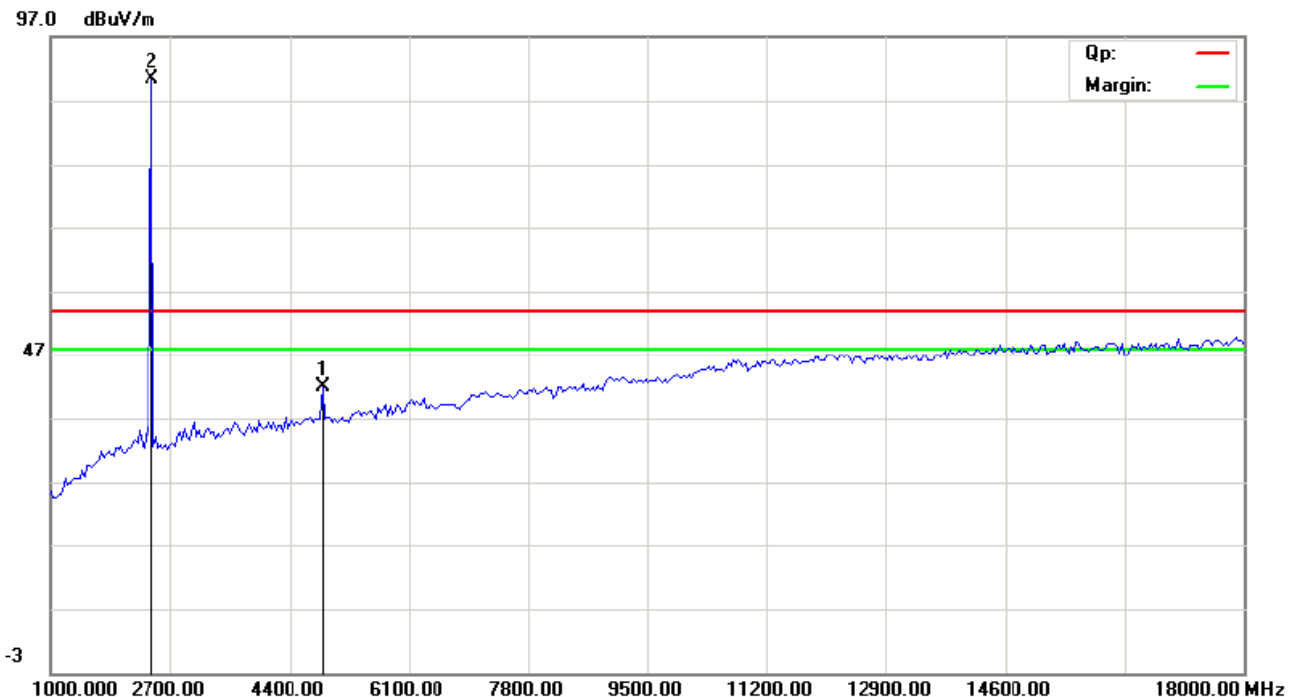




**Middle Channel : Horizontal**



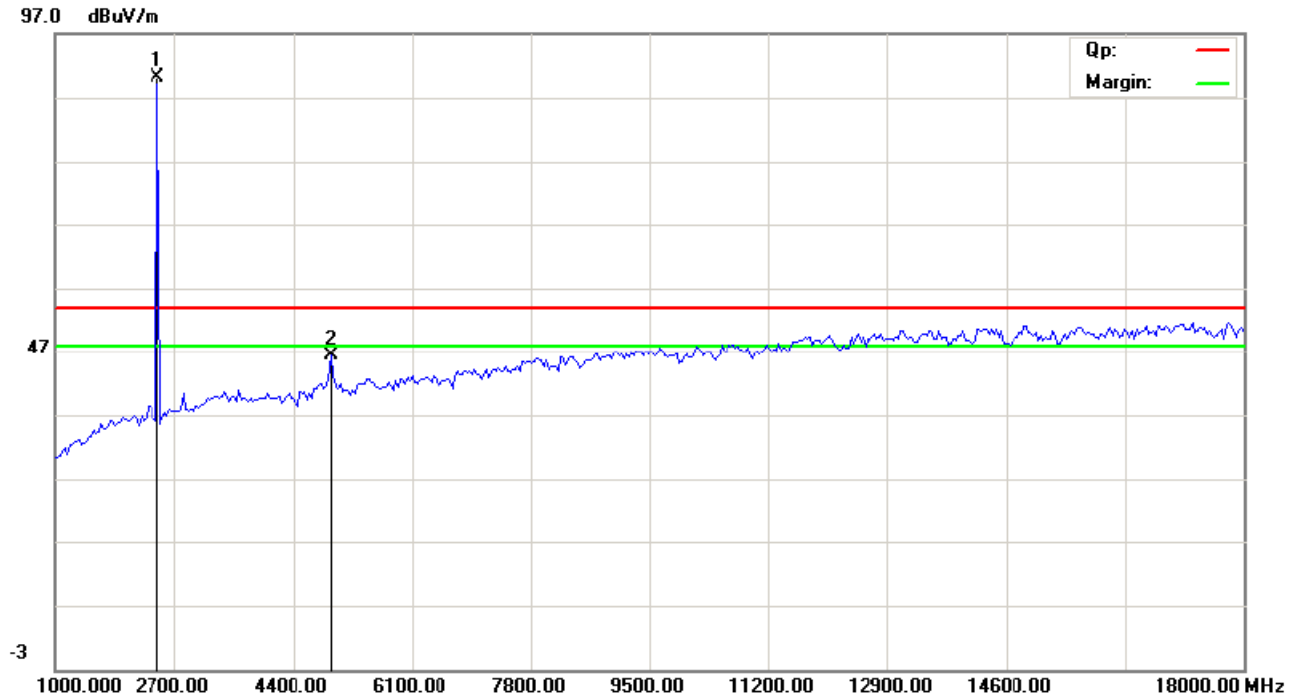
**Middle Channel :: Vertical**



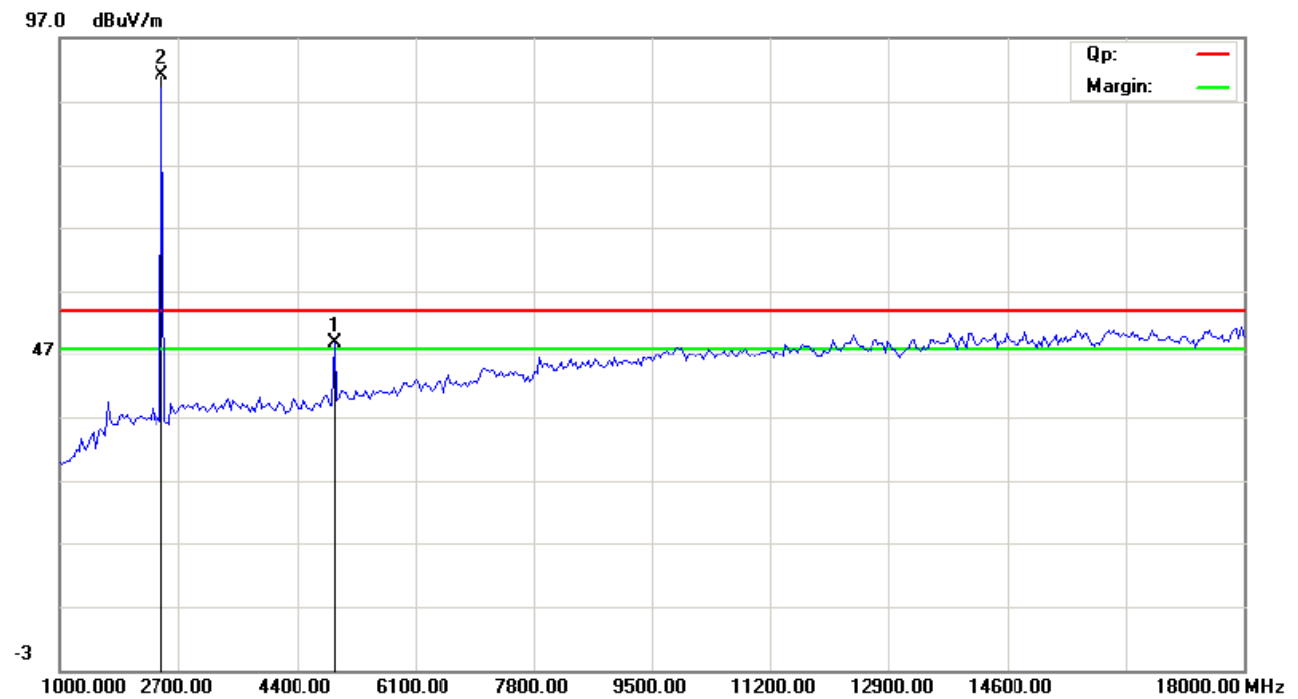
The report refers only to the sample tested and does not apply to the bulk.  
This report is issued in confidence to the client and it will be strictly treated as such by the Greatwall International Approval Co., Limited. It may not be reproduced rather in its entirety or in part and it may not be used for advertizing. The client to whom the report is issued may, however, show or send it . or a certified copy there of prepared by the Greatwall International Approval Co., Limited to his customer. Supplier or others persons directly concerned. Greatwall International Approval Co., Limited will not, without the consent of the client enter into any discussion of correspondence with any third party concerning the contents of the report.  
In the event of the improper use of the report. The Greatwall International Approval Co., Limited reserves the rights to withdraw it and to adopt any other remedies which may be appropriate.



### High Channel : Horizontal



### High Channel : Vertical



**Note: For the radiated emissions from 18GHz-25GHz, it is the floor noise that meets the requirement of FCC rule.**

The report refers only to the sample tested and does not apply to the bulk.  
This report is issued in confidence to the client and it will be strictly treated as such by the Greatwall International Approval Co., Limited. It may not be reproduced rather in its entirety or in part and it may not be used for advertising. The client to whom the report is issued may, however, show or send it . or a certified copy there of prepared by the Greatwall International Approval Co., Limited to his customer. Supplier or others persons directly concerned. Greatwall International Approval Co., Limited will not, without the consent of the client enter into any discussion of correspondence with any third party concerning the contents of the report.  
In the event of the improper use of the report. The Greatwall International Approval Co., Limited reserves the rights to withdraw it and to adopt any other remedies which may be appropriate.



## 7.0 20dB Bandwidth Measurement

### 7.1 Regulation

According to §15.247(b)(1), for frequency hopping systems operating in the 2400-2483.5 MHz band employing at least 75 non-overlapping hopping channels, and all frequency hopping systems in the 5725-5850 MHz band: 1 watt. For all other frequency hopping systems in the 2400-2483.5 MHz band: 0.125 watts. According to §15.247(b)(4), the conducted output power limit specified in paragraph (b) of this section is based on the use of antennas with directional gains that do not exceed 6 dBi. Except as shown in paragraph (c) of this section, if transmitting antennas of directional gain greater than 6 dBi are used, the conducted output power from the intentional radiator shall be reduced below the stated values in paragraphs (b)(1), (b)(2), and (b)(3) of this section, as appropriate, by the amount in dB that the directional gain of the antenna exceeds 6 dBi.

### 7.2 Limits of 20dB Bandwidth Measurement

N/A

### 7.3 Test Procedure.

1. Check the calibration of the measuring instrument (spectrum analyzer) using either an internal calibrator or a known signal from an external generator.
2. Set the spectrum analyzer as follows: Span = approximately 5 times the 20 dB bandwidth, centered on a hopping channel RBW > the 20 dB bandwidth of the emission being measured VBW ≥ RBW Sweep = auto Detector function = peak Trace = max hold
3. Measure the highest amplitude appearing on spectral display and record the level to calculate results. 6. Repeat above procedures until all frequencies measured were complete.

### 7.4 Test Result: (BDR MODE)

EUT	ClickStik™ Bluetooth Remote		Model	DVA006
Mode	Keep Transmitting		Input Voltage	DC3.7V
Temperature	24 deg. C,		Humidity	56% RH
Channel	Channel Frequency (MHz)	20 dB Bandwidth (kHz)	Maximum Limit (kHz)	Pass/ Fail
Low	2402	1110	--	Pass
Middle	2441	1098	--	Pass
High	2480	1098	--	Pass

The report refers only to the sample tested and does not apply to the bulk.  
 This report is issued in confidence to the client and it will be strictly treated as such by the Greatwall International Approval Co., Limited. It may not be reproduced rather in its entirety or in part and it may not be used for advertising. The client to whom the report is issued may, however, show or send it . or a certified copy there of prepared by the Greatwall International Approval Co., Limited to his customer. Supplier or others persons directly concerned. Greatwall International Approval Co., Limited will not, without the consent of the client enter into any discussion of correspondence with any third party concerning the contents of the report.  
 In the event of the improper use of the report. The Greatwall International Approval Co., Limited reserves the rights to withdraw it and to adopt any other remedies which may be appropriate.



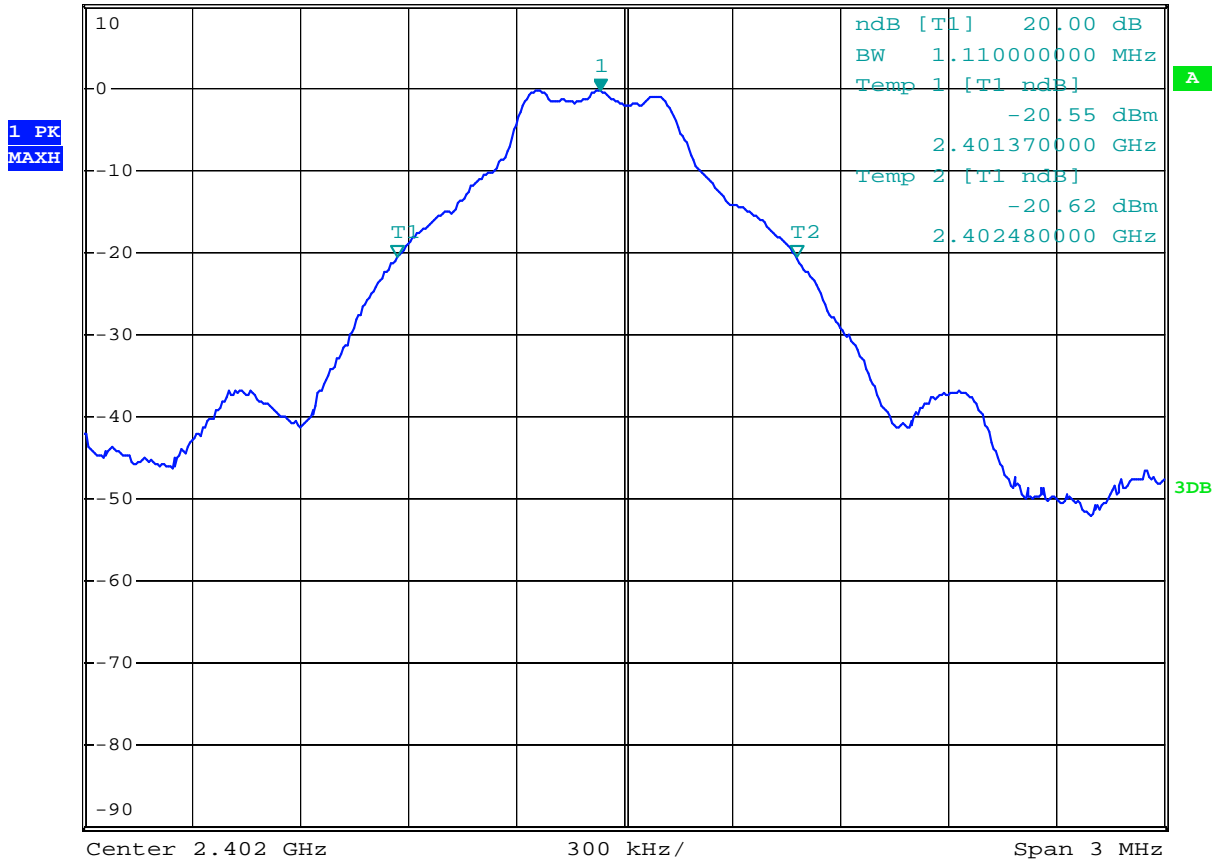
Test Figure: (BDR MODE)

**1. Condition: Low Channel**



**MARKER 1**  
 2.401934 GHz  
 Ref 10 dBm \*Att 20 dB

\*RBW 100 kHz Marker 1 [T1 ]  
 \*VBW 100 kHz -0.47 dBm  
 SWT 2.5 ms 2.401934000 GHz



Date: 9.AUG.2012 15:28:46

The report refers only to the sample tested and does not apply to the bulk.  
 This report is issued in confidence to the client and it will be strictly treated as such by the Greatwall International Approval Co., Limited. It may not be reproduced rather in its entirety or in part and it may not be used for advertising. The client to whom the report is issued may, however, show or send it . or a certified copy there of prepared by the Greatwall International Approval Co., Limited to his customer. Supplier or others persons directly concerned. Greatwall International Approval Co., Limited will not, without the consent of the client enter into any discussion of correspondence with any third party concerning the contents of the report.  
 In the event of the improper use of the report. The Greatwall International Approval Co., Limited reserves the rights to withdraw it and to adopt any other remedies which may be appropriate.



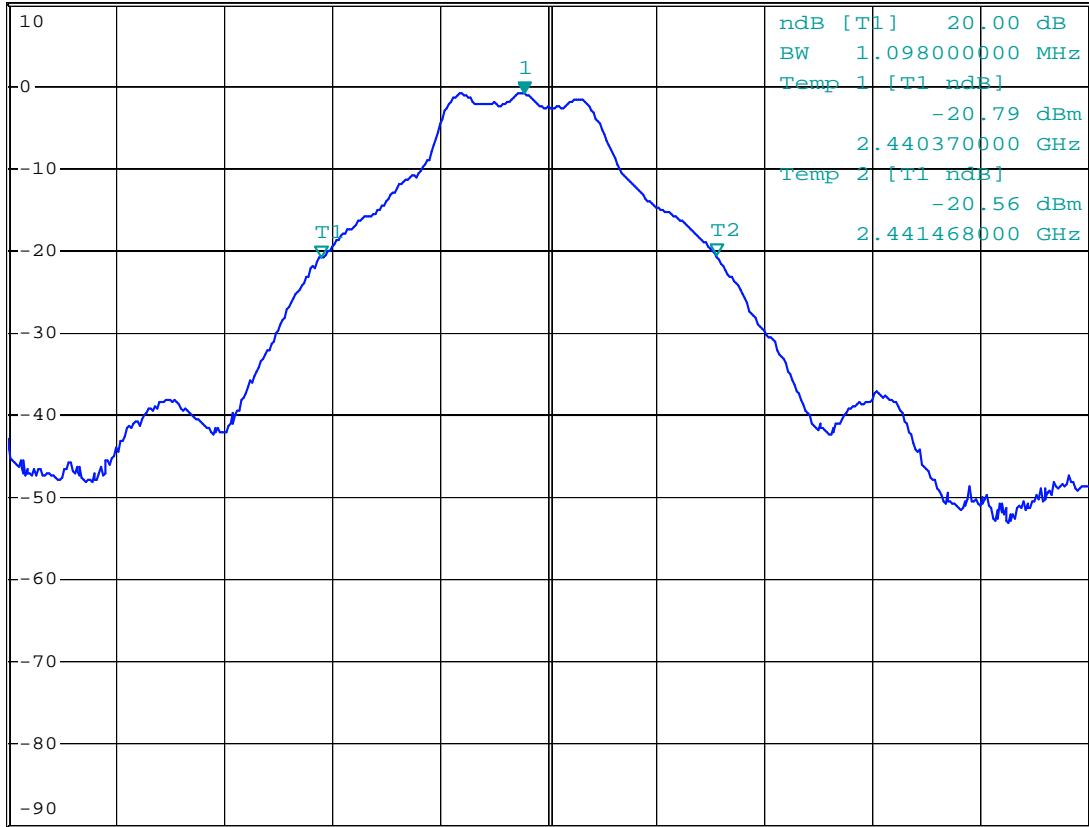
**2. Condition: Middle Channel**



**MARKER 1**  
 2.440934 GHz  
 Ref 10 dBm \* Att 20 dB

\* RBW 100 kHz Marker 1 [T1 ]  
 \* VBW 100 kHz -0.79 dBm  
 SWT 2.5 ms 2.440934000 GHz

1 PK  
 MAXH



Center 2.441 GHz 300 kHz/ Span 3 MHz

Date: 9.AUG.2012 15:29:50

The report refers only to the sample tested and does not apply to the bulk. This report is issued in confidence to the client and it will be strictly treated as such by the Greatwall International Approval Co., Limited. It may not be reproduced rather in its entirety or in part and it may not be used for advertising. The client to whom the report is issued may, however, show or send it or a certified copy thereof prepared by the Greatwall International Approval Co., Limited to his customer. Supplier or others persons directly concerned. Greatwall International Approval Co., Limited will not, without the consent of the client enter into any discussion of correspondence with any third party concerning the contents of the report. In the event of the improper use of the report. The Greatwall International Approval Co., Limited reserves the rights to withdraw it and to adopt any other remedies which may be appropriate.



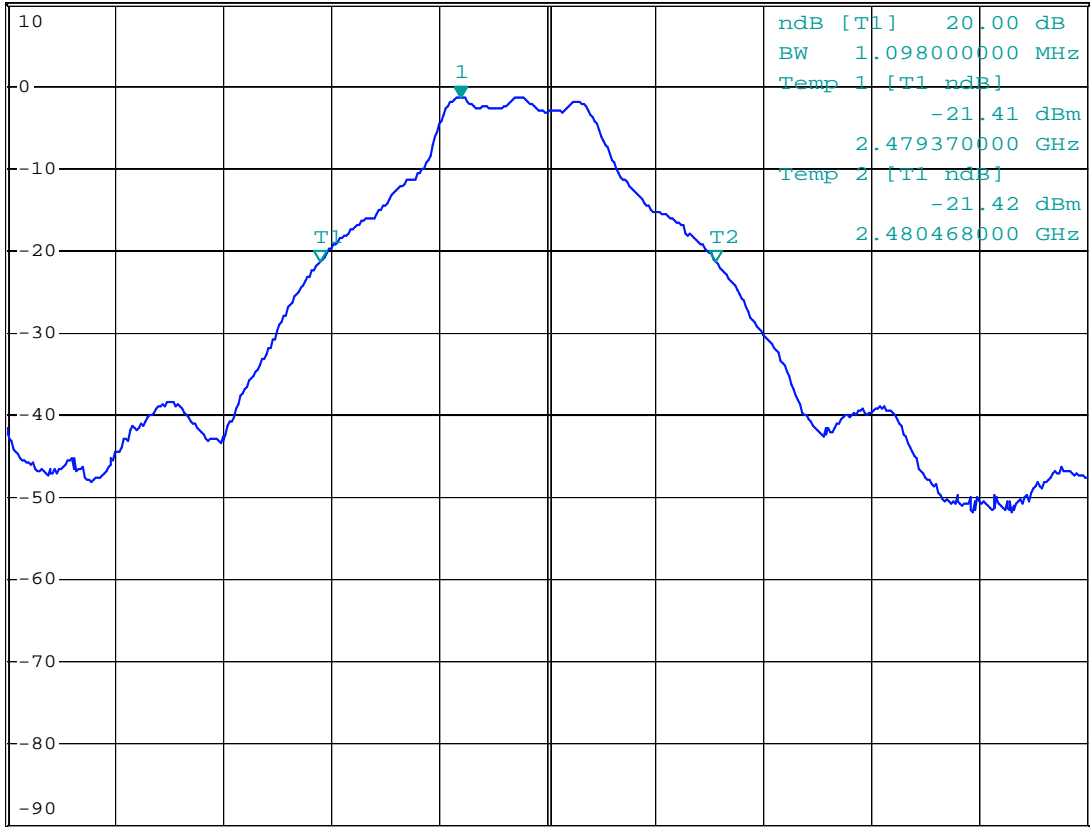
3. High Channel



**MARKER 1**  
 2.47976 GHz  
 Ref 10 dBm \* Att 20 dB

\* RBW 100 kHz Marker 1 [T1 ]  
 \* VBW 100 kHz -1.46 dBm  
 SWT 2.5 ms 2.479760000 GHz

1 PK  
 MAXH



Center 2.48 GHz 300 kHz/ Span 3 MHz

Date: 9.AUG.2012 15:30:45

The report refers only to the sample tested and does not apply to the bulk.  
 This report is issued in confidence to the client and it will be strictly treated as such by the Greatwall International Approval Co., Limited. It may not be reproduced rather in its entirety or in part and it may not be used for adverting. The client to whom the report is issued may, however, show or send it . or a certified copy there of prepared by the Greatwall International Approval Co., Limited to his customer. Supplier or others persons directly concerned. Greatwall International Approval Co., Limited will not, without the consent of the client enter into any discussion of correspondence with any third party concerning the contents of the report.  
 In the event of the improper use of the report. The Greatwall International Approval Co., Limited reserves the rights to withdraw it and to adopt any other remedies which may be appropriate.



**7.5 Test Result: (EDR MODE)**

EUT	ClickStik™ Bluetooth Remote	Model	DVA006	
Mode	Keep Transmitting	Input Voltage	DC5V	
Temperature	24 deg. C,	Humidity	56% RH	
Channel	Channel Frequency (MHz)	20 dB Bandwidth (KHz)	Maximum Limit (kHz)	Pass/ Fail
Low	2402	1380	--	Pass
Middle	2441	1390	--	Pass
High	2480	1380	--	Pass

The report refers only to the sample tested and does not apply to the bulk.  
 This report is issued in confidence to the client and it will be strictly treated as such by the Greatwall International Approval Co., Limited. It may not be reproduced rather in its entirety or in part and it may not be used for adverting. The client to whom the report is issued may, however, show or send it . or a certified copy there of prepared by the Greatwall International Approval Co., Limited to his customer. Supplier or others persons directly concerned. Greatwall International Approval Co., Limited will not, without the consent of the client enter into any discussion of correspondence with any third party concerning the contents of the report.  
 In the event of the improper use of the report. The Greatwall International Approval Co., Limited reserves the rights to withdraw it and to adopt any other remedies which may be appropriate.



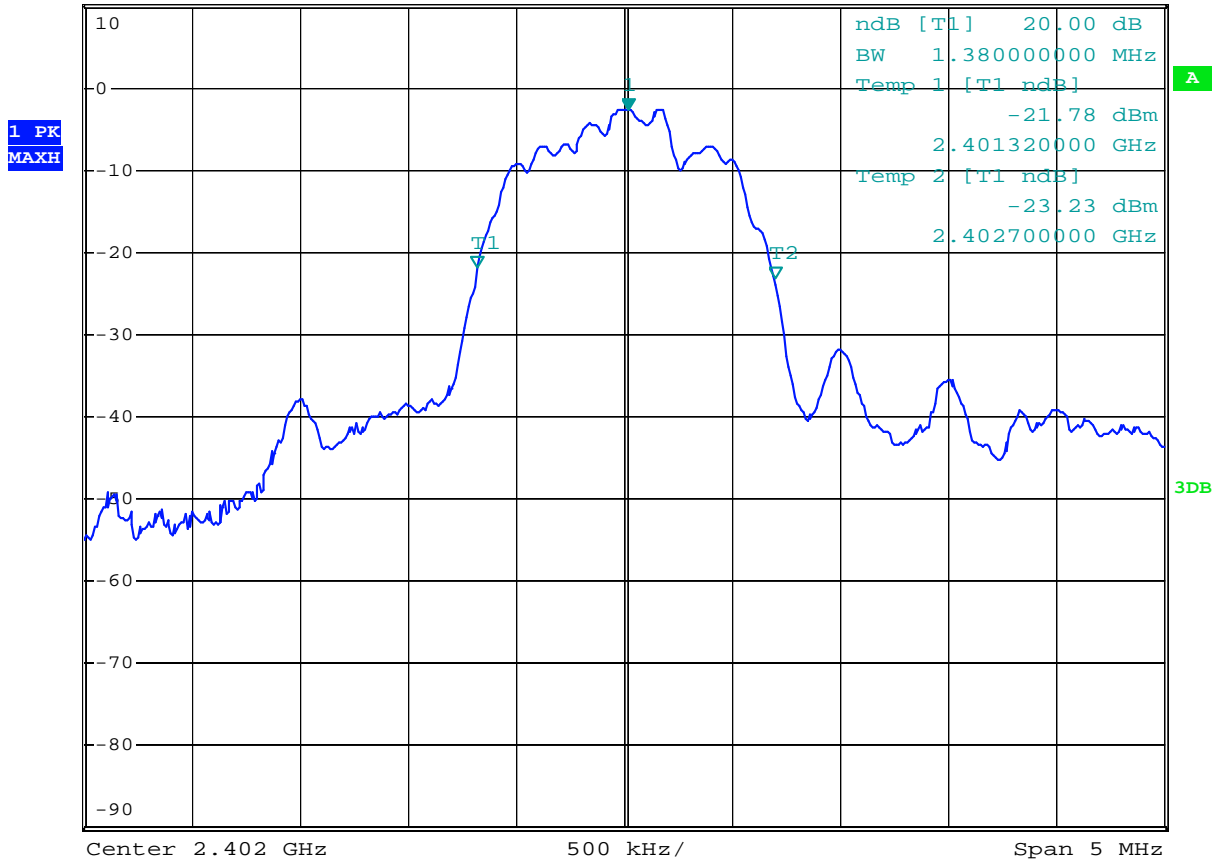
Test Figure: (EDR MODE)

**1. Condition: Low Channel**



**MARKER 1**  
 2.40202 GHz  
 Ref 10 dBm \*Att 20 dB

\*RBW 100 kHz Marker 1 [T1 ]  
 \*VBW 100 kHz -2.69 dBm  
 SWT 2.5 ms 2.402020000 GHz



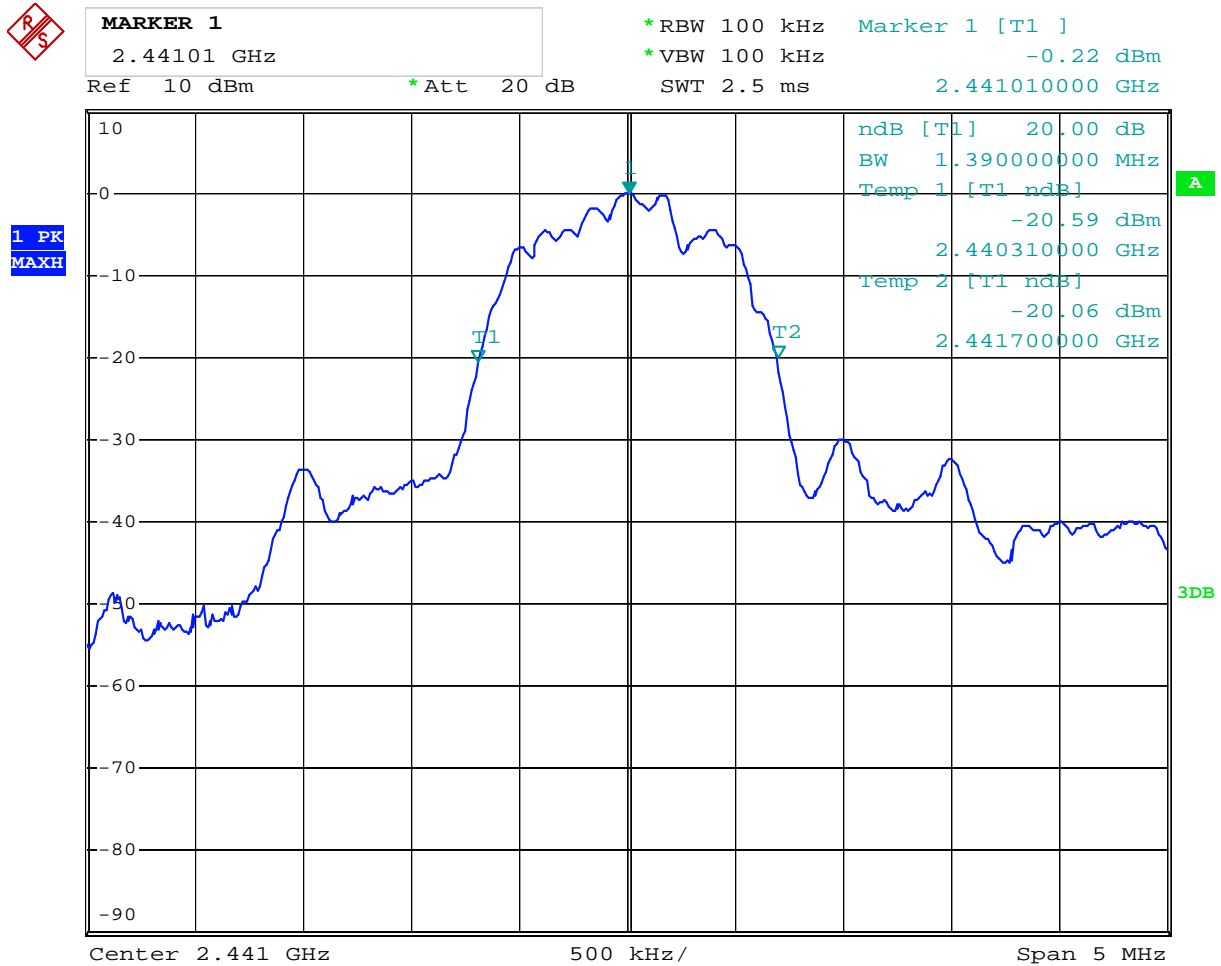
Date: 12.AUG.2012 18:33:58

The report refers only to the sample tested and does not apply to the bulk.  
 This report is issued in confidence to the client and it will be strictly treated as such by the Greatwall International Approval Co., Limited. It may not be reproduced rather in its entirety or in part and it may not be used for advertizing. The client to whom the report is issued may, however, show or send it . or a certified copy there of prepared by the Greatwall International Approval Co., Limited to his customer. Supplier or others persons directly concerned. Greatwall International Approval Co., Limited will not, without the consent of the client enter into any discussion of correspondence with any third party concerning the contents of the report.  
 In the event of the improper use of the report. The Greatwall International Approval Co., Limited reserves the rights to withdraw it and to adopt any other remedies which may be appropriate.





**2. Condition: Middle Channel**



Date: 12.AUG.2012 18:32:49

The report refers only to the sample tested and does not apply to the bulk.  
 This report is issued in confidence to the client and it will be strictly treated as such by the Greatwall International Approval Co., Limited. It may not be reproduced rather in its entirety or in part and it may not be used for adverting. The client to whom the report is issued may, however, show or send it . or a certified copy there of prepared by the Greatwall International Approval Co., Limited to his customer. Supplier or others persons directly concerned. Greatwall International Approval Co., Limited will not, without the consent of the client enter into any discussion of correspondence with any third party concerning the contents of the report.  
 In the event of the improper use of the report. The Greatwall International Approval Co., Limited reserves the rights to withdraw it and to adopt any other remedies which may be appropriate.



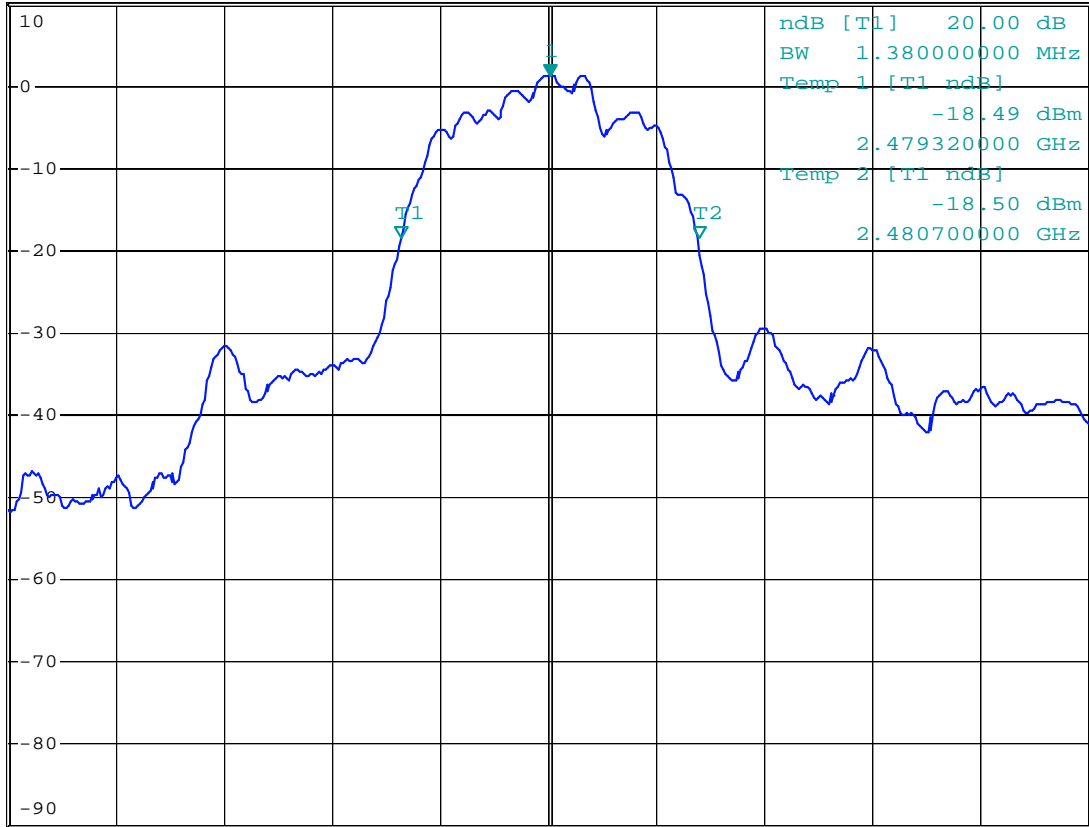
### 3. High Channel



**MARKER 1**  
 2.48001 GHz  
 Ref 10 dBm \* Att 20 dB

\* RBW 100 kHz Marker 1 [T1 ]  
 \* VBW 100 kHz 1.18 dBm  
 SWT 2.5 ms 2.480010000 GHz

1 PK  
 MAXH



3DB

Center 2.48 GHz 500 kHz/ Span 5 MHz

Date: 12.AUG.2012 18:31:41

The report refers only to the sample tested and does not apply to the bulk.  
 This report is issued in confidence to the client and it will be strictly treated as such by the Greatwall International Approval Co., Limited. It may not be reproduced rather in its entirety or in part and it may not be used for adverting. The client to whom the report is issued may, however, show or send it . or a certified copy there of prepared by the Greatwall International Approval Co., Limited to his customer. Supplier or others persons directly concerned. Greatwall International Approval Co., Limited will not, without the consent of the client enter into any discussion of correspondence with any third party concerning the contents of the report.  
 In the event of the improper use of the report. The Greatwall International Approval Co., Limited reserves the rights to withdraw it and to adopt any other remedies which may be appropriate.



## **8. Maximum Peak Output Power**

### **8.1 Regulation**

According to §15.247(b)(1), for frequency hopping systems operating in the 2400-2483.5 MHz band employing at least 75 non-overlapping hopping channels, and all frequency hopping systems in the 5725-5850 MHz band: 1 watt. For all other frequency hopping systems in the 2400-2483.5MHz band:0.125 watts. According to §15.247(b)(4), the conducted output power limit specified in paragraph (b) of this section is based on the use of antennas with directional gains that do not exceed 6 dBi. Except as shown in paragraph (c) of this section, if transmitting antennas of directional gain greater than 6 dBi are used, the conducted output power from the intentional radiator shall be reduced below the stated values in paragraphs (b)(1), (b)(2), and (b)(3) of this section, as appropriate, by the amount in dB that the directional gain of the antenna exceeds 6 dBi.

### **8.2 Limits of Maximum Peak Output Power**

The Maximum Peak Output Power Measurement is 30dBm.

### **8.3 Test Procedure**

1. Check the calibration of the measuring instrument (spectrum analyzer) using either an internal calibrator or a known signal from an external generator.
2. Set the spectrum analyzer as follows: Span = approximately 5 times the 20 dB bandwidth, centered on a hopping channel; RBW > the 20 dB bandwidth of the emission being measured; VBW  $\geq$  RBW; Sweep = auto; Detector function = peak; Trace = max hold
3. Measure the highest amplitude appearing on spectral display and record the level to calculate results.
4. Repeat above procedures until all frequencies measured were complete.



**8.4 Test Results (BDR MODE)**

EUT	ClickStik™ Bluetooth Remote		Model	DVA006
Mode	Keep Transmitting		Input Voltage	DC3.7V
Temperature	24 deg. C,		Humidity	56% RH
Channel	Channel Frequency (MHz)	Peak Power Output (dBm)	Peak Power Limit (dBm)	Pass/ Fail
Low	2402	3.68	30	Pass
Middle	2441	3.22	30	Pass
High	2480	2.75	30	Pass

Note: 1. the result basic equation calculation as follow:

$$\text{Peak Power Output} = \text{Peak Power Reading} + \text{Cable loss} + \text{Attenuator}$$

**8.5 Test Results (EDR MODE)**

EUT	ClickStik™ Bluetooth Remote		Model	DVA006
Mode	Keep Transmitting		Input Voltage	DC3.7V
Temperature	24 deg. C,		Humidity	56% RH
Channel	Channel Frequency (MHz)	Peak Power Output (dBm)	Peak Power Limit (dBm)	Pass/ Fail
Low	2402	2.52	30	Pass
Middle	2441	2.78	30	Pass
High	2480	3.29	30	Pass

Note: 1. the result basic equation calculation as follow:

$$\text{Peak Power Output} = \text{Peak Power Reading} + \text{Cable loss} + \text{Attenuator}$$

The report refers only to the sample tested and does not apply to the bulk.  
 This report is issued in confidence to the client and it will be strictly treated as such by the Greatwall International Approval Co., Limited. It may not be reproduced rather in its entirety or in part and it may not be used for advertising. The client to whom the report is issued may, however, show or send it . or a certified copy there of prepared by the Greatwall International Approval Co., Limited to his customer. Supplier or others persons directly concerned. Greatwall International Approval Co., Limited will not, without the consent of the client enter into any discussion of correspondence with any third party concerning the contents of the report.  
 In the event of the improper use of the report. The Greatwall International Approval Co., Limited reserves the rights to withdraw it and to adopt any other remedies which may be appropriate.



## **9. Carrier Frequency Separation**

### **9.1 Regulation**

According to §15.247(a)(1), frequency hopping systems shall have hopping channel carrier frequencies separated by a minimum of 25 kHz or the 20 dB bandwidth of the hopping channel, whichever is greater. Alternatively, frequency hopping systems operating in the 2400-2483.5 MHz band may have hopping channel carrier frequencies that are separated by 25 kHz or two-thirds of the 20 dB bandwidth of the hopping channel, whichever is greater, provided the systems operate with an output power no greater than 125 mW.

### **9.2 Limits of Carrier Frequency Separation**

The Maximum Power Spectral Density Measurement is 25kHz or two-thirds of the 20dB bandwidth of the hopping Channel which is great.

### **9.3 Test Procedure**

1. Check the calibration of the measuring instrument using either an internal calibrator or a known signal from an external generator.
2. Set the spectrum analyzer as follows: Span = wide enough to capture the peaks of two adjacent channels: Resolution (or IF) Bandwidth (RBW)  $\geq$  1% of the span; Video (or Average) Bandwidth (VBW)  $\geq$  RBW; Sweep = auto; Detector function = peak; Trace = max hold
3. Measure the separation between the peaks of the adjacent channels using the marker-delta function.
4. Repeat above procedures until all frequencies measured were complete.



**9.4 Test Result (BDR MODE)**

EUT	ClickStik™ Bluetooth Remote		Model	DVA006
Mode	Keep Transmitting		Input Voltage	DC3.7V
Temperature	24 deg. C,		Humidity	56% RH
Channel	Channel Frequency (MHz)	Carrier Frequency Separation	Limit	Pass/ Fail
Middle	2441	1000kHz	≥ 25 kHz or two-thirds of 20 dB bandwidth	Pass

The report refers only to the sample tested and does not apply to the bulk.  
 This report is issued in confidence to the client and it will be strictly treated as such by the Greatwall International Approval Co., Limited. It may not be reproduced rather in its entirety or in part and it may not be used for advertizing. The client to whom the report is issued may, however, show or send it . or a certified copy there of prepared by the Greatwall International Approval Co., Limited to his customer. Supplier or others persons directly concerned. Greatwall International Approval Co., Limited will not, without the consent of the client enter into any discussion of correspondence with any third party concerning the contents of the report.  
 In the event of the improper use of the report. The Greatwall International Approval Co., Limited reserves the rights to withdraw it and to adopt any other remedies which may be appropriate.



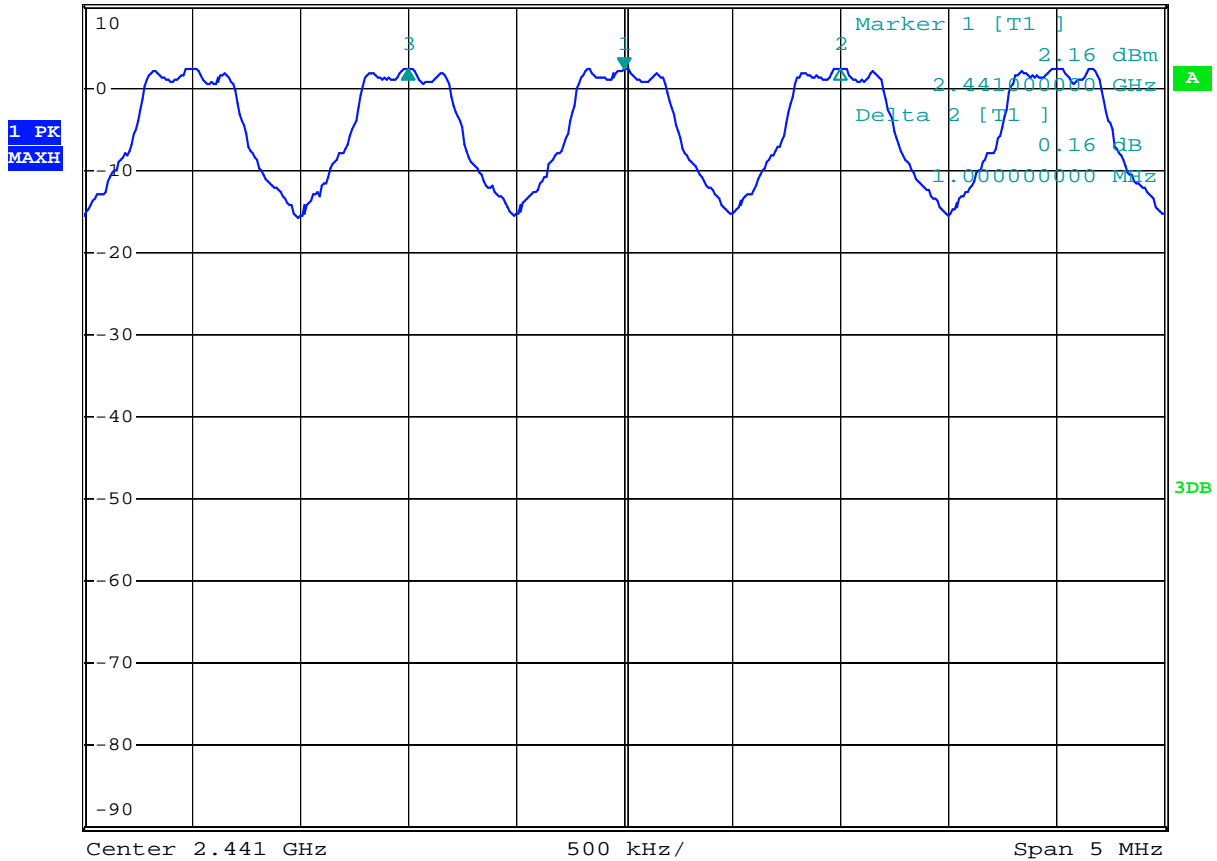
### Test Plots (BDR MODE)

Middle Channel



**DELTA MARKER 3**  
-1 MHz  
Ref 10 dBm \*Att 20 dB

\*RBW 100 kHz Delta 3 [T1 ]  
\*VBW 100 kHz 0.09 dB  
SWT 2.5 ms -1.000000000 MHz



Date: 13.AUG.2012 08:44:19

The report refers only to the sample tested and does not apply to the bulk.  
This report is issued in confidence to the client and it will be strictly treated as such by the Greatwall International Approval Co., Limited. It may not be reproduced rather in its entirety or in part and it may not be used for advertizing. The client to whom the report is issued may, however, show or send it . or a certified copy there of prepared by the Greatwall International Approval Co., Limited to his customer. Supplier or others persons directly concerned. Greatwall International Approval Co., Limited will not, without the consent of the client enter into any discussion of correspondence with any third party concerning the contents of the report.  
In the event of the improper use of the report. The Greatwall International Approval Co., Limited reserves the rights to withdraw it and to adopt any other remedies which may be appropriate.

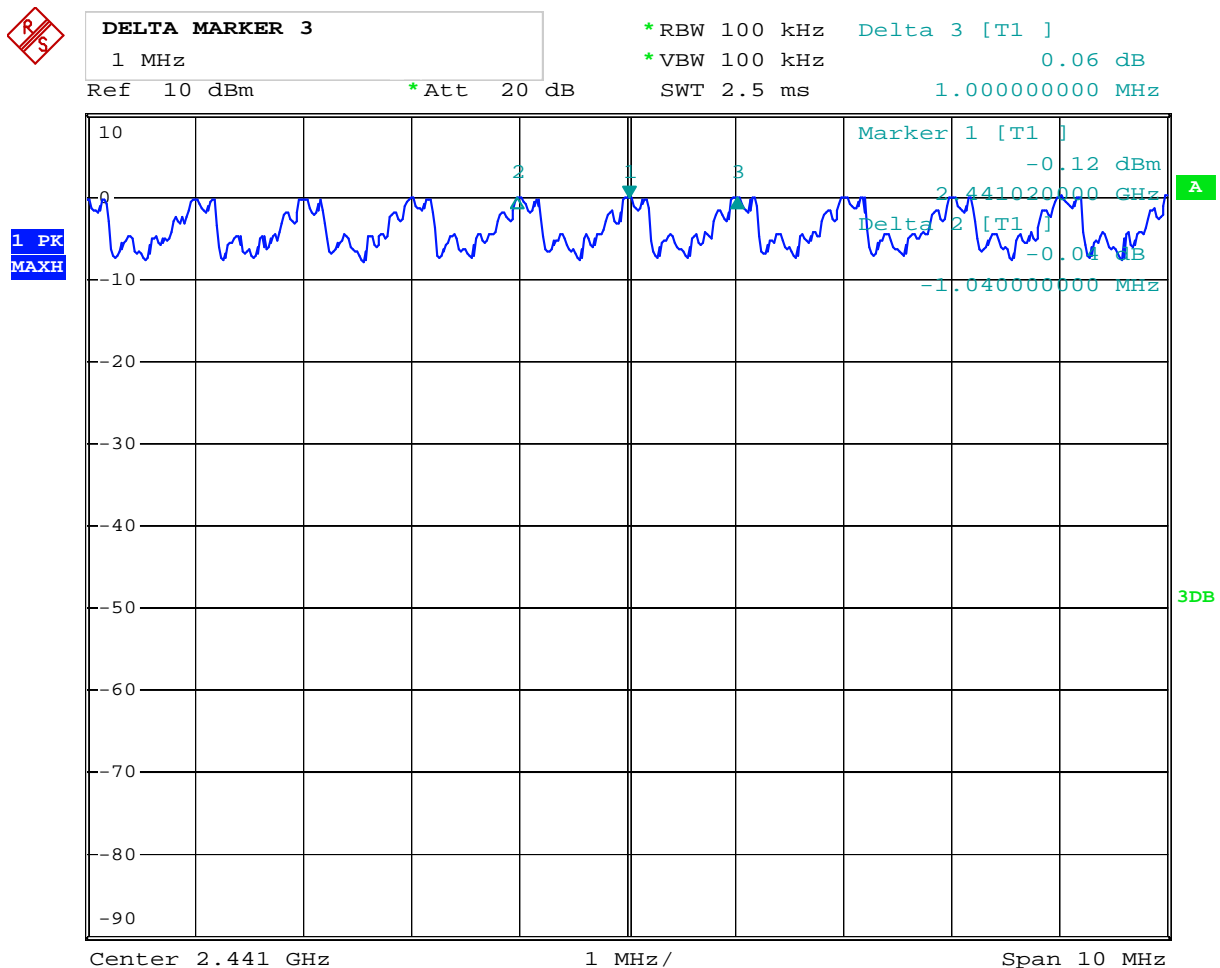


**9.5 Test Result (EDR MODE)**

EUT	ClickStik™ Bluetooth Remote		Model	DVA006
Mode	Keep Transmitting		Input Voltage	DC3.7V
Temperature	24 deg. C,		Humidity	56% RH
Channel	Channel Frequency (MHz)	Carrier Frequency Separation	Limit	Pass/ Fail
Middle	2441	1000kHz	≥ 25 kHz or two-thirds of 20 dB bandwidth	Pass

**Test Plots (EDR MODE)**

Middle Channel



Date: 12.AUG.2012 18:42:08

The report refers only to the sample tested and does not apply to the bulk.  
 This report is issued in confidence to the client and it will be strictly treated as such by the Greatwall International Approval Co., Limited. It may not be reproduced rather in its entirety or in part and it may not be used for advertising. The client to whom the report is issued may, however, show or send it . or a certified copy there of prepared by the Greatwall International Approval Co., Limited to his customer. Supplier or others persons directly concerned. Greatwall International Approval Co., Limited will not, without the consent of the client enter into any discussion of correspondence with any third party concerning the contents of the report.  
 In the event of the improper use of the report. The Greatwall International Approval Co., Limited reserves the rights to withdraw it and to adopt any other remedies which may be appropriate.





## **10. Number of Hopping Channels**

### **10.1 Regulation**

According to §15.247(a)(1)(iii), frequency hopping systems in the 2400-2483.5 MHz band shall use at least 15 channels. The average time of occupancy on any channel shall not be greater than 0.4 seconds within a period of 0.4 seconds multiplied by the number of hopping channels employed. Frequency hopping systems may avoid or suppress transmissions on a particular hopping frequency provided that a minimum of 15 channels are used. According to §15.247(b)(1), for frequency hopping systems operating in the 2400-2483.5 MHz band employing at least 75 non-overlapping hopping channels, and all frequency hopping systems in the 5725-5850 MHz band: 1 watt. For all other frequency hopping systems in the 2400-2483.5 MHz band: 0.125 watts.

### **10.2 Limits of Number of Hopping Channels**

The frequency hopping systems in the 2400-2483.5MHz band shall use at least 15 channels.

### **10.3 Test Procedure**

1. Check the calibration of the measuring instrument using either an internal calibrator or a known signal from an external generator.
2. Set the spectrum analyzer as follows: Span = the frequency band of operation; RBW  $\geq$  1% of the span; VBW  $\geq$  RBW; Sweep = auto; Detector function = peak; Trace = max hold
3. Record the number of hopping channels.

The report refers only to the sample tested and does not apply to the bulk.

This report is issued in confidence to the client and it will be strictly treated as such by the Greatwall International Approval Co., Limited. It may not be reproduced rather in its entirety or in part and it may not be used for advertising. The client to whom the report is issued may, however, show or send it or a certified copy thereof prepared by the Greatwall International Approval Co., Limited to his customer. Supplier or other persons directly concerned. Greatwall International Approval Co., Limited will not, without the consent of the client enter into any discussion of correspondence with any third party concerning the contents of the report.

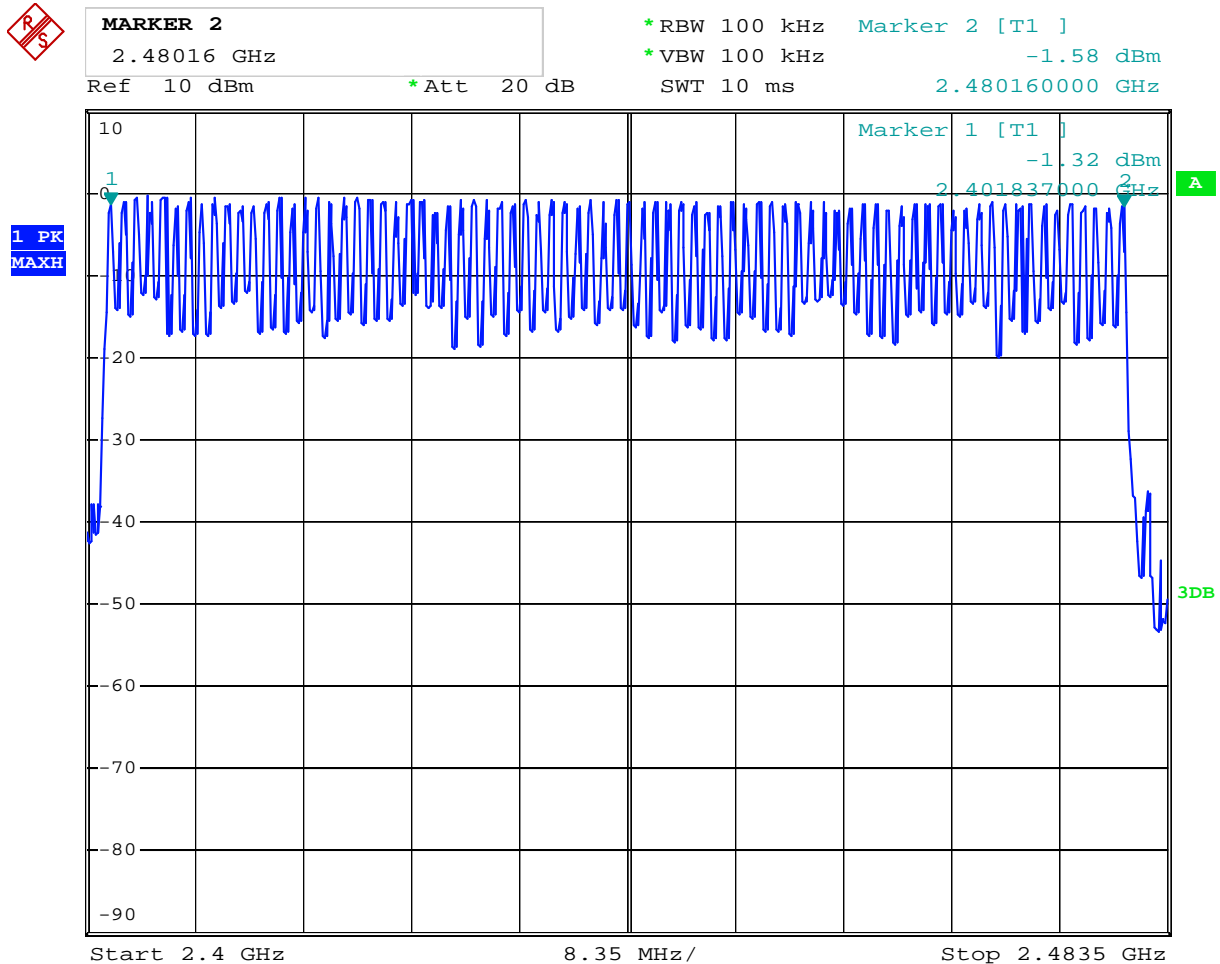
In the event of the improper use of the report. The Greatwall International Approval Co., Limited reserves the rights to withdraw it and to adopt any other remedies which may be appropriate.



**10.4 Test Result (BDR MODE)**

EUT	ClickStik™ Bluetooth Remote	Model	DVA006
Mode	Keep Transmitting	Input Voltage	DC3.7V
Temperature	24 deg. C,	Humidity	56% RH
Operating Frequency	Number of hopping channels	Limit	Pass/ Fail
2402-2480MHz	79	≥ 15	Pass

**Test Plot (BDR MODE)**



Date: 9.AUG.2012 15:33:01

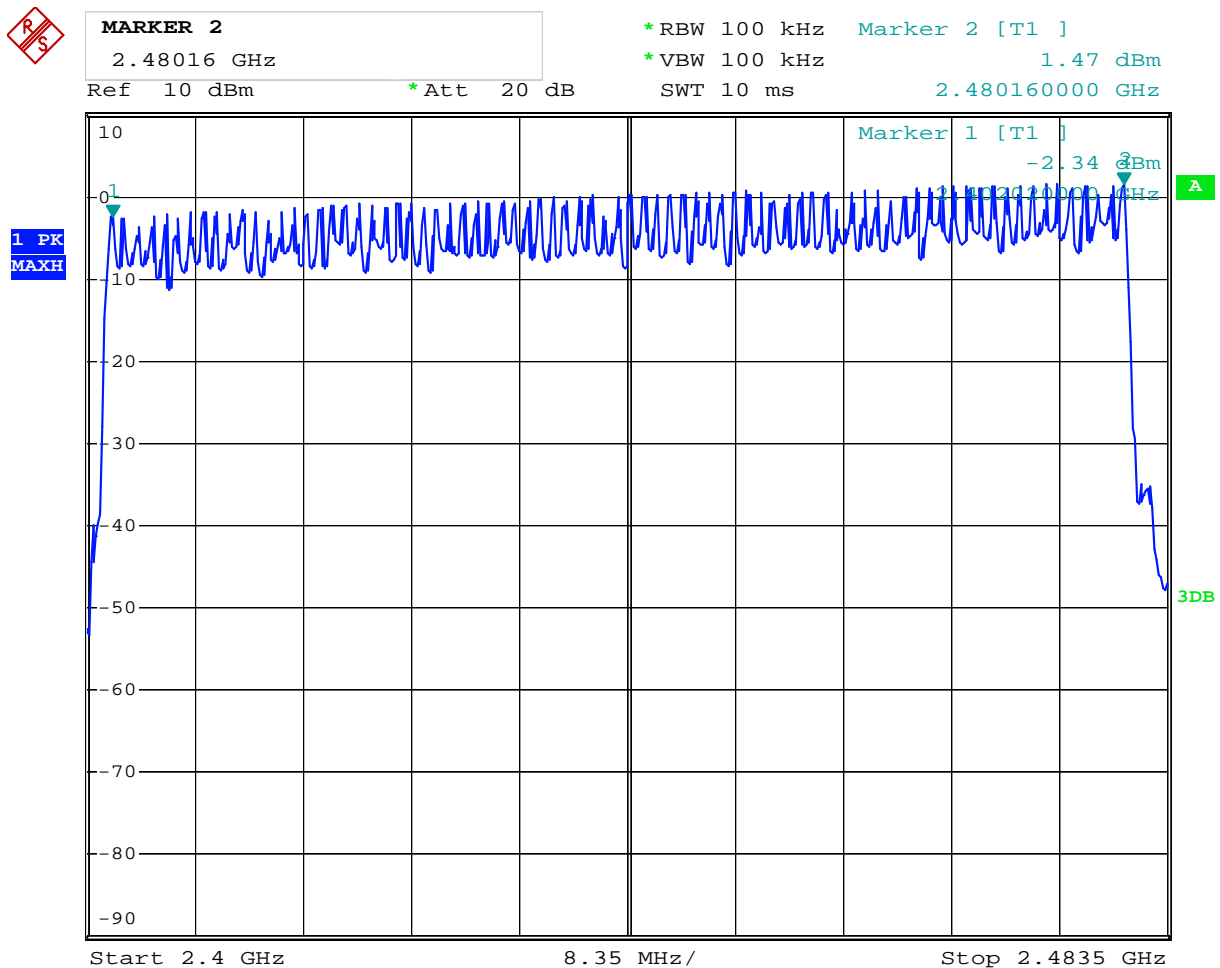
The report refers only to the sample tested and does not apply to the bulk.  
 This report is issued in confidence to the client and it will be strictly treated as such by the Greatwall International Approval Co., Limited. It may not be reproduced rather in its entirety or in part and it may not be used for advertising. The client to whom the report is issued may, however, show or send it . or a certified copy there of prepared by the Greatwall International Approval Co., Limited to his customer. Supplier or others persons directly concerned. Greatwall International Approval Co., Limited will not, without the consent of the client enter into any discussion of correspondence with any third party concerning the contents of the report.  
 In the event of the improper use of the report. The Greatwall International Approval Co., Limited reserves the rights to withdraw it and to adopt any other remedies which may be appropriate.



**10.5 Test Result (EDR MODE)**

EUT	ClickStik™ Bluetooth Remote	Model	DVA006
Mode	Keep Transmitting	Input Voltage	DC3.7V
Temperature	24 deg. C,	Humidity	56% RH
Operating Frequency	Number of hopping channels	Limit	Pass/ Fail
2402-2480MHz	79	≥ 15	Pass

**Test Plot (EDR MODE)**



Date: 12.AUG.2012 18:36:55

The report refers only to the sample tested and does not apply to the bulk.  
 This report is issued in confidence to the client and it will be strictly treated as such by the Greatwall International Approval Co., Limited. It may not be reproduced rather in its entirety or in part and it may not be used for advertising. The client to whom the report is issued may, however, show or send it or a certified copy thereof prepared by the Greatwall International Approval Co., Limited to his customer. Supplier or others persons directly concerned. Greatwall International Approval Co., Limited will not, without the consent of the client enter into any discussion of correspondence with any third party concerning the contents of the report.  
 In the event of the improper use of the report. The Greatwall International Approval Co., Limited reserves the rights to withdraw it and to adopt any other remedies which may be appropriate.



## **11. Time of Occupancy (Dwell Time)**

### **11.1 Regulation**

According to §15.247(a)(1)(iii), frequency hopping systems in the 2400-2483.5 MHz band shall use at least 15 channels. The average time of occupancy on any channel shall not be greater than 0.4 seconds within a period of 0.4 seconds multiplied by the number of hopping channels employed. Frequency hopping systems may avoid or suppress transmissions on a particular hopping frequency provided that a minimum of 15 channels are used.

### **11.2 Limits of Carrier Frequency Separation**

The average time of occupancy on any channel shall not be greater than 0.4 seconds within a period of 0.4 seconds multiplied by the number of hopping channels employed

### **11.3 Test Procedure**

1. Check the calibration of the measuring instrument using either an internal calibrator or a known signal from an external generator.
2. Set the spectrum analyzer as follows: Span = zero span, centered on a hopping channel; RBW = 1 MHz; VBW  $\geq$  RBW; Sweep = as necessary to capture the entire dwell time per hopping channel; Detector function = peak; Trace = max hold
3. Measure the dwell time using the marker-delta function.
4. Repeat above procedures until all frequencies measured were complete.
5. Repeat this test for different modes of operation (e.g., data rate, modulation format, etc.), if applicable.



#### 11.4 Test Result

##### BDR Mode

EUT	ClickStik™ Bluetooth Remote	Model	DVA006
Mode	Keeping Transmitting	Input Voltage	DC3.7V
Temperature	24 deg. C,	Humidity	56% RH
	Reading	Actual	Limit
	3.05ms	0.328s	0.4s

$$\text{Actual} = (0.4 \times 79 / 5) \times 3.05 \times 17 = 328\text{ms}$$

**Note: DH5 is the worse case.**

The report refers only to the sample tested and does not apply to the bulk.  
This report is issued in confidence to the client and it will be strictly treated as such by the Greatwall International Approval Co., Limited. It may not be reproduced rather in its entirety or in part and it may not be used for adverting. The client to whom the report is issued may, however, show or send it . or a certified copy there of prepared by the Greatwall International Approval Co., Limited to his customer. Supplier or others persons directly concerned. Greatwall International Approval Co., Limited will not, without the consent of the client enter into any discussion of correspondence with any third party concerning the contents of the report.  
In the event of the improper use of the report. The Greatwall International Approval Co., Limited reserves the rights to withdraw it and to adopt any other remedies which may be appropriate.

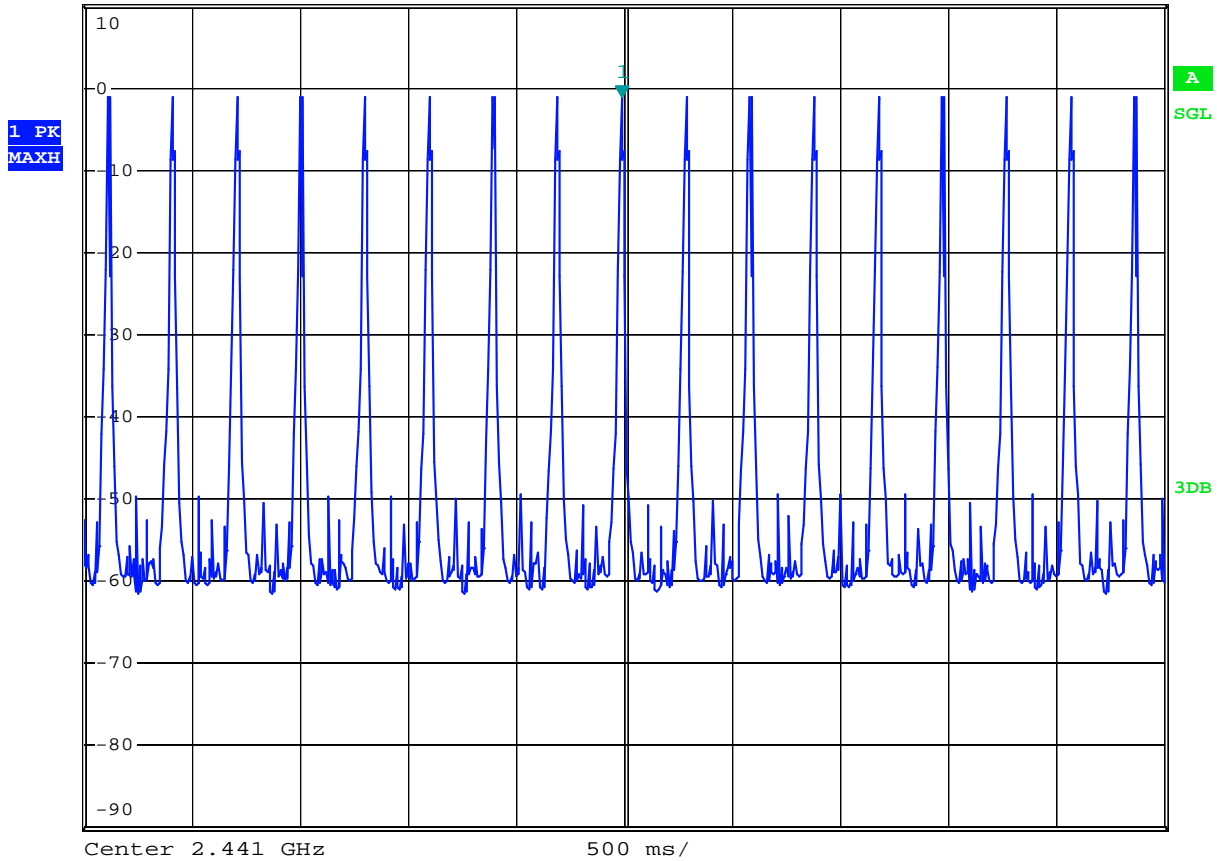


Test Plots:

DH5 (Hopping mode)



<b>MARKER 1</b>	RBW 1 MHz	Marker 1 [T1 ]
2.49 s	*VBW 1 MHz	-1.24 dBm
Ref 10 dBm	*Att 20 dB	SWT 5 s
		2.490000 s



Date: 9.AUG.2012 16:42:41

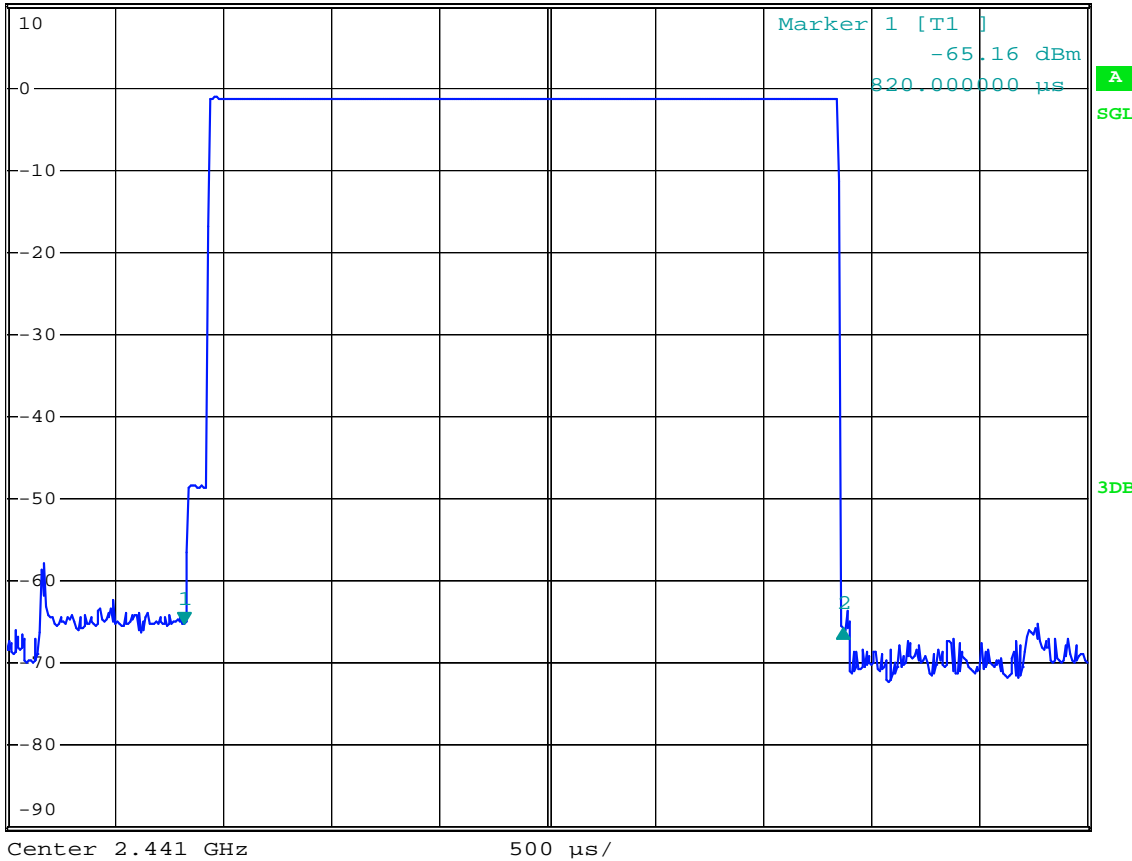
The report refers only to the sample tested and does not apply to the bulk.  
This report is issued in confidence to the client and it will be strictly treated as such by the Greatwall International Approval Co., Limited. It may not be reproduced rather in its entirety or in part and it may not be used for adverting. The client to whom the report is issued may, however, show or send it or a certified copy there of prepared by the Greatwall International Approval Co., Limited to his customer. Supplier or others persons directly concerned. Greatwall International Approval Co., Limited will not, without the consent of the client enter into any discussion of correspondence with any third party concerning the contents of the report.  
In the event of the improper use of the report. The Greatwall International Approval Co., Limited reserves the rights to withdraw it and to adopt any other remedies which may be appropriate.



**DELTA MARKER 2**  
 3.05 ms  
 Ref 10 dBm \*Att 20 dB

RBW 1 MHz Delta 2 [T1 ]  
 \*VBW 1 MHz -0.47 dB  
 SWT 5 ms 3.050000 ms

1 PK  
 MAXH



Date: 9.AUG.2012 16:43:52

The report refers only to the sample tested and does not apply to the bulk.  
 This report is issued in confidence to the client and it will be strictly treated as such by the Greatwall International Approval Co., Limited. It may not be reproduced rather in its entirety or in part and it may not be used for adverting. The client to whom the report is issued may, however, show or send it . or a certified copy there of prepared by the Greatwall International Approval Co., Limited to his customer. Supplier or others persons directly concerned. Greatwall International Approval Co., Limited will not, without the consent of the client enter into any discussion of correspondence with any third party concerning the contents of the report.  
 In the event of the improper use of the report. The Greatwall International Approval Co., Limited reserves the rights to withdraw it and to adopt any other remedies which may be appropriate.



**EDR Mode**

EUT	ClickStik™ Bluetooth Remote	Model	DVA006
Mode	Keeping Transmitting	Input Voltage	DC3.7V
Temperature	24 deg. C,	Humidity	56% RH
	Reading	Actual	Limit
	3.09ms	0.332s	0.4s

Actual =  $(0.4 \times 79 / 5) \times 3.09 \times 17 = 332\text{ms}$

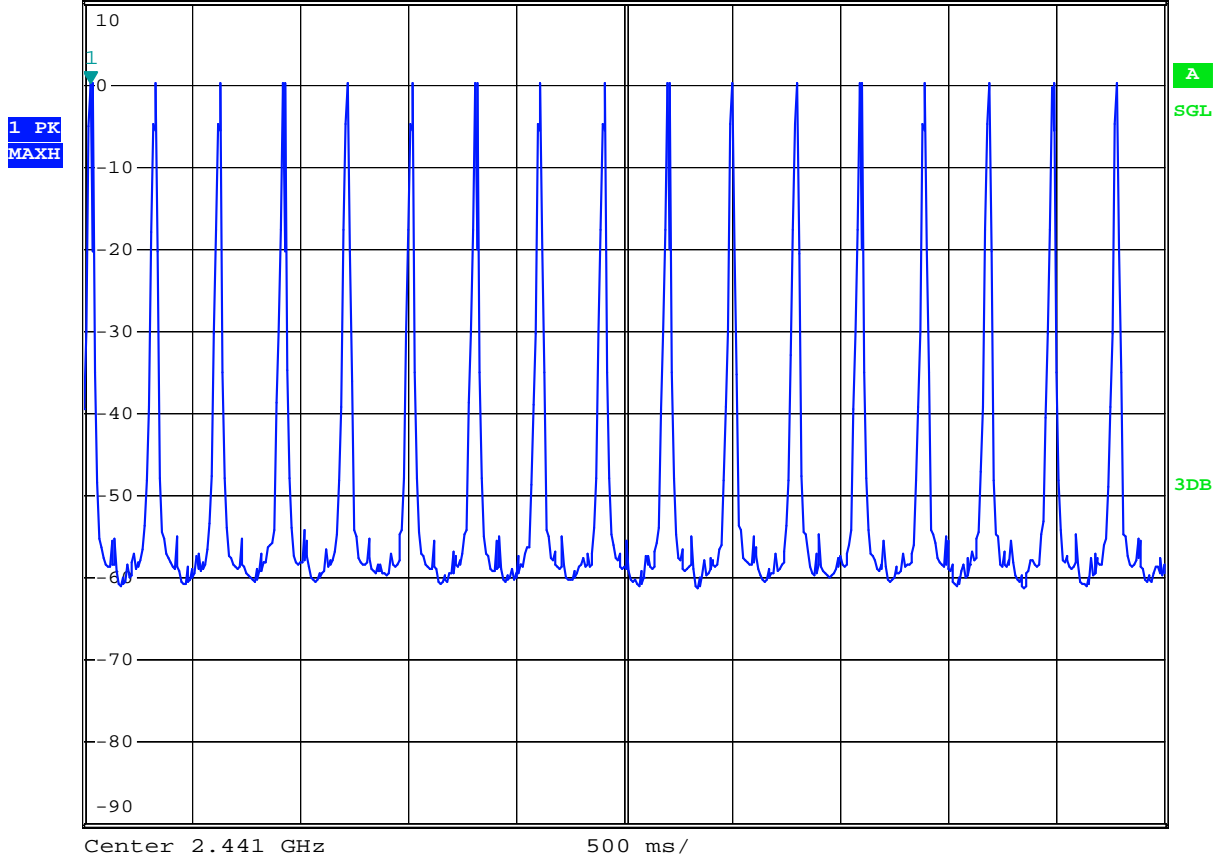
**Note: DH5 is the worse case.**

The report refers only to the sample tested and does not apply to the bulk.  
 This report is issued in confidence to the client and it will be strictly treated as such by the Greatwall International Approval Co., Limited. It may not be reproduced rather in its entirety or in part and it may not be used for adverting. The client to whom the report is issued may, however, show or send it . or a certified copy there of prepared by the Greatwall International Approval Co., Limited to his customer. Supplier or others persons directly concerned. Greatwall International Approval Co., Limited will not, without the consent of the client enter into any discussion of correspondence with any third party concerning the contents of the report.  
 In the event of the improper use of the report. The Greatwall International Approval Co., Limited reserves the rights to withdraw it and to adopt any other remedies which may be appropriate.





<b>MARKER 1</b>	RBW 1 MHz	Marker 1 [T1 ]
31.936 ms	*VBW 1 MHz	0.17 dBm
Ref 10 dBm	*Att 20 dB	SWT 5 s
		31.936000 ms



Date: 12.AUG.2012 18:50:09

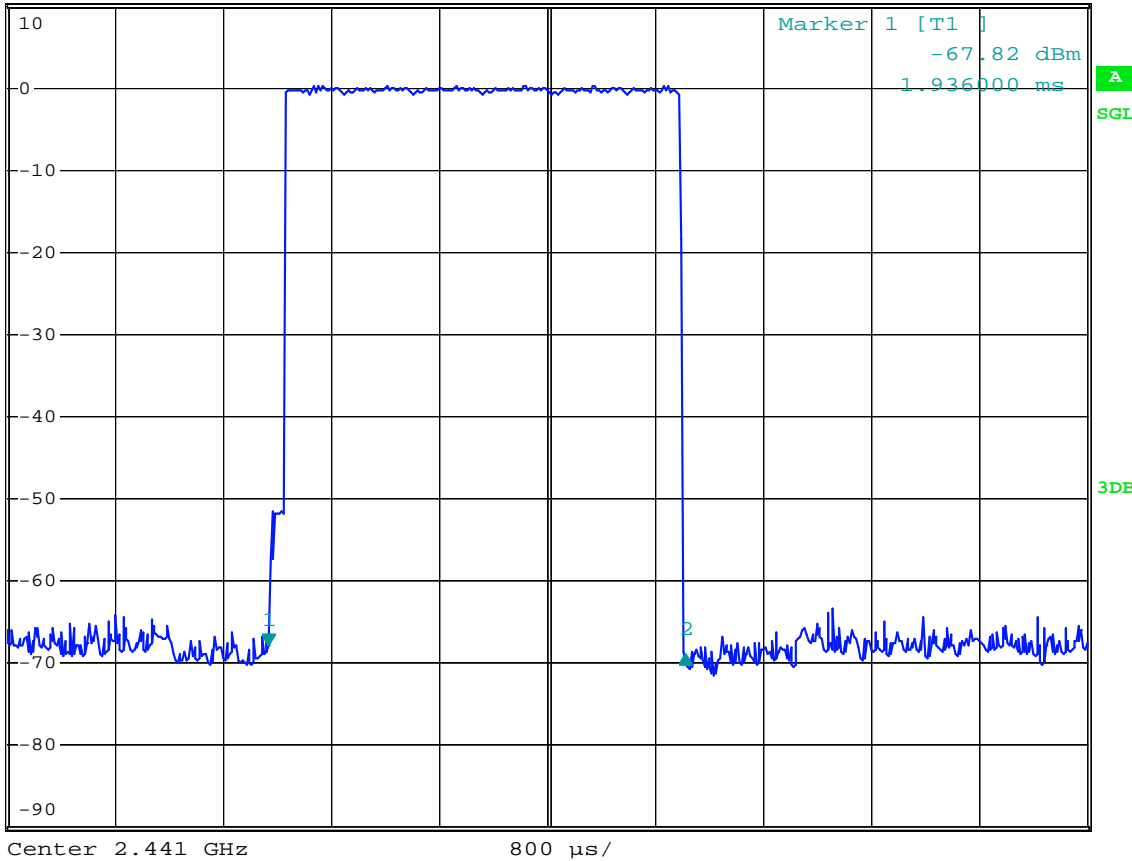
The report refers only to the sample tested and does not apply to the bulk.  
This report is issued in confidence to the client and it will be strictly treated as such by the Greatwall International Approval Co., Limited. It may not be reproduced rather in its entirety or in part and it may not be used for adverting. The client to whom the report is issued may, however, show or send it . or a certified copy there of prepared by the Greatwall International Approval Co., Limited to his customer. Supplier or others persons directly concerned. Greatwall International Approval Co., Limited will not, without the consent of the client enter into any discussion of correspondence with any third party concerning the contents of the report.  
In the event of the improper use of the report. The Greatwall International Approval Co., Limited reserves the rights to withdraw it and to adopt any other remedies which may be appropriate.



**DELTA MARKER 2**  
 3.09 ms  
 Ref 10 dBm \*Att 20 dB

RBW 1 MHz Delta 2 [T1 ]  
 \*VBW 1 MHz -1.16 dB  
 SWT 8 ms 3.090000 ms

1 PK  
 MAXH



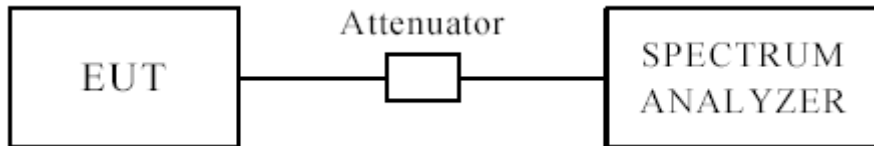
Date: 12.AUG.2012 18:49:38

The report refers only to the sample tested and does not apply to the bulk.  
 This report is issued in confidence to the client and it will be strictly treated as such by the Greatwall International Approval Co., Limited. It may not be reproduced rather in its entirety or in part and it may not be used for adverting. The client to whom the report is issued may, however, show or send it . or a certified copy there of prepared by the Greatwall International Approval Co., Limited to his customer. Supplier or others persons directly concerned. Greatwall International Approval Co., Limited will not, without the consent of the client enter into any discussion of correspondence with any third party concerning the contents of the report.  
 In the event of the improper use of the report. The Greatwall International Approval Co., Limited reserves the rights to withdraw it and to adopt any other remedies which may be appropriate.



## 12 Out of Band Measurement

### 12.1 Test Setup



**The restricted band requirement based on radiated emission test; please see the clause 6 for the test setup**

### 12.2 Limits of Out of Band Emissions Measurement

1. Below  $-20\text{dB}$  of the highest emission level of operating band (in 100kHz Resolution Bandwidth).
2. Fall in the restricted bands listed in section 15.205. The maximum permitted average field strength is listed in section 15.209.

### 12.3 Test Procedure

For signals in the restricted bands above and below the 2.4-2.483GHz allocated band a measurement was made of radiated emission test. (Peak values with RBW=VBW=1MHz and PK detector. AV value with RBW=1MHz, VBW=10Hz and PK detector)

For bandedge test, the spectrum set as follows: RBW=VBW=100 kHz. A conducted measurement used

**Note: 1. for bandedge test, we have tested from 30MHz to 25GHz under Low, Middle and High channel, the conducted spurious emission level was below 20dB of the highest emission level of operating band (in 100kHz Resolution Bandwidth). So it met the FCC rule.**

**2. We have tested all restriction band from 30MHz to 25GHz under Low, Middle and High channel, only listed the worse case as below:**

The report refers only to the sample tested and does not apply to the bulk.

This report is issued in confidence to the client and it will be strictly treated as such by the Greatwall International Approval Co., Limited. It may not be reproduced rather in its entirety or in part and it may not be used for advertising. The client to whom the report is issued may, however, show or send it or a certified copy thereof prepared by the Greatwall International Approval Co., Limited to his customer. Supplier or others persons directly concerned. Greatwall International Approval Co., Limited will not, without the consent of the client enter into any discussion of correspondence with any third party concerning the contents of the report.

In the event of the improper use of the report. The Greatwall International Approval Co., Limited reserves the rights to withdraw it and to adopt any other remedies which may be appropriate.

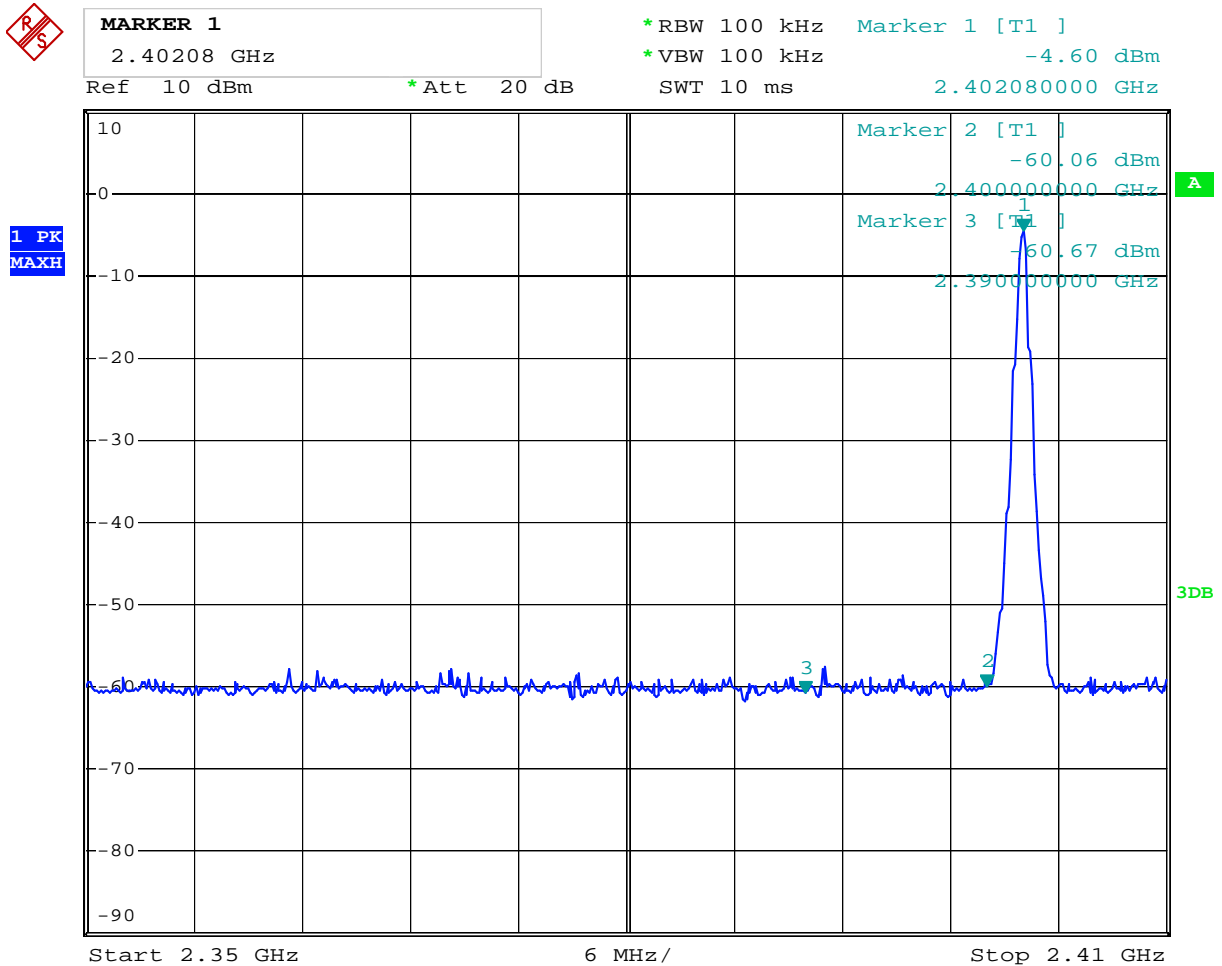


Test result: [\(BDR MODE\)](#)

**12.4 Out of Band and Restrict band Test Result**

Product:	ClickStik™ Bluetooth Remote		Test Mode:	Low Channel
Mode	Keeping Transmitting Under Low CH		Input Voltage	DC 5V
Temperature	24 deg. C		Humidity	56% RH
Test Result:	Pass		Detector	PK
The Max. FS in Restrict Band 2390MHz	PK (dBμV/m)	39.2(V)/38.6(H)	Limit	74(dBμV/m)
	AV(dBμV/m)	--		54(dBμV/m)

**Test Figure:**



Date: 14.AUG.2012 10:48:16

**Note: The Max. FS in Restrict Band are measured in conventional method.**

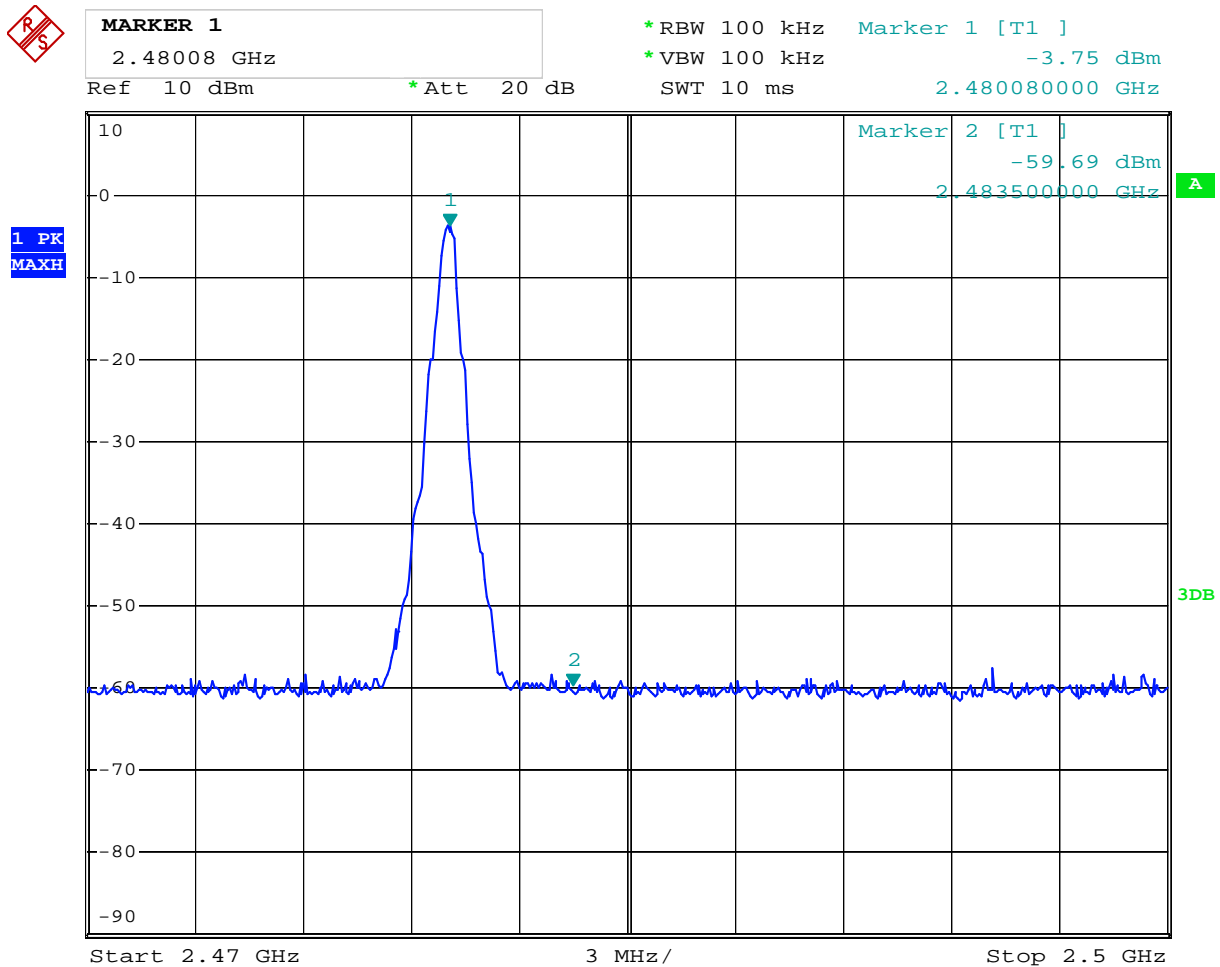
The report refers only to the sample tested and does not apply to the bulk. This report is issued in confidence to the client and it will be strictly treated as such by the Greatwall International Approval Co., Limited. It may not be reproduced rather in its entirety or in part and it may not be used for advertising. The client to whom the report is issued may, however, show or send it or a certified copy there of prepared by the Greatwall International Approval Co., Limited to his customer. Supplier or others persons directly concerned. Greatwall International Approval Co., Limited will not, without the consent of the client enter into any discussion of correspondence with any third party concerning the contents of the report. In the event of the improper use of the report. The Greatwall International Approval Co., Limited reserves the rights to withdraw it and to adopt any other remedies which may be appropriate.



**12.4 Out of Band and Restrict band Test Result**

Product:	ClickStik™ Bluetooth Remote		Test Mode:	High Channel
Mode	Keeping Transmitting Under High CH		Input Voltage	DC3.7V
Temperature	24 deg. C,		Humidity	56% RH
Test Result:	Pass		Detector	PK
The Max. FS in Restrict Band 2483.5MHz	PK (dBμV/m)	40.1(V)/39.0(H)	Limit	74(dBμV/m)
	AV(dBμV/m)	--		54(dBμV/m)

**Test Figure:**



Date: 14.AUG.2012 10:35:59

**Note: The Max. FS in Restrict Band are measured in conventional method.**

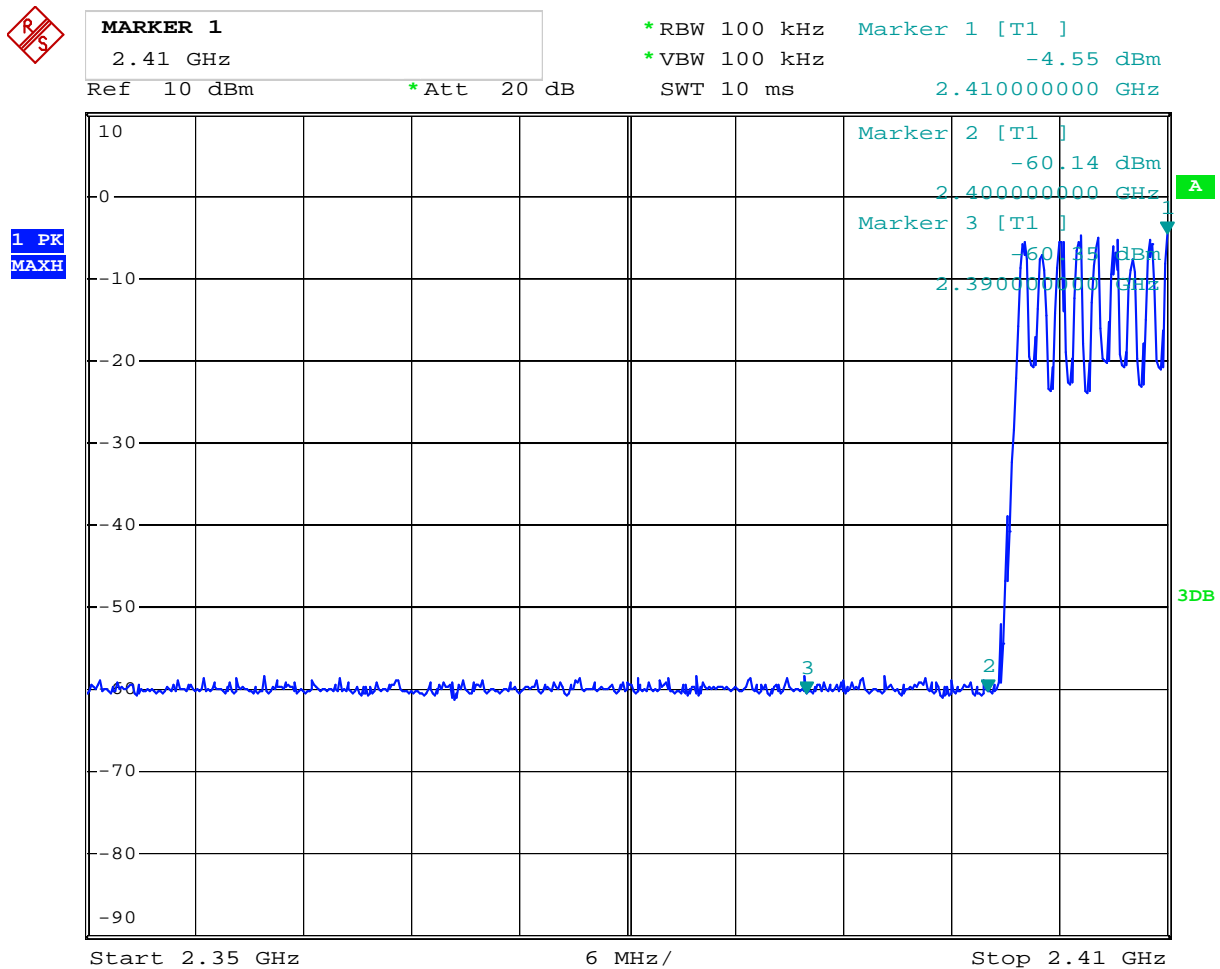
The report refers only to the sample tested and does not apply to the bulk. This report is issued in confidence to the client and it will be strictly treated as such by the Greatwall International Approval Co., Limited. It may not be reproduced rather in its entirety or in part and it may not be used for advertising. The client to whom the report is issued may, however, show or send it . or a certified copy there of prepared by the Greatwall International Approval Co., Limited to his customer. Supplier or others persons directly concerned. Greatwall International Approval Co., Limited will not, without the consent of the client enter into any discussion of correspondence with any third party concerning the contents of the report. In the event of the improper use of the report. The Greatwall International Approval Co., Limited reserves the rights to withdraw it and to adopt any other remedies which may be appropriate.



**12.4 Out of Band and Restrict band Test Result (Hopping Mode)**

Product:	Mini Blue Tooth Speaker		Test Mode:	Low Channel
Mode	Hopping Mode		Input Voltage	DC3.7V
Temperature	24 deg. C,		Humidity	56% RH
Test Result:	Pass		Detector	PK
The Max. FS in Restrict Band 2390MHz	PK (dBμV/m)	38.9(V)/38.2(H)	Limit	74(dBμV/m)
	AV(dBμV/m)	--		54(dBμV/m)

**Test Figure:**



Date: 14.AUG.2012 10:47:03

**Note: The Max. FS in Restrict Band are measured in conventional method.**

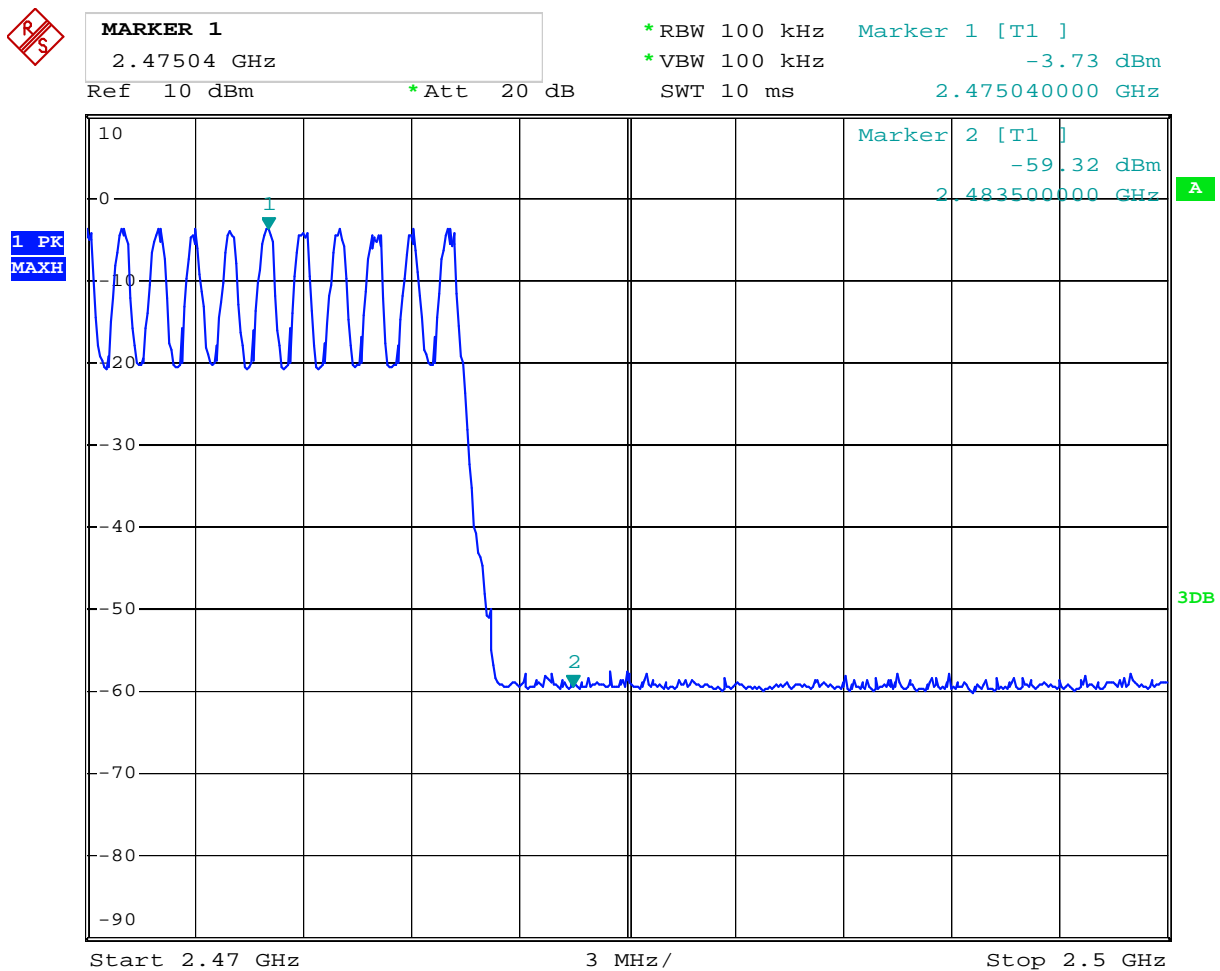
The report refers only to the sample tested and does not apply to the bulk. This report is issued in confidence to the client and it will be strictly treated as such by the Greatwall International Approval Co., Limited. It may not be reproduced rather in its entirety or in part and it may not be used for advertising. The client to whom the report is issued may, however, show or send it . or a certified copy there of prepared by the Greatwall International Approval Co., Limited to his customer. Supplier or others persons directly concerned. Greatwall International Approval Co., Limited will not, without the consent of the client enter into any discussion of correspondence with any third party concerning the contents of the report. In the event of the improper use of the report. The Greatwall International Approval Co., Limited reserves the rights to withdraw it and to adopt any other remedies which may be appropriate.



**12.4 Out of Band and Restrict band Test Result (Hopping Mode)**

Product:	ClickStik™ Bluetooth Remote		Test Mode:	High Channel
Mode	Hopping Mode		Input Voltage	DC3.7V
Temperature	24 deg. C,		Humidity	56% RH
Test Result:	Pass		Detector	PK
The Max. FS in Restrict Band 2483.5MHz	PK (dBμV/m)	39.7(V)/39.5(H)	Limit	74(dBμV/m)
	AV(dBμV/m)	--		54(dBμV/m)

**Test Figure:**



Date: 14.AUG.2012 10:44:16

**Note: The Max. FS in Restrict Band are measured in conventional method.**

The report refers only to the sample tested and does not apply to the bulk.  
 This report is issued in confidence to the client and it will be strictly treated as such by the Greatwall International Approval Co., Limited. It may not be reproduced rather in its entirety or in part and it may not be used for advertising. The client to whom the report is issued may, however, show or send it . or a certified copy there of prepared by the Greatwall International Approval Co., Limited to his customer. Supplier or others persons directly concerned. Greatwall International Approval Co., Limited will not, without the consent of the client enter into any discussion of correspondence with any third party concerning the contents of the report.  
 In the event of the improper use of the report. The Greatwall International Approval Co., Limited reserves the rights to withdraw it and to adopt any other remedies which may be appropriate.

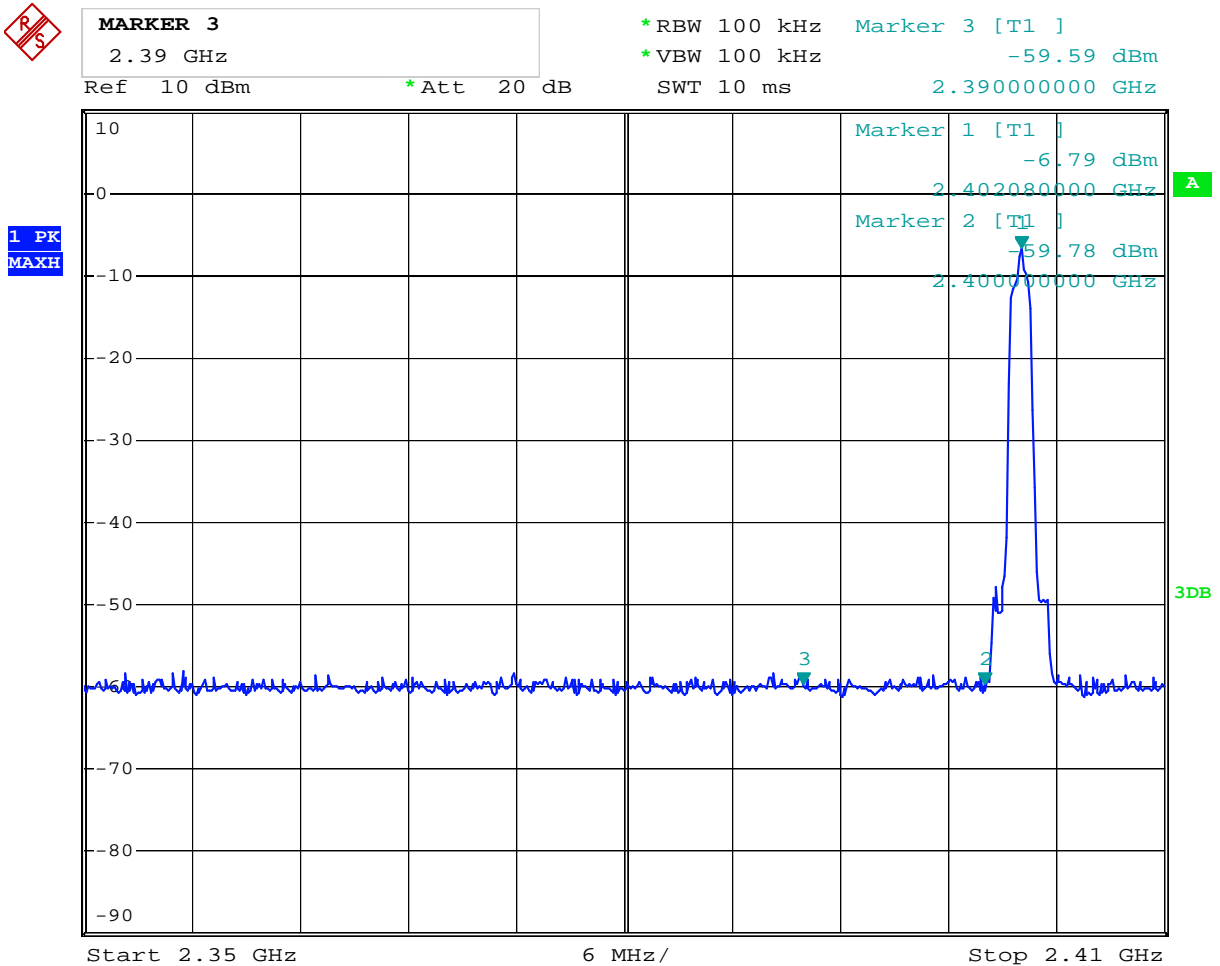


Test result: [\(EDR MODE\)](#)

**12.5 Out of Band and Restrict band Test Result**

Product:	ClickStik™ Bluetooth Remote		Test Mode:	Low Channel
Mode	Keeping Transmitting Under Low CH		Input Voltage	DC3.7V
Temperature	24 deg. C		Humidity	56% RH
Test Result:	Pass		Detector	PK
The Max. FS in Restrict Band 2390MHz	PK (dBμV/m)	38.7(V)/38.1(H)	Limit	74(dBμV/m)
	AV(dBμV/m)	--		54(dBμV/m)

**Test Figure:**



Date: 14.AUG.2012 10:23:20

**Note: The Max. FS in Restrict Band are measured in conventional method.**

The report refers only to the sample tested and does not apply to the bulk. This report is issued in confidence to the client and it will be strictly treated as such by the Greatwall International Approval Co., Limited. It may not be reproduced rather in its entirety or in part and it may not be used for advertising. The client to whom the report is issued may, however, show or send it or a certified copy there of prepared by the Greatwall International Approval Co., Limited to his customer. Supplier or others persons directly concerned. Greatwall International Approval Co., Limited will not, without the consent of the client enter into any discussion of correspondence with any third party concerning the contents of the report. In the event of the improper use of the report. The Greatwall International Approval Co., Limited reserves the rights to withdraw it and to adopt any other remedies which may be appropriate.

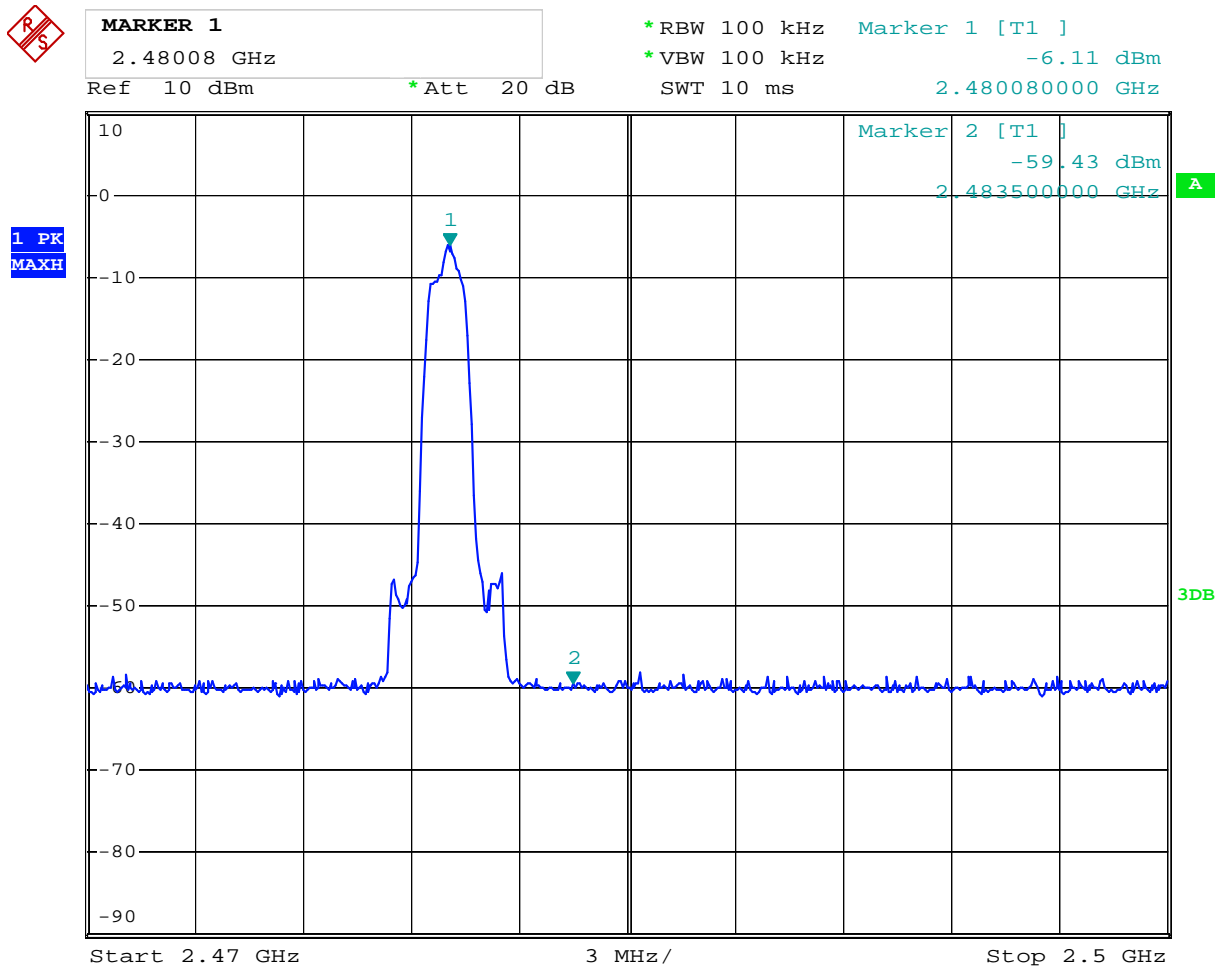




**12.5 Out of Band and Restrict band Test Result**

Product:	ClickStik™ Bluetooth Remote		Test Mode:	High Channel
Mode	Keeping Transmitting Under High CH		Input Voltage	DC3.7V
Temperature	24 deg. C,		Humidity	56% RH
Test Result:	Pass		Detector	PK
The Max. FS in Restrict Band 2483.5MHz	PK (dBμV/m)	39.6(V)/38.9(H)	Limit	74(dBμV/m)
	AV(dBμV/m)	--		54(dBμV/m)

**Test Figure:**



Date: 14.AUG.2012 10:34:55

**Note: The Max. FS in Restrict Band are measured in conventional method.**

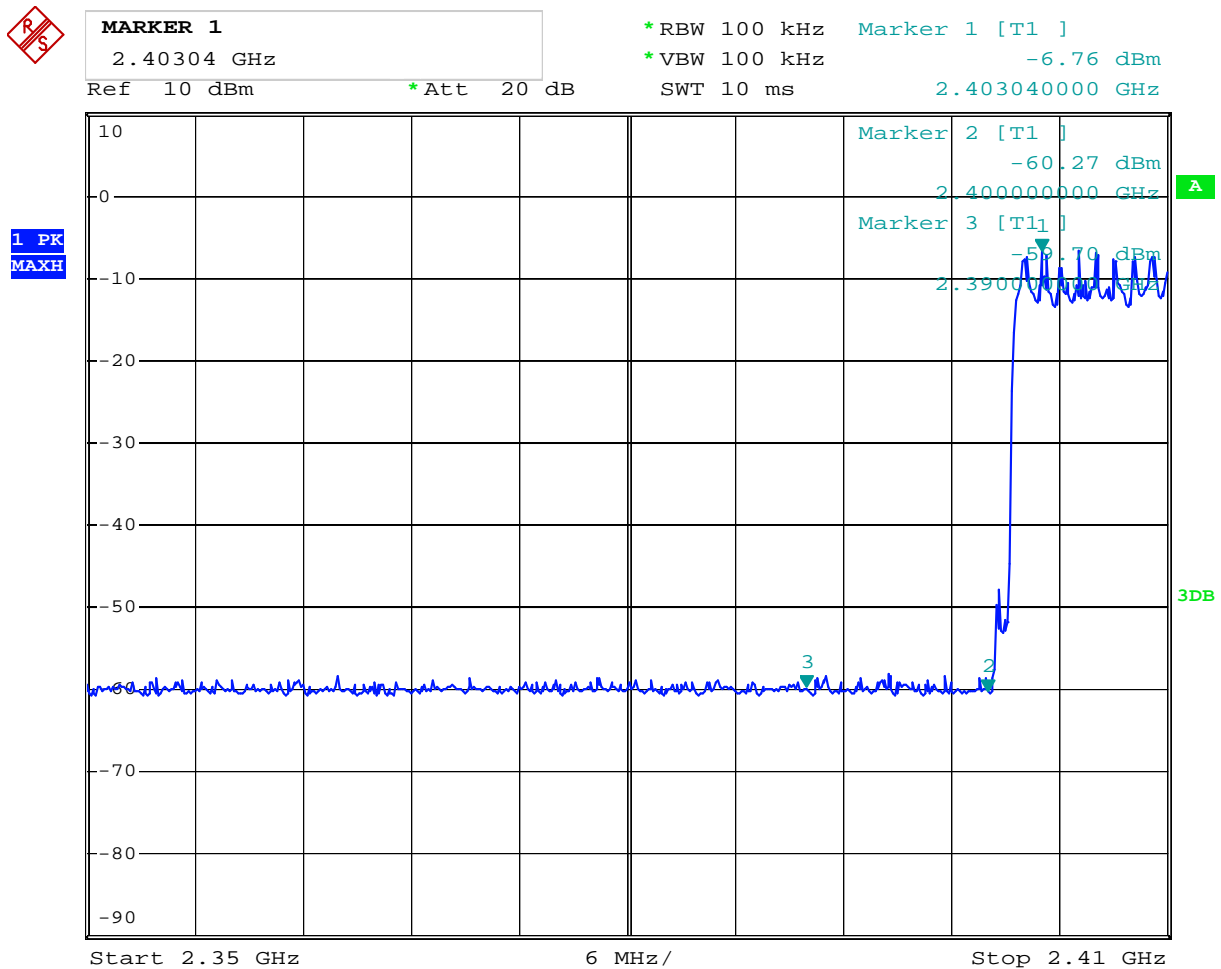
The report refers only to the sample tested and does not apply to the bulk. This report is issued in confidence to the client and it will be strictly treated as such by the Greatwall International Approval Co., Limited. It may not be reproduced rather in its entirety or in part and it may not be used for advertising. The client to whom the report is issued may, however, show or send it or a certified copy there of prepared by the Greatwall International Approval Co., Limited to his customer. Supplier or others persons directly concerned. Greatwall International Approval Co., Limited will not, without the consent of the client enter into any discussion of correspondence with any third party concerning the contents of the report. In the event of the improper use of the report. The Greatwall International Approval Co., Limited reserves the rights to withdraw it and to adopt any other remedies which may be appropriate.



**12.5 Out of Band and Restrict band Test Result (Hopping Mode)**

Product:	ClickStik™ Bluetooth Remote		Test Mode:	Low Channel
Mode	Hopping Mode		Input Voltage	DC3.7V
Temperature	24 deg. C,		Humidity	56% RH
Test Result:	Pass		Detector	PK
The Max. FS in Restrict Band 2390MHz	PK (dBμV/m)	38.9(V)/38.0(H)	Limit	74(dBμV/m)
	AV(dBμV/m)	--		54(dBμV/m)

**Test Figure:**



Date: 14.AUG.2012 10:26:25

**Note: The Max. FS in Restrict Band are measured in conventional method.**

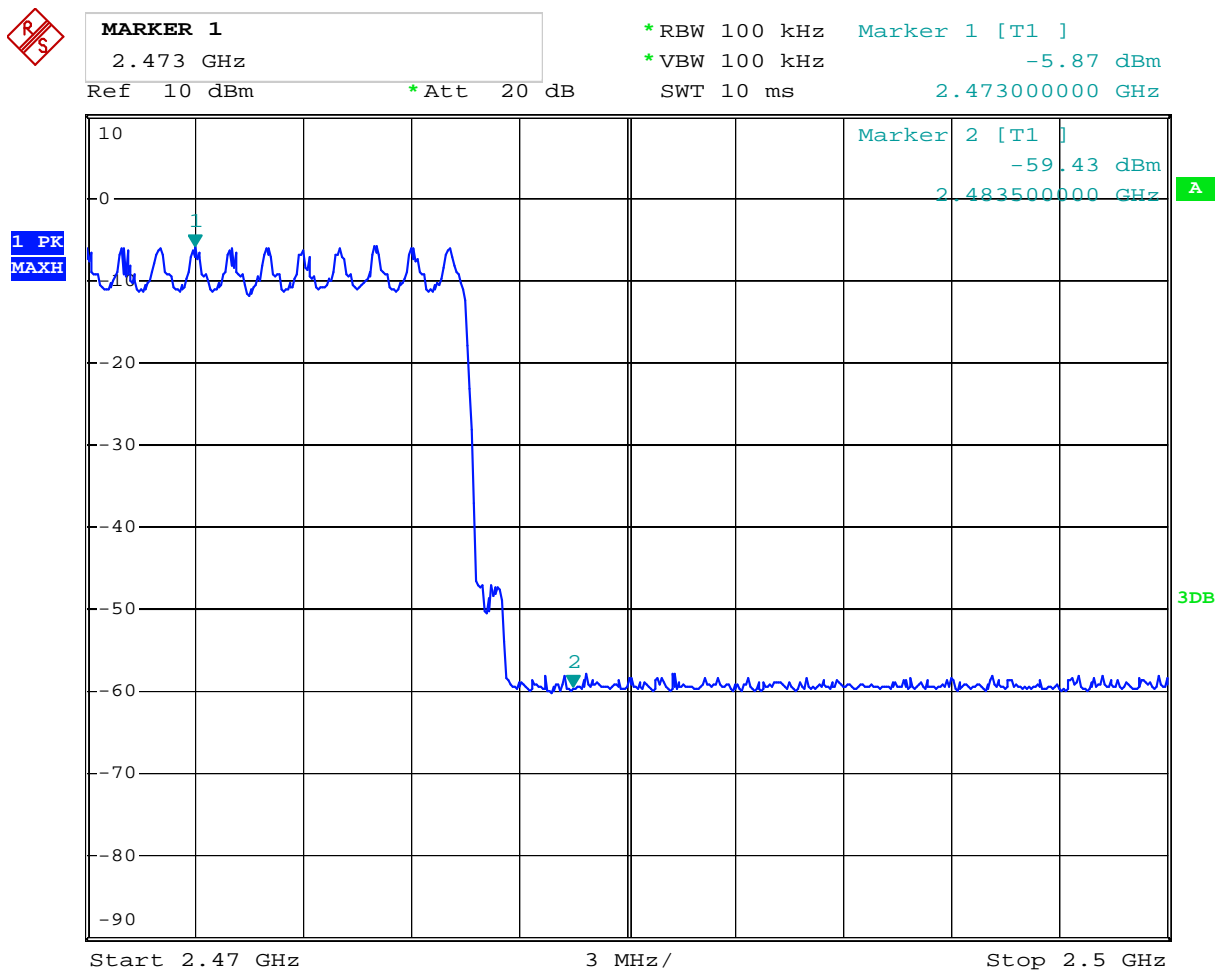
The report refers only to the sample tested and does not apply to the bulk. This report is issued in confidence to the client and it will be strictly treated as such by the Greatwall International Approval Co., Limited. It may not be reproduced rather in its entirety or in part and it may not be used for advertising. The client to whom the report is issued may, however, show or send it . or a certified copy there of prepared by the Greatwall International Approval Co., Limited to his customer. Supplier or others persons directly concerned. Greatwall International Approval Co., Limited will not, without the consent of the client enter into any discussion of correspondence with any third party concerning the contents of the report. In the event of the improper use of the report. The Greatwall International Approval Co., Limited reserves the rights to withdraw it and to adopt any other remedies which may be appropriate.



**12.5 Out of Band and Restrict band Test Result (Hopping Mode)**

Product:	ClickStik™ Bluetooth Remote		Test Mode:	High Channel
Mode	Hopping Mode		Input Voltage	DC3.7V
Temperature	24 deg. C,		Humidity	56% RH
Test Result:	Pass		Detector	PK
The Max. FS in Restrict Band 2483.5MHz	PK (dBμV/m)	39.5(V)/38.9(H)	Limit	74(dBμV/m)
	AV(dBμV/m)	--		54(dBμV/m)

**Test Figure:**



Date: 14.AUG.2012 10:33:20

**Note: The Max. FS in Restrict Band are measured in conventional method.**

The report refers only to the sample tested and does not apply to the bulk.  
 This report is issued in confidence to the client and it will be strictly treated as such by the Greatwall International Approval Co., Limited. It may not be reproduced rather in its entirety or in part and it may not be used for advertising. The client to whom the report is issued may, however, show or send it . or a certified copy there of prepared by the Greatwall International Approval Co., Limited to his customer. Supplier or others persons directly concerned. Greatwall International Approval Co., Limited will not, without the consent of the client enter into any discussion of correspondence with any third party concerning the contents of the report.  
 In the event of the improper use of the report. The Greatwall International Approval Co., Limited reserves the rights to withdraw it and to adopt any other remedies which may be appropriate.



### **13.0 Antenna Requirement**

#### **13.1 Standard Applicable**

For intentional device, according to FCC 47 CFR Section 15.203, an intentional radiator shall be designed to ensure that no antenna other than that furnished by the responsible party shall be used with the device.

And according to FCC 47 CFR Section 15.247 (b), if transmitter antennas of directional gain greater than 6 dBi are used, the power shall be reduced by the amount in dB that the directional gain of the antenna exceeds 6 dBi.

#### **13.2 Antenna Connected construction**

There is a PCB printed antenna, and the maximum Gain of this antenna is 4dBi.



## 14.0 RF Exposure

### Applicable Standard

According to §1.1307(b)(5), systems operating under the provisions of this section shall be operated in a manner that ensure that the public is not exposed to radio frequency energy level in excess of the Commission's guideline.

This is a Portable device. **KDB616217 was used as the guidance.**

According to §1.1310 and §2.1093 RF exposure is calculated.

### Measurement Result

This is a ClickStik™ Bluetooth Remote and the conducted output power is 3.68dBm (2.33mW), so the EIRP is  $2.512 * 2.33 = 5.85\text{mW}$  which is lower than low threshold 60/fGHz mW ( $60/2.480\text{GHz} = 24.19\text{ mW}$ ), and the antenna is 4.0dBi which is less than 6dBi.

**The SAR measurement is not necessary.**




## 15.0 FCC ID Label

### FCC ID: TM4DVA006

**This device complies with part 15 of the FCC rules. Operation is subject to the following two conditions (1) this device may not cause harmful interference, and (2) this device must accept any interference received, including interference that may cause undesired operation.**

The label must not be a stick-on paper label. The label on these products must be permanently affixed to the product and readily visible at the time of purchase and must last the expected lifetime of the equipment not be readily detachable.

#### Mark Location:



The report refers only to the sample tested and does not apply to the bulk.  
This report is issued in confidence to the client and it will be strictly treated as such by the Greatwall International Approval Co., Limited. It may not be reproduced rather in its entirety or in part and it may not be used for advertizing. The client to whom the report is issued may, however, show or send it . or a certified copy there of prepared by the Greatwall International Approval Co., Limited to his customer. Supplier or others persons directly concerned. Greatwall International Approval Co., Limited will not, without the consent of the client enter into any discussion of correspondence with any third party concerning the contents of the report.  
In the event of the improper use of the report. The Greatwall International Approval Co., Limited reserves the rights to withdraw it and to adopt any other remedies which may be appropriate.

## 16.0 Photo of testing

### 16.1 Conducted test View



The report refers only to the sample tested and does not apply to the bulk.  
This report is issued in confidence to the client and it will be strictly treated as such by the Greatwall International Approval Co., Limited. It may not be reproduced rather in its entirety or in part and it may not be used for advertising. The client to whom the report is issued may, however, show or send it . or a certified copy there of prepared by the Greatwall International Approval Co., Limited to his customer. Supplier or others persons directly concerned. Greatwall International Approval Co., Limited will not, without the consent of the client enter into any discussion of correspondence with any third party concerning the contents of the report.  
In the event of the improper use of the report. The Greatwall International Approval Co., Limited reserves the rights to withdraw it and to adopt any other remedies which may be appropriate.

## 16.2 Emission Radiated test View



The report refers only to the sample tested and does not apply to the bulk.  
This report is issued in confidence to the client and it will be strictly treated as such by the Greatwall International Approval Co., Limited. It may not be reproduced rather in its entirety or in part and it may not be used for advertising. The client to whom the report is issued may, however, show or send it . or a certified copy there of prepared by the Greatwall International Approval Co., Limited to his customer. Supplier or others persons directly concerned. Greatwall International Approval Co., Limited will not, without the consent of the client enter into any discussion of correspondence with any third party concerning the contents of the report.  
In the event of the improper use of the report. The Greatwall International Approval Co., Limited reserves the rights to withdraw it and to adopt any other remedies which may be appropriate.



16.3 Photo for the EUT

Outside View



The report refers only to the sample tested and does not apply to the bulk.  
This report is issued in confidence to the client and it will be strictly treated as such by the Greatwall International Approval Co., Limited. It may not be reproduced rather in its entirety or in part and it may not be used for advertising. The client to whom the report is issued may, however, show or send it . or a certified copy there of prepared by the Greatwall International Approval Co., Limited to his customer. Supplier or others persons directly concerned. Greatwall International Approval Co., Limited will not, without the consent of the client enter into any discussion of correspondence with any third party concerning the contents of the report.  
In the event of the improper use of the report. The Greatwall International Approval Co., Limited reserves the rights to withdraw it and to adopt any other remedies which may be appropriate.





Outside View



The report refers only to the sample tested and does not apply to the bulk.  
This report is issued in confidence to the client and it will be strictly treated as such by the Greatwall International Approval Co., Limited. It may not be reproduced rather in its entirety or in part and it may not be used for adverting. The client to whom the report is issued may, however, show or send it . or a certified copy there of prepared by the Greatwall International Approval Co., Limited to his customer. Supplier or others persons directly concerned. Greatwall International Approval Co., Limited will not, without the consent of the client enter into any discussion of correspondence with any third party concerning the contents of the report.  
In the event of the improper use of the report. The Greatwall International Approval Co., Limited reserves the rights to withdraw it and to adopt any other remedies which may be appropriate.

Inside View



The report refers only to the sample tested and does not apply to the bulk.  
This report is issued in confidence to the client and it will be strictly treated as such by the Greatwall International Approval Co., Limited. It may not be reproduced rather in its entirety or in part and it may not be used for advertising. The client to whom the report is issued may, however, show or send it . or a certified copy there of prepared by the Greatwall International Approval Co., Limited to his customer. Supplier or others persons directly concerned. Greatwall International Approval Co., Limited will not, without the consent of the client enter into any discussion of correspondence with any third party concerning the contents of the report.  
In the event of the improper use of the report. The Greatwall International Approval Co., Limited reserves the rights to withdraw it and to adopt any other remedies which may be appropriate.



Battery



Cable



### **End of the report**

The report refers only to the sample tested and does not apply to the bulk.  
This report is issued in confidence to the client and it will be strictly treated as such by the Greatwall International Approval Co., Limited. It may not be reproduced rather in its entirety or in part and it may not be used for advertising. The client to whom the report is issued may, however, show or send it . or a certified copy there of prepared by the Greatwall International Approval Co., Limited to his customer. Supplier or others persons directly concerned. Greatwall International Approval Co., Limited will not, without the consent of the client enter into any discussion of correspondence with any third party concerning the contents of the report.  
In the event of the improper use of the report. The Greatwall International Approval Co., Limited reserves the rights to withdraw it and to adopt any other remedies which may be appropriate.