

Photographs of test setup

1) Setup for Radiated Test : 30 ~ 1000 MHz

[Front]




[Rear]




2) Setup for Conducted Test : 0.15 ~ 30 MHz


[Front]




[Rear]




3) Setup for Antenna conducted power



4) Setup for Output signal conducted level



5) Setup for Output terminal conducted spurious emission



6) Setup for antenna transfer switch

