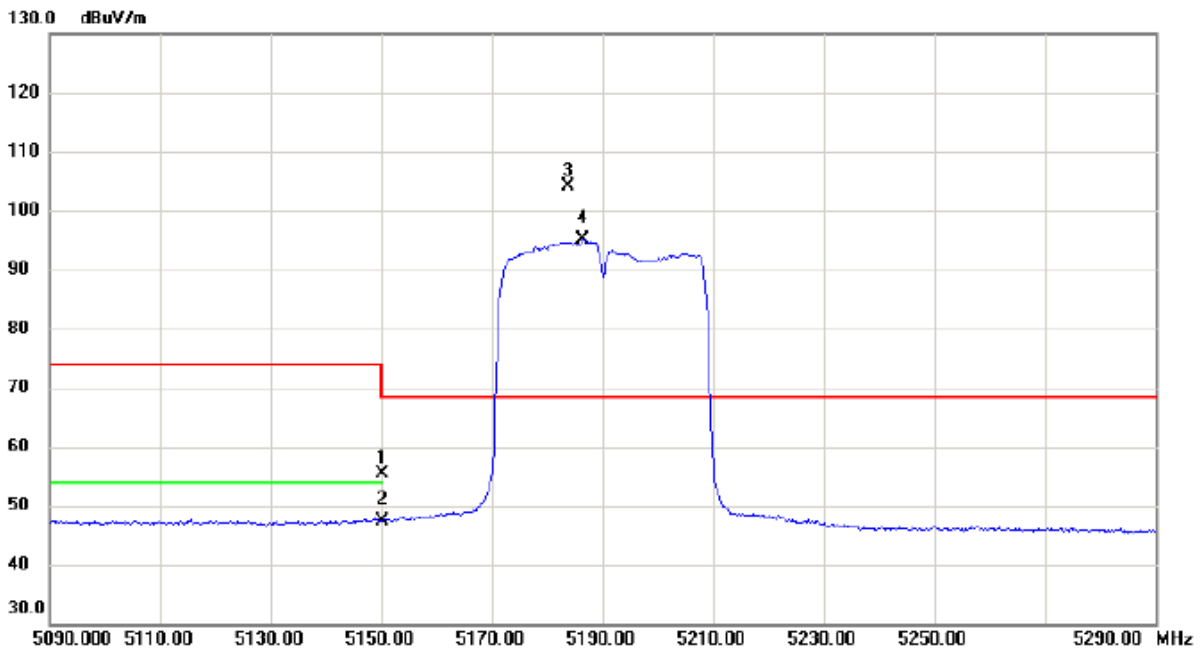


Orthogonal Axis	X
Test Mode	UNII-1_TX AC (VHT40) Mode 5190 MHz

### Horizontal



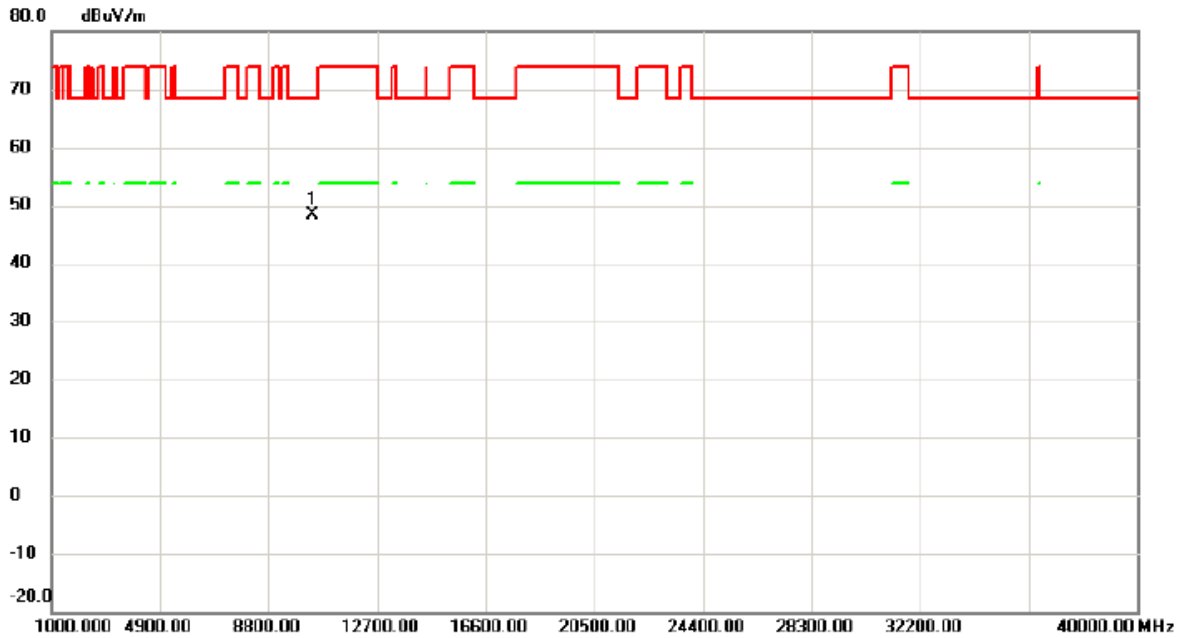
No.	Mk.	Freq.	Reading Level	Correct Factor	Measurement	Limit	Margin		
		MHz	dBuV	dB	dBuV/m	dBuV/m	dB	Detector	Comment
1		5150.000	36.90	18.57	55.47	74.00	-18.53	peak	
2		5150.000	28.90	18.57	47.47	54.00	-6.53	AVG	
3	*	5183.700	85.64	18.59	104.23	68.30	35.93	peak	No Limit
4	X	5186.500	76.43	18.61	95.04	68.30	26.74	AVG	No Limit

**REMARKS:**

- (1) Measurement Value = Reading Level + Correct Factor.
- (2) Margin Level = Measurement Value - Limit Value.

Orthogonal Axis	X
Test Mode	UNII-1_TX AC (VHT40) Mode 5190 MHz

### Horizontal



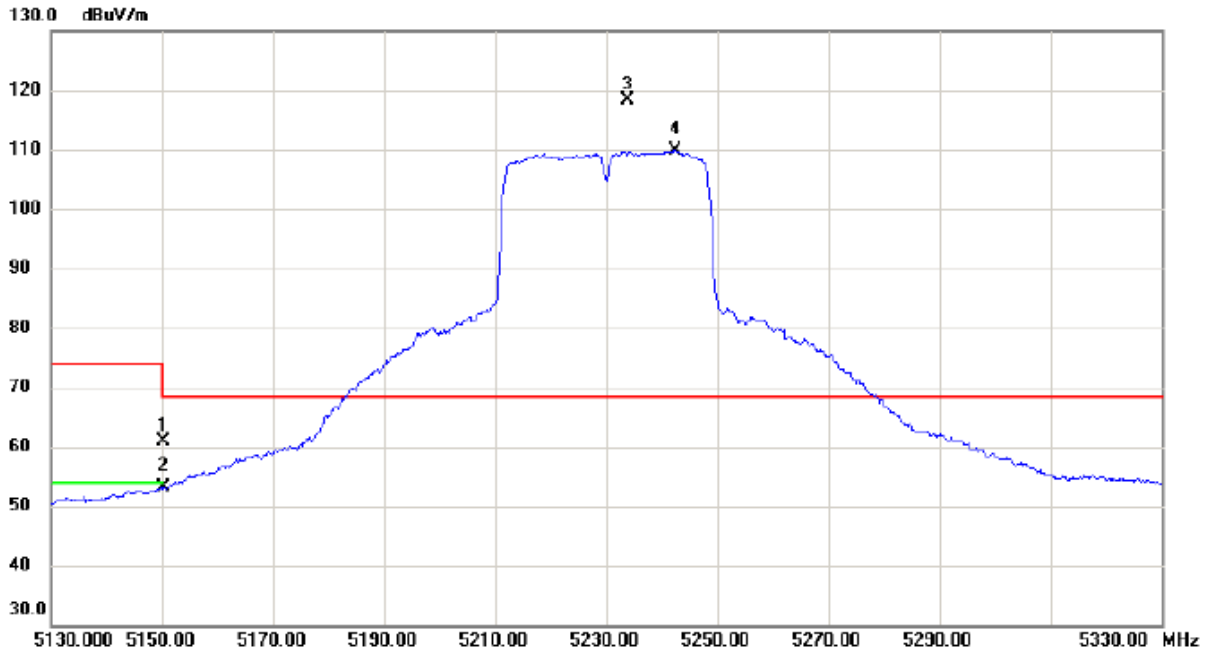
No.	Mk.	Freq.	Reading Level	Correct Factor	Measurement	Limit	Margin	Detector	Comment
		MHz	dBuV	dB	dBuV/m	dBuV/m	dB		
1	*	10381.565	34.46	13.86	48.32	68.30	-19.98	peak	

**REMARKS:**

- (1) Measurement Value = Reading Level + Correct Factor.
- (2) Margin Level = Measurement Value - Limit Value.

Orthogonal Axis	X
Test Mode	UNII-1_TX AC (VHT40) Mode 5230 MHz

### Vertical



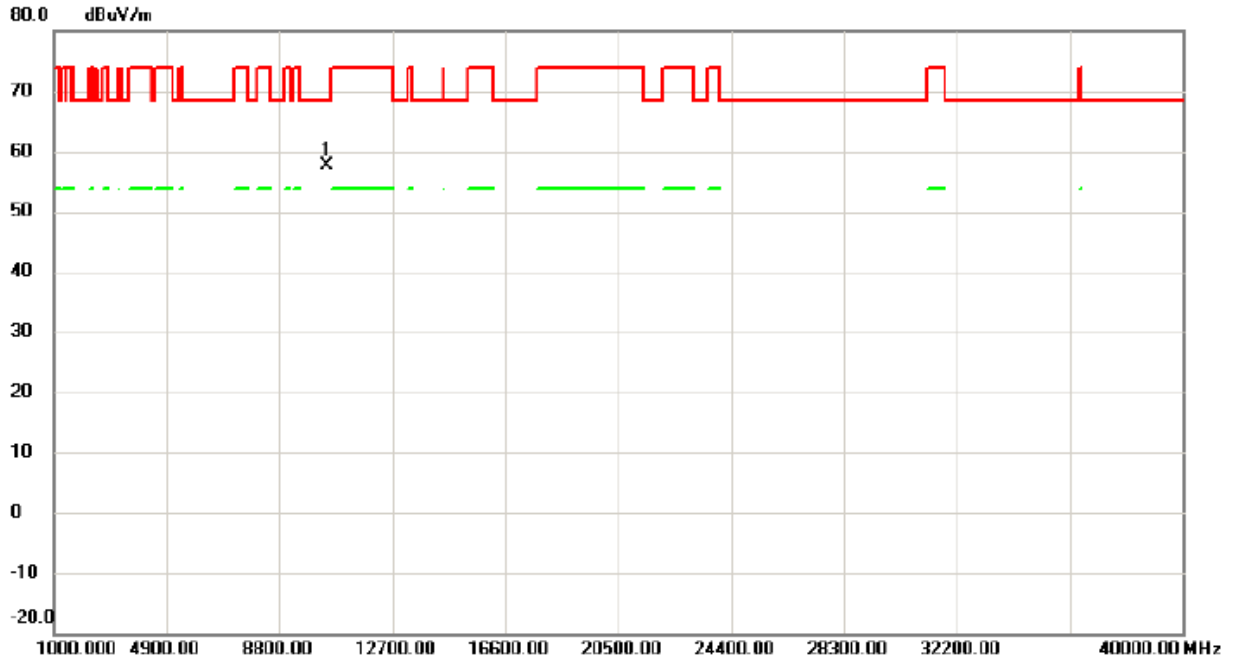
No.	Mk.	Freq. MHz	Reading Level dBuV	Correct Factor dB	Measure- ment dBuV/m	Limit dBuV/m	Margin dB	Detector	Comment
1		5150.000	42.19	18.57	60.76	74.00	-13.24	peak	
2		5150.000	34.52	18.57	53.09	54.00	-0.91	AVG	
3	*	5233.900	99.77	18.65	118.42	68.30	50.12	peak	No Limit
4	X	5242.400	91.11	18.66	109.77	68.30	41.47	AVG	No Limit

**REMARKS:**

- (1) Measurement Value = Reading Level + Correct Factor.
- (2) Margin Level = Measurement Value - Limit Value.

Orthogonal Axis	X
Test Mode	UNII-1_TX AC (VHT40) Mode 5230 MHz

**Vertical**



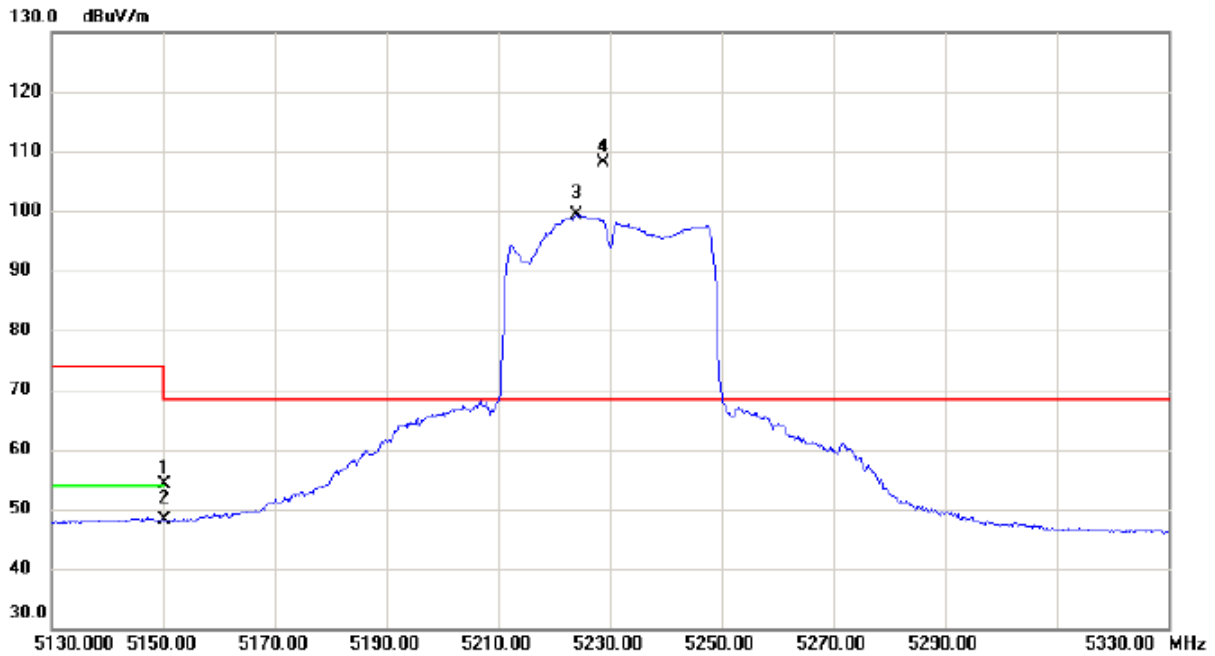
No.	Mk.	Freq. MHz	Reading Level dBuV	Correct Factor dB	Measure- ment dBuV/m	Limit dBuV/m	Margin dB	Detector	Comment
1	*	10460.050	43.52	14.03	57.55	68.30	-10.75	peak	

**REMARKS:**

- (1) Measurement Value = Reading Level + Correct Factor.
- (2) Margin Level = Measurement Value - Limit Value.

Orthogonal Axis	X
Test Mode	UNII-1_TX AC (VHT40) Mode 5230 MHz

### Horizontal



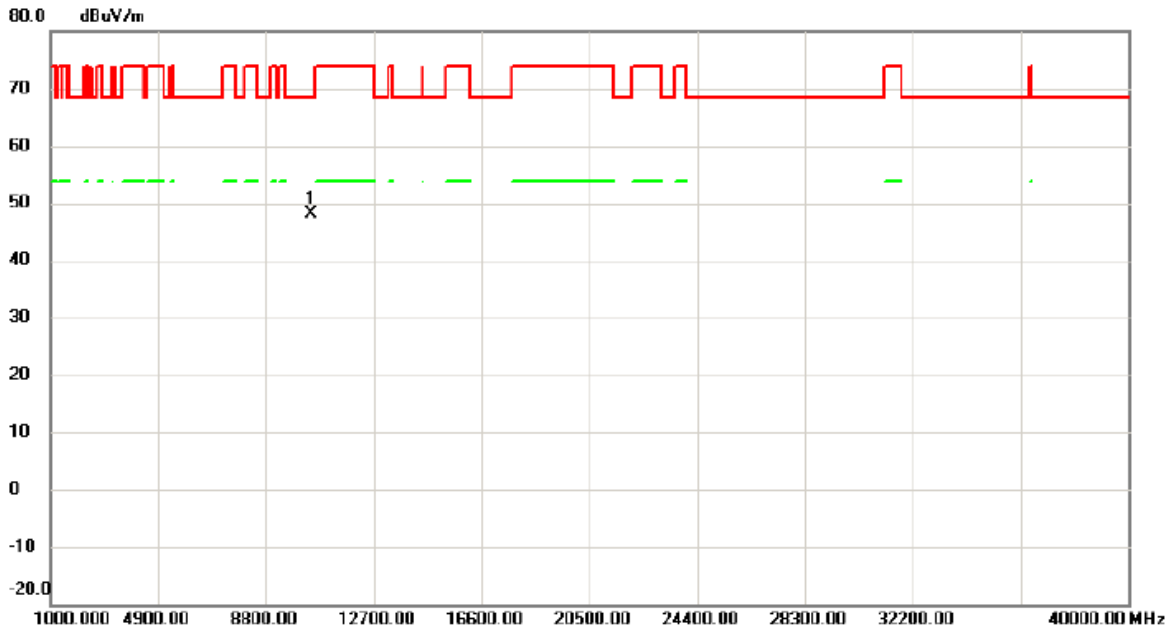
No.	Mk.	Freq. MHz	Reading Level dBuV	Correct Factor dB	Measure- ment dBuV/m	Limit dBuV/m	Margin dB	Detector	Comment
1		5150.000	35.68	18.57	54.25	74.00	-19.75	peak	
2		5150.000	29.55	18.57	48.12	54.00	-5.88	AVG	
3	X	5224.000	80.75	18.64	99.39	68.30	31.09	AVG	No Limit
4	*	5228.700	89.46	18.64	108.10	68.30	39.80	peak	No Limit

**REMARKS:**

- (1) Measurement Value = Reading Level + Correct Factor.
- (2) Margin Level = Measurement Value - Limit Value.

Orthogonal Axis	X
Test Mode	UNII-1_TX AC (VHT40) Mode 5230 MHz

### Horizontal



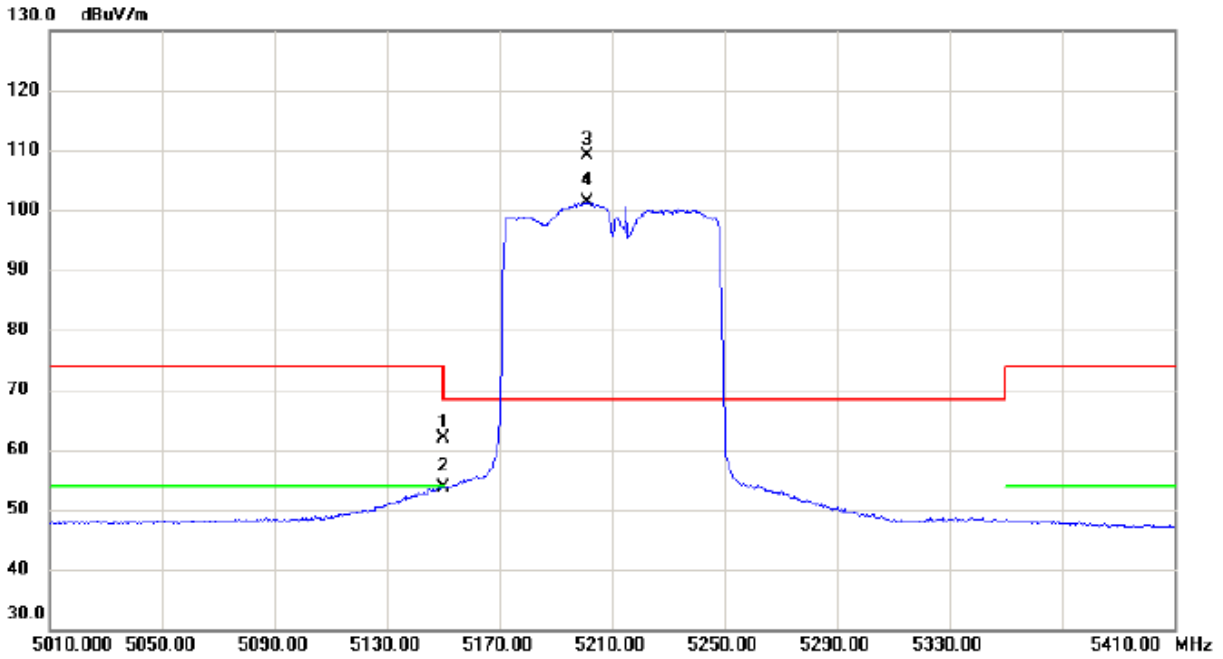
No.	Mk.	Freq.	Reading Level	Correct Factor	Measurement	Limit	Margin	Detector	Comment
		MHz	dBuV	dB	dBuV/m	dBuV/m	dB		
1	*	10460.220	33.98	14.03	48.01	68.30	-20.29	peak	

**REMARKS:**

- (1) Measurement Value = Reading Level + Correct Factor.
- (2) Margin Level = Measurement Value - Limit Value.

Orthogonal Axis	X
Test Mode	UNII-1_TX AC (VHT80) Mode 5210 MHz

**Vertical**



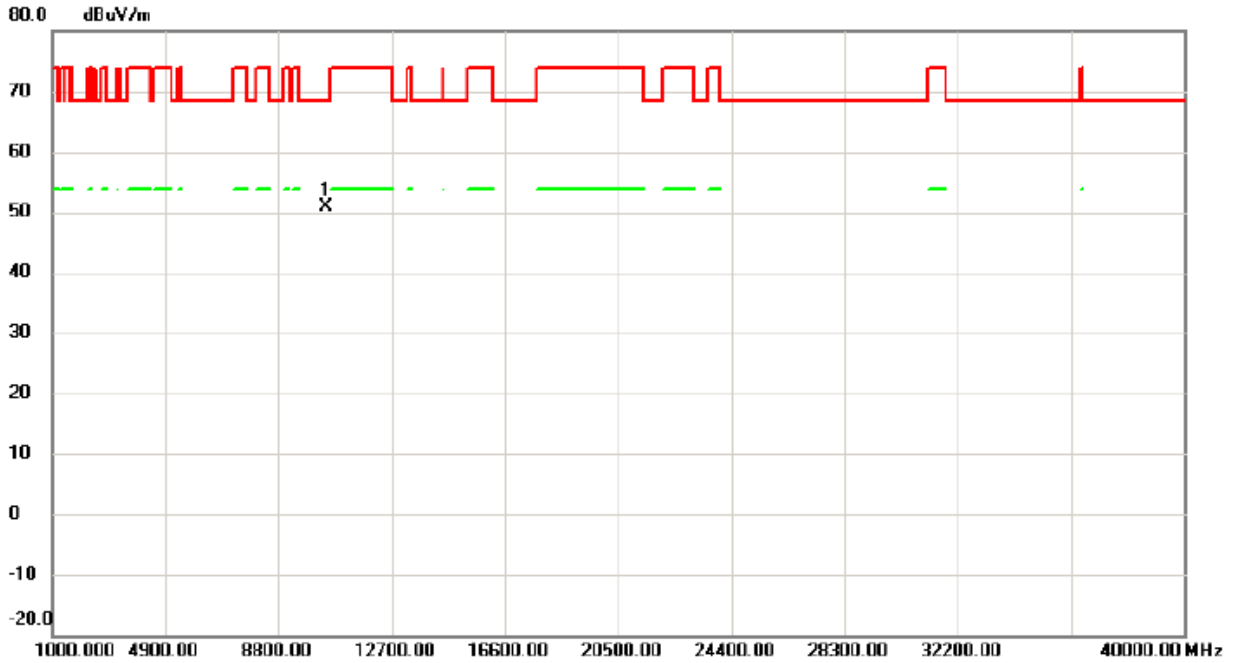
No.	Mk.	Freq. MHz	Reading Level dBuV	Correct Factor dB	Measure- ment dBuV/m	Limit dBuV/m	Margin dB	Detector	Comment
1		5150.000	43.39	18.57	61.96	74.00	-12.04	peak	
2		5150.000	35.16	18.57	53.73	54.00	-0.27	AVG	
3	*	5201.200	90.43	18.62	109.05	68.30	40.75	peak	No Limit
4	X	5201.200	82.65	18.62	101.27	68.30	32.97	AVG	No Limit

**REMARKS:**

- (1) Measurement Value = Reading Level + Correct Factor.
- (2) Margin Level = Measurement Value - Limit Value.

Orthogonal Axis	X
Test Mode	UNII-1_TX AC (VHT80) Mode 5210 MHz

**Vertical**



No.	Mk.	Freq.	Reading Level	Correct Factor	Measurement	Limit	Margin	Detector	Comment
		MHz	dBuV	dB	dBuV/m	dBuV/m	dB		
1	*	10429.800	36.95	13.95	50.90	68.30	-17.40	peak	

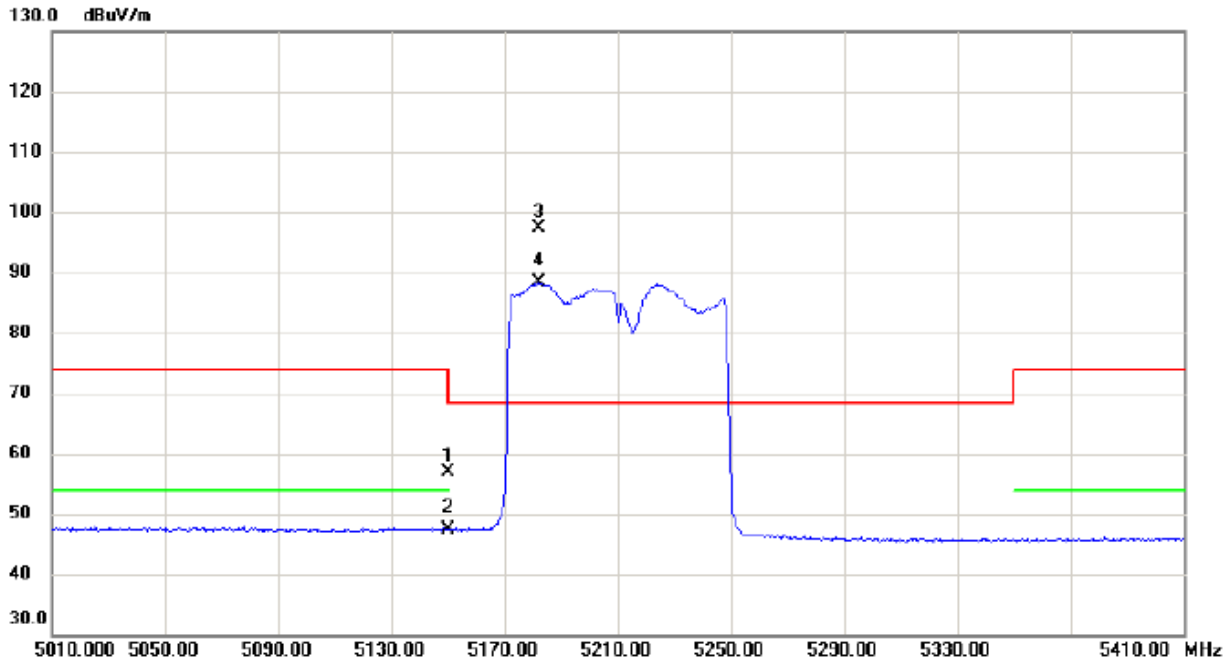
**REMARKS:**

- (1) Measurement Value = Reading Level + Correct Factor.
- (2) Margin Level = Measurement Value - Limit Value.



Orthogonal Axis	X
Test Mode	UNII-1_TX AC (VHT80) Mode 5210 MHz

### Horizontal



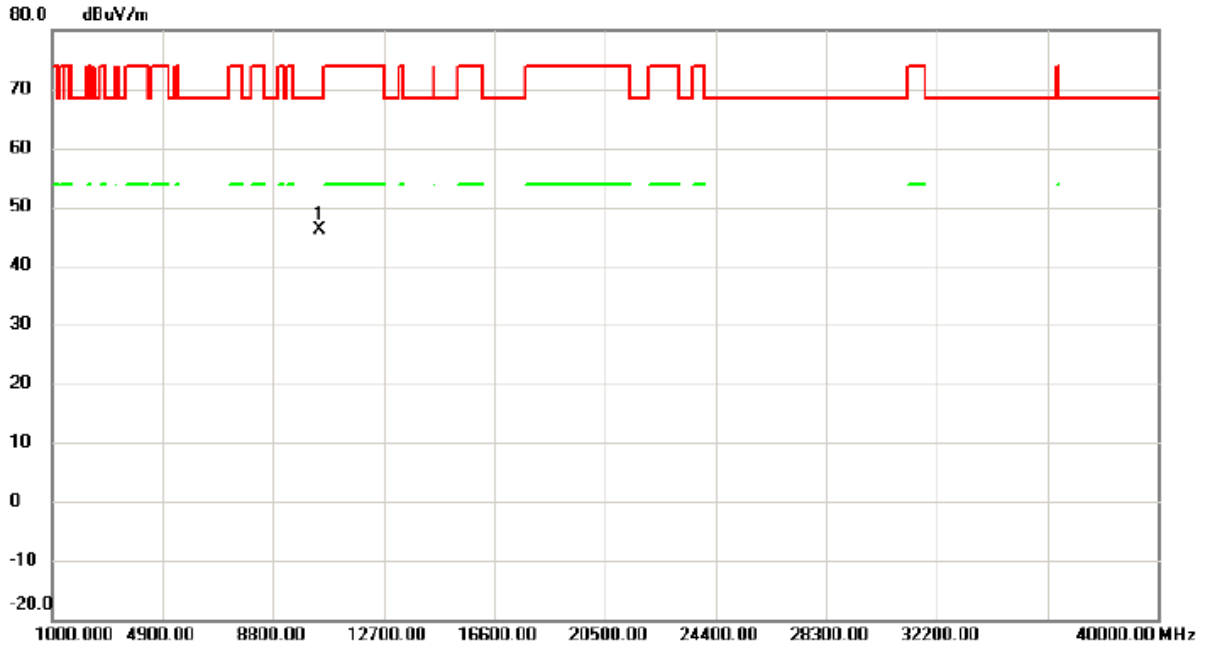
No.	Mk.	Freq. MHz	Reading Level dBuV	Correct Factor dB	Measure- ment dBuV/m	Limit dBuV/m	Margin dB	Detector	Comment
1		5150.000	38.34	18.57	56.91	74.00	-17.09	peak	
2		5150.000	28.73	18.57	47.30	54.00	-6.70	AVG	
3	*	5182.200	78.72	18.60	97.32	68.30	29.02	peak	No Limit
4	X	5182.200	69.71	18.60	88.31	68.30	20.01	AVG	No Limit

**REMARKS:**

- (1) Measurement Value = Reading Level + Correct Factor.
- (2) Margin Level = Measurement Value - Limit Value.

Orthogonal Axis	X
Test Mode	UNII-1_TX AC (VHT80) Mode 5210 MHz

### Horizontal



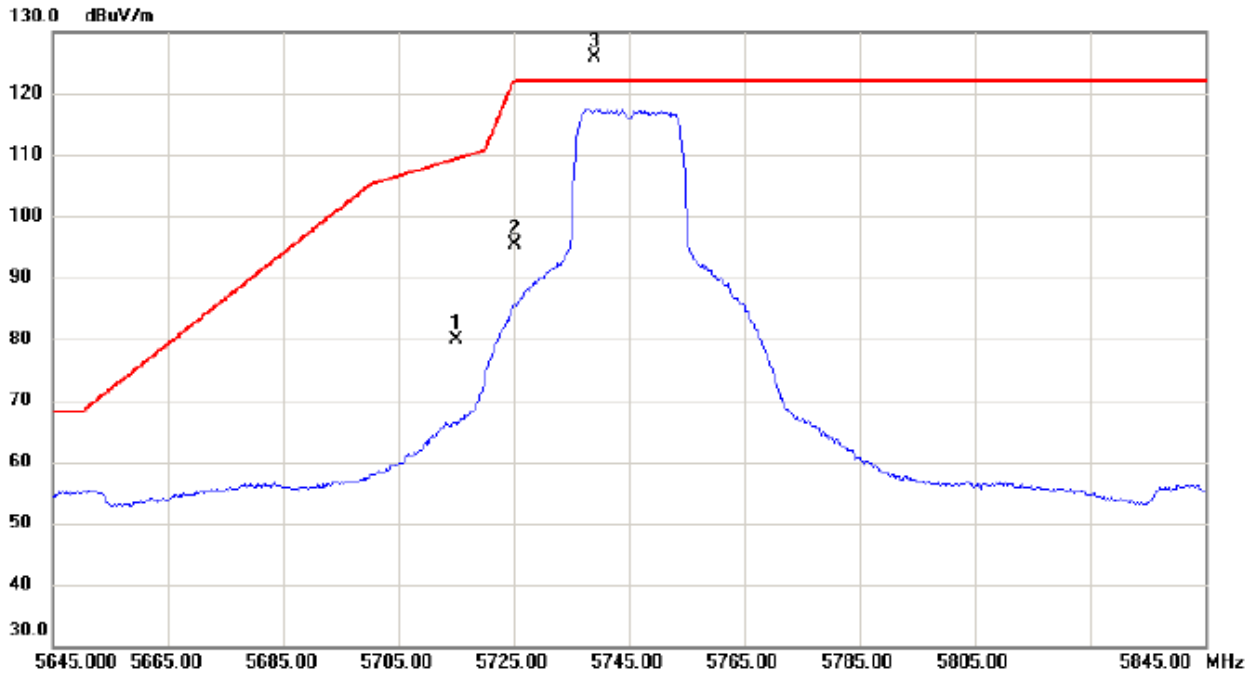
No.	Mk.	Freq.	Reading Level	Correct Factor	Measurement	Limit	Margin	Detector	Comment
		MHz	dBuV	dB	dBuV/m	dBuV/m	dB		
1	*	10424.370	32.30	13.94	46.24	68.30	-22.06	peak	

**REMARKS:**

- (1) Measurement Value = Reading Level + Correct Factor.
- (2) Margin Level = Measurement Value - Limit Value.

Orthogonal Axis	X
Test Mode	UNII-3_TX AC (VHT20) Mode 5745 MHz

### Vertical



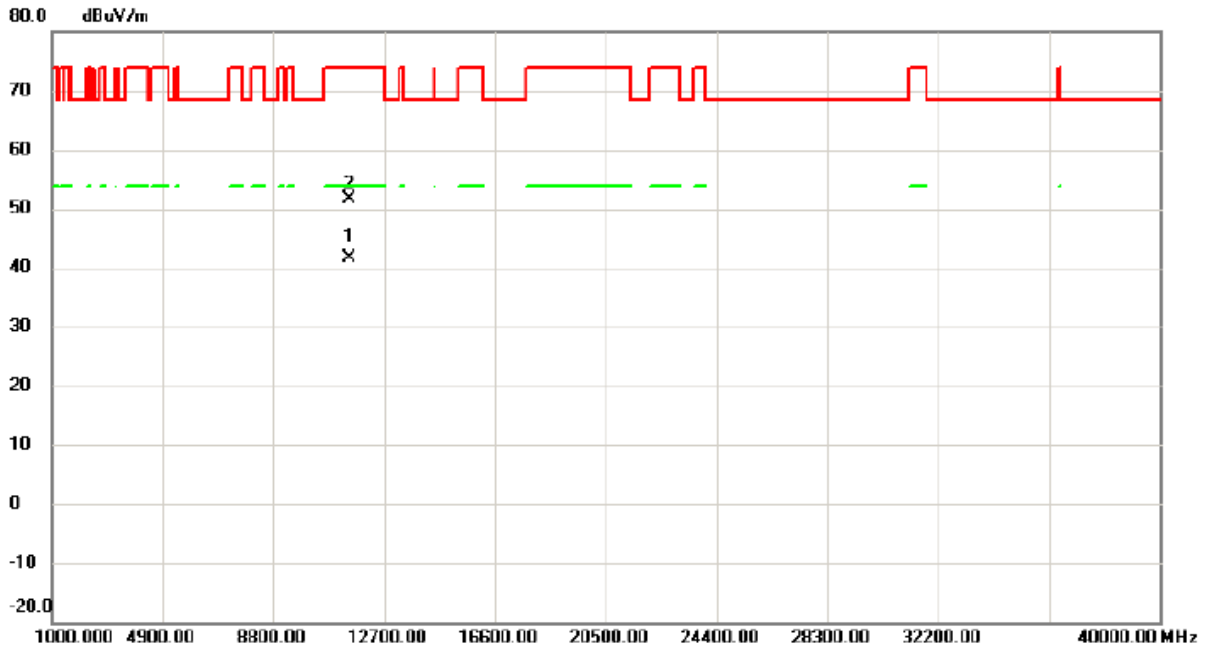
No.	Mk.	Freq.	Reading Level	Correct Factor	Measurement	Limit	Margin		
		MHz	dBuV	dB	dBuV/m	dBuV/m	dB	Detector	Comment
1		5715.000	60.41	19.43	79.84	109.40	-29.56	peak	
2		5725.000	75.82	19.45	95.27	122.20	-26.93	peak	
3	*	5739.100	106.34	19.47	125.81	122.20	3.61	peak	No Limit

**REMARKS:**

- (1) Measurement Value = Reading Level + Correct Factor.
- (2) Margin Level = Measurement Value - Limit Value.

Orthogonal Axis	X
Test Mode	UNII-3_TX AC (VHT20) Mode 5745 MHz

### Vertical



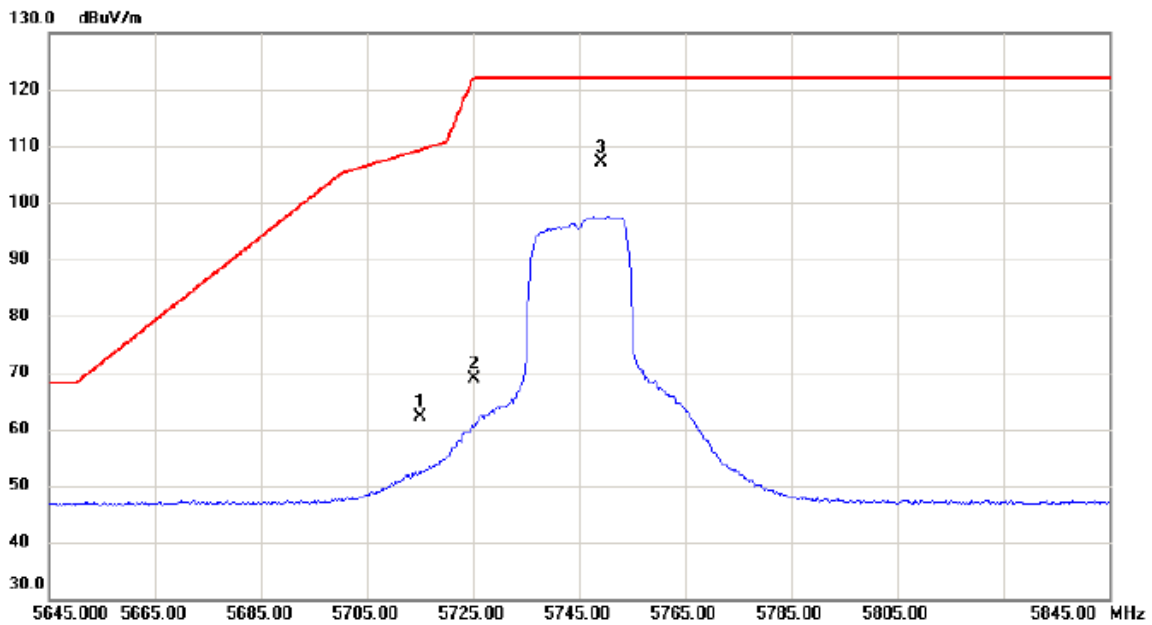
No.	Mk.	Freq. MHz	Reading Level dBuV	Correct Factor dB	Measure- ment dBuV/m	Limit dBuV/m	Margin dB	Detector	Comment
1	*	11489.350	24.65	16.95	41.60	54.00	-12.40	AVG	
2		11493.625	34.55	16.96	51.51	74.00	-22.49	peak	

**REMARKS:**

- (1) Measurement Value = Reading Level + Correct Factor.
- (2) Margin Level = Measurement Value - Limit Value.

Orthogonal Axis	X
Test Mode	UNII-3_TX AC (VHT20) Mode 5745 MHz

### Horizontal



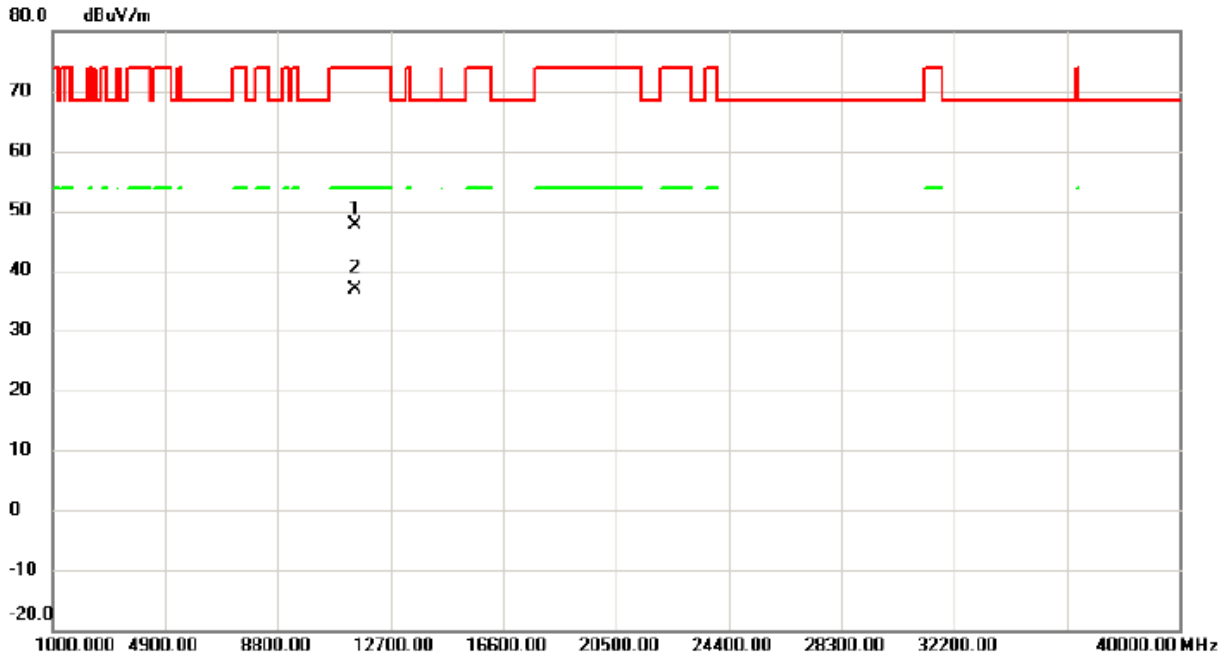
No.	Mk.	Freq.	Reading Level	Correct Factor	Measurement	Limit	Margin	Detector	Comment
		MHz	dBuV	dB	dBuV/m	dBuV/m	dB		
1		5715.000	42.59	19.43	62.02	109.40	-47.38	peak	
2		5725.000	49.33	19.45	68.78	122.20	-53.42	peak	
3	*	5749.000	87.61	19.51	107.12	122.20	-15.08	peak	No Limit

**REMARKS:**

- (1) Measurement Value = Reading Level + Correct Factor.
- (2) Margin Level = Measurement Value - Limit Value.

Orthogonal Axis	X
Test Mode	UNII-3_TX AC (VHT20) Mode 5745 MHz

### Horizontal



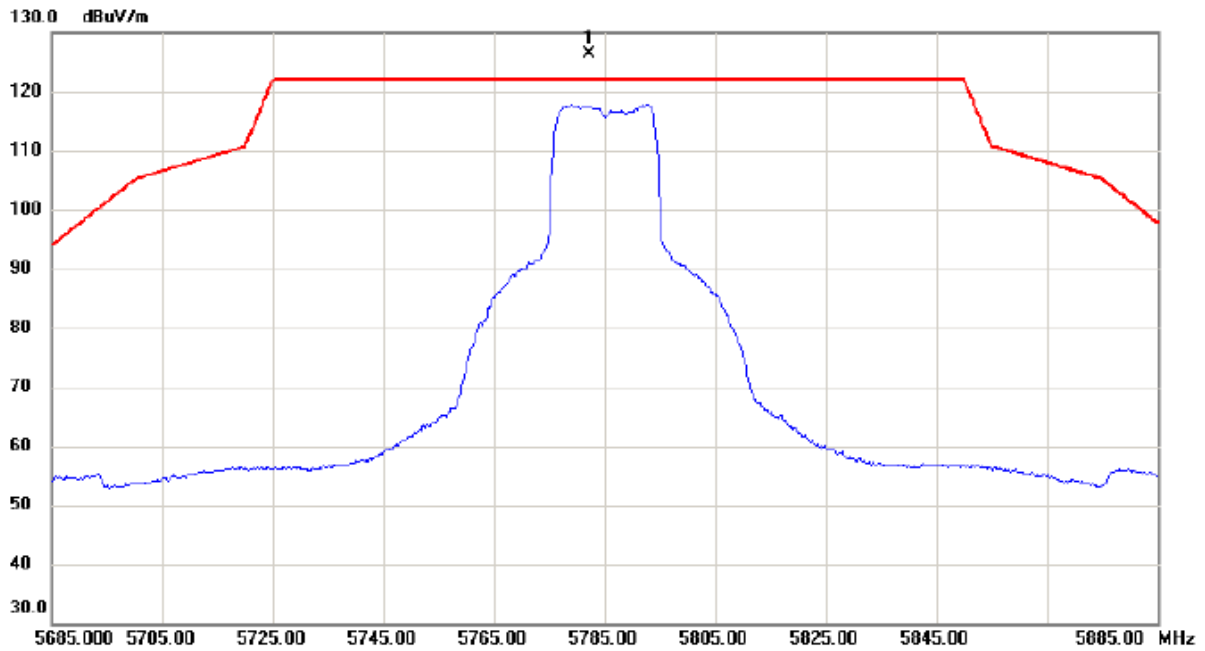
No.	Mk.	Freq. MHz	Reading Level dBuV	Correct Factor dB	Measure- ment dBuV/m	Limit dBuV/m	Margin dB	Detector	Comment
1		11488.700	30.73	16.95	47.68	74.00	-26.32	peak	
2	*	11492.575	20.00	16.96	36.96	54.00	-17.04	AVG	

**REMARKS:**

- (1) Measurement Value = Reading Level + Correct Factor.
- (2) Margin Level = Measurement Value - Limit Value.

Orthogonal Axis	X
Test Mode	UNII-3_TX AC (VHT20) Mode 5785 MHz

**Vertical**



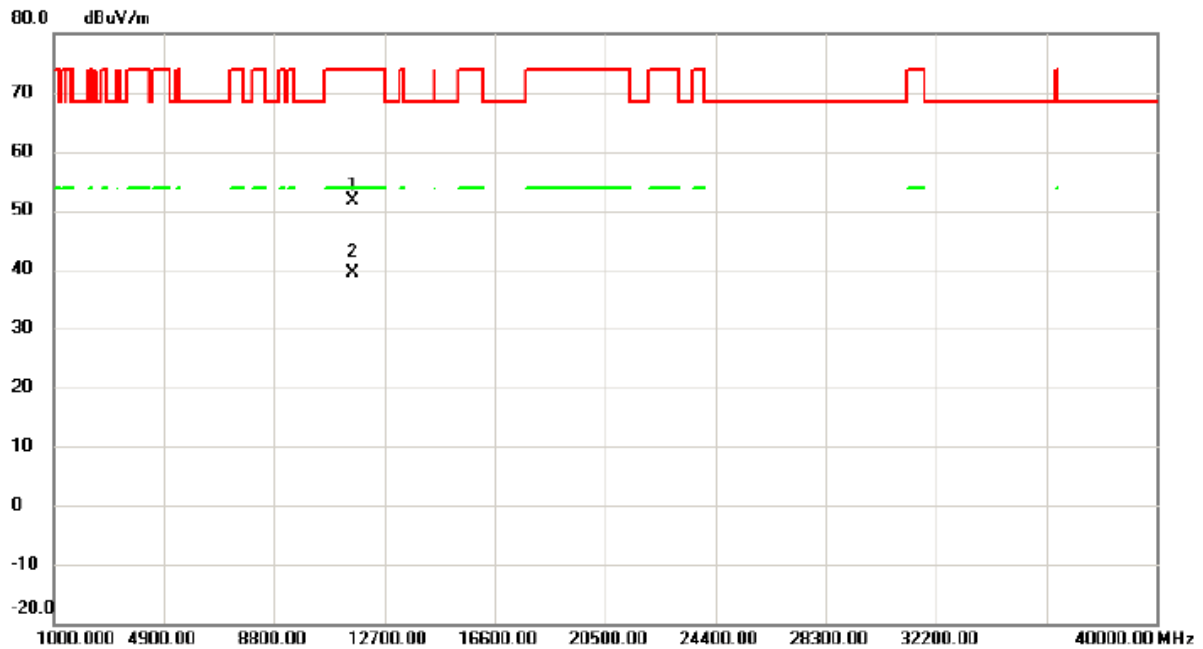
No.	Mk.	Freq.	Reading Level	Correct Factor	Measurement	Limit	Margin	Detector	Comment
		MHz	dBuV	dB	dBuV/m	dBuV/m	dB		
1	*	5782.200	106.83	19.59	126.42	122.20	4.22	peak	No Limit

**REMARKS:**

- (1) Measurement Value = Reading Level + Correct Factor.
- (2) Margin Level = Measurement Value - Limit Value.

Orthogonal Axis	X
Test Mode	UNII-3_TX AC (VHT20) Mode 5785 MHz

### Vertical



No.	Mk.	Freq. MHz	Reading Level dBuV	Correct Factor dB	Measure- ment dBuV/m	Limit dBuV/m	Margin dB	Detector	Comment
1		11568.155	34.57	17.04	51.61	74.00	-22.39	peak	
2	*	11573.975	22.32	17.05	39.37	54.00	-14.63	AVG	

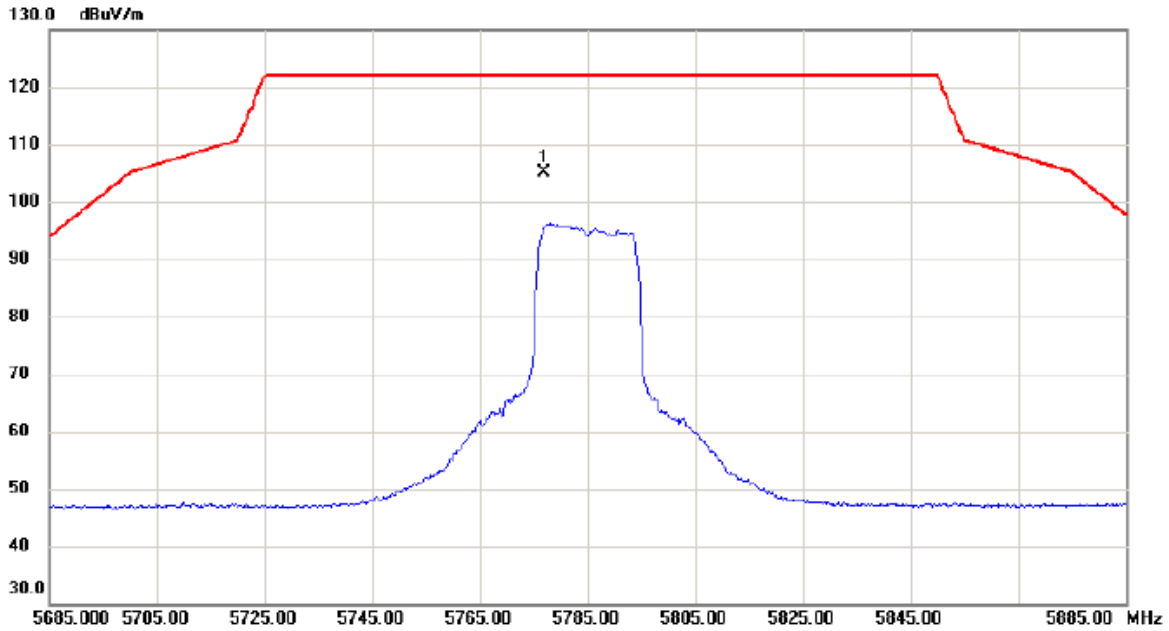
**REMARKS:**

- (1) Measurement Value = Reading Level + Correct Factor.
- (2) Margin Level = Measurement Value - Limit Value.



Orthogonal Axis	X
Test Mode	UNII-3_TX AC (VHT20) Mode 5785 MHz

### Horizontal



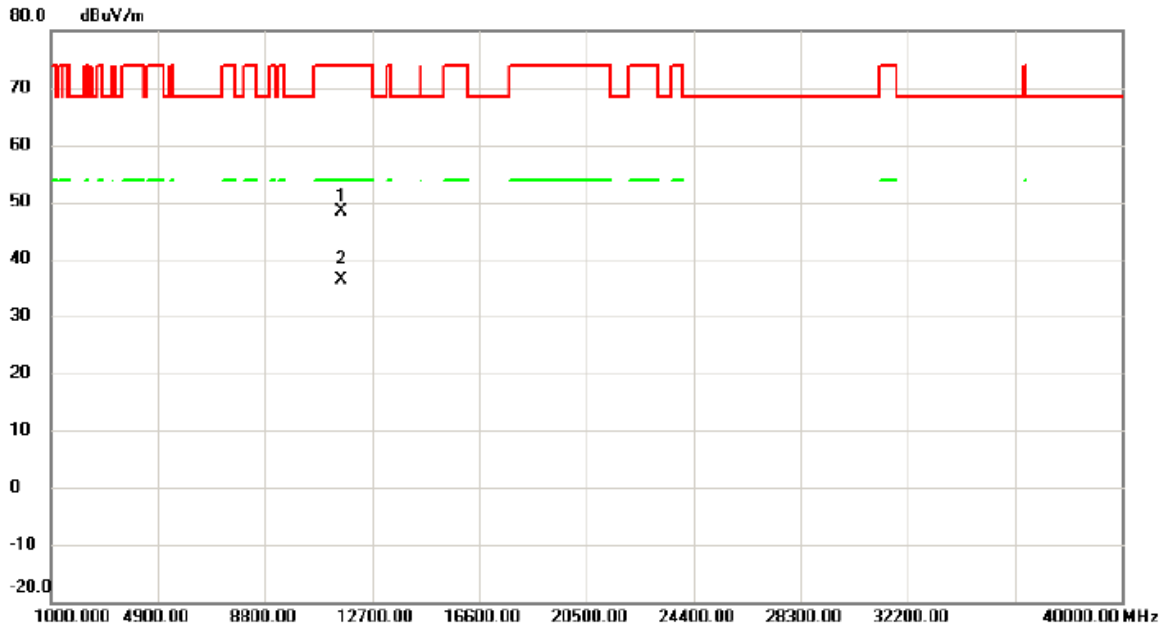
No.	Mk.	Freq. MHz	Reading Level dBuV	Correct Factor dB	Measure- ment dBuV/m	Limit dBuV/m	Margin dB	Detector	Comment
1	*	5776.900	85.46	19.56	105.02	122.20	-17.18	peak	No Limit

**REMARKS:**

- (1) Measurement Value = Reading Level + Correct Factor.
- (2) Margin Level = Measurement Value - Limit Value.

Orthogonal Axis	X
Test Mode	UNII-3_TX AC (VHT20) Mode 5785 MHz

### Horizontal



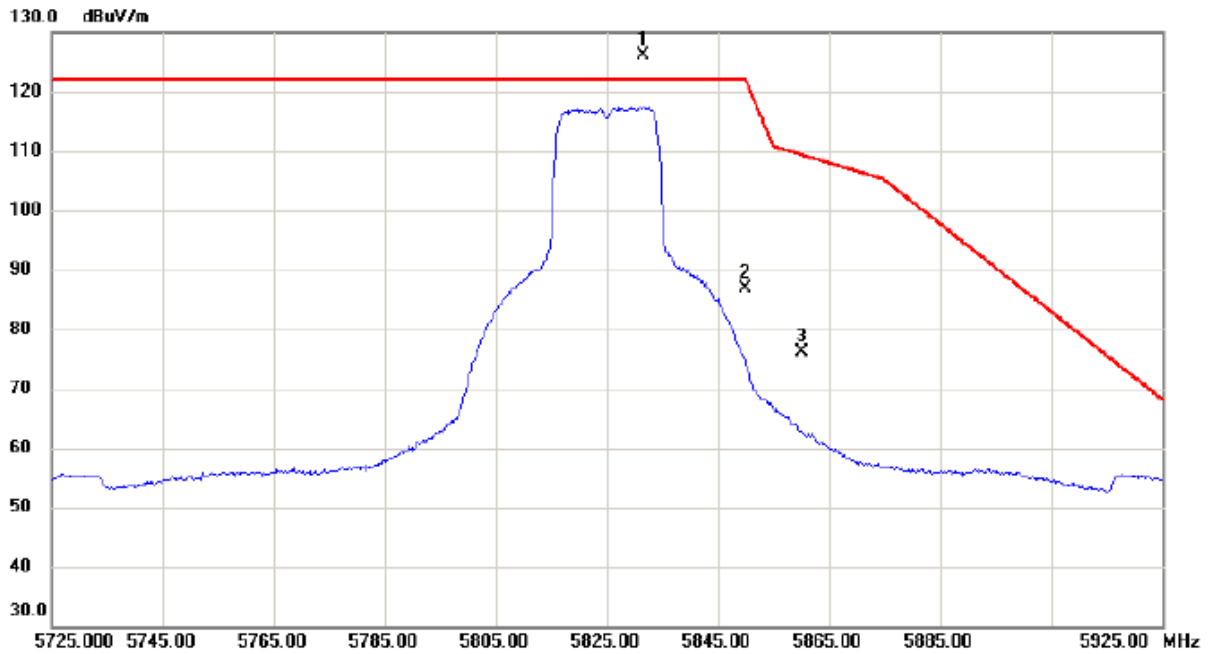
No.	Mk.	Freq. MHz	Reading Level dBuV	Correct Factor dB	Measure- ment dBuV/m	Limit dBuV/m	Margin dB	Detector	Comment
1		11570.660	31.32	17.04	48.36	74.00	-25.64	peak	
2	*	11574.550	19.38	17.05	36.43	54.00	-17.57	AVG	

**REMARKS:**

- (1) Measurement Value = Reading Level + Correct Factor.
- (2) Margin Level = Measurement Value - Limit Value.

Orthogonal Axis	X
Test Mode	UNII-3_TX AC (VHT20) Mode 5825 MHz

### Vertical



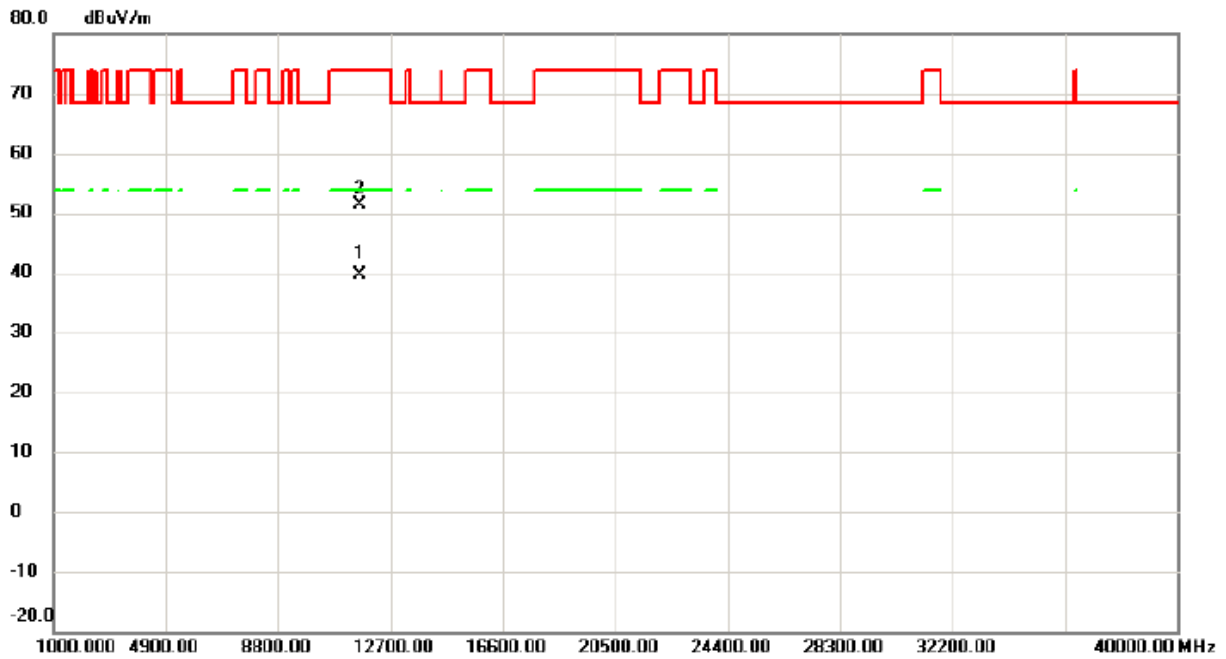
No.	Mk.	Freq. MHz	Reading Level dBuV	Correct Factor dB	Measure- ment dBuV/m	Limit dBuV/m	Margin dB	Detector	Comment
1	*	5831.600	106.48	19.70	126.18	122.20	3.98	peak	No Limit
2		5850.000	67.05	19.74	86.79	122.20	-35.41	peak	
3		5860.000	56.33	19.76	76.09	109.40	-33.31	peak	

**REMARKS:**

- (1) Measurement Value = Reading Level + Correct Factor.
- (2) Margin Level = Measurement Value - Limit Value.

Orthogonal Axis	X
Test Mode	UNII-3_TX AC (VHT20) Mode 5825 MHz

### Vertical



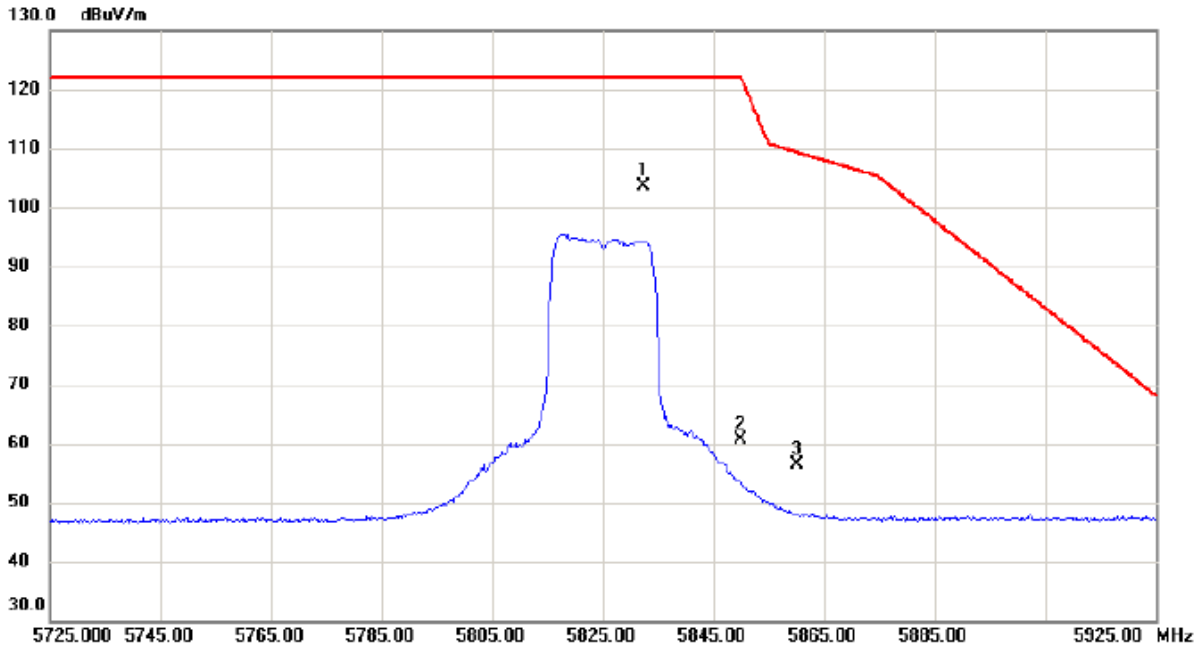
No.	Mk.	Freq. MHz	Reading Level dBuV	Correct Factor dB	Measure- ment dBuV/m	Limit dBuV/m	Margin dB	Detector	Comment
1	*	11645.500	22.57	17.11	39.68	54.00	-14.32	AVG	
2		11651.420	34.19	17.12	51.31	74.00	-22.69	peak	

#### REMARKS:

- (1) Measurement Value = Reading Level + Correct Factor.
- (2) Margin Level = Measurement Value - Limit Value.

Orthogonal Axis	X
Test Mode	UNII-3_TX AC (VHT20) Mode 5825 MHz

### Horizontal



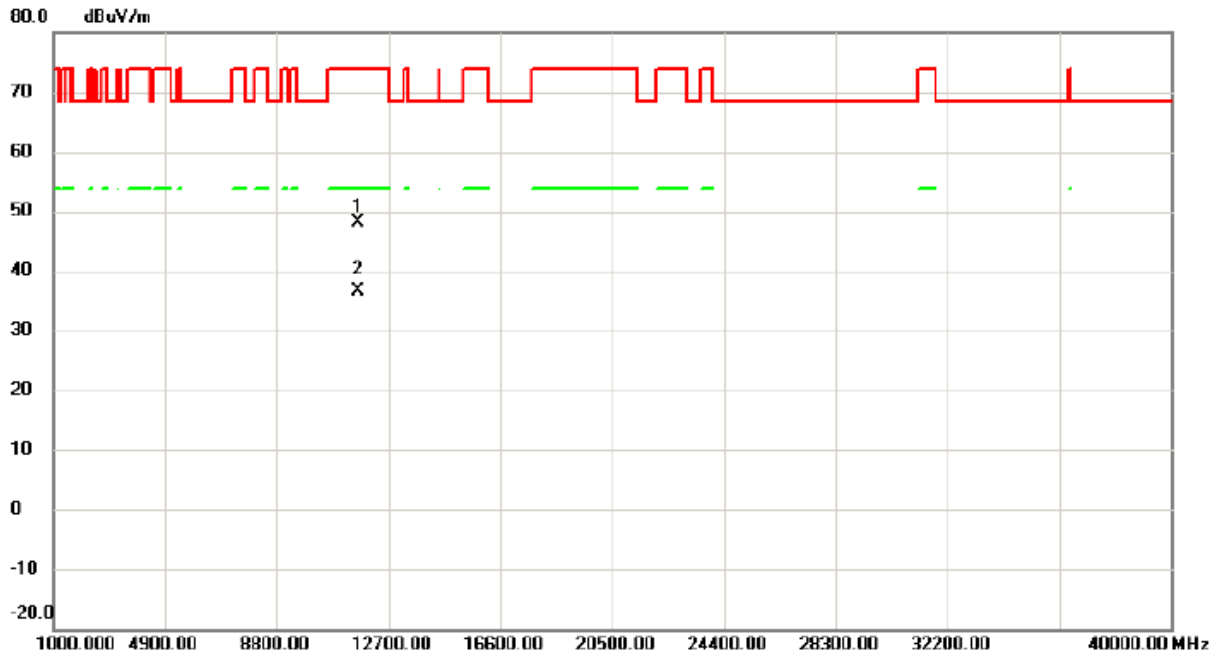
No. Mk.	Freq. MHz	Reading Level dBuV	Correct Factor dB	Measure- ment dBuV/m	Limit dBuV/m	Margin dB	Detector	Comment
1 *	5832.300	83.85	19.70	103.55	122.20	-18.65	peak	No Limit
2	5850.000	40.93	19.74	60.67	122.20	-61.53	peak	
3	5860.000	36.70	19.76	56.46	109.40	-52.94	peak	

**REMARKS:**

- (1) Measurement Value = Reading Level + Correct Factor.
- (2) Margin Level = Measurement Value - Limit Value.

Orthogonal Axis	X
Test Mode	UNII-3_TX AC (VHT20) Mode 5825 MHz

### Horizontal



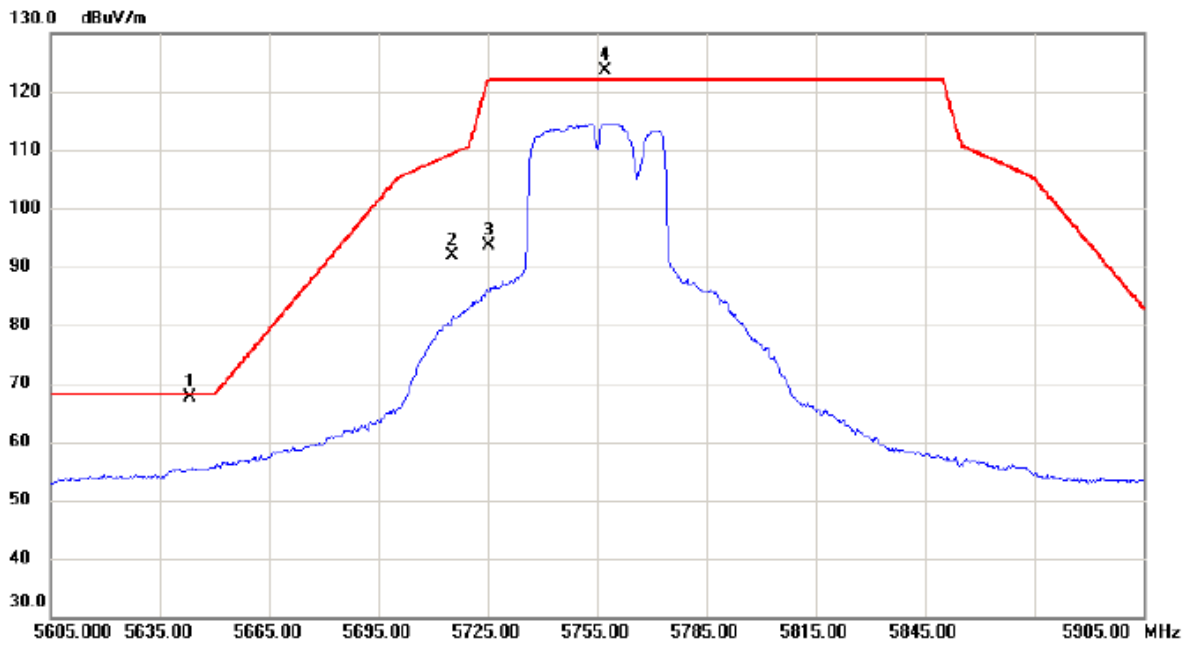
No.	Mk.	Freq. MHz	Reading Level dBuV	Correct Factor dB	Measure- ment dBuV/m	Limit dBuV/m	Margin dB	Detector	Comment
1		11645.125	30.96	17.11	48.07	74.00	-25.93	peak	
2	*	11650.175	19.54	17.12	36.66	54.00	-17.34	AVG	

**REMARKS:**

- (1) Measurement Value = Reading Level + Correct Factor.
- (2) Margin Level = Measurement Value - Limit Value.

Orthogonal Axis	X
Test Mode	UNII-3_TX AC (VHT40) Mode 5755 MHz

### Vertical



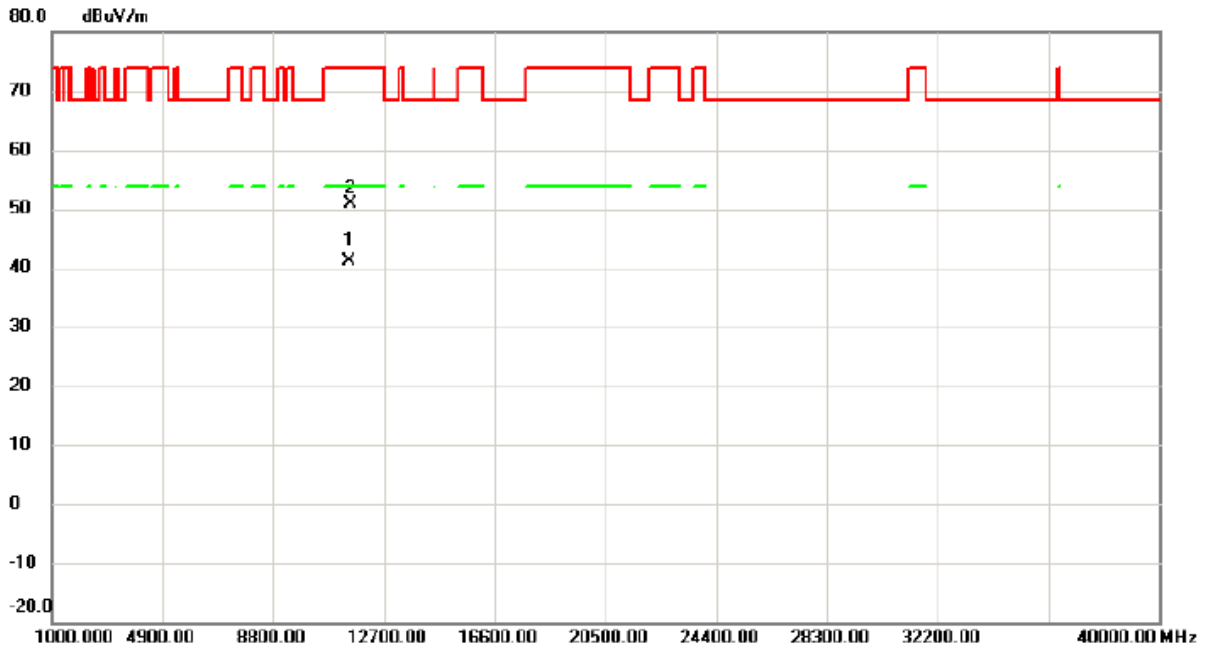
No.	Mk.	Freq.	Reading Level	Correct Factor	Measurement	Limit	Margin	Detector	Comment
		MHz	dBuV	dB	dBuV/m	dBuV/m	dB		
1		5643.400	48.43	19.25	67.68	68.20	-0.52	peak	
2		5715.000	72.44	19.43	91.87	109.40	-17.53	peak	
3		5725.000	74.30	19.45	93.75	122.20	-28.45	peak	
4	*	5757.100	104.22	19.53	123.75	122.20	1.55	peak	No Limit

**REMARKS:**

- (1) Measurement Value = Reading Level + Correct Factor.
- (2) Margin Level = Measurement Value - Limit Value.

Orthogonal Axis	X
Test Mode	UNII-3_TX AC (VHT40) Mode 5755 MHz

**Vertical**



No.	Mk.	Freq. MHz	Reading Level dBuV	Correct Factor dB	Measure- ment dBuV/m	Limit dBuV/m	Margin dB	Detector	Comment
1	*	11489.550	24.16	16.95	41.11	54.00	-12.89	AVG	
2		11509.100	33.84	16.99	50.83	74.00	-23.17	peak	

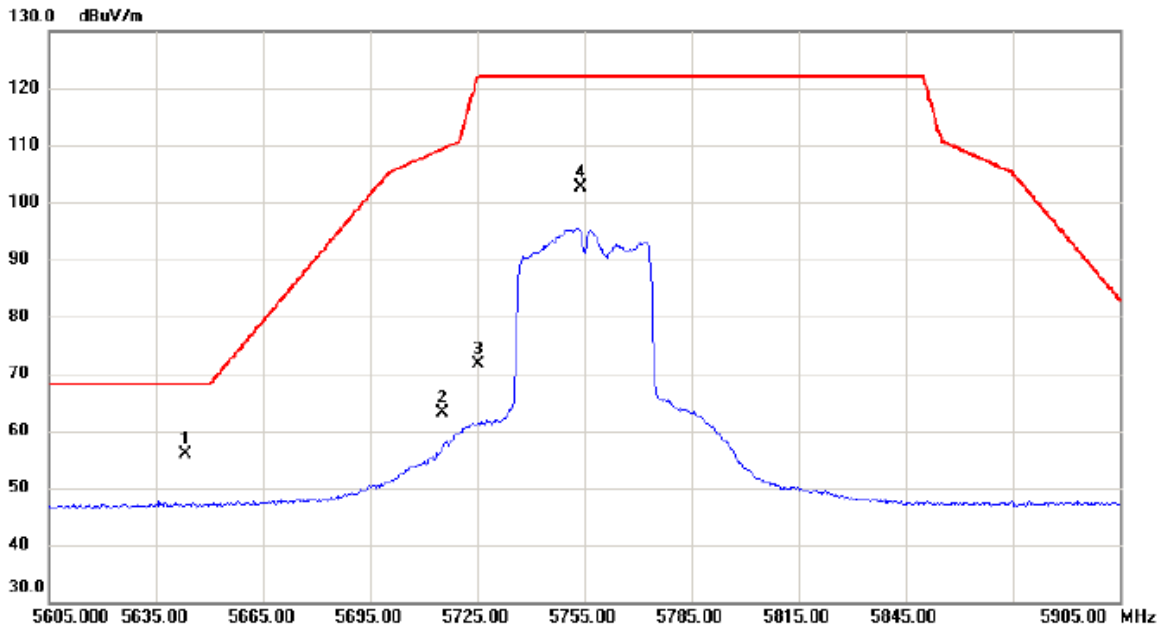
**REMARKS:**

- (1) Measurement Value = Reading Level + Correct Factor.
- (2) Margin Level = Measurement Value - Limit Value.



Orthogonal Axis	X
Test Mode	UNII-3_TX AC (VHT40) Mode 5755 MHz

### Horizontal



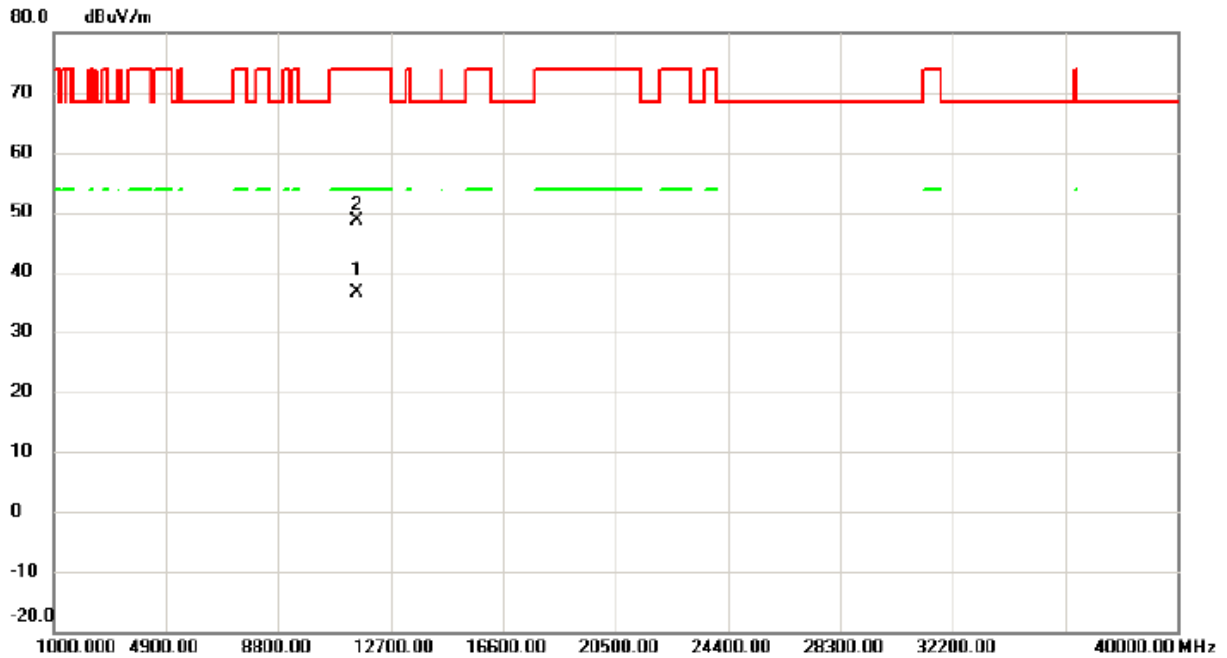
No.	Mk.	Freq.	Reading Level	Correct Factor	Measurement	Limit	Margin	Detector	Comment
		MHz	dBuV	dB	dBuV/m	dBuV/m	dB		
1	*	5643.400	36.67	19.25	55.92	68.20	-12.28	peak	
2		5715.000	43.78	19.43	63.21	109.40	-46.19	peak	
3		5725.000	52.19	19.45	71.64	122.20	-50.56	peak	
4		5753.800	83.11	19.51	102.62	122.20	-19.58	peak	No Limit

**REMARKS:**

- (1) Measurement Value = Reading Level + Correct Factor.
- (2) Margin Level = Measurement Value - Limit Value.

Orthogonal Axis	X
Test Mode	UNII-3_TX AC (VHT40) Mode 5755 MHz

### Horizontal



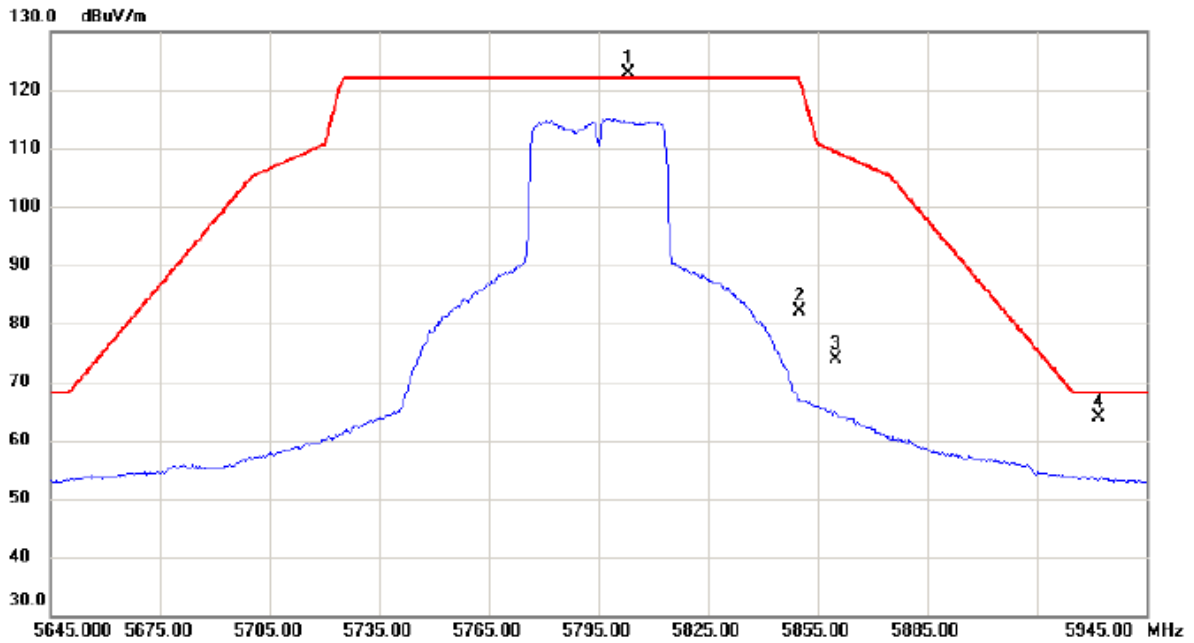
No.	Mk.	Freq. MHz	Reading Level dBuV	Correct Factor dB	Measure- ment dBuV/m	Limit dBuV/m	Margin dB	Detector	Comment
1	*	11507.750	19.74	16.99	36.73	54.00	-17.27	AVG	
2		11509.030	31.66	16.99	48.65	74.00	-25.35	peak	

**REMARKS:**

- (1) Measurement Value = Reading Level + Correct Factor.
- (2) Margin Level = Measurement Value - Limit Value.

Orthogonal Axis	X
Test Mode	UNII-3_TX AC (VHT40) Mode 5795 MHz

### Vertical



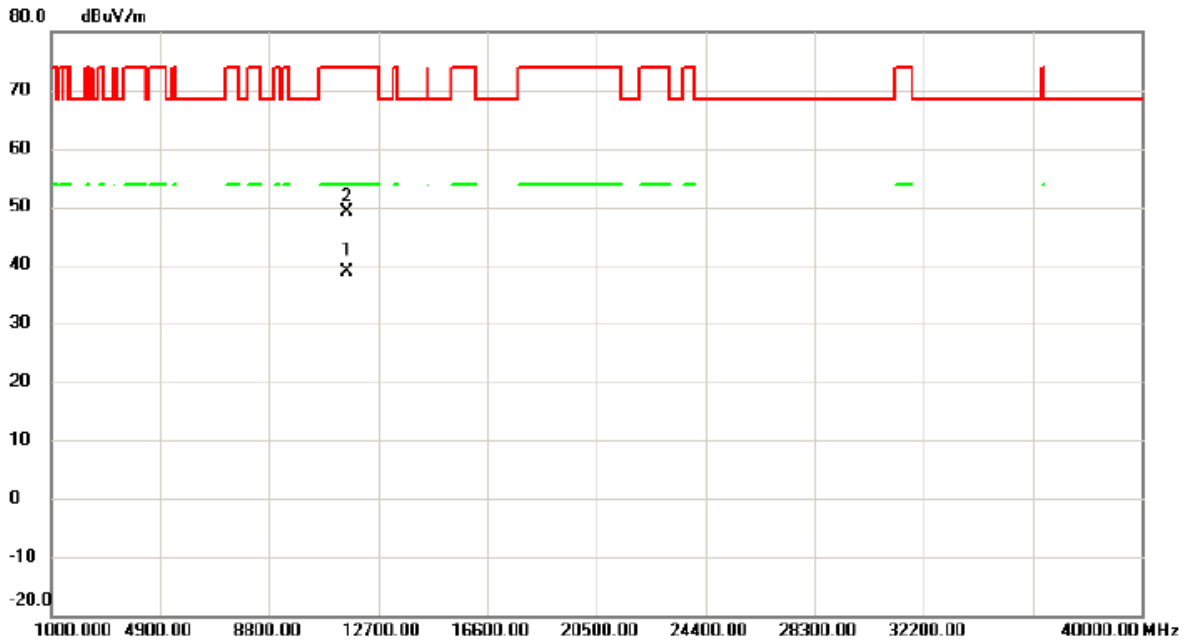
No.	Mk.	Freq. MHz	Reading Level dBuV	Correct Factor dB	Measure- ment dBuV/m	Limit dBuV/m	Margin dB	Detector	Comment
1	*	5803.100	103.32	19.63	122.95	122.20	0.75	peak	No Limit
2		5850.000	62.31	19.74	82.05	122.20	-40.15	peak	
3		5860.000	54.07	19.76	73.83	109.40	-35.57	peak	
4		5931.950	43.89	19.93	63.82	68.20	-4.38	peak	

**REMARKS:**

- (1) Measurement Value = Reading Level + Correct Factor.
- (2) Margin Level = Measurement Value - Limit Value.

Orthogonal Axis	X
Test Mode	UNII-3_TX AC (VHT40) Mode 5795 MHz

### Vertical



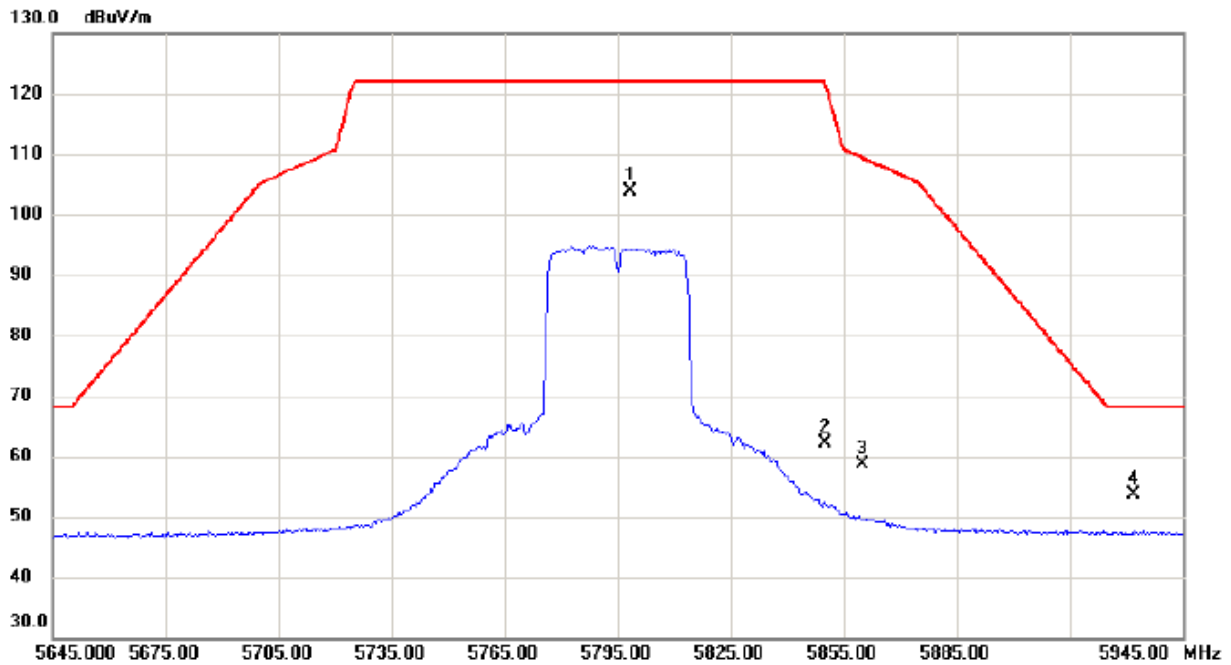
No.	Mk.	Freq.	Reading Level	Correct Factor	Measurement	Limit	Margin	Detector	Comment
		MHz	dBuV	dB	dBuV/m	dBuV/m	dB		
1	*	11594.000	21.73	17.06	38.79	54.00	-15.21	AVG	
2		11594.225	32.14	17.06	49.20	74.00	-24.80	peak	

**REMARKS:**

- (1) Measurement Value = Reading Level + Correct Factor.
- (2) Margin Level = Measurement Value - Limit Value.

Orthogonal Axis	X
Test Mode	UNII-3_TX AC (VHT40) Mode 5795 MHz

### Horizontal



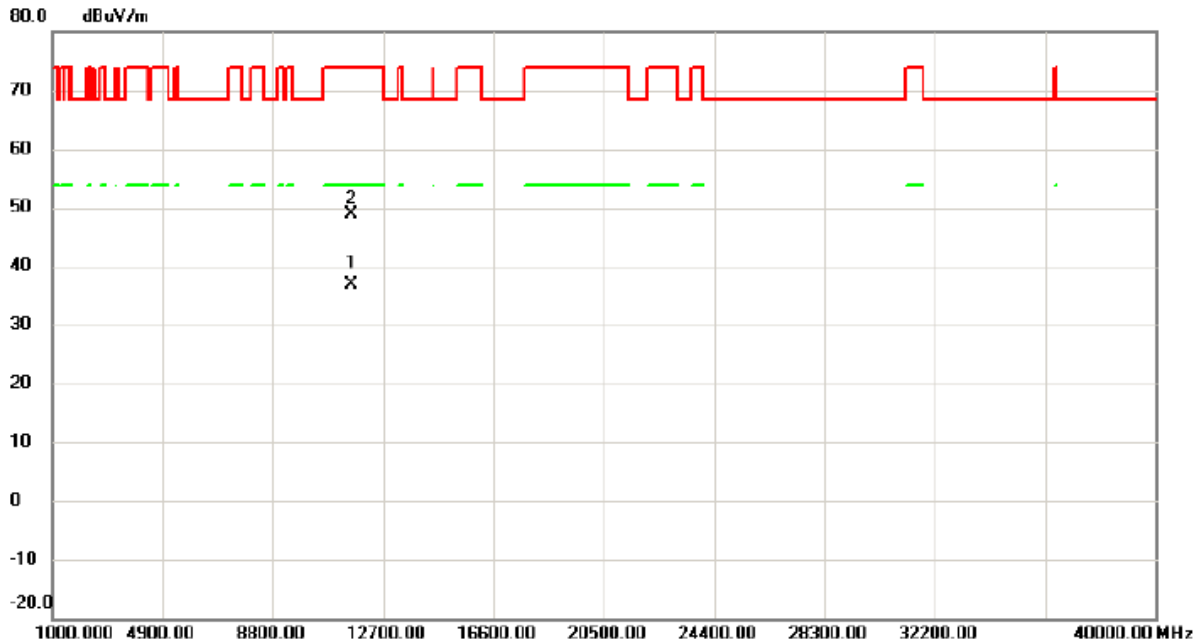
No.	Mk.	Freq.	Reading Level	Correct Factor	Measurement	Limit	Margin		
		MHz	dBuV	dB	dBuV/m	dBuV/m	dB	Detector	Comment
1		5798.300	84.32	19.62	103.94	122.20	-18.26	peak	No Limit
2		5850.000	42.27	19.74	62.01	122.20	-60.19	peak	
3		5860.000	38.88	19.76	58.64	109.40	-50.76	peak	
4	*	5931.950	33.78	19.93	53.71	68.20	-14.49	peak	

**REMARKS:**

- (1) Measurement Value = Reading Level + Correct Factor.
- (2) Margin Level = Measurement Value - Limit Value.

Orthogonal Axis	X
Test Mode	UNII-3_TX AC (VHT40) Mode 5795 MHz

### Horizontal



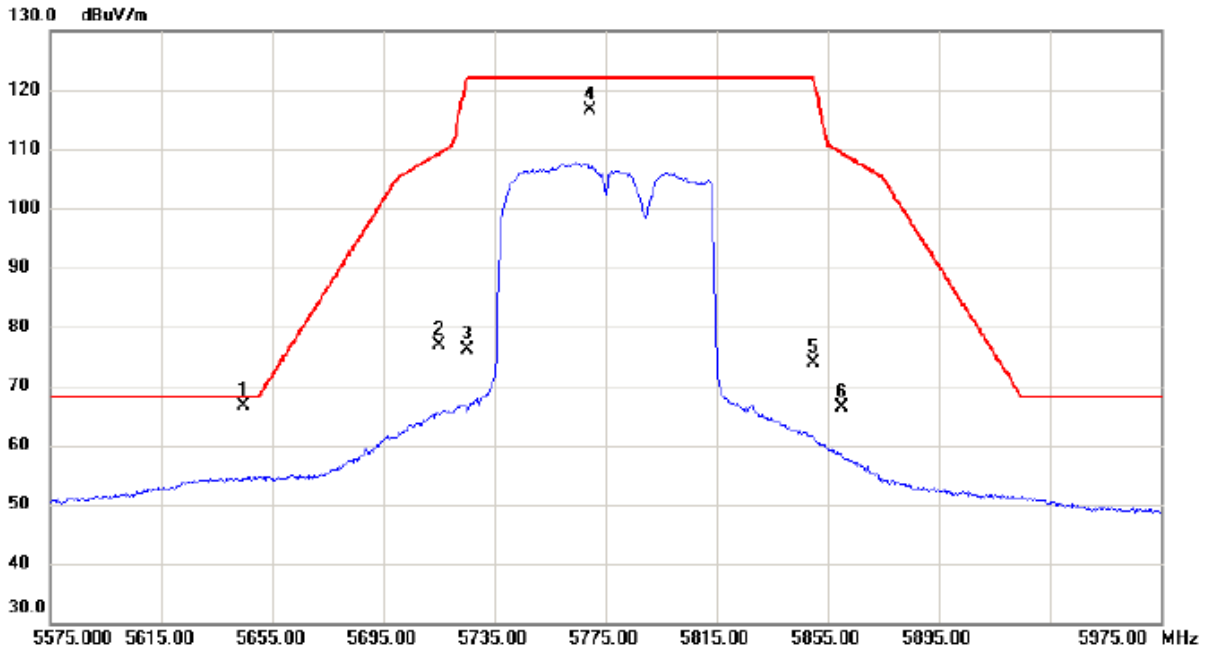
No.	Mk.	Freq.	Reading Level	Correct Factor	Measurement	Limit	Margin	Detector	Comment
		MHz	dBuV	dB	dBuV/m	dBuV/m	dB		
1	*	11587.475	19.72	17.06	36.78	54.00	-17.22	AVG	
2		11592.935	31.82	17.06	48.88	74.00	-25.12	peak	

**REMARKS:**

- (1) Measurement Value = Reading Level + Correct Factor.
- (2) Margin Level = Measurement Value - Limit Value.

Orthogonal Axis	X
Test Mode	UNII-3_TX AC (VHT80) Mode 5775 MHz

### Vertical



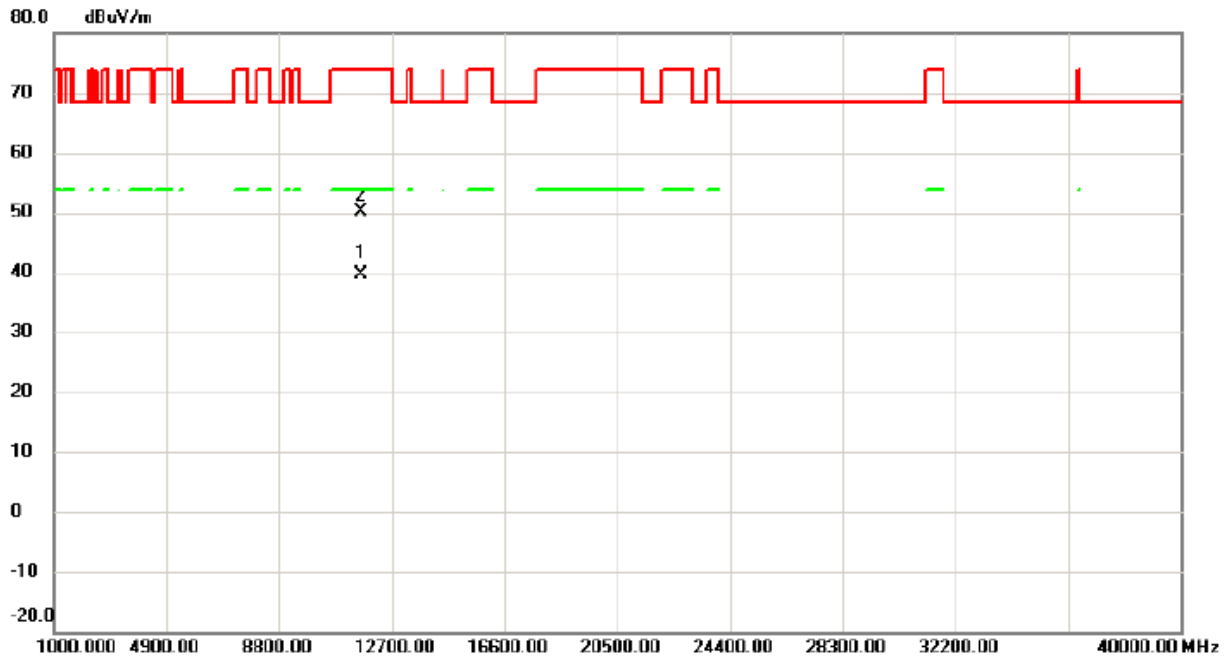
No. Mk.	Freq. MHz	Reading Level dBuV	Correct Factor dB	Measure- ment dBuV/m	Limit dBuV/m	Margin dB	Detector	Comment
1 *	5644.600	47.36	19.27	66.63	68.20	-1.57	peak	
2	5715.000	57.50	19.43	76.93	109.40	-32.47	peak	
3	5725.000	56.69	19.45	76.14	122.20	-46.06	peak	
4	5769.200	97.08	19.56	116.64	122.20	-5.56	peak	No Limit
5	5850.000	54.13	19.74	73.87	122.20	-48.33	peak	
6	5860.000	46.70	19.76	66.46	109.40	-42.94	peak	

**REMARKS:**

- (1) Measurement Value = Reading Level + Correct Factor.
- (2) Margin Level = Measurement Value - Limit Value.

Orthogonal Axis	X
Test Mode	UNII-3_TX AC (VHT80) Mode 5775 MHz

### Vertical



No.	Mk.	Freq.	Reading Level	Correct Factor	Measurement	Limit	Margin	Detector	Comment
		MHz	dBuV	dB	dBuV/m	dBuV/m	dB		
1	*	11608.925	22.55	17.08	39.63	54.00	-14.37	AVG	
2		11613.525	33.11	17.08	50.19	74.00	-23.81	peak	

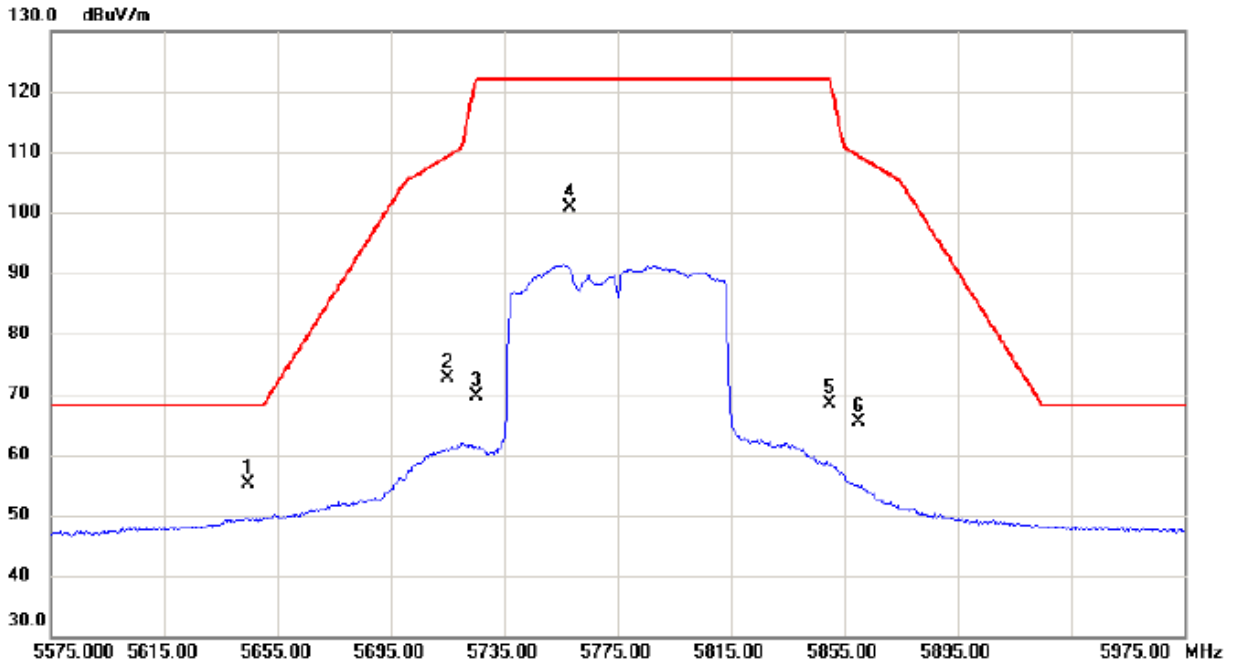
**REMARKS:**

- (1) Measurement Value = Reading Level + Correct Factor.
- (2) Margin Level = Measurement Value - Limit Value.



Orthogonal Axis	X
Test Mode	UNII-3_TX AC (VHT80) Mode 5775 MHz

### Horizontal



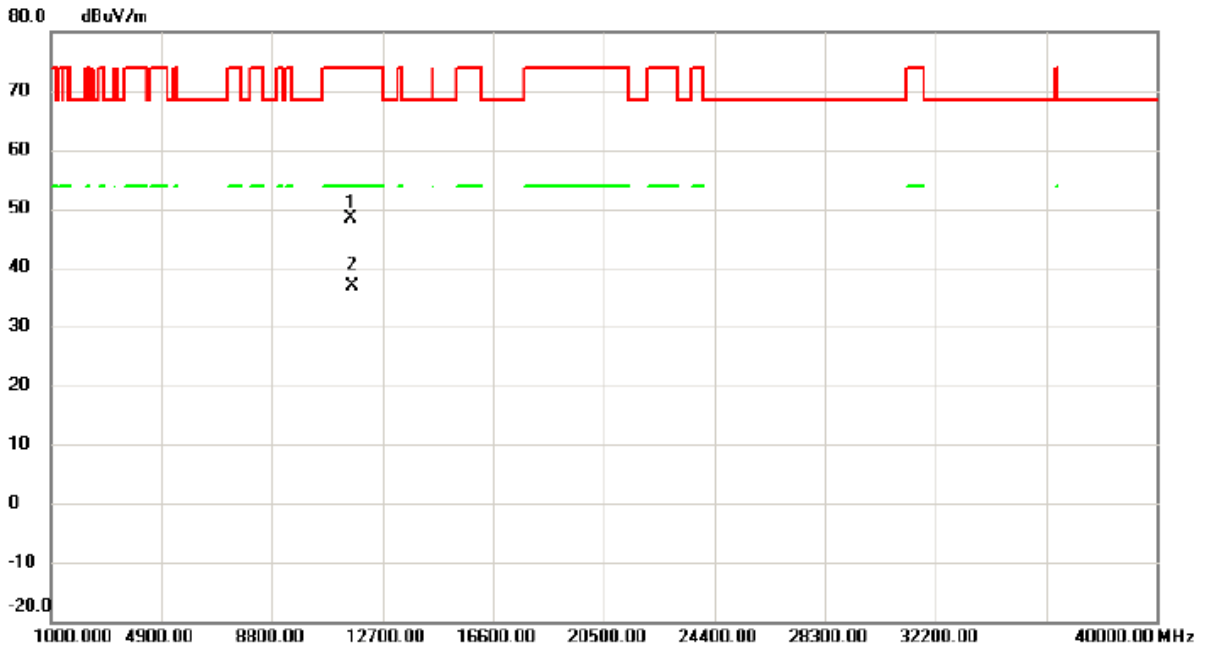
No.	Mk.	Freq. MHz	Reading Level dBuV	Correct Factor dB	Measure- ment dBuV/m	Limit dBuV/m	Margin dB	Detector	Comment
1	*	5644.600	35.97	19.27	55.24	68.20	-12.96	peak	
2		5715.000	53.13	19.43	72.56	109.40	-36.84	peak	
3		5725.000	50.24	19.45	69.69	122.20	-52.51	peak	
4		5758.200	81.28	19.53	100.81	122.20	-21.39	peak	No Limit
5		5850.000	48.58	19.74	68.32	122.20	-53.88	peak	
6		5860.000	45.74	19.76	65.50	109.40	-43.90	peak	

**REMARKS:**

- (1) Measurement Value = Reading Level + Correct Factor.
- (2) Margin Level = Measurement Value - Limit Value.

Orthogonal Axis	X
Test Mode	UNII-3_TX AC (VHT80) Mode 5775 MHz

### Horizontal

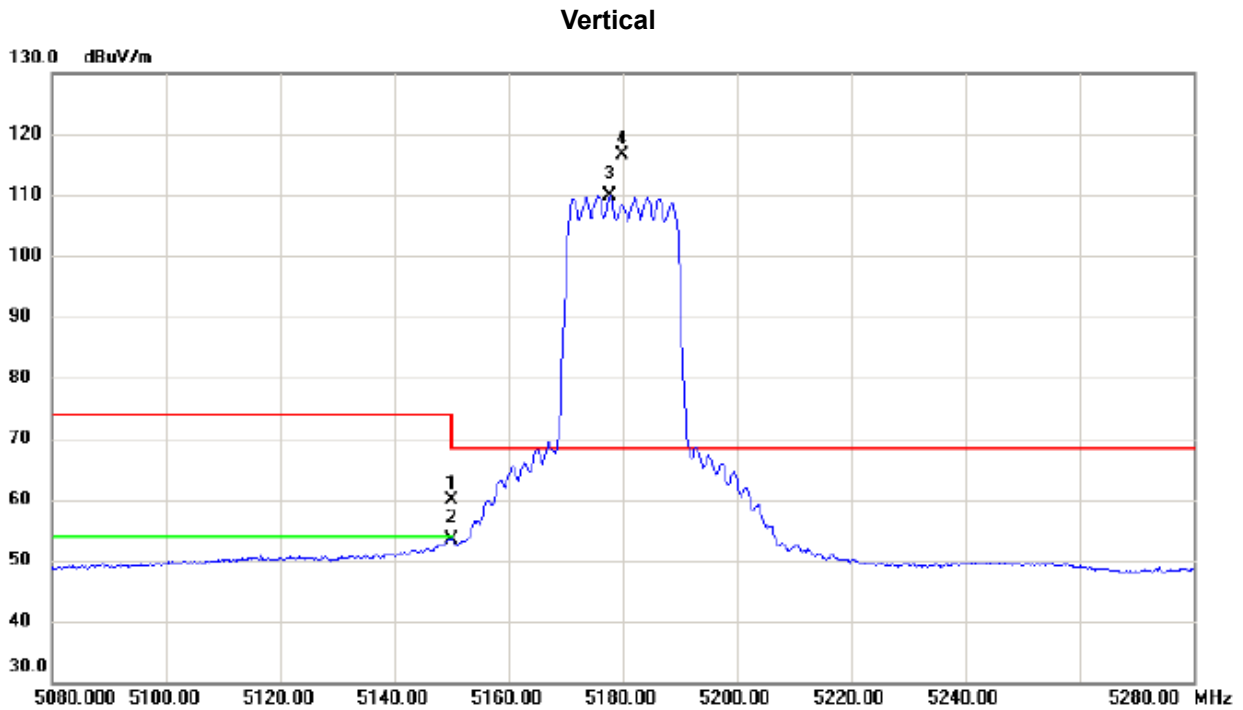


No.	Mk.	Freq.	Reading Level	Correct Factor	Measurement	Limit	Margin	Detector	Comment
		MHz	dBuV	dB	dBuV/m	dBuV/m	dB		
1		11606.470	31.21	17.08	48.29	74.00	-25.71	peak	
2	*	11614.315	19.80	17.08	36.88	54.00	-17.12	AVG	

**REMARKS:**

- (1) Measurement Value = Reading Level + Correct Factor.
- (2) Margin Level = Measurement Value - Limit Value.

Orthogonal Axis	X
Test Mode	UNII-1_TX AX (HEW20) Mode 5180 MHz



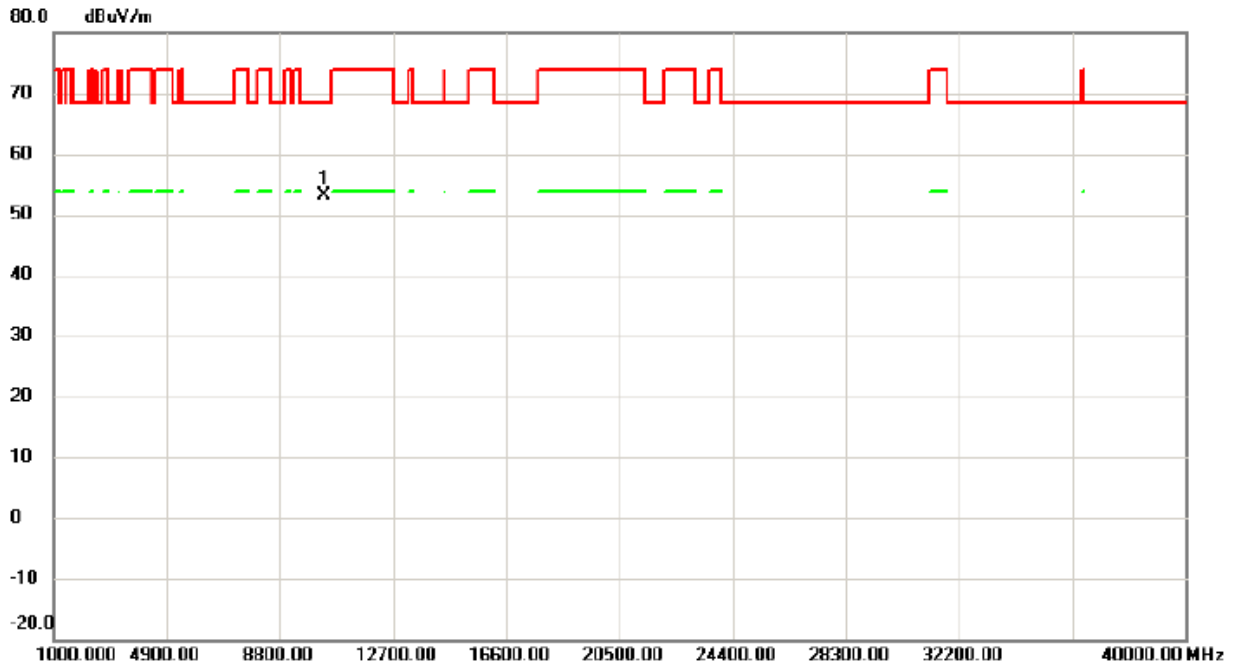
No.	Mk.	Freq. MHz	Reading Level dBuV	Correct Factor dB	Measure- ment dBuV/m	Limit dBuV/m	Margin dB	Detector	Comment
1		5150.000	41.24	18.57	59.81	74.00	-14.19	peak	
2		5150.000	34.85	18.57	53.42	54.00	-0.58	AVG	
3	X	5177.700	91.26	18.60	109.86	68.30	41.56	AVG	No Limit
4	*	5179.800	98.15	18.60	116.75	68.30	48.45	peak	No Limit

**REMARKS:**

- (1) Measurement Value = Reading Level + Correct Factor.
- (2) Margin Level = Measurement Value - Limit Value.

Orthogonal Axis	X
Test Mode	UNII-1_TX AX (HEW20) Mode 5180 MHz

### Vertical

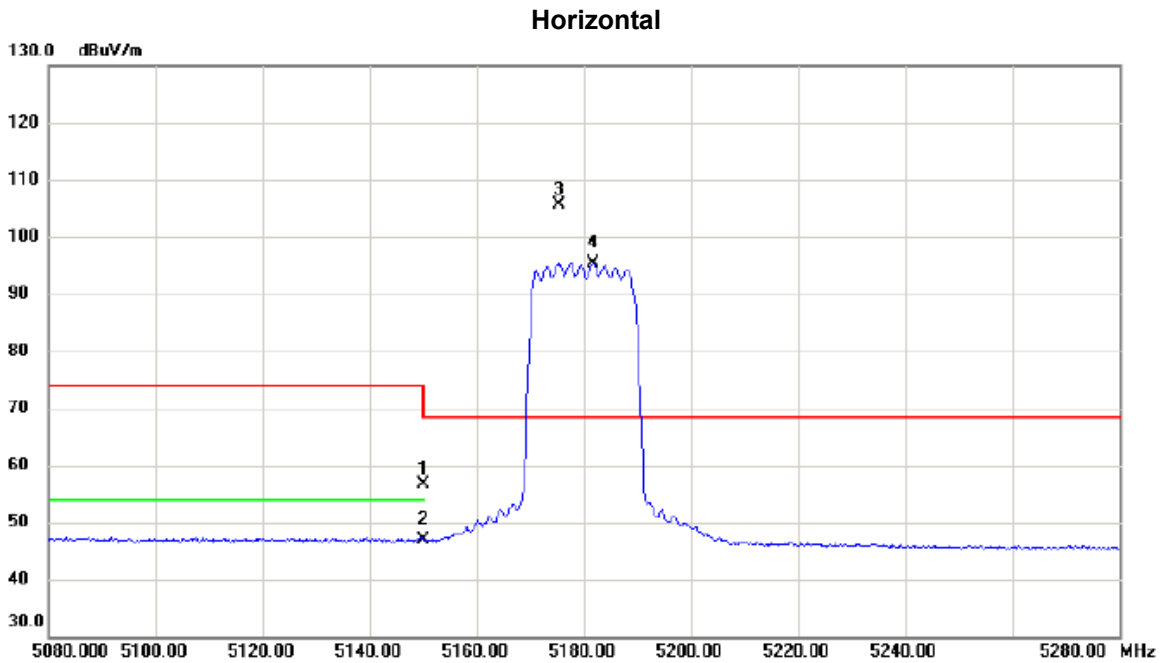


No.	Mk.	Freq.	Reading Level	Correct Factor	Measurement	Limit	Margin	Detector	Comment
		MHz	dBuV	dB	dBuV/m	dBuV/m	dB		
1	*	10359.725	39.39	13.81	53.20	68.30	-15.10	peak	

**REMARKS:**

- (1) Measurement Value = Reading Level + Correct Factor.
- (2) Margin Level = Measurement Value - Limit Value.

Orthogonal Axis	X
Test Mode	UNII-1_TX AX (HEW20) Mode 5180 MHz



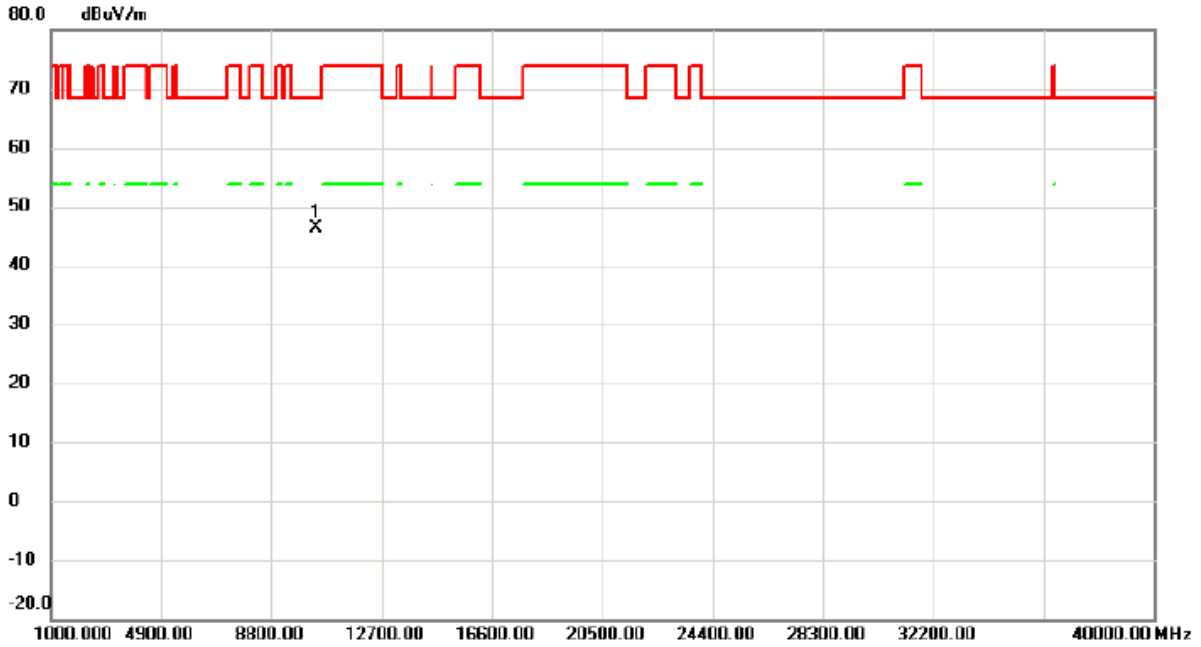
No.	Mk.	Freq. MHz	Reading Level dBuV	Correct Factor dB	Measure- ment dBuV/m	Limit dBuV/m	Margin dB	Detector	Comment
1		5150.000	38.12	18.57	56.69	74.00	-17.31	peak	
2		5150.000	28.37	18.57	46.94	54.00	-7.06	AVG	
3	*	5175.300	87.16	18.59	105.75	68.30	37.45	peak	No Limit
4	X	5181.700	76.83	18.60	95.43	68.30	27.13	AVG	No Limit

**REMARKS:**

- (1) Measurement Value = Reading Level + Correct Factor.
- (2) Margin Level = Measurement Value - Limit Value.

Orthogonal Axis	X
Test Mode	UNII-1_TX AX (HEW20) Mode 5180 MHz

### Horizontal

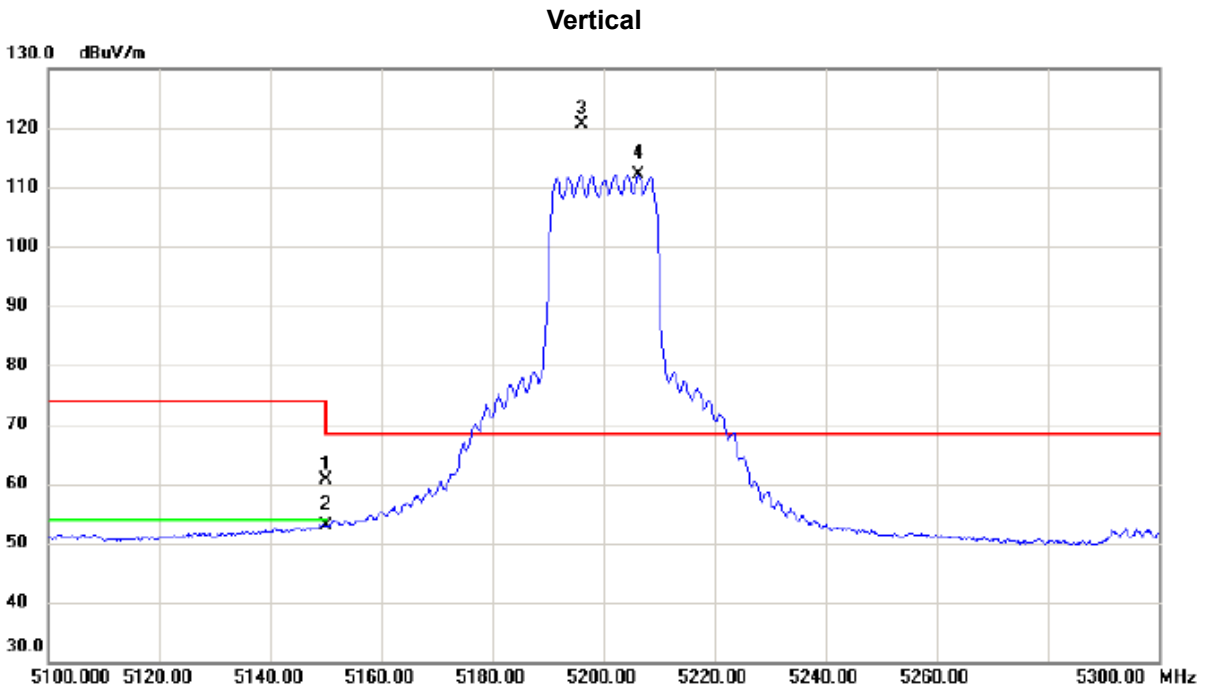


No.	Mk.	Freq.	Reading Level	Correct Factor	Measurement	Limit	Margin	Detector	Comment
		MHz	dBuV	dB	dBuV/m	dBuV/m	dB		
1	*	10360.280	32.65	13.81	46.46	68.30	-21.84	peak	

**REMARKS:**

- (1) Measurement Value = Reading Level + Correct Factor.
- (2) Margin Level = Measurement Value - Limit Value.

Orthogonal Axis	X
Test Mode	UNII-1_TX AX (HEW20) Mode 5200 MHz



No.	Mk.	Freq.	Reading Level	Correct Factor	Measurement	Limit	Margin	Detector	Comment
		MHz	dBuV	dB	dBuV/m	dBuV/m	dB		
1		5150.000	42.17	18.57	60.74	74.00	-13.26	peak	
2		5150.000	34.19	18.57	52.76	54.00	-1.24	AVG	
3	*	5196.000	102.11	18.61	120.72	68.30	52.42	peak	No Limit
4	X	5206.300	93.58	18.62	112.20	68.30	43.90	AVG	No Limit

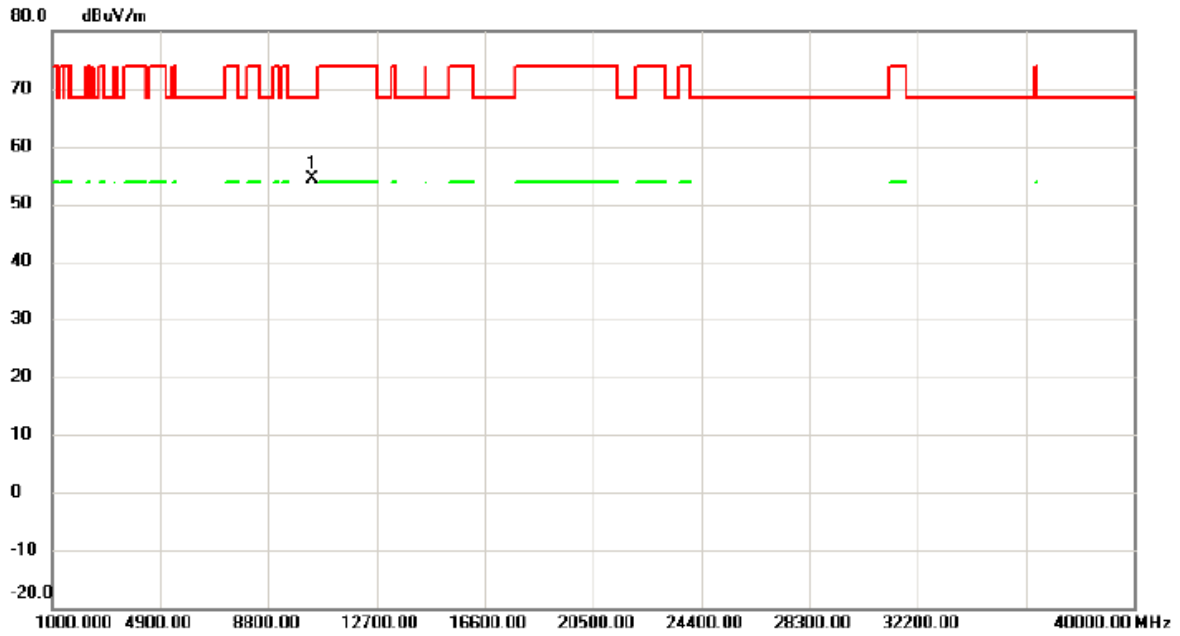
**REMARKS:**

(1) Measurement Value = Reading Level + Correct Factor.

(2) Margin Level = Measurement Value - Limit Value.

Orthogonal Axis	X
Test Mode	UNII-1_TX AX (HEW20) Mode 5200 MHz

**Vertical**



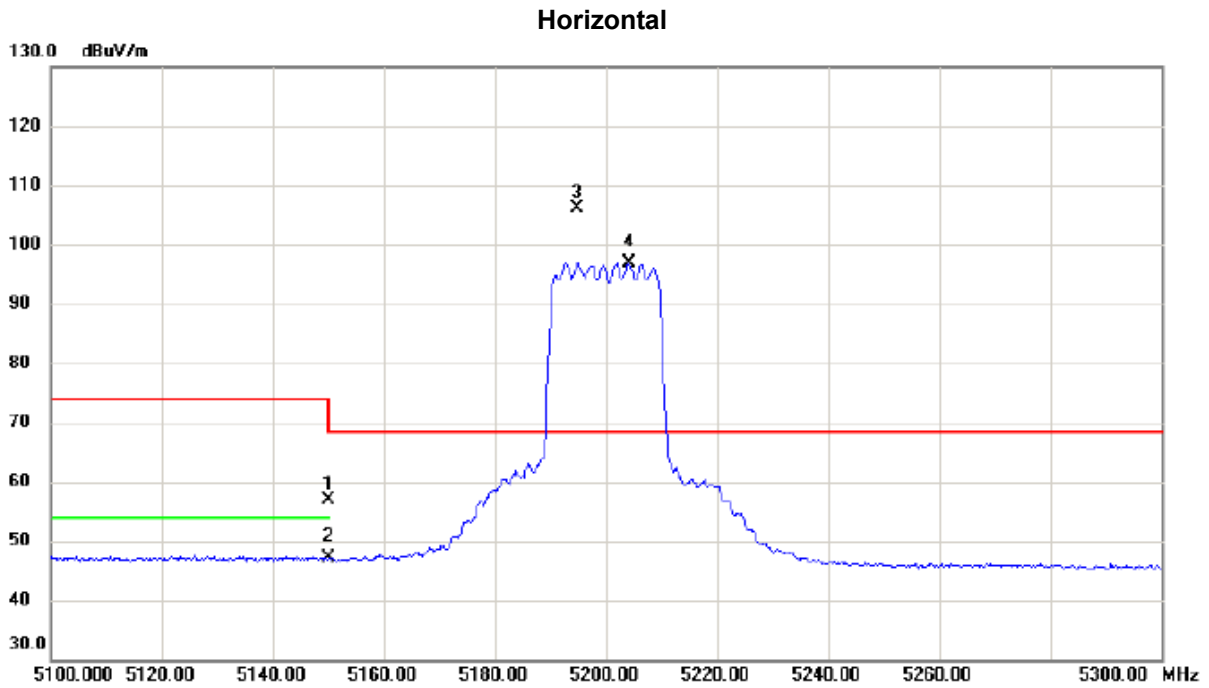
No.	Mk.	Freq.	Reading Level	Correct Factor	Measurement	Limit	Margin	Detector	Comment
		MHz	dBuV	dB	dBuV/m	dBuV/m	dB		
1	*	10401.925	40.49	13.89	54.38	68.30	-13.92	peak	

**REMARKS:**

- (1) Measurement Value = Reading Level + Correct Factor.
- (2) Margin Level = Measurement Value - Limit Value.



Orthogonal Axis	X
Test Mode	UNII-1_TX AX (HEW20) Mode 5200 MHz



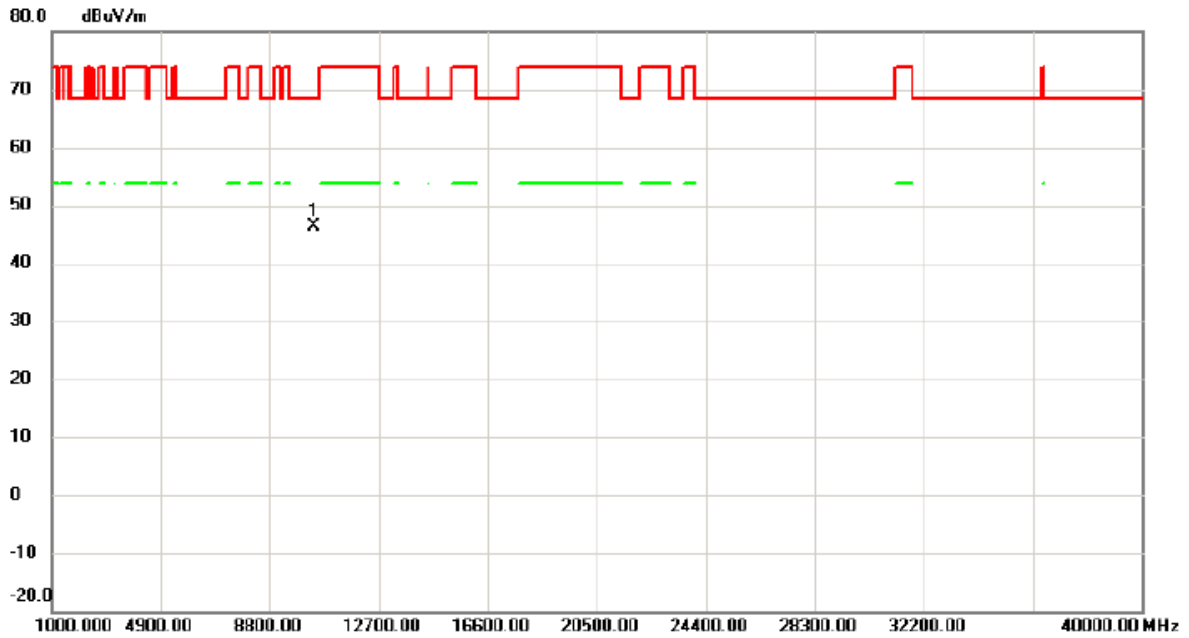
No.	Mk.	Freq. MHz	Reading Level dBuV	Correct Factor dB	Measure- ment dBuV/m	Limit dBuV/m	Margin dB	Detector	Comment
1		5150.000	38.30	18.57	56.87	74.00	-17.13	peak	
2		5150.000	28.48	18.57	47.05	54.00	-6.95	AVG	
3	*	5194.800	87.42	18.60	106.02	68.30	37.72	peak	No Limit
4	X	5204.100	78.33	18.62	96.95	68.30	28.65	AVG	No Limit

**REMARKS:**

- (1) Measurement Value = Reading Level + Correct Factor.
- (2) Margin Level = Measurement Value - Limit Value.

Orthogonal Axis	X
Test Mode	UNII-1_TX AX (HEW20) Mode 5200 MHz

### Horizontal

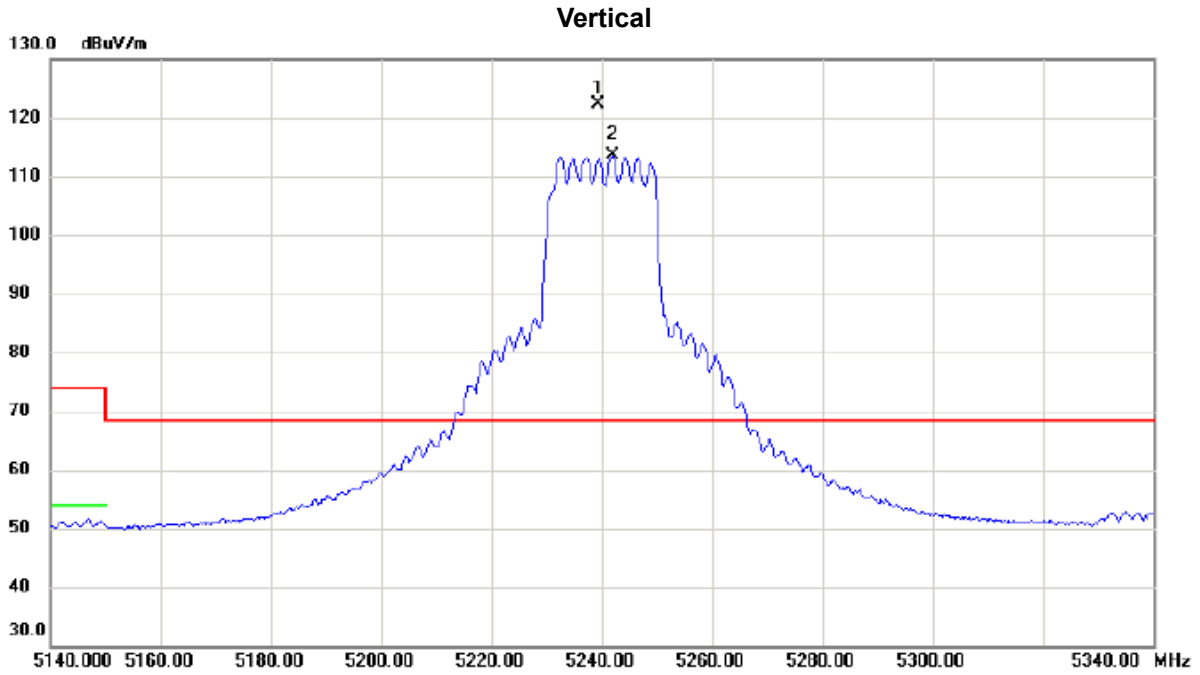


No.	Mk.	Freq.	Reading Level	Correct Factor	Measurement	Limit	Margin	Detector	Comment
		MHz	dBuV	dB	dBuV/m	dBuV/m	dB		
1	*	10399.545	32.51	13.89	46.40	68.30	-21.90	peak	

**REMARKS:**

- (1) Measurement Value = Reading Level + Correct Factor.
- (2) Margin Level = Measurement Value - Limit Value.

Orthogonal Axis	X
Test Mode	UNII-1_TX AX (HEW20) Mode 5240 MHz



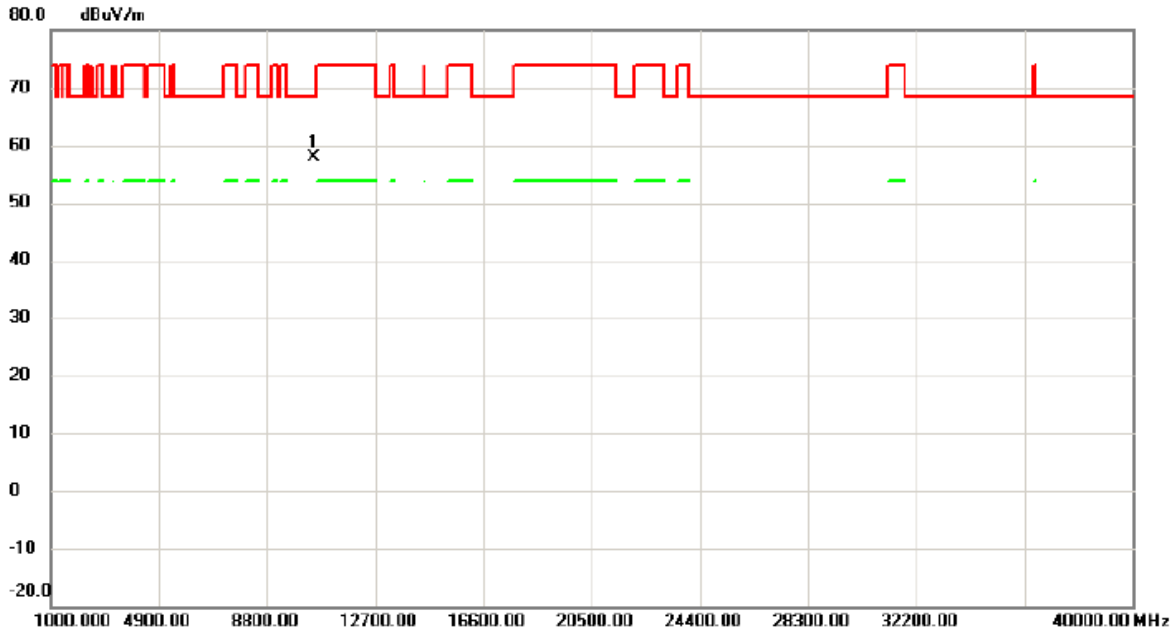
No.	Mk.	Freq.	Reading Level	Correct Factor	Measurement	Limit	Margin	Detector	Comment
		MHz	dBuV	dB	dBuV/m	dBuV/m	dB		
1	*	5239.300	103.64	18.65	122.29	68.30	53.99	peak	No Limit
2	X	5241.900	94.85	18.66	113.51	68.30	45.21	AVG	No Limit

**REMARKS:**

- (1) Measurement Value = Reading Level + Correct Factor.
- (2) Margin Level = Measurement Value - Limit Value.

Orthogonal Axis	X
Test Mode	UNII-1_TX AX (HEW20) Mode 5240 MHz

**Vertical**



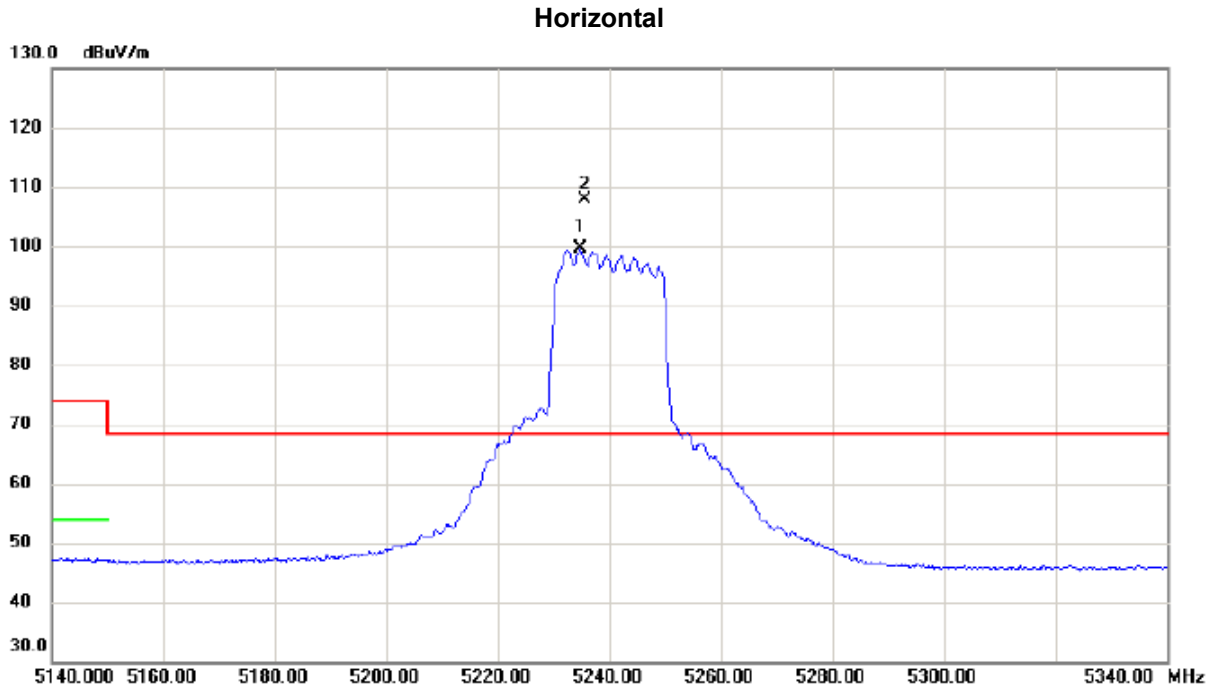
No.	Mk.	Freq.	Reading Level	Correct Factor	Measurement	Limit	Margin	Detector	Comment
		MHz	dBuV	dB	dBuV/m	dBuV/m	dB		
1	*	10476.350	43.80	14.06	57.86	68.30	-10.44	peak	

**REMARKS:**

(1) Measurement Value = Reading Level + Correct Factor.

(2) Margin Level = Measurement Value - Limit Value.

Orthogonal Axis	X
Test Mode	UNII-1_TX AX (HEW20) Mode 5240 MHz



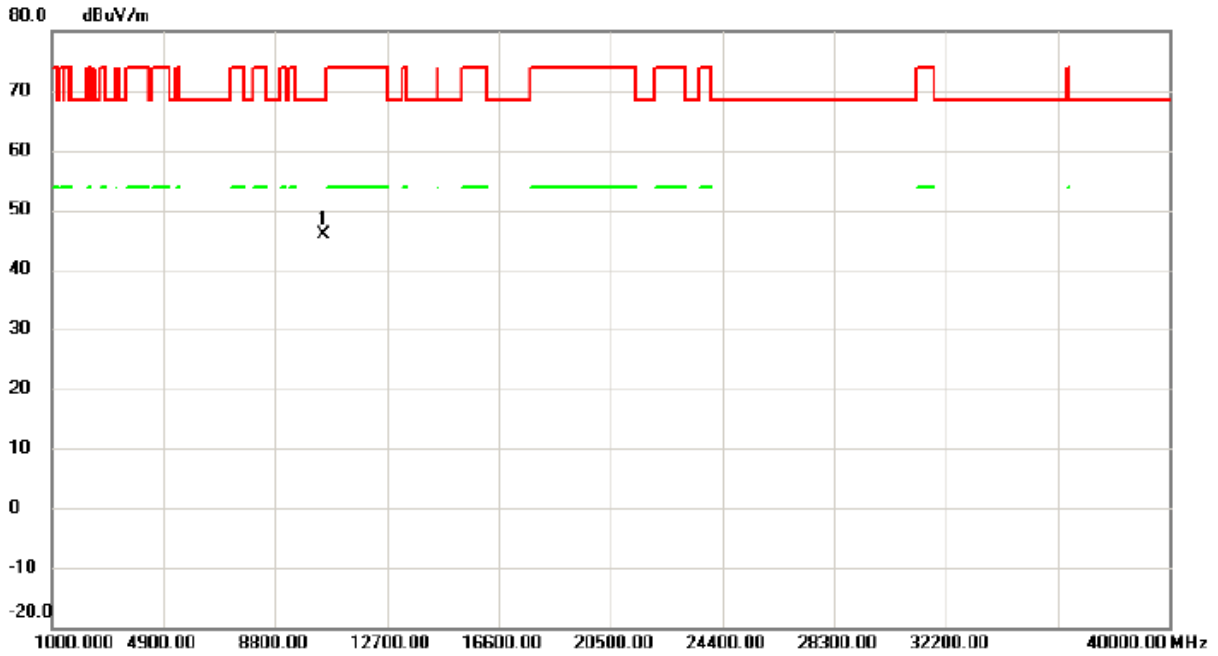
No.	Mk.	Freq.	Reading Level	Correct Factor	Measurement	Limit	Margin	Detector	Comment
		MHz	dBuV	dB	dBuV/m	dBuV/m	dB		
1	X	5234.800	80.93	18.65	99.58	68.30	31.28	AVG	No Limit
2	*	5235.600	89.20	18.66	107.86	68.30	39.56	peak	No Limit

**REMARKS:**

- (1) Measurement Value = Reading Level + Correct Factor.
- (2) Margin Level = Measurement Value - Limit Value.

Orthogonal Axis	X
Test Mode	UNII-1_TX AX (HEW20) Mode 5240 MHz

### Horizontal



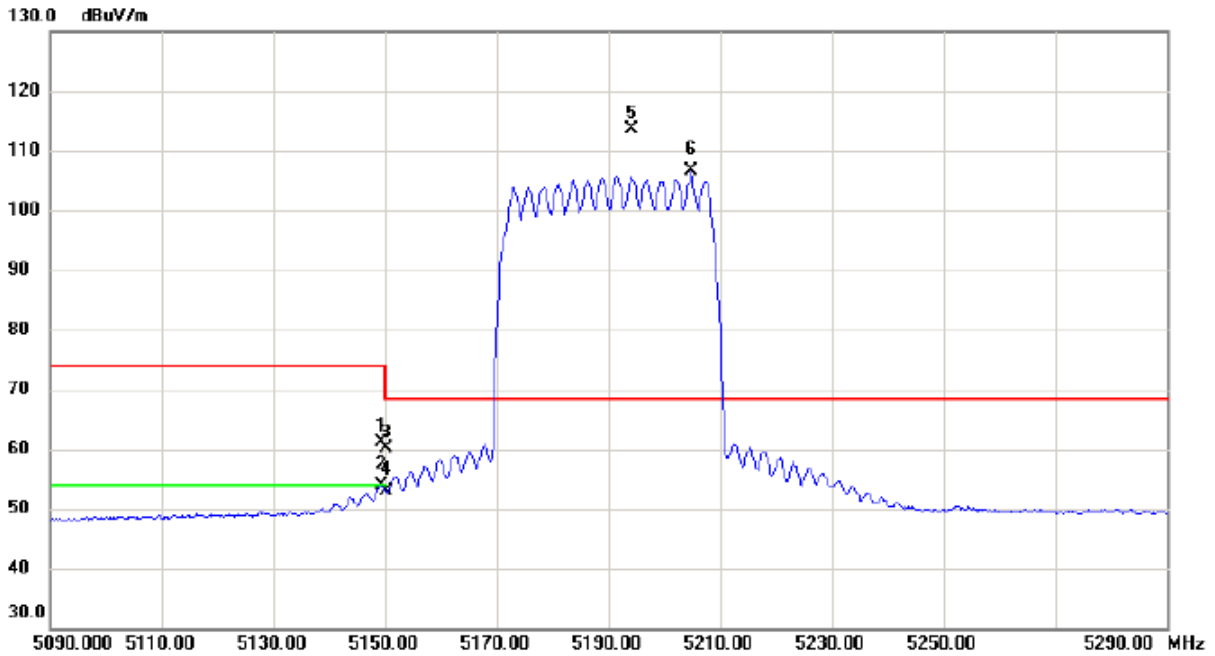
No.	Mk.	Freq.	Reading Level	Correct Factor	Measurement	Limit	Margin	Detector	Comment
		MHz	dBuV	dB	dBuV/m	dBuV/m	dB		
1	*	10481.000	31.90	14.06	45.96	68.30	-22.34	peak	

**REMARKS:**

- (1) Measurement Value = Reading Level + Correct Factor.
- (2) Margin Level = Measurement Value - Limit Value.

Orthogonal Axis	X
Test Mode	UNII-1_TX AX (HEW40) Mode 5190 MHz

### Vertical



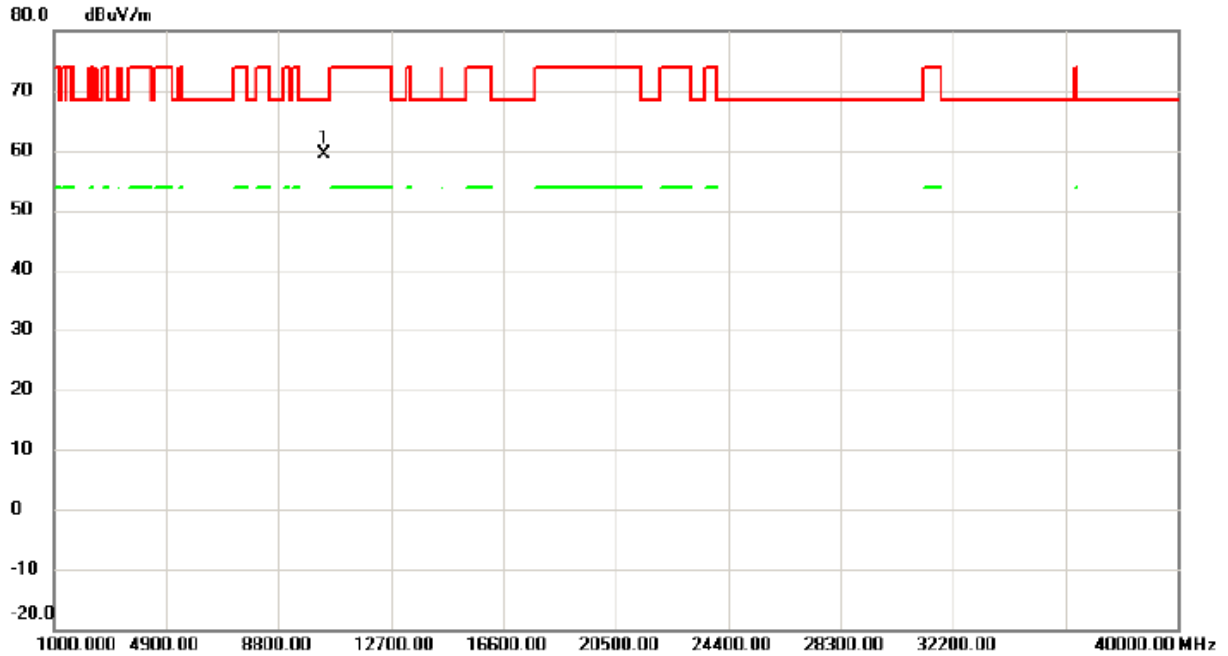
No.	Mk.	Freq. MHz	Reading Level dBuV	Correct Factor dB	Measure- ment dBuV/m	Limit dBuV/m	Margin dB	Detector	Comment
1		5149.400	42.68	18.57	61.25	74.00	-12.75	peak	
2		5149.400	35.32	18.57	53.89	54.00	-0.11	AVG	
3		5150.000	41.47	18.57	60.04	74.00	-13.96	peak	
4		5150.000	34.39	18.57	52.96	54.00	-1.04	AVG	
5	*	5194.200	95.00	18.61	113.61	68.30	45.31	peak	No Limit
6	X	5204.900	88.13	18.62	106.75	68.30	38.45	AVG	No Limit

**REMARKS:**

- (1) Measurement Value = Reading Level + Correct Factor.
- (2) Margin Level = Measurement Value - Limit Value.

Orthogonal Axis	X
Test Mode	UNII-1_TX AX (HEW40) Mode 5190 MHz

**Vertical**



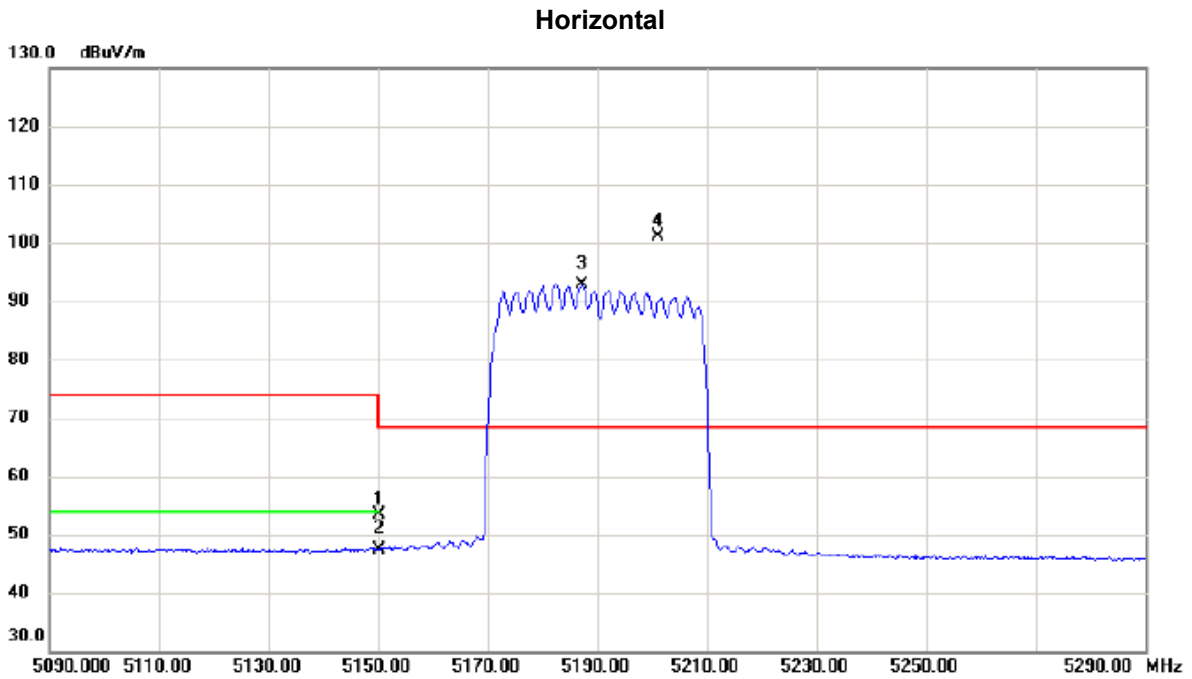
No.	Mk.	Freq.	Reading Level	Correct Factor	Measurement	Limit	Margin		
		MHz	dBuV	dB	dBuV/m	dBuV/m	dB	Detector	Comment
1	*	10380.050	45.66	13.84	59.50	68.30	-8.80	peak	

**REMARKS:**

- (1) Measurement Value = Reading Level + Correct Factor.
- (2) Margin Level = Measurement Value - Limit Value.



Orthogonal Axis	X
Test Mode	UNII-1_TX AX (HEW40) Mode 5190 MHz

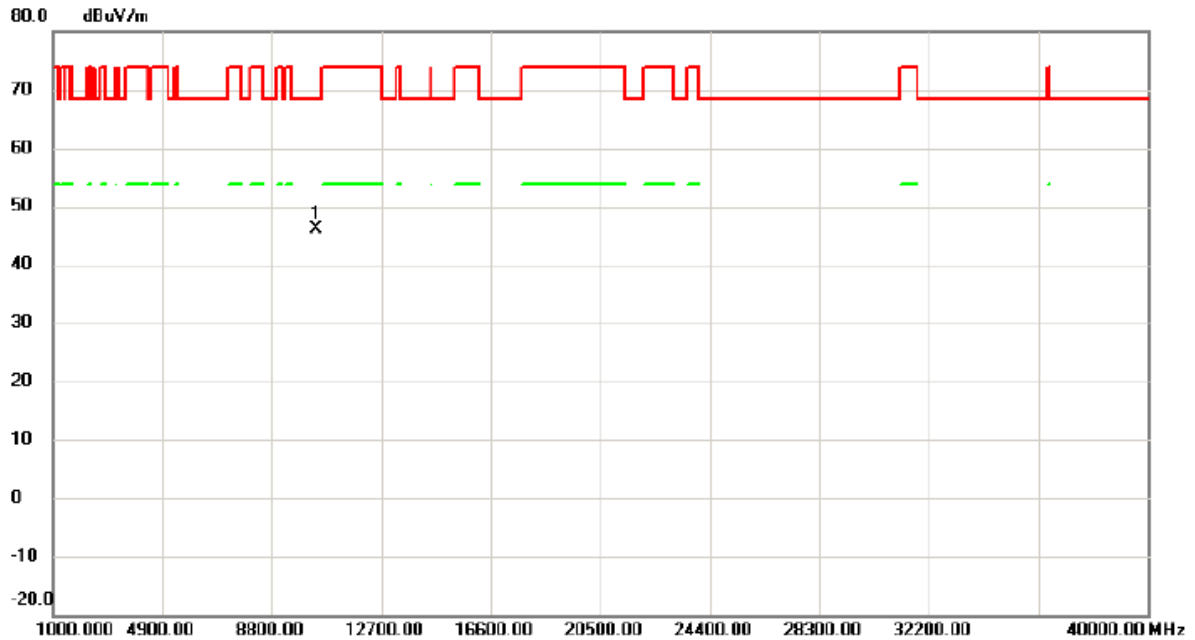


No.	Mk.	Freq.	Reading Level	Correct Factor	Measurement	Limit	Margin	Detector	Comment
		MHz	dBuV	dB	dBuV/m	dBuV/m	dB		
1		5150.000	34.72	18.57	53.29	74.00	-20.71	peak	
2		5150.000	28.75	18.57	47.32	54.00	-6.68	AVG	
3	X	5187.200	74.25	18.61	92.86	68.30	24.56	AVG	No Limit
4	*	5201.200	82.51	18.62	101.13	68.30	32.83	peak	No Limit

REMARKS:  
 (1) Measurement Value = Reading Level + Correct Factor.  
 (2) Margin Level = Measurement Value - Limit Value.

Orthogonal Axis	X
Test Mode	UNII-1_TX AX (HEW40) Mode 5190 MHz

### Horizontal

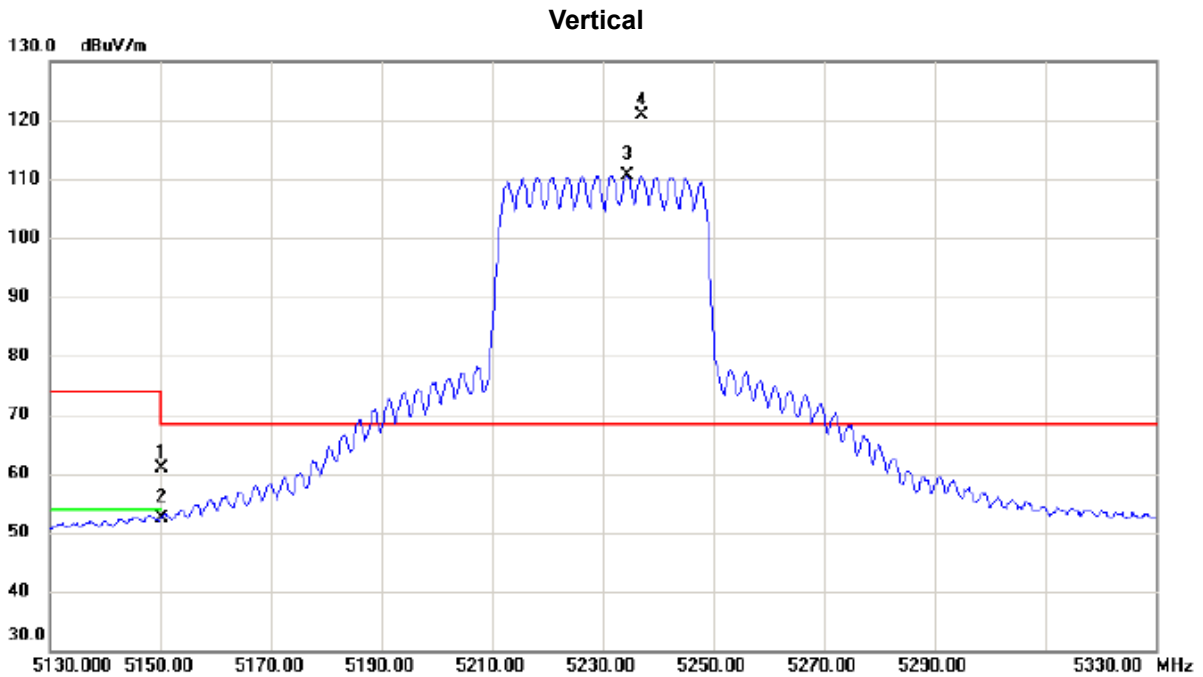


No.	Mk.	Freq.	Reading Level	Correct Factor	Measurement	Limit	Margin	Detector	Comment
		MHz	dBuV	dB	dBuV/m	dBuV/m	dB		
1	*	10403.100	32.35	13.89	46.24	68.30	-22.06	peak	

**REMARKS:**

- (1) Measurement Value = Reading Level + Correct Factor.
- (2) Margin Level = Measurement Value - Limit Value.

Orthogonal Axis	X
Test Mode	UNII-1_TX AX (HEW40) Mode 5230 MHz



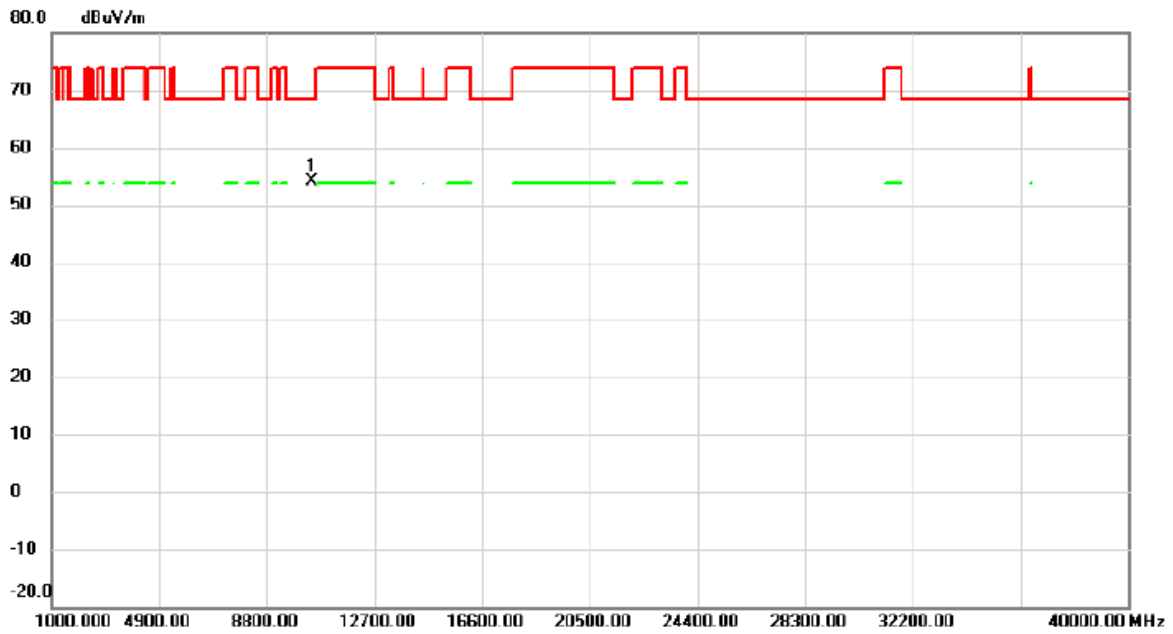
No.	Mk.	Freq. MHz	Reading Level dBuV	Correct Factor dB	Measure- ment dBuV/m	Limit dBuV/m	Margin dB	Detector	Comment
1		5150.000	42.27	18.57	60.84	74.00	-13.16	peak	
2		5150.000	33.93	18.57	52.50	54.00	-1.50	AVG	
3	X	5234.300	92.08	18.65	110.73	68.30	42.43	AVG	No Limit
4	*	5237.100	102.23	18.66	120.89	68.30	52.59	peak	No Limit

**REMARKS:**

- (1) Measurement Value = Reading Level + Correct Factor.
- (2) Margin Level = Measurement Value - Limit Value.

Orthogonal Axis	X
Test Mode	UNII-1_TX AX (HEW40) Mode 5230 MHz

### Vertical



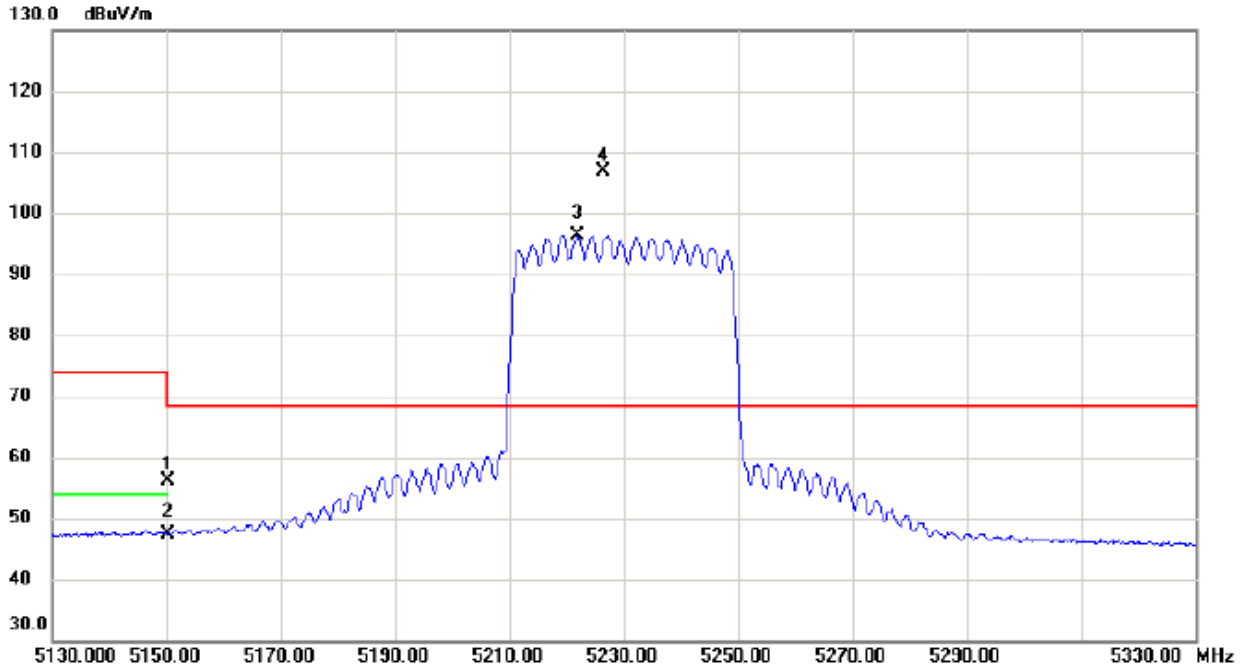
No.	Mk.	Freq.	Reading Level	Correct Factor	Measurement	Limit	Margin	Detector	Comment
		MHz	dBuV	dB	dBuV/m	dBuV/m	dB		
1	*	10460.600	40.20	14.03	54.23	68.30	-14.07	peak	

**REMARKS:**

- (1) Measurement Value = Reading Level + Correct Factor.
- (2) Margin Level = Measurement Value - Limit Value.

Orthogonal Axis	X
Test Mode	UNII-1_TX AX (HEW40) Mode 5230 MHz

### Horizontal



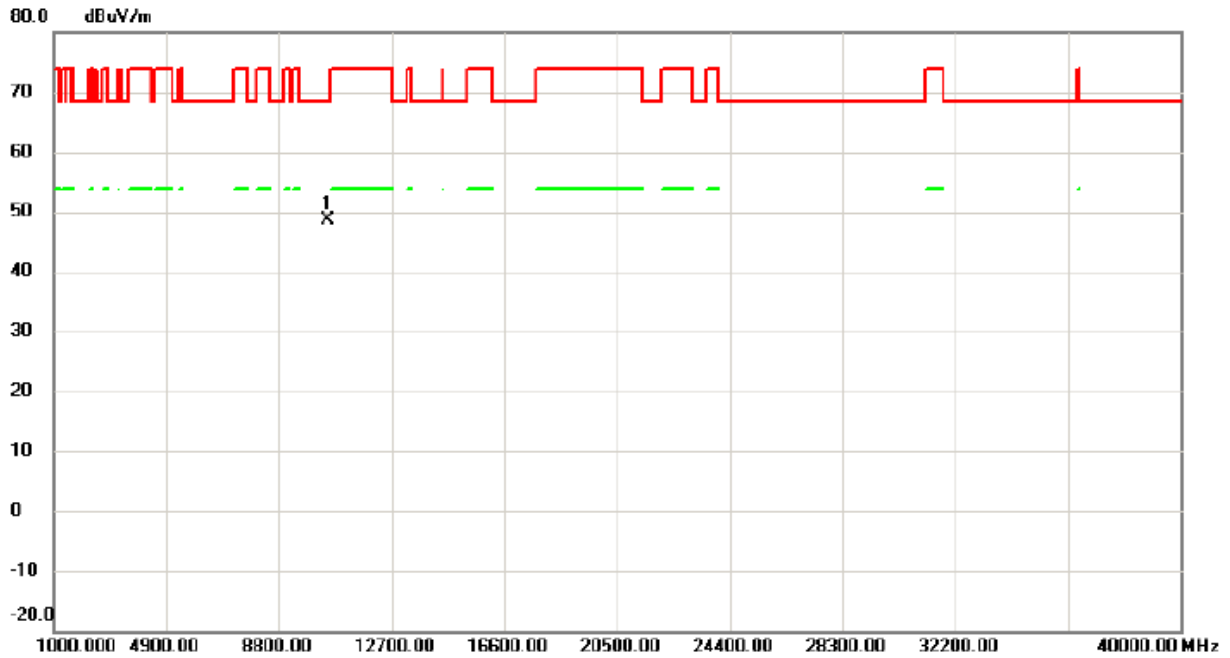
No.	Mk.	Freq. MHz	Reading Level dBuV	Correct Factor dB	Measure- ment dBuV/m	Limit dBuV/m	Margin dB	Detector	Comment
1		5150.000	37.52	18.57	56.09	74.00	-17.91	peak	
2		5150.000	28.90	18.57	47.47	54.00	-6.53	AVG	
3	X	5221.800	77.85	18.64	96.49	68.30	28.19	AVG	No Limit
4	*	5226.500	88.31	18.65	106.96	68.30	38.66	peak	No Limit

**REMARKS:**

- (1) Measurement Value = Reading Level + Correct Factor.
- (2) Margin Level = Measurement Value - Limit Value.

Orthogonal Axis	X
Test Mode	UNII-1_TX AX (HEW40) Mode 5230 MHz

### Horizontal



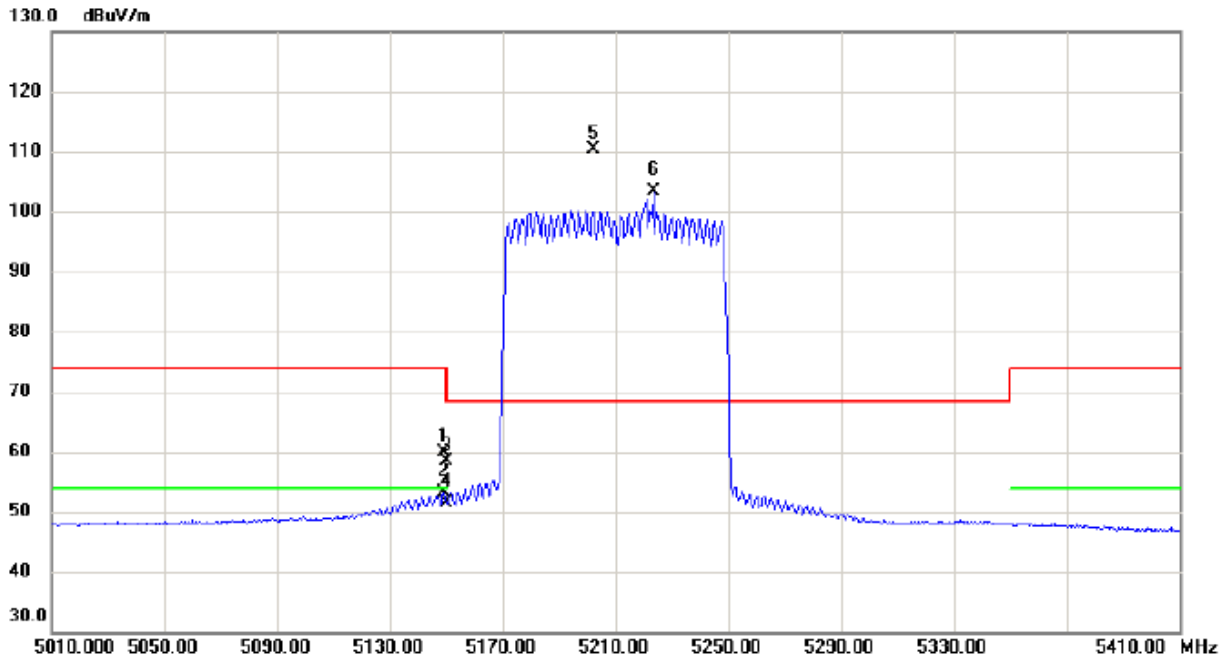
No.	Mk.	Freq.	Reading Level	Correct Factor	Measurement	Limit	Margin	Detector	Comment
		MHz	dBuV	dB	dBuV/m	dBuV/m	dB		
1	*	10464.520	34.48	14.03	48.51	68.30	-19.79	peak	

**REMARKS:**

- (1) Measurement Value = Reading Level + Correct Factor.
- (2) Margin Level = Measurement Value - Limit Value.

Orthogonal Axis	X
Test Mode	UNII-1_TX AX (HEW80) Mode 5210 MHz

### Vertical



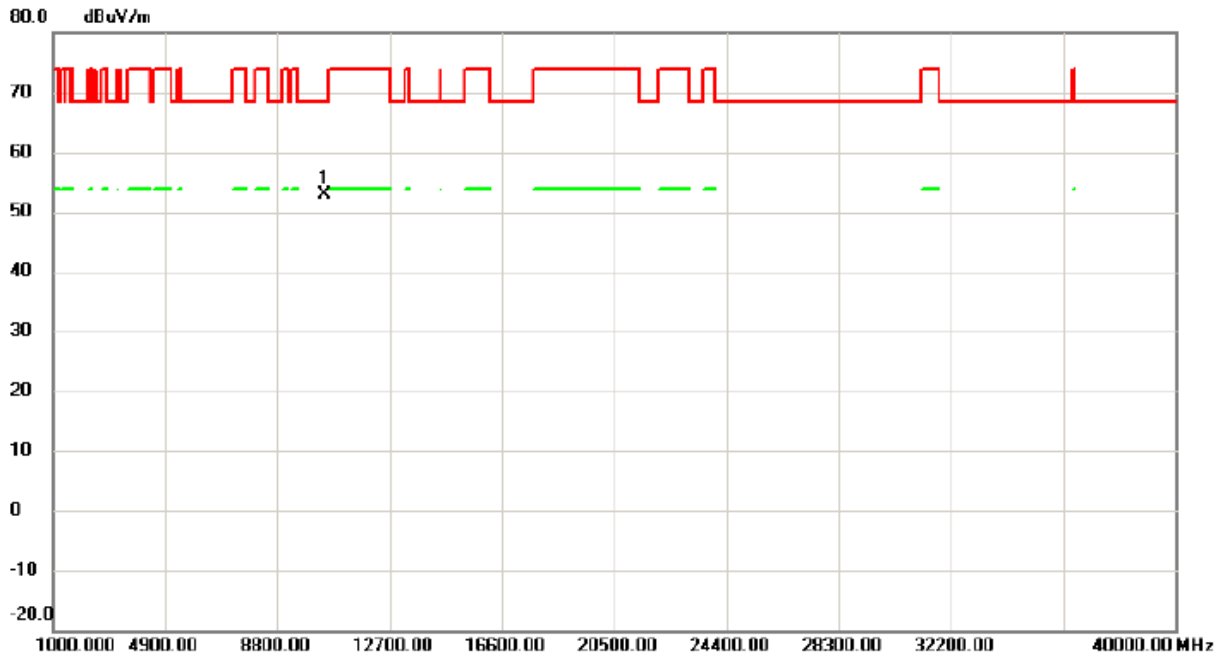
No.	Mk.	Freq. MHz	Reading Level dBuV	Correct Factor dB	Measurement dBuV/m	Limit dBuV/m	Margin dB	Detector	Comment
1		5149.200	41.36	18.57	59.93	74.00	-14.07	peak	
2		5149.200	34.51	18.57	53.08	54.00	-0.92	AVG	
3		5150.000	39.74	18.57	58.31	74.00	-15.69	peak	
4		5150.000	32.74	18.57	51.31	54.00	-2.69	AVG	
5	*	5202.200	91.78	18.62	110.40	68.30	42.10	peak	No Limit
6	X	5223.400	84.67	18.64	103.31	68.30	35.01	AVG	No Limit

**REMARKS:**

- (1) Measurement Value = Reading Level + Correct Factor.
- (2) Margin Level = Measurement Value - Limit Value.

Orthogonal Axis	X
Test Mode	UNII-1_TX AX (HEW80) Mode 5210 MHz

### Vertical



No.	Mk.	Freq.	Reading Level	Correct Factor	Measurement	Limit	Margin	Detector	Comment
		MHz	dBuV	dB	dBuV/m	dBuV/m	dB		
1	*	10434.900	38.80	13.97	52.77	68.30	-15.53	peak	

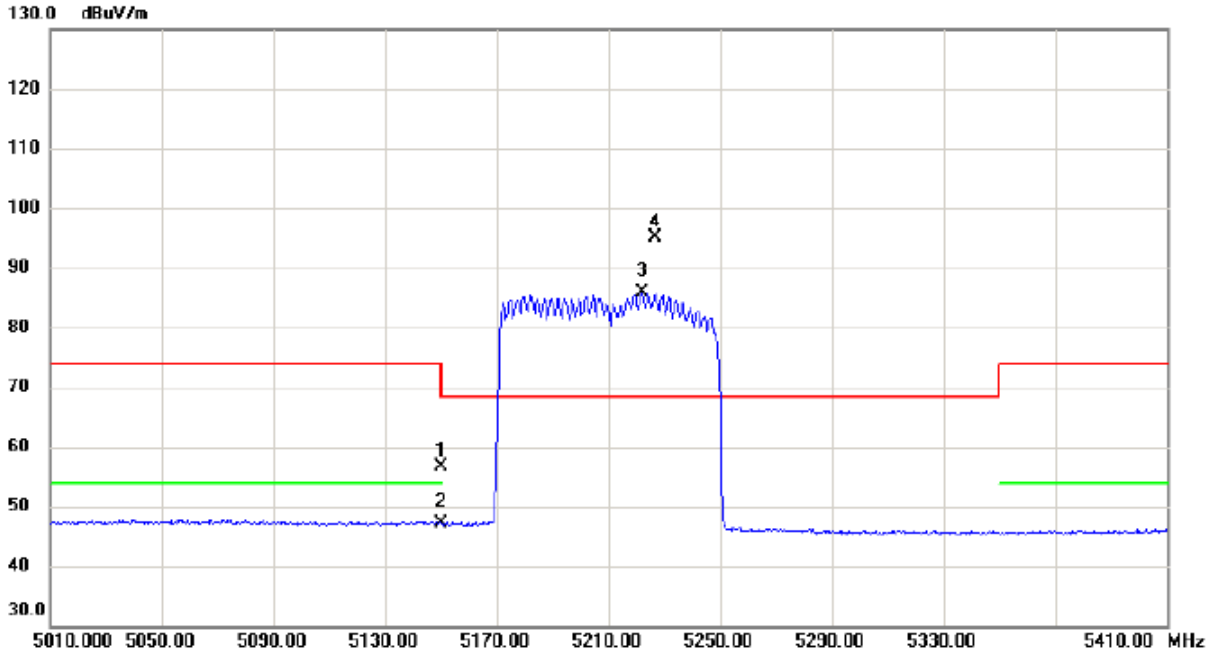
**REMARKS:**

- (1) Measurement Value = Reading Level + Correct Factor.
- (2) Margin Level = Measurement Value - Limit Value.



Orthogonal Axis	X
Test Mode	UNII-1_TX AX (HEW80) Mode 5210 MHz

### Horizontal



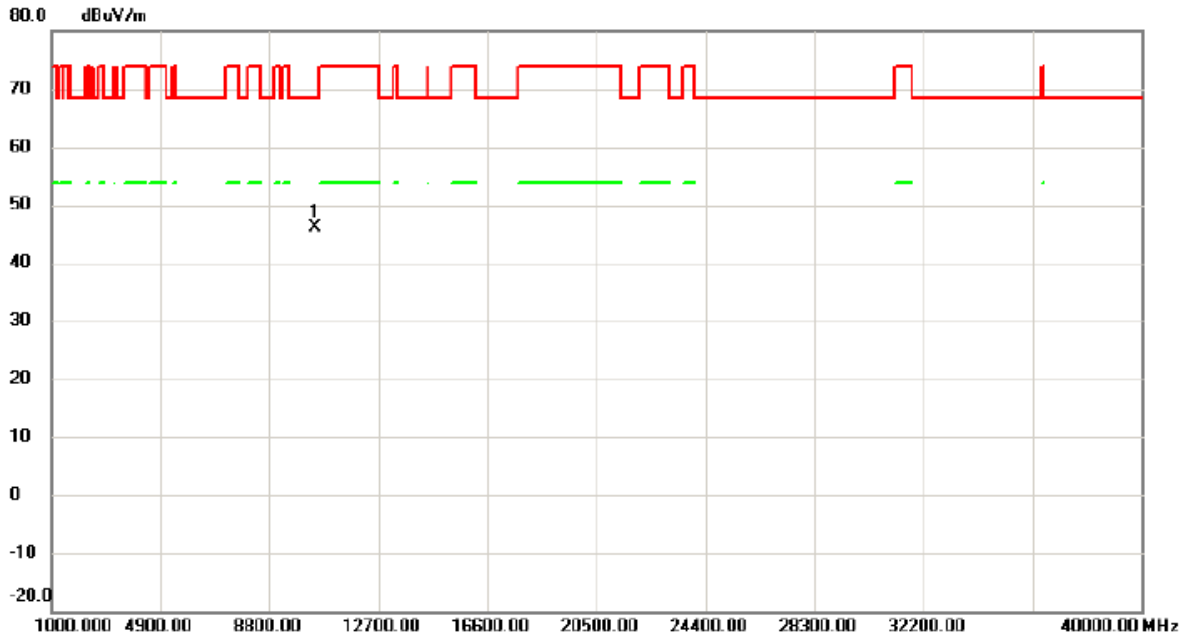
No.	Mk.	Freq.	Reading Level	Correct Factor	Measurement	Limit	Margin	Detector	Comment
		MHz	dBuV	dB	dBuV/m	dBuV/m	dB		
1		5150.000	37.99	18.57	56.56	74.00	-17.44	peak	
2		5150.000	28.62	18.57	47.19	54.00	-6.81	AVG	
3	X	5222.000	67.32	18.64	85.96	68.30	17.66	AVG	No Limit
4	*	5227.000	76.43	18.65	95.08	68.30	26.78	peak	No Limit

**REMARKS:**

- (1) Measurement Value = Reading Level + Correct Factor.
- (2) Margin Level = Measurement Value - Limit Value.

Orthogonal Axis	X
Test Mode	UNII-1_TX AX (HEW80) Mode 5210 MHz

### Horizontal

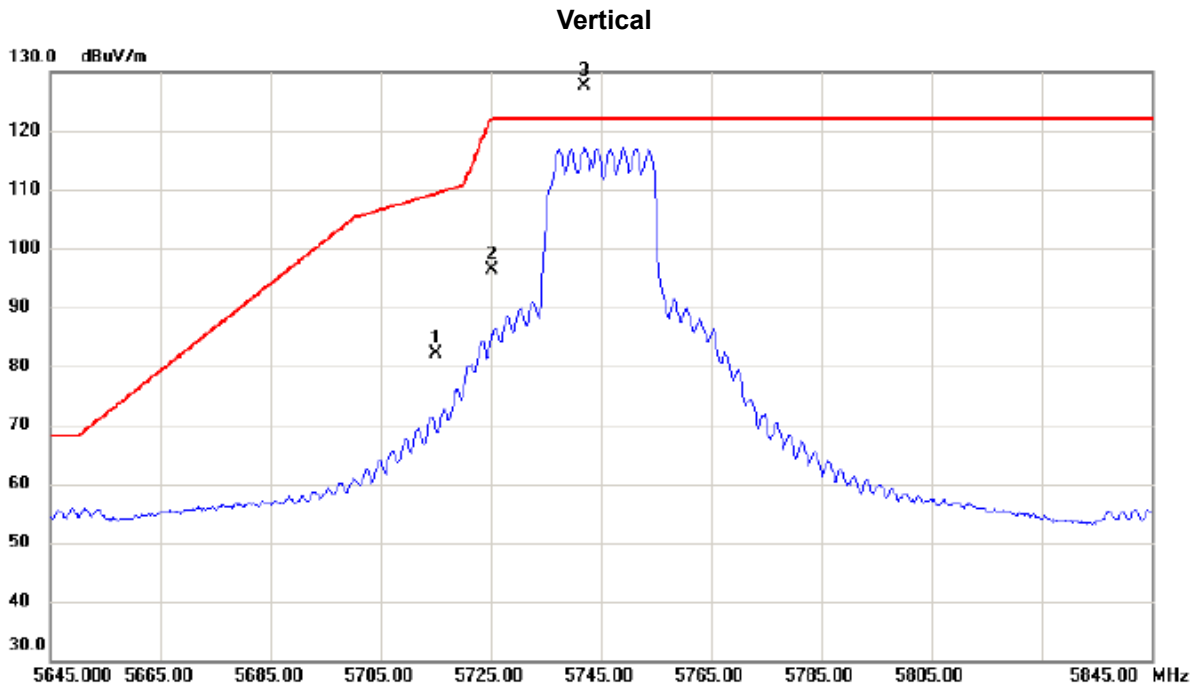


No.	Mk.	Freq.	Reading Level	Correct Factor	Measurement	Limit	Margin	Detector	Comment
		MHz	dBuV	dB	dBuV/m	dBuV/m	dB		
1	*	10417.125	32.24	13.92	46.16	68.30	-22.14	peak	

**REMARKS:**

- (1) Measurement Value = Reading Level + Correct Factor.
- (2) Margin Level = Measurement Value - Limit Value.

Orthogonal Axis	X
Test Mode	UNII-3_TX AX (HEW20) Mode 5745 MHz



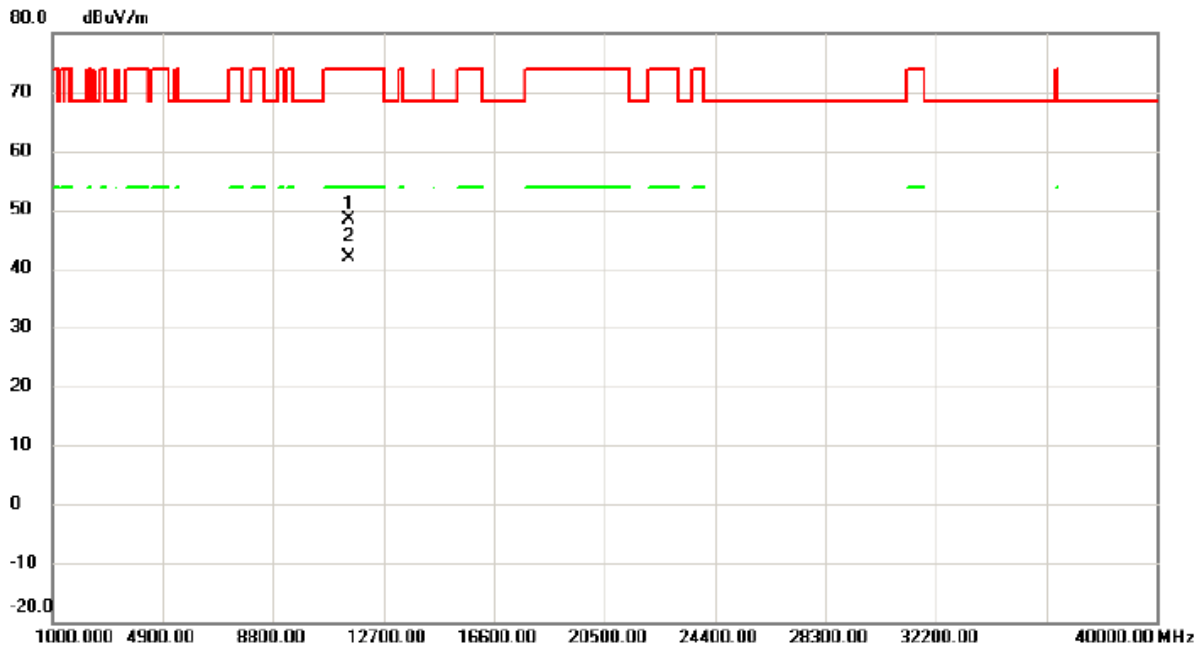
No.	Mk.	Freq. MHz	Reading Level dBuV	Correct Factor dB	Measure- ment dBuV/m	Limit dBuV/m	Margin dB	Detector	Comment
1		5715.000	62.65	19.43	82.08	109.40	-27.32	peak	
2		5725.000	76.83	19.45	96.28	122.20	-25.92	peak	
3	*	5742.000	108.13	19.48	127.61	122.20	5.41	peak	No Limit

**REMARKS:**

- (1) Measurement Value = Reading Level + Correct Factor.
- (2) Margin Level = Measurement Value - Limit Value.

Orthogonal Axis	X
Test Mode	UNII-3_TX AX (HEW20) Mode 5745 MHz

### Vertical

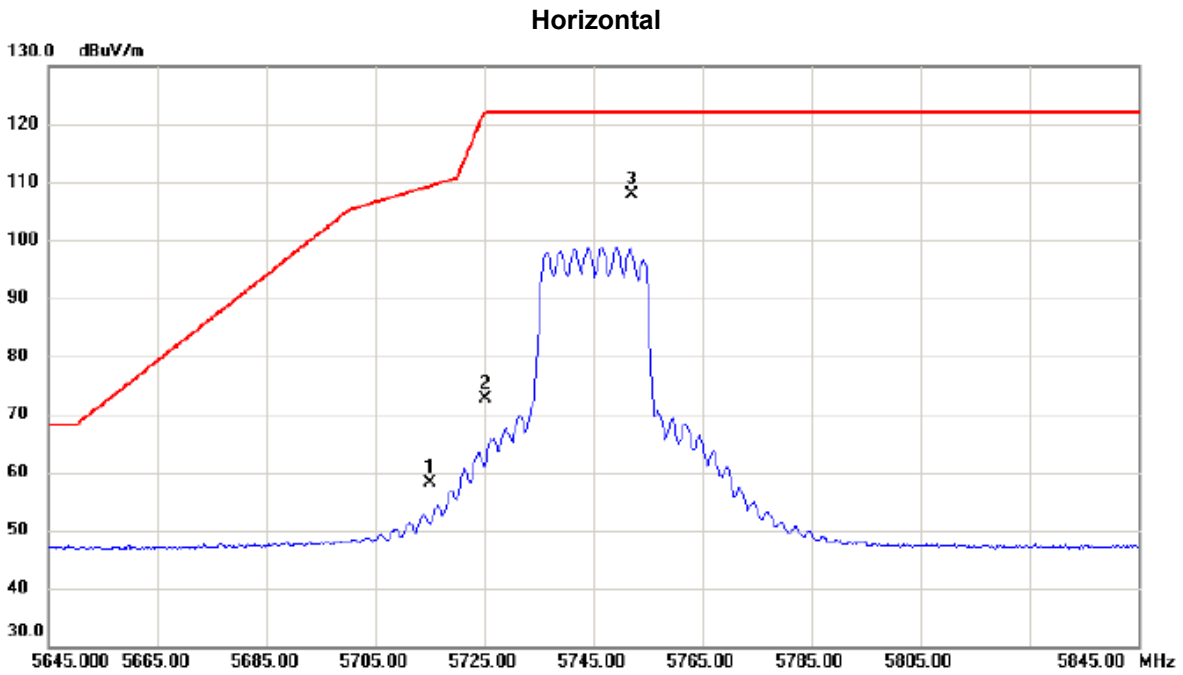


No.	Mk.	Freq. MHz	Reading Level dBuV	Correct Factor dB	Measure- ment dBuV/m	Limit dBuV/m	Margin dB	Detector	Comment
1		11492.112	31.54	16.96	48.50	74.00	-25.50	peak	
2	*	11492.112	25.01	16.96	41.97	54.00	-12.03	AVG	

**REMARKS:**

- (1) Measurement Value = Reading Level + Correct Factor.
- (2) Margin Level = Measurement Value - Limit Value.

Orthogonal Axis	X
Test Mode	UNII-3_TX AX (HEW20) Mode 5745 MHz



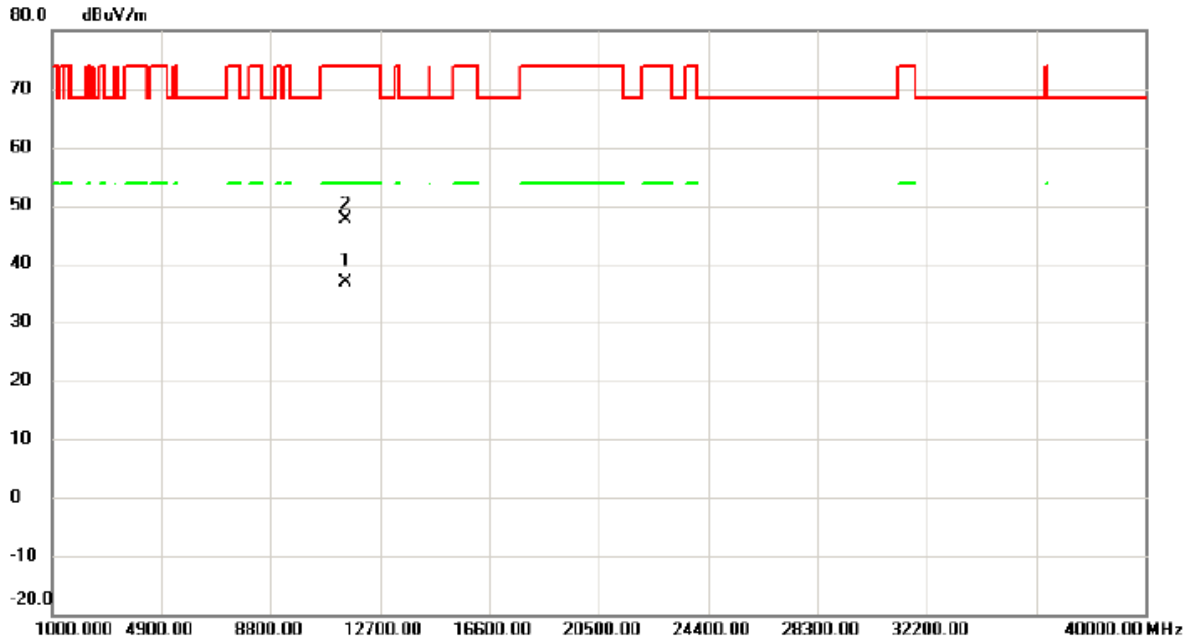
No.	Mk.	Freq. MHz	Reading Level dBuV	Correct Factor dB	Measure- ment dBuV/m	Limit dBuV/m	Margin dB	Detector	Comment
1		5715.000	38.67	19.43	58.10	109.40	-51.30	peak	
2		5725.000	53.18	19.45	72.63	122.20	-49.57	peak	
3	*	5752.200	88.47	19.51	107.98	122.20	-14.22	peak	No Limit

**REMARKS:**

- (1) Measurement Value = Reading Level + Correct Factor.
- (2) Margin Level = Measurement Value - Limit Value.

Orthogonal Axis	X
Test Mode	UNII-3_TX AX (HEW20) Mode 5745 MHz

### Horizontal

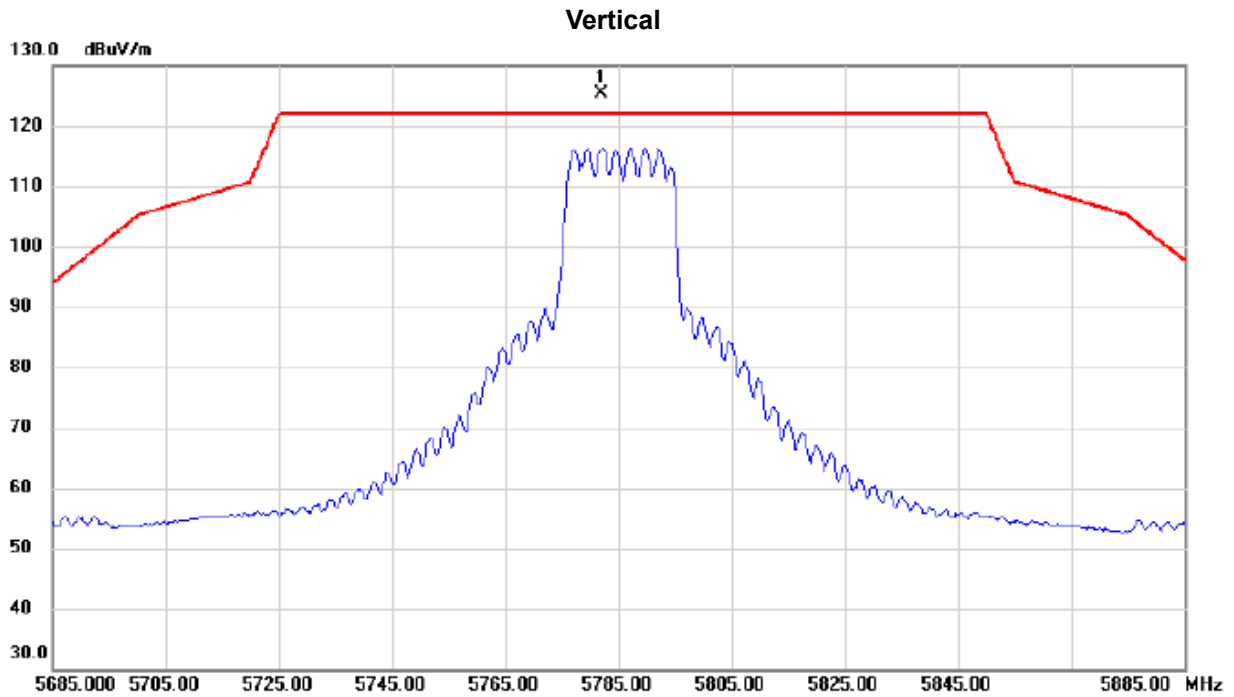


No.	Mk.	Freq.	Reading Level	Correct Factor	Measurement	Limit	Margin	Detector	Comment
		MHz	dBuV	dB	dBuV/m	dBuV/m	dB		
1	*	11481.260	19.85	16.92	36.77	54.00	-17.23	AVG	
2		11495.230	30.66	16.97	47.63	74.00	-26.37	peak	

**REMARKS:**

- (1) Measurement Value = Reading Level + Correct Factor.
- (2) Margin Level = Measurement Value - Limit Value.

Orthogonal Axis	X
Test Mode	UNII-3_TX AX (HEW20) Mode 5785 MHz



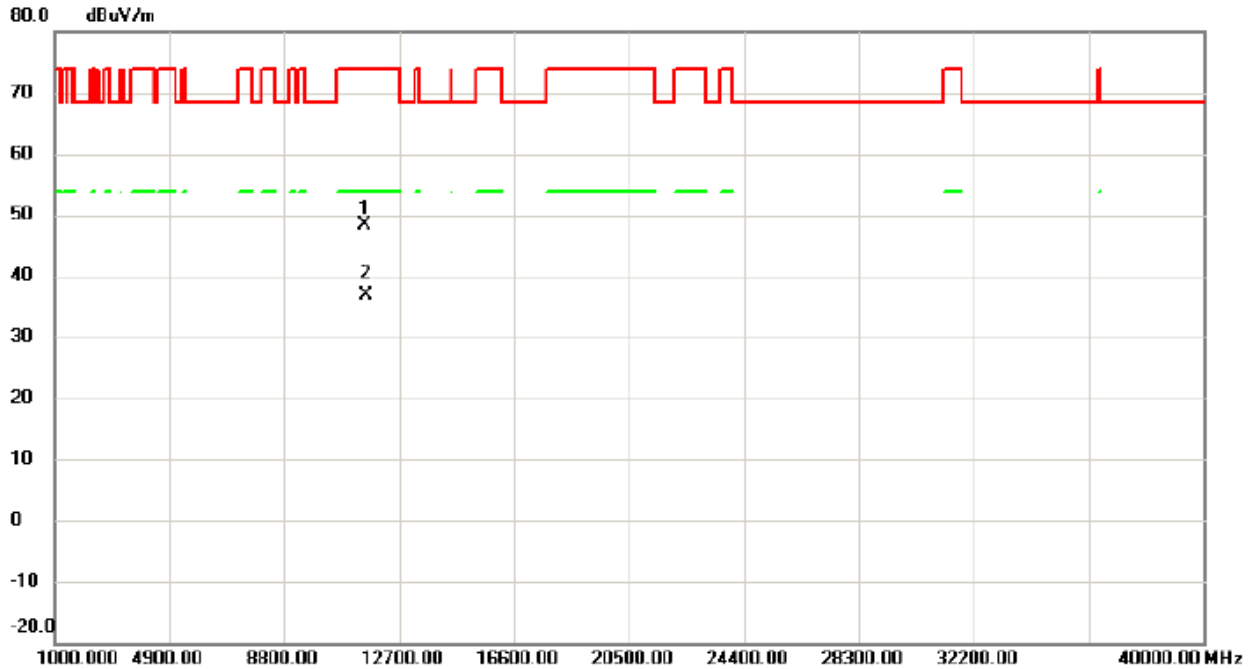
No.	Mk.	Freq.	Reading Level	Correct Factor	Measurement	Limit	Margin	Detector	Comment
		MHz	dBuV	dB	dBuV/m	dBuV/m	dB		
1	*	5782.000	105.83	19.59	125.42	122.20	3.22	peak	No Limit

**REMARKS:**

- (1) Measurement Value = Reading Level + Correct Factor.
- (2) Margin Level = Measurement Value - Limit Value.

Orthogonal Axis	X
Test Mode	UNII-3_TX AX (HEW20) Mode 5785 MHz

### Vertical



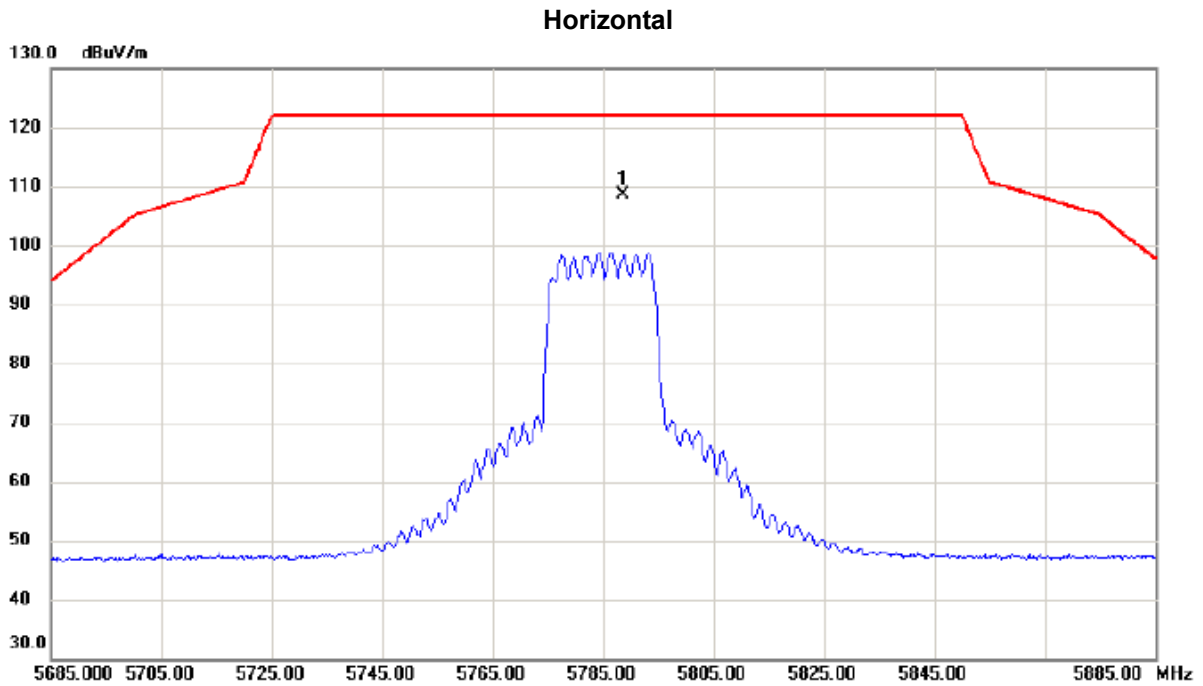
No.	Mk.	Freq. MHz	Reading Level dBuV	Correct Factor dB	Measure- ment dBuV/m	Limit dBuV/m	Margin dB	Detector	Comment
1		11553.225	31.23	17.03	48.26	74.00	-25.74	peak	
2	*	11590.500	19.85	17.06	36.91	54.00	-17.09	AVG	

**REMARKS:**

- (1) Measurement Value = Reading Level + Correct Factor.
- (2) Margin Level = Measurement Value - Limit Value.



Orthogonal Axis	X
Test Mode	UNII-3_TX AX (HEW20) Mode 5785 MHz



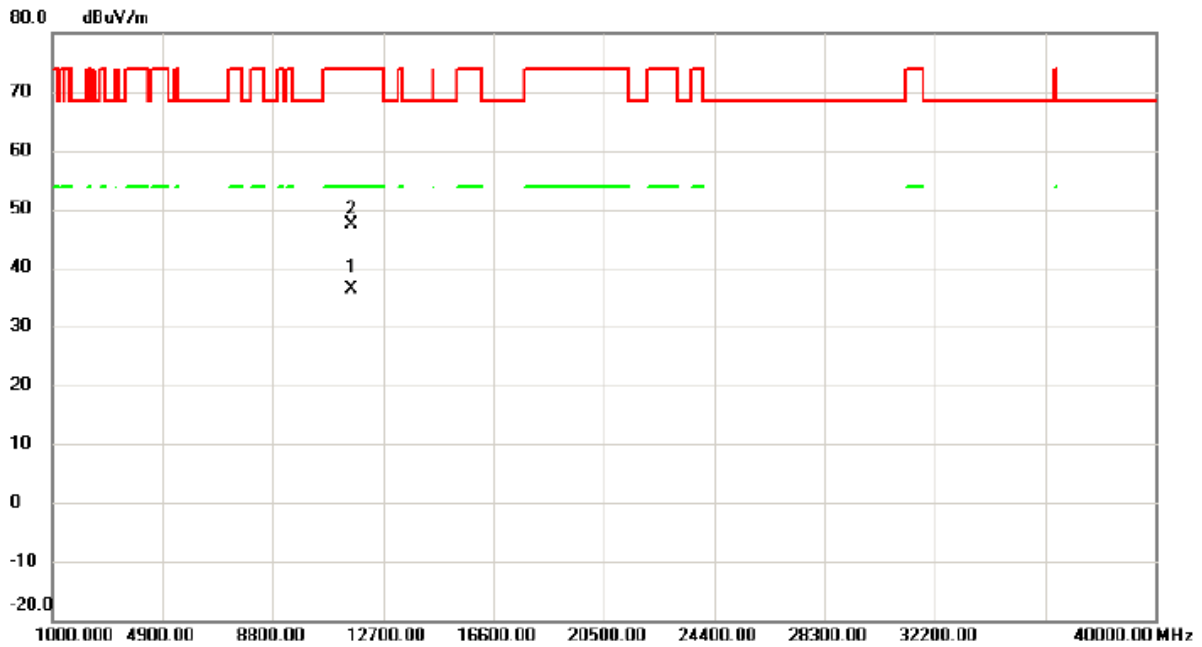
No.	Mk.	Freq.	Reading Level	Correct Factor	Measurement	Limit	Margin	Detector	Comment
		MHz	dBuV	dB	dBuV/m	dBuV/m	dB		
1	*	5788.700	89.06	19.59	108.65	122.20	-13.55	peak	No Limit

**REMARKS:**

- (1) Measurement Value = Reading Level + Correct Factor.
- (2) Margin Level = Measurement Value - Limit Value.

Orthogonal Axis	X
Test Mode	UNII-3_TX AX (HEW20) Mode 5785 MHz

### Horizontal

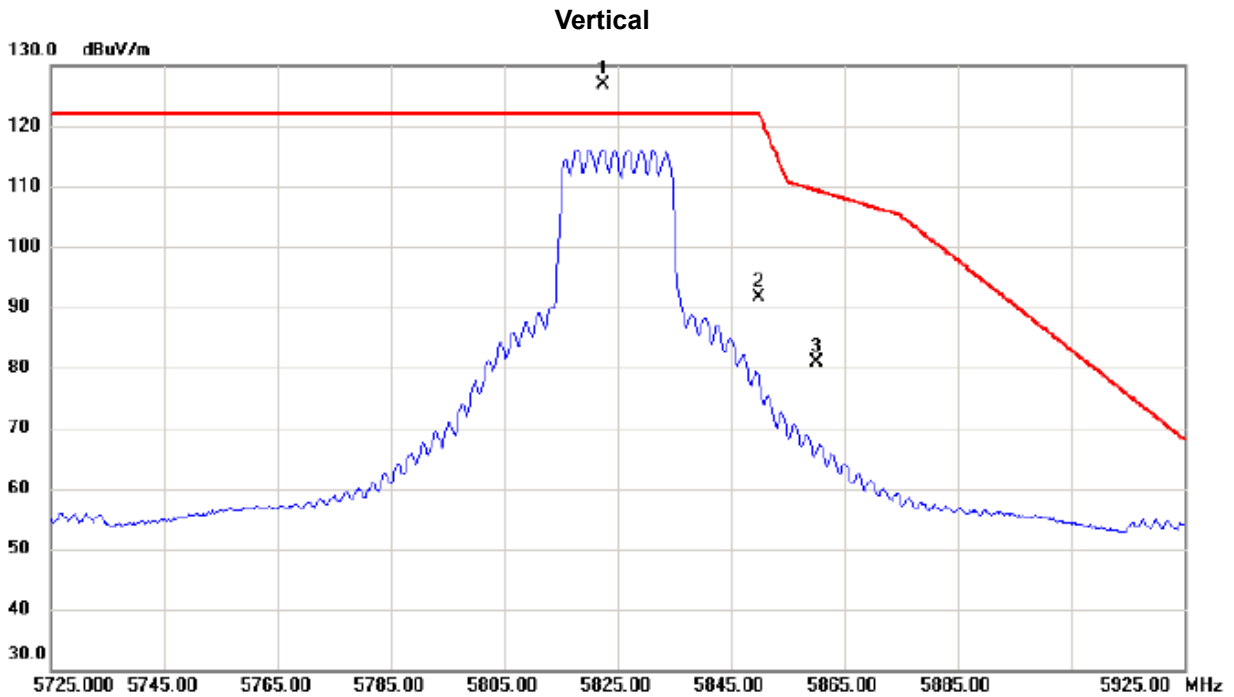


No.	Mk.	Freq. MHz	Reading Level dBuV	Correct Factor dB	Measure- ment dBuV/m	Limit dBuV/m	Margin dB	Detector	Comment
1	*	11569.175	19.34	17.04	36.38	54.00	-17.62	AVG	
2		11571.020	30.32	17.04	47.36	74.00	-26.64	peak	

**REMARKS:**

- (1) Measurement Value = Reading Level + Correct Factor.
- (2) Margin Level = Measurement Value - Limit Value.

Orthogonal Axis	X
Test Mode	UNII-3_TX AX (HEW20) Mode 5825 MHz

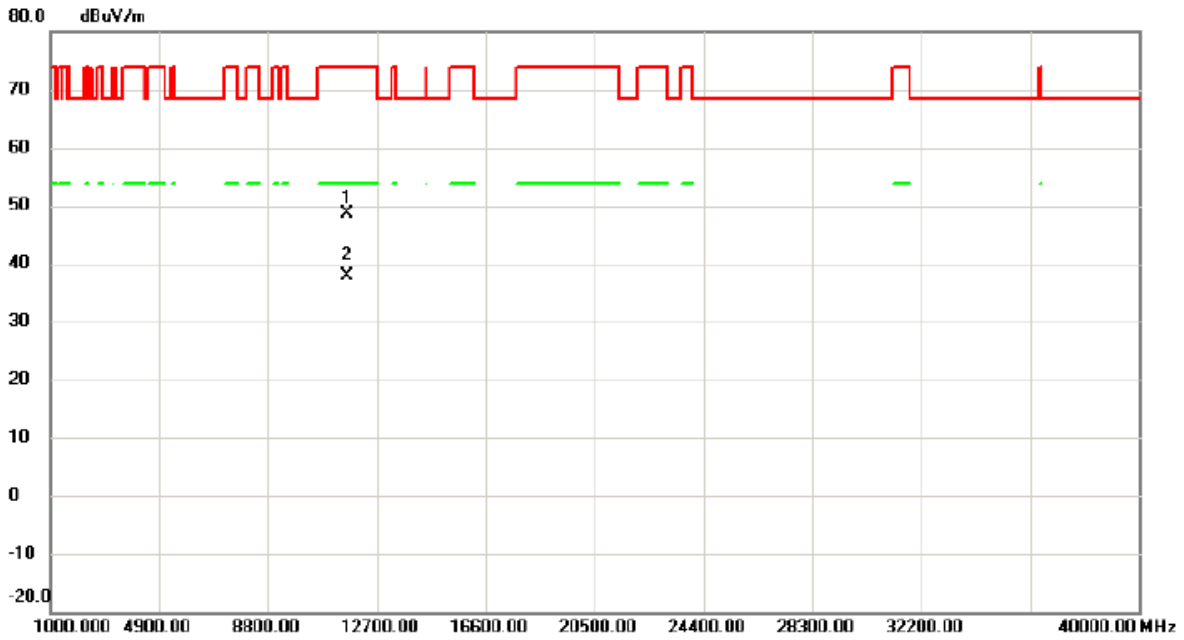


No.	Mk.	Freq.	Reading Level	Correct Factor	Measurement	Limit	Margin		
		MHz	dBuV	dB	dBuV/m	dBuV/m	dB	Detector	Comment
1	*	5822.400	107.21	19.67	126.88	122.20	4.68	peak	No Limit
2		5850.000	71.79	19.74	91.53	122.20	-30.67	peak	
3		5860.000	61.19	19.76	80.95	109.40	-28.45	peak	

REMARKS:  
 (1) Measurement Value = Reading Level + Correct Factor.  
 (2) Margin Level = Measurement Value - Limit Value.

Orthogonal Axis	X
Test Mode	UNII-3_TX AX (HEW20) Mode 5825 MHz

**Vertical**

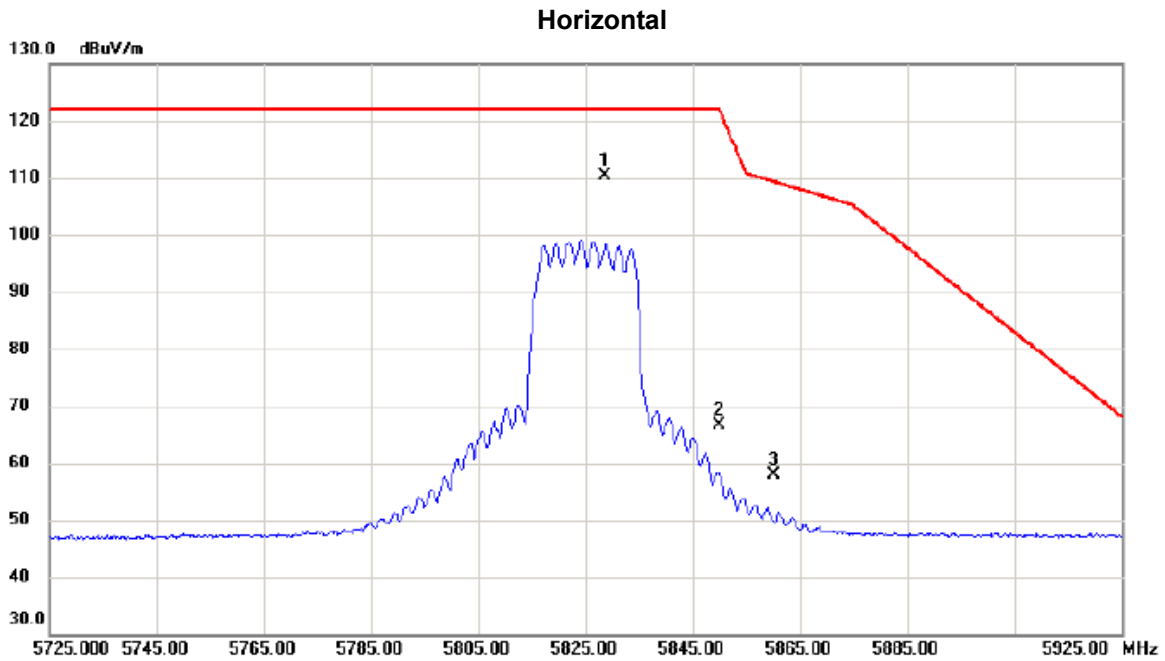


No.	Mk.	Freq. MHz	Reading Level dBuV	Correct Factor dB	Measure- ment dBuV/m	Limit dBuV/m	Margin dB	Detector	Comment
1		11641.275	31.56	17.11	48.67	74.00	-25.33	peak	
2	*	11651.300	20.78	17.12	37.90	54.00	-16.10	AVG	

**REMARKS:**

- (1) Measurement Value = Reading Level + Correct Factor.
- (2) Margin Level = Measurement Value - Limit Value.

Orthogonal Axis	X
Test Mode	UNII-3_TX AX (HEW20) Mode 5825 MHz



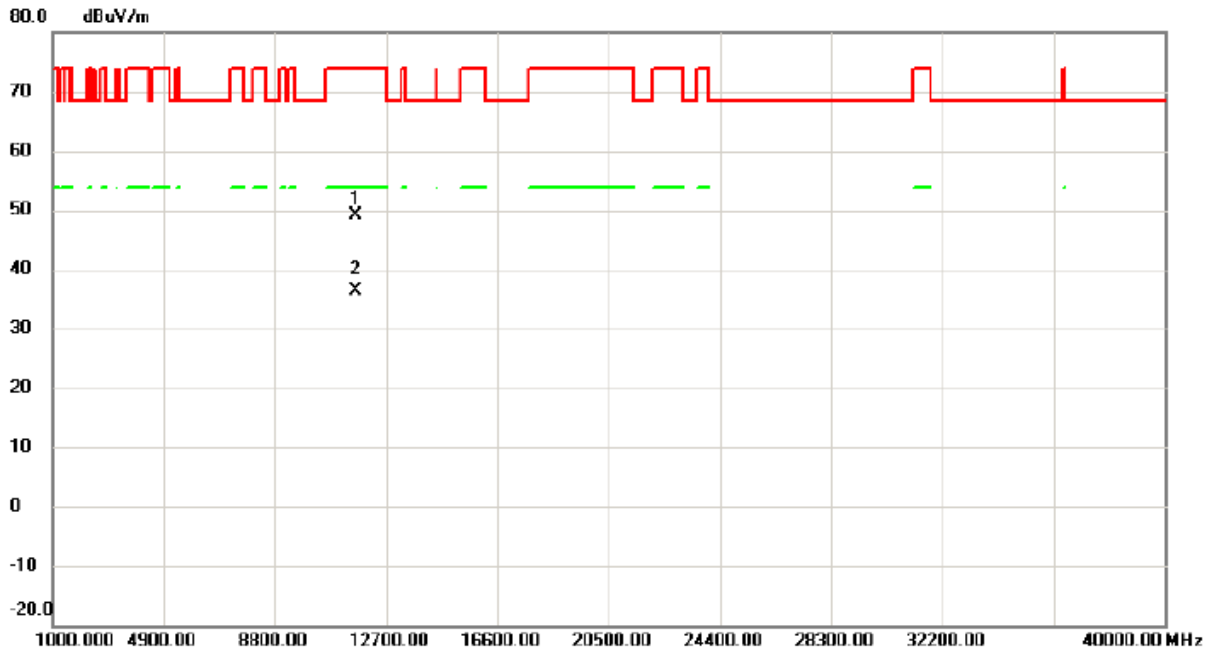
No.	Mk.	Freq. MHz	Reading Level dBuV	Correct Factor dB	Measure- ment dBuV/m	Limit dBuV/m	Margin dB	Detector	Comment
1	*	5828.700	90.58	19.68	110.26	122.20	-11.94	peak	No Limit
2		5850.000	46.79	19.74	66.53	122.20	-55.67	peak	
3		5860.000	38.15	19.76	57.91	109.40	-51.49	peak	

**REMARKS:**

- (1) Measurement Value = Reading Level + Correct Factor.
- (2) Margin Level = Measurement Value - Limit Value.

Orthogonal Axis	X
Test Mode	UNII-3_TX AX (HEW20) Mode 5825 MHz

### Horizontal

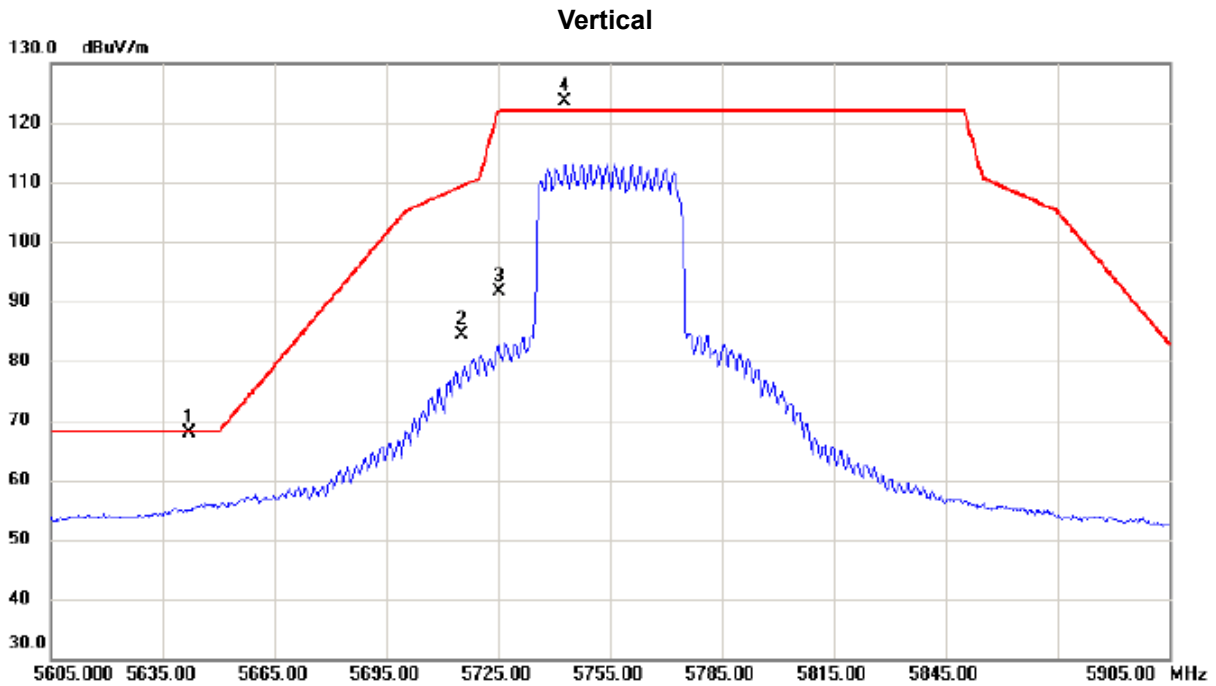


No. Mk.	Freq. MHz	Reading Level dBuV	Correct Factor dB	Measure- ment dBuV/m	Limit dBuV/m	Margin dB	Detector	Comment
1	11647.355	32.03	17.11	49.14	74.00	-24.86	peak	
2 *	11649.045	19.35	17.11	36.46	54.00	-17.54	AVG	

**REMARKS:**

- (1) Measurement Value = Reading Level + Correct Factor.
- (2) Margin Level = Measurement Value - Limit Value.

Orthogonal Axis	X
Test Mode	UNII-3_TX AX (HEW40) Mode 5755 MHz



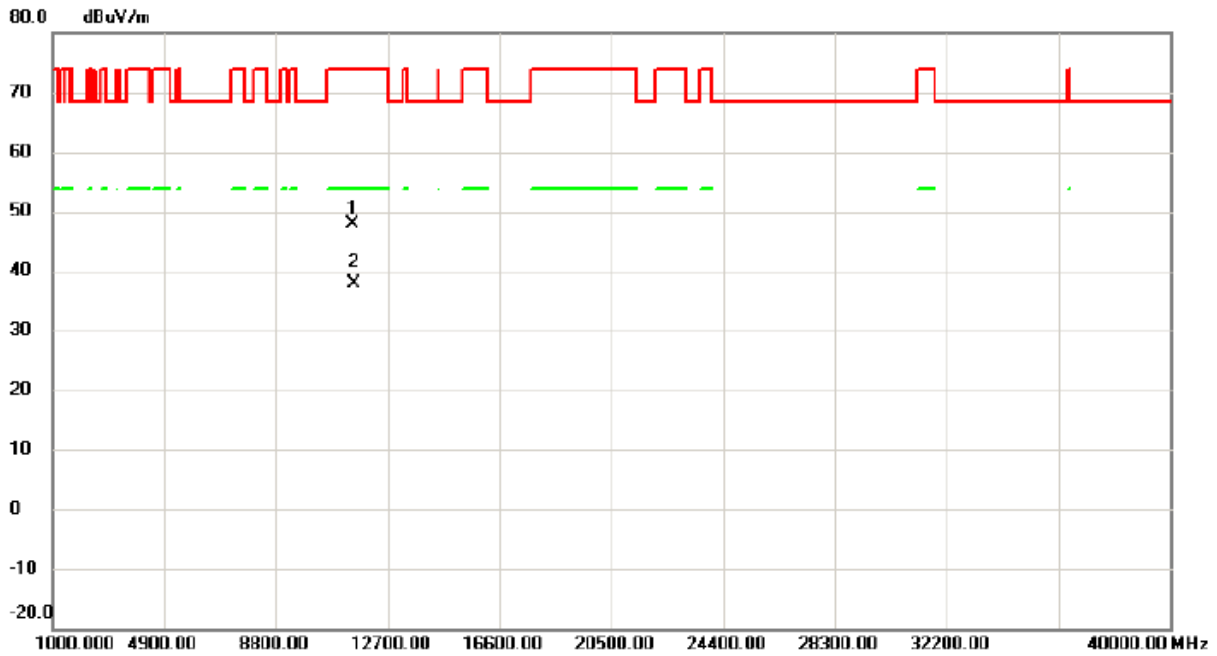
No. Mk.	Freq. MHz	Reading Level dBuV	Correct Factor dB	Measurement dBuV/m	Limit dBuV/m	Margin dB	Detector	Comment
1	5642.200	48.63	19.25	67.88	68.20	-0.32	peak	
2	5715.000	64.98	19.43	84.41	109.40	-24.99	peak	
3	5725.000	72.09	19.45	91.54	122.20	-30.66	peak	
4 *	5742.850	104.19	19.48	123.67	122.20	1.47	peak	No Limit

**REMARKS:**

- (1) Measurement Value = Reading Level + Correct Factor.
- (2) Margin Level = Measurement Value - Limit Value.

Orthogonal Axis	X
Test Mode	UNII-3_TX AX (HEW40) Mode 5755 MHz

### Vertical



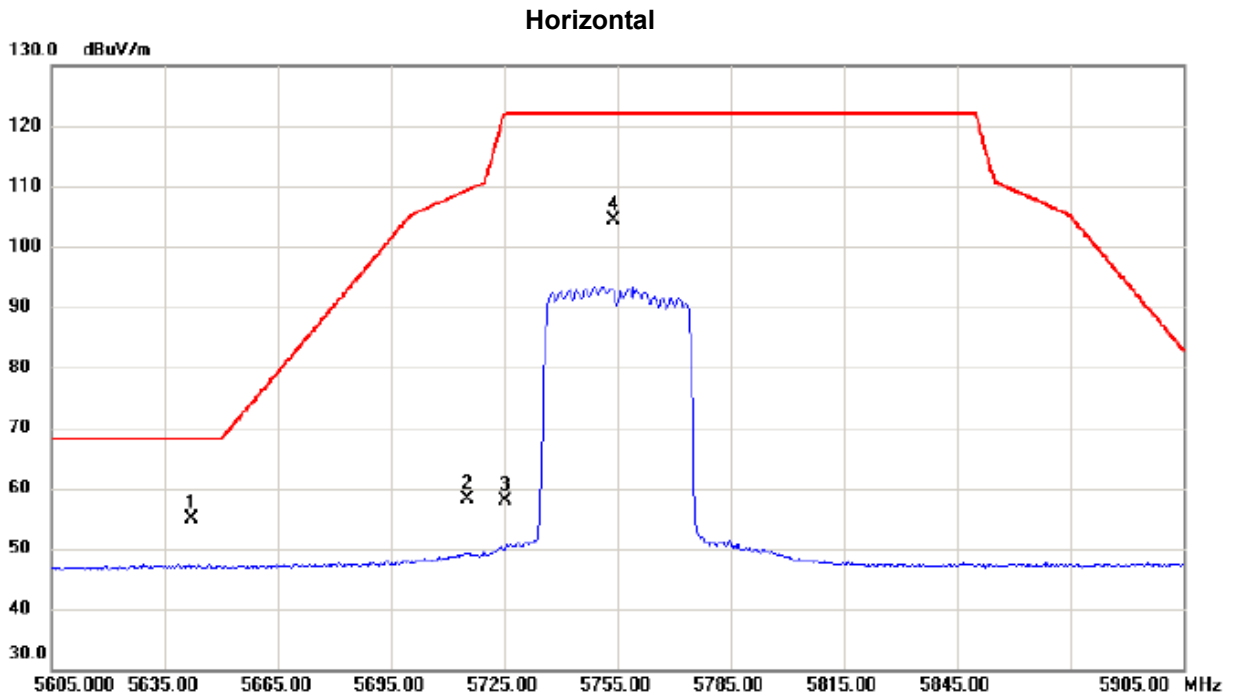
No.	Mk.	Freq. MHz	Reading Level dBuV	Correct Factor dB	Measure- ment dBuV/m	Limit dBuV/m	Margin dB	Detector	Comment
1		11499.125	30.99	16.98	47.97	74.00	-26.03	peak	
2	*	11504.900	21.00	16.98	37.98	54.00	-16.02	AVG	

**REMARKS:**

- (1) Measurement Value = Reading Level + Correct Factor.
- (2) Margin Level = Measurement Value - Limit Value.



Orthogonal Axis	X
Test Mode	UNII-3_TX AX (HEW40) Mode 5755 MHz



No.	Mk.	Freq. MHz	Reading Level dBuV	Correct Factor dB	Measure- ment dBuV/m	Limit dBuV/m	Margin dB	Detector	Comment
1	*	5642.200	35.51	19.25	54.76	68.20	-13.44	peak	
2		5715.000	38.81	19.43	58.24	109.40	-51.16	peak	
3		5725.000	38.39	19.45	57.84	122.20	-64.36	peak	
4		5753.950	84.78	19.51	104.29	122.20	-17.91	peak	No Limit

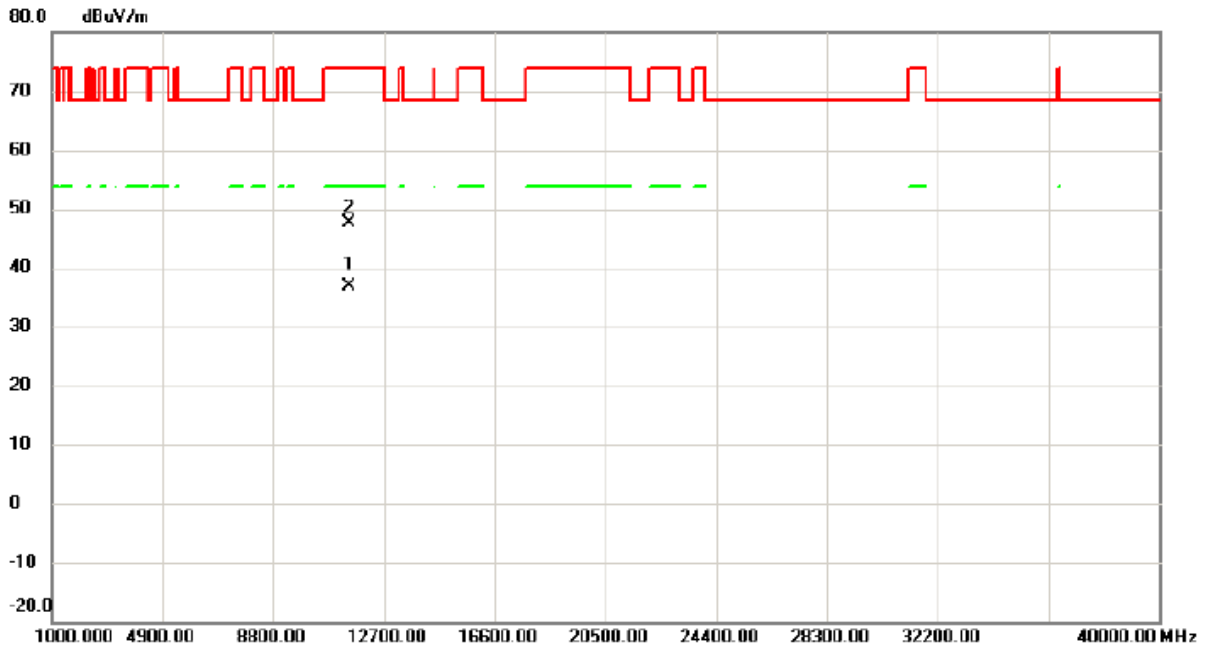
**REMARKS:**

(1) Measurement Value = Reading Level + Correct Factor.

(2) Margin Level = Measurement Value - Limit Value.

Orthogonal Axis	X
Test Mode	UNII-3_TX AX (HEW40) Mode 5755 MHz

### Horizontal

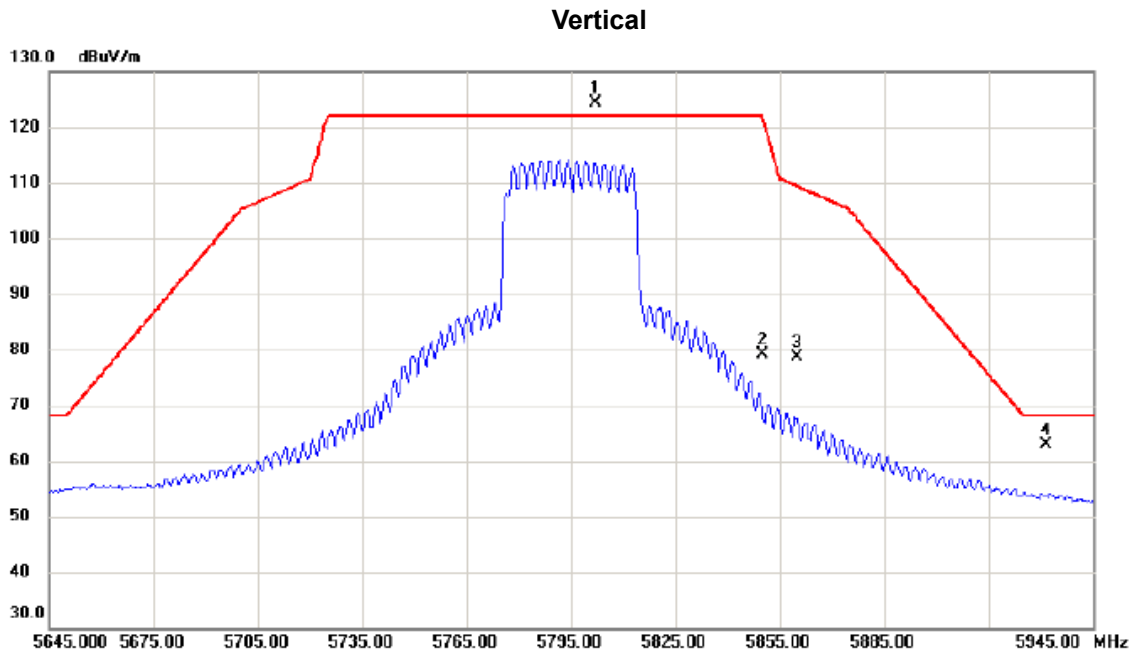


No. Mk.	Freq. MHz	Reading Level dBuV	Correct Factor dB	Measure- ment dBuV/m	Limit dBuV/m	Margin dB	Detector	Comment
1 *	11500.110	19.88	16.98	36.86	54.00	-17.14	AVG	
2	11501.140	30.56	16.98	47.54	74.00	-26.46	peak	

**REMARKS:**

- (1) Measurement Value = Reading Level + Correct Factor.
- (2) Margin Level = Measurement Value - Limit Value.

Orthogonal Axis	X
Test Mode	UNII-3_TX AX (HEW40) Mode 5795 MHz



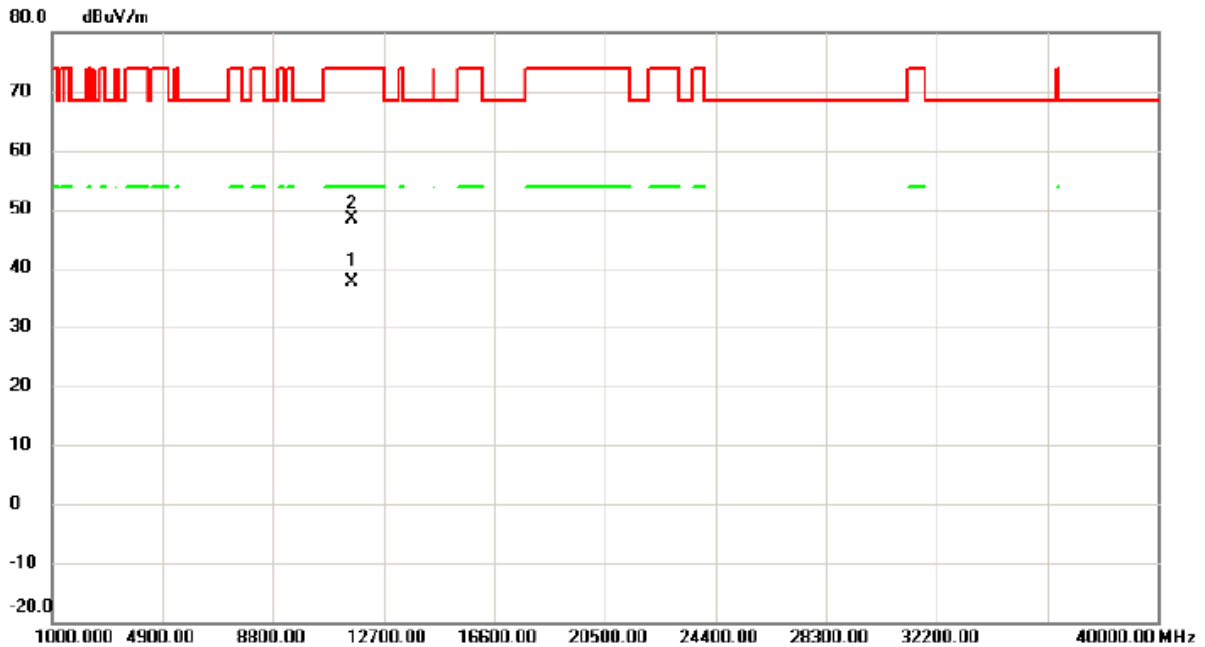
No.	Mk.	Freq. MHz	Reading Level dBuV	Correct Factor dB	Measure- ment dBuV/m	Limit dBuV/m	Margin dB	Detector	Comment
1	*	5802.050	104.81	19.62	124.43	122.20	2.23	peak	No Limit
2		5850.000	59.39	19.74	79.13	122.20	-43.07	peak	
3		5860.000	58.98	19.76	78.74	109.40	-30.66	peak	
4		5931.500	43.05	19.93	62.98	68.20	-5.22	peak	

**REMARKS:**

- (1) Measurement Value = Reading Level + Correct Factor.
- (2) Margin Level = Measurement Value - Limit Value.

Orthogonal Axis	X
Test Mode	UNII-3_TX AX (HEW40) Mode 5795 MHz

### Vertical

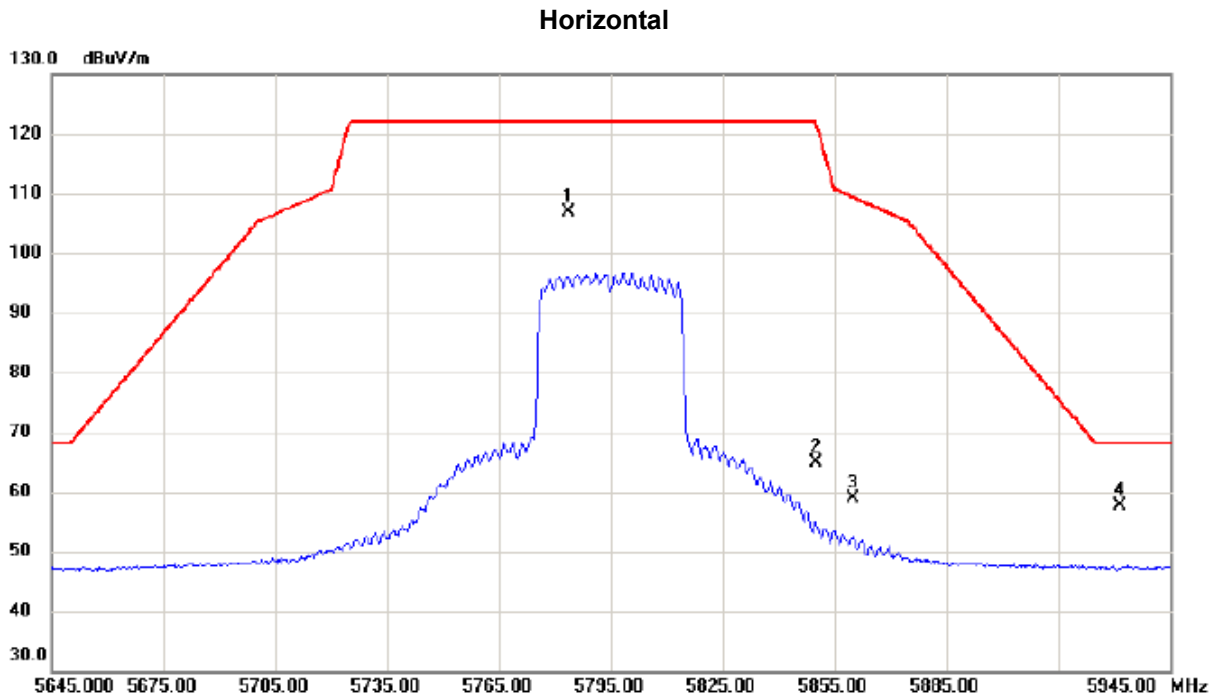


No. Mk.	Freq. MHz	Reading Level dBuV	Correct Factor dB	Measure- ment dBuV/m	Limit dBuV/m	Margin dB	Detector	Comment
1 *	11581.875	20.64	17.05	37.69	54.00	-16.31	AVG	
2	11591.125	31.26	17.06	48.32	74.00	-25.68	peak	

**REMARKS:**

- (1) Measurement Value = Reading Level + Correct Factor.
- (2) Margin Level = Measurement Value - Limit Value.

Orthogonal Axis	X
Test Mode	UNII-3_TX AX (HEW40) Mode 5795 MHz

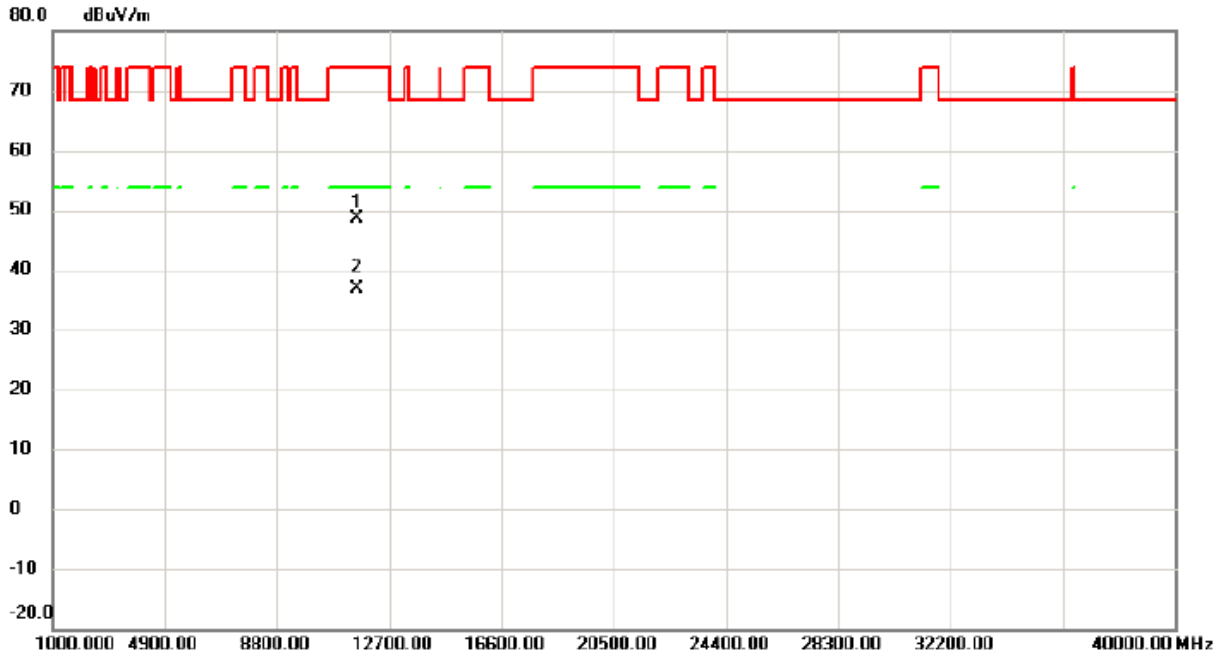


No.	Mk.	Freq. MHz	Reading Level dBuV	Correct Factor dB	Measure- ment dBuV/m	Limit dBuV/m	Margin dB	Detector	Comment
1		5783.600	87.36	19.58	106.94	122.20	-15.26	peak	No Limit
2		5850.000	45.10	19.74	64.84	122.20	-57.36	peak	
3		5860.000	39.15	19.76	58.91	109.40	-50.49	peak	
4	*	5931.500	37.58	19.93	57.51	68.20	-10.69	peak	

REMARKS:  
 (1) Measurement Value = Reading Level + Correct Factor.  
 (2) Margin Level = Measurement Value - Limit Value.

Orthogonal Axis	X
Test Mode	UNII-3_TX AX (HEW40) Mode 5795 MHz

### Horizontal

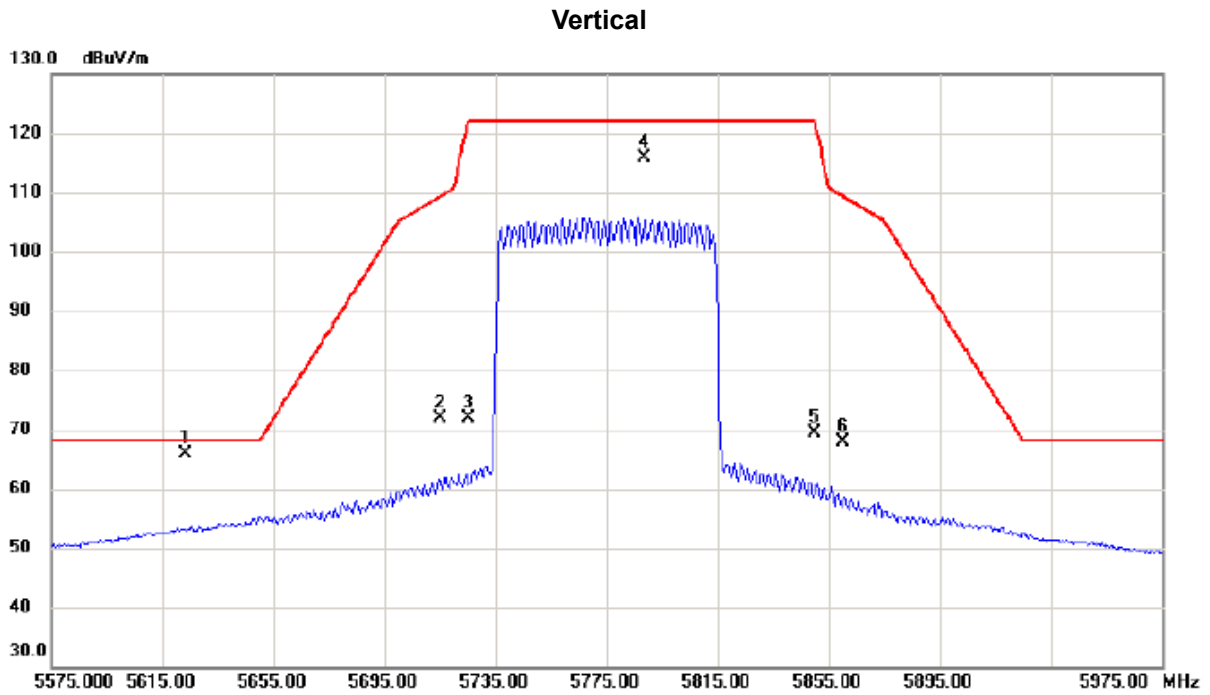


No.	Mk.	Freq.	Reading Level	Correct Factor	Measurement	Limit	Margin	Detector	Comment
		MHz	dBuV	dB	dBuV/m	dBuV/m	dB		
1		11591.150	31.61	17.06	48.67	74.00	-25.33	peak	
2	*	11592.680	19.88	17.06	36.94	54.00	-17.06	AVG	

**REMARKS:**

- (1) Measurement Value = Reading Level + Correct Factor.
- (2) Margin Level = Measurement Value - Limit Value.

Orthogonal Axis	X
Test Mode	UNII-3_TX AX (HEW80) Mode 5775 MHz



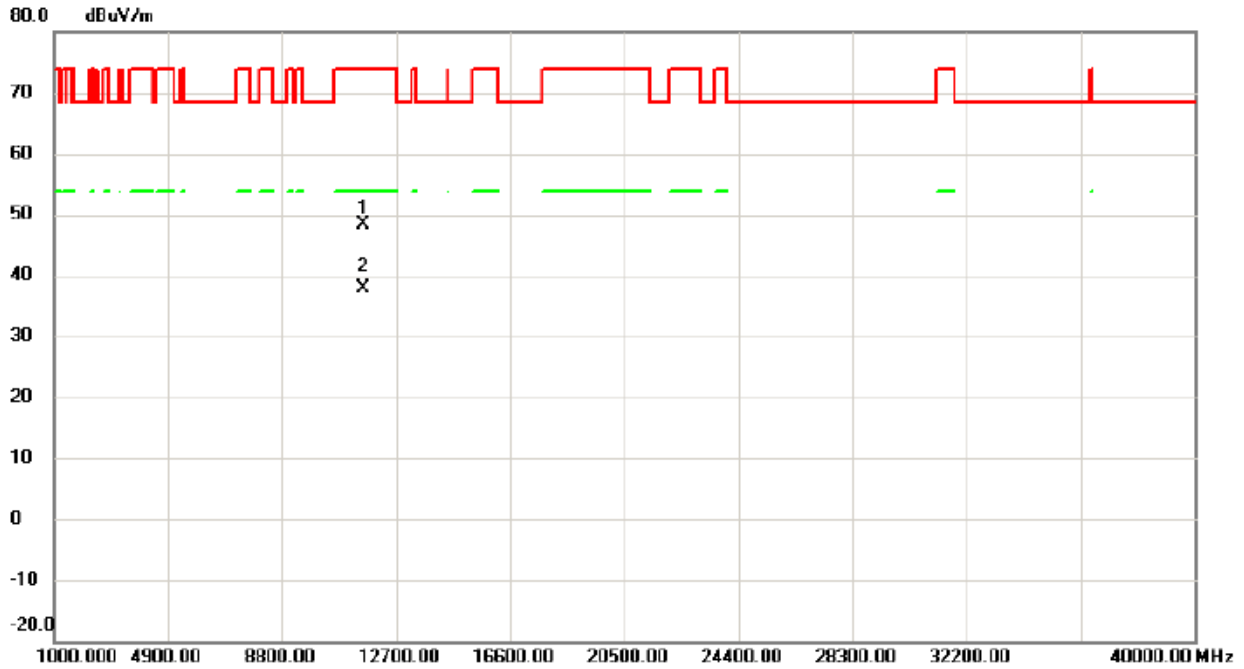
No.	Mk.	Freq. MHz	Reading Level dBuV	Correct Factor dB	Measure- ment dBuV/m	Limit dBuV/m	Margin dB	Detector	Comment
1	*	5623.000	46.76	19.22	65.98	68.20	-2.22	peak	
2		5715.000	52.33	19.43	71.76	109.40	-37.64	peak	
3		5725.000	52.46	19.45	71.91	122.20	-50.29	peak	
4		5788.800	96.26	19.59	115.85	122.20	-6.35	peak	No Limit
5		5850.000	49.70	19.74	69.44	122.20	-52.76	peak	
6		5860.000	48.14	19.76	67.90	109.40	-41.50	peak	

**REMARKS:**

- (1) Measurement Value = Reading Level + Correct Factor.
- (2) Margin Level = Measurement Value - Limit Value.

Orthogonal Axis	X
Test Mode	UNII-3_TX AX (HEW80) Mode 5775 MHz

**Vertical**



No.	Mk.	Freq. MHz	Reading Level dBuV	Correct Factor dB	Measure- ment dBuV/m	Limit dBuV/m	Margin dB	Detector	Comment
1		11559.925	31.39	17.03	48.42	74.00	-25.58	peak	
2	*	11561.025	20.84	17.03	37.87	54.00	-16.13	AVG	

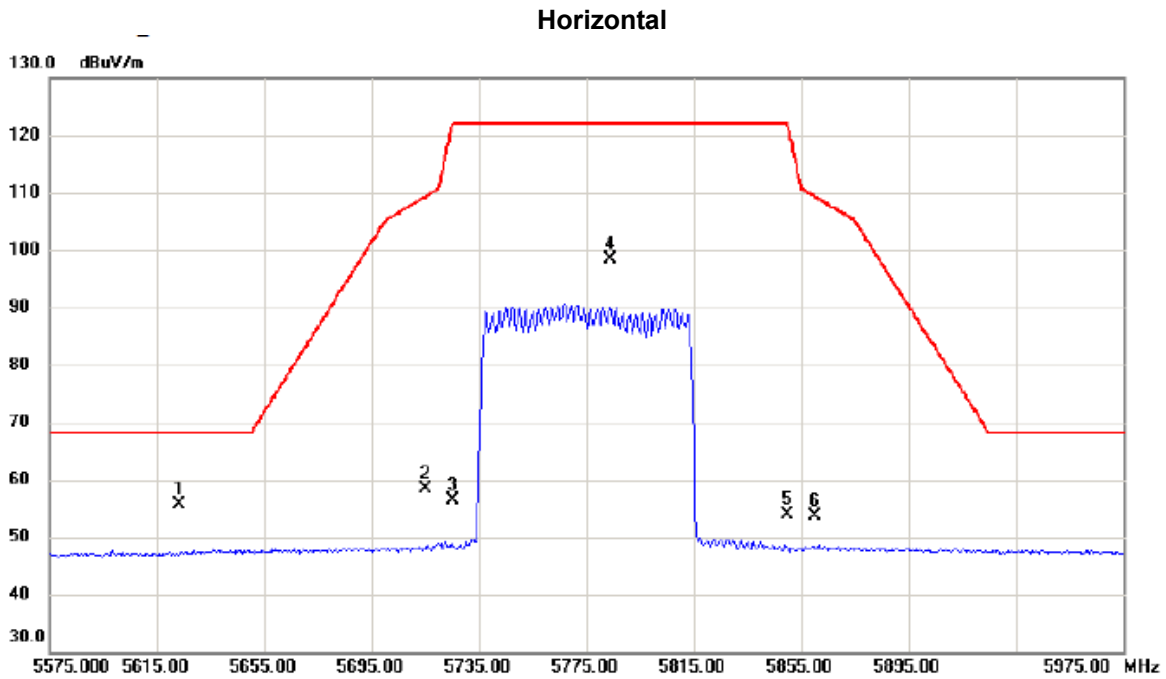
REMARKS:

(1) Measurement Value = Reading Level + Correct Factor.

(2) Margin Level = Measurement Value - Limit Value.



Orthogonal Axis	X
Test Mode	UNII-3_TX AX (HEW80) Mode 5775 MHz



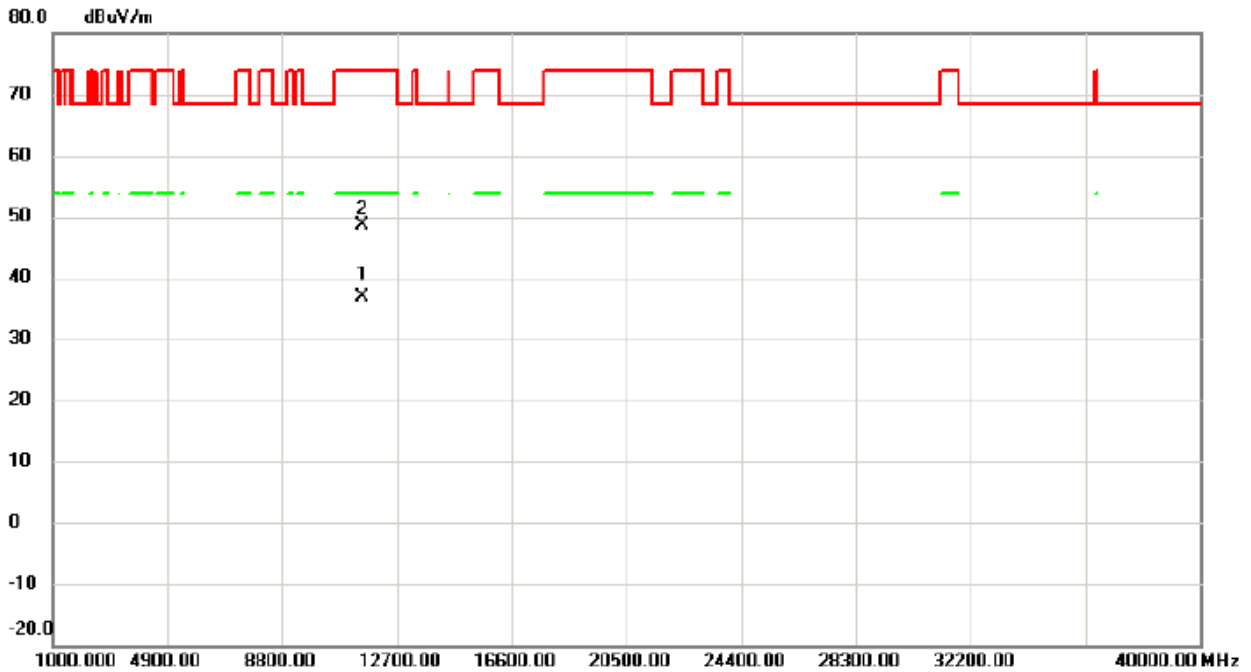
No.	Mk.	Freq. MHz	Reading Level dBuV	Correct Factor dB	Measure- ment dBuV/m	Limit dBuV/m	Margin dB	Detector	Comment
1	*	5623.000	36.47	19.22	55.69	68.20	-12.51	peak	
2		5715.000	38.97	19.43	58.40	109.40	-51.00	peak	
3		5725.000	36.82	19.45	56.27	122.20	-65.93	peak	
4		5784.000	78.78	19.58	98.36	122.20	-23.84	peak	No Limit
5		5850.000	34.07	19.74	53.81	122.20	-68.39	peak	
6		5860.000	33.93	19.76	53.69	109.40	-55.71	peak	

**REMARKS:**

- (1) Measurement Value = Reading Level + Correct Factor.
- (2) Margin Level = Measurement Value - Limit Value.

Orthogonal Axis	X
Test Mode	UNII-3_TX AX (HEW80) Mode 5775 MHz

### Horizontal



No.	Mk.	Freq. MHz	Reading Level dBuV	Correct Factor dB	Measure- ment dBuV/m	Limit dBuV/m	Margin dB	Detector	Comment
1	*	11542.050	19.76	17.02	36.78	54.00	-17.22	AVG	
2		11545.830	31.68	17.02	48.70	74.00	-25.30	peak	

**REMARKS:**

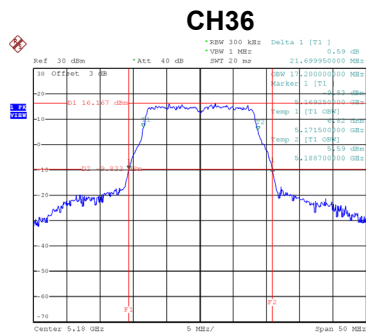
- (1) Measurement Value = Reading Level + Correct Factor.
- (2) Margin Level = Measurement Value - Limit Value.

## APPENDIX E - BANDWIDTH

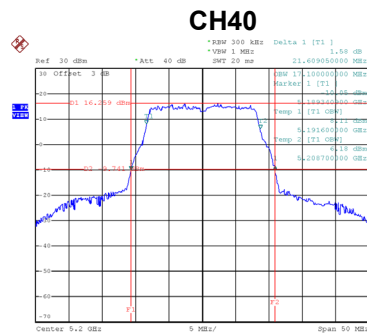
## Non Beamforming

Test Mode	UNII-1_TX A Mode
-----------	------------------

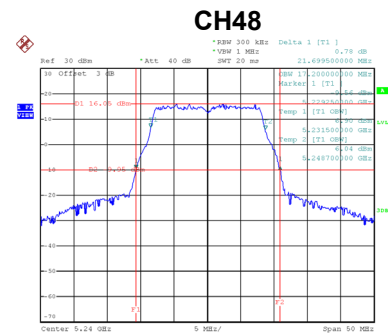
Channel	Frequency (MHz)	26 dB Bandwidth (MHz)	99 % Emission Bandwidth (MHz)
36	5180	21.70	17.20
40	5200	21.61	17.10
48	5240	21.70	17.20



Date: 22.JAN.2020 15:21:04



Date: 22.JAN.2020 15:21:58

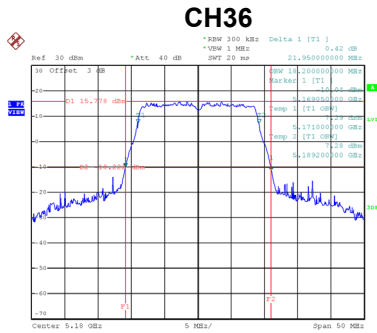


Date: 22.JAN.2020 15:22:47

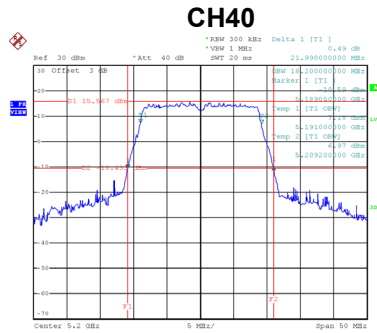


Test Mode	UNII-1_TX AC (VHT20) Mode
-----------	---------------------------

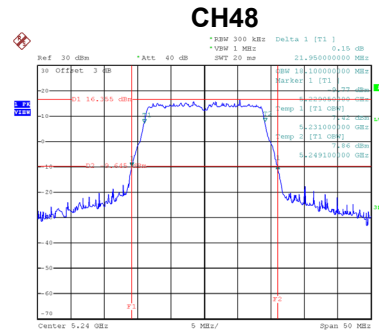
Channel	Frequency (MHz)	26 dB Bandwidth (MHz)	99 % Emission Bandwidth (MHz)
36	5180	21.95	18.20
40	5200	21.99	18.20
48	5240	21.95	18.10



Date: 22\_JAN.2020 15:32:17



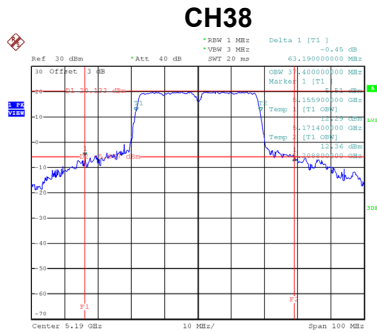
Date: 22\_JAN.2020 15:34:03



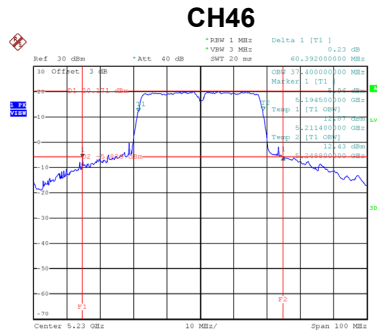
Date: 22\_JAN.2020 15:38:30

Test Mode	UNII-1_TX AC (VHT40) Mode
-----------	---------------------------

Channel	Frequency (MHz)	26 dB Bandwidth (MHz)	99 % Emission Bandwidth (MHz)
38	5190	63.19	37.40
46	5230	60.39	37.40



Date: 22\_JAN.2020 15:45:03

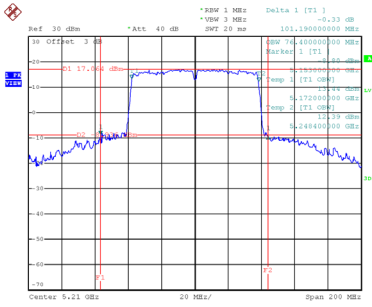


Date: 22\_JAN.2020 15:49:43

Test Mode	UNII-1_TX AC (VHT80) Mode
-----------	---------------------------

Channel	Frequency (MHz)	26 dB Bandwidth (MHz)	99 % Emission Bandwidth (MHz)
42	5210	101.19	76.40

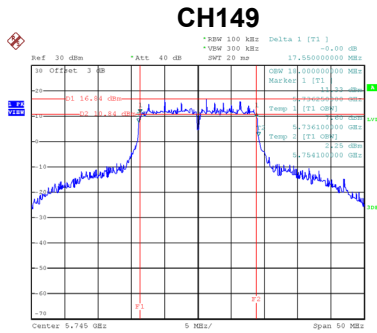
### CH42



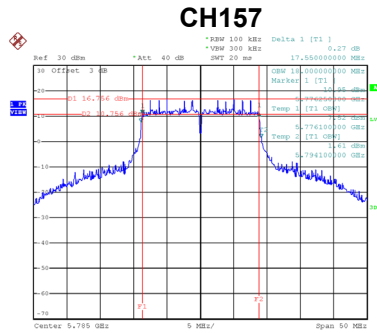
Date: 22 JAN 2020 16:02:35

Test Mode	UNII-3_TX AC (VHT20) Mode
-----------	---------------------------

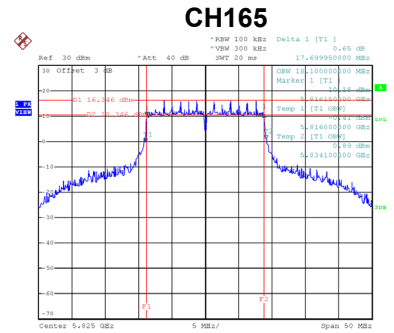
Channel	Frequency (MHz)	6 dB Bandwidth (MHz)	6 dB Bandwidth Min. Limit (kHz)	Result
149	5745	17.55	500	Complies
157	5785	17.55	500	Complies
165	5825	17.70	500	Complies



Date: 22\_JAN.2020 15:40:15

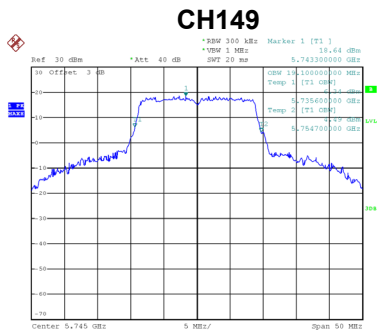


Date: 22\_JAN.2020 15:41:20

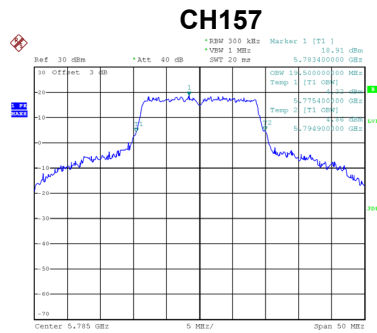


Date: 22\_JAN.2020 15:43:17

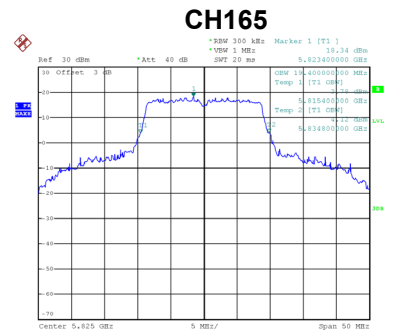
Channel	Frequency (MHz)	99 % Emission Bandwidth (MHz)	Result
149	5745	19.10	Complies
157	5785	19.50	Complies
165	5825	19.40	Complies



Date: 22\_JAN.2020 15:40:30



Date: 22\_JAN.2020 15:40:46

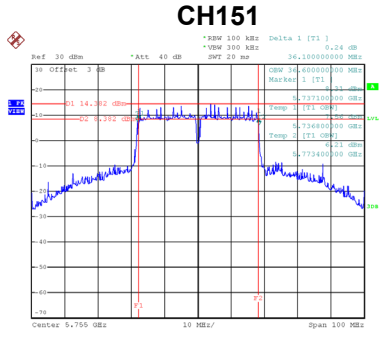


Date: 22\_JAN.2020 15:44:03

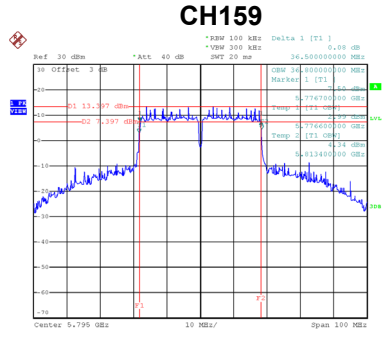


Test Mode	UNII-3_TX AC (VHT40) Mode
-----------	---------------------------

Channel	Frequency (MHz)	6 dB Bandwidth (MHz)	6 dB Bandwidth Min. Limit (kHz)	Result
151	5755	36.10	500	Complies
159	5795	36.50	500	Complies

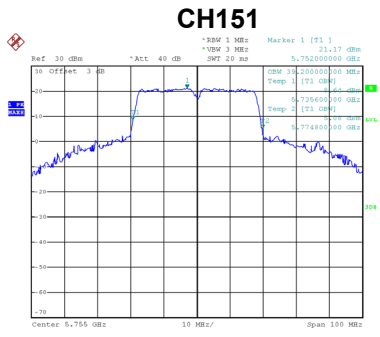


Date: 22.JAN.2020 15:50:50

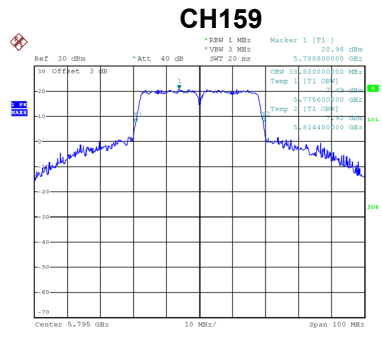


Date: 22.JAN.2020 15:56:45

Channel	Frequency (MHz)	99 % Emission Bandwidth (MHz)	Result
151	5755	39.20	Complies
159	5795	38.80	Complies



Date: 22.JAN.2020 15:54:58

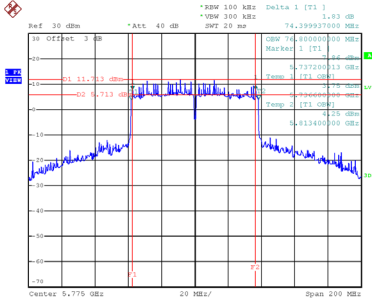


Date: 22.JAN.2020 15:55:53

Test Mode	UNII-3_TX AC (VHT80) Mode
-----------	---------------------------

Channel	Frequency (MHz)	6 dB Bandwidth (MHz)	6 dB Bandwidth Min. Limit (kHz)	Result
155	5775	74.40	500	Complies

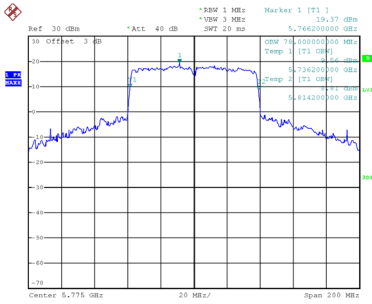
### CH155



Date: 22\_JAN.2020 16:03:25

Channel	Frequency (MHz)	99 % Emission Bandwidth (MHz)	Result
155	5775	78.00	Complies

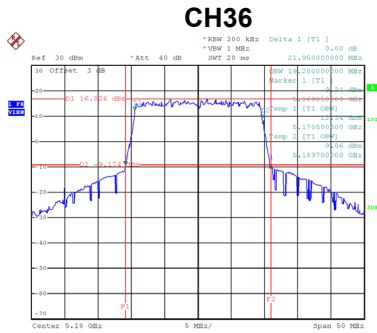
### CH155



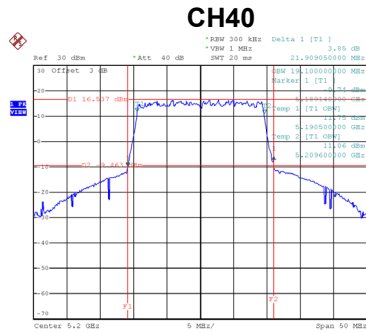
Date: 22\_JAN.2020 16:03:45

Test Mode	UNII-1_TX AX (HEW20) Mode
-----------	---------------------------

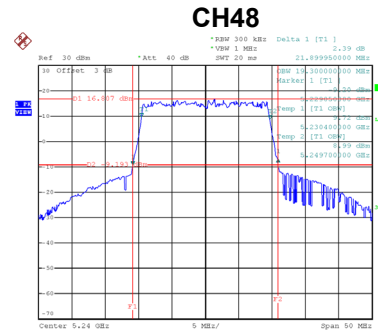
Channel	Frequency (MHz)	26 dB Bandwidth (MHz)	99 % Emission Bandwidth (MHz)
36	5180	21.95	19.20
40	5200	21.91	19.10
48	5240	21.90	19.30



Date: 22\_JAN.2020 16:06:23



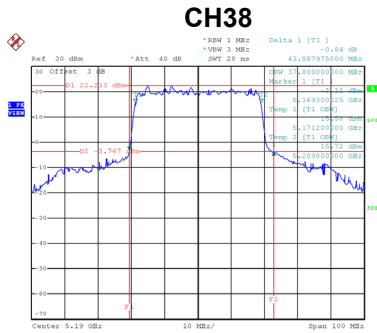
Date: 22\_JAN.2020 16:07:48



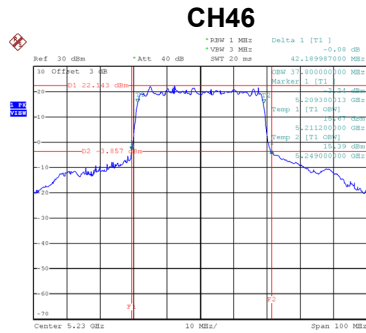
Date: 22\_JAN.2020 16:08:47

Test Mode	UNII-1_TX AX (HEW40) Mode
-----------	---------------------------

Channel	Frequency (MHz)	26 dB Bandwidth (MHz)	99 % Emission Bandwidth (MHz)
38	5190	43.59	37.80
46	5230	42.19	37.80



Date: 22\_JAN.2020 16:12:36

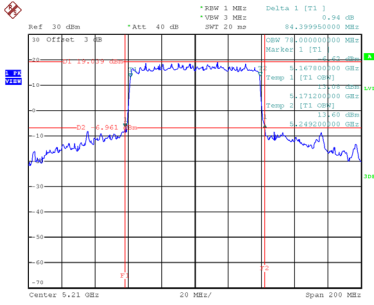


Date: 22\_JAN.2020 16:13:19

Test Mode	UNII-1_TX AX (HEW80) Mode
-----------	---------------------------

Channel	Frequency (MHz)	26 dB Bandwidth (MHz)	99 % Emission Bandwidth (MHz)
42	5210	84.40	78.00

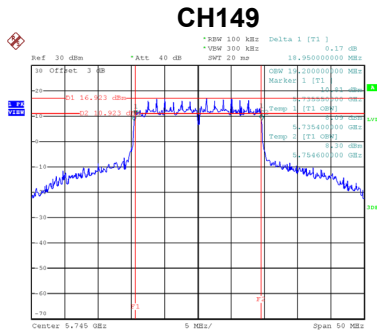
### CH42



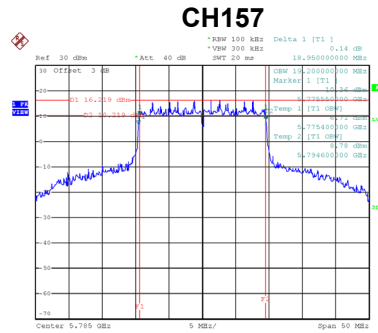
Date: 22.JAN.2020 16:17:56

Test Mode	UNII-3_TX AX (HEW20) Mode
-----------	---------------------------

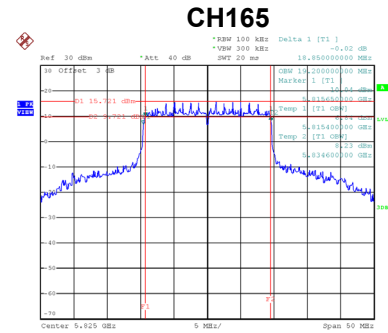
Channel	Frequency (MHz)	6 dB Bandwidth (MHz)	6 dB Bandwidth Min. Limit (kHz)	Result
149	5745	18.95	500	Complies
157	5785	18.95	500	Complies
165	5825	18.85	500	Complies



Date: 22.JAN.2020 16:09:19

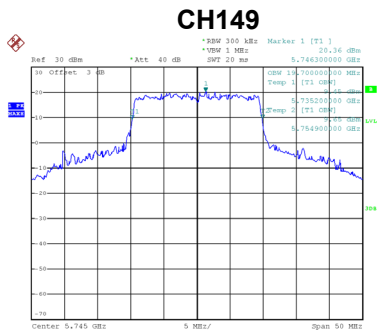


Date: 22.JAN.2020 16:10:47

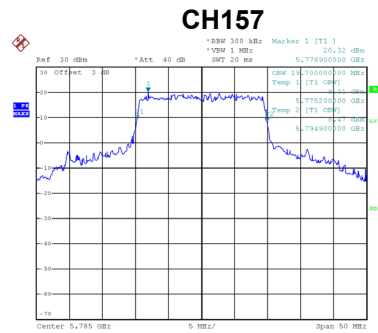


Date: 22.JAN.2020 16:11:31

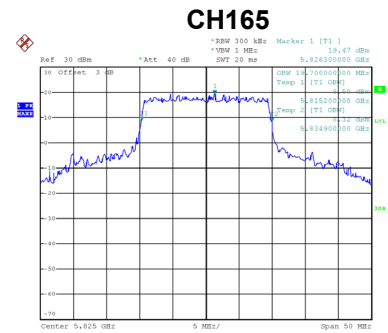
Channel	Frequency (MHz)	99 % Emission Bandwidth (MHz)	Result
149	5745	19.70	Complies
157	5785	19.70	Complies
165	5825	19.70	Complies



Date: 22.JAN.2020 16:09:56



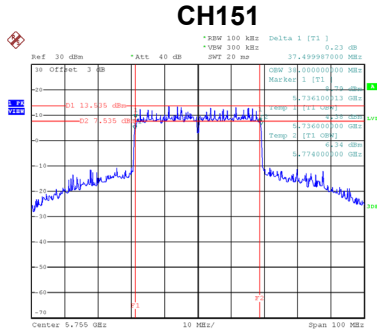
Date: 22.JAN.2020 16:10:14



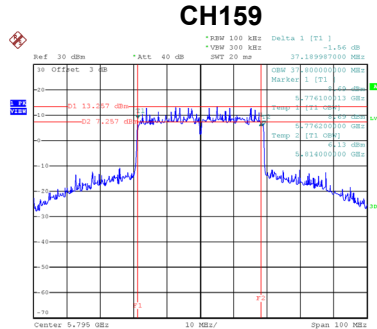
Date: 22.JAN.2020 16:11:44

Test Mode	UNII-3_TX AX (HEW40) Mode
-----------	---------------------------

Channel	Frequency (MHz)	6 dB Bandwidth (MHz)	6 dB Bandwidth Min. Limit (kHz)	Result
151	5755	37.50	500	Complies
159	5795	37.19	500	Complies

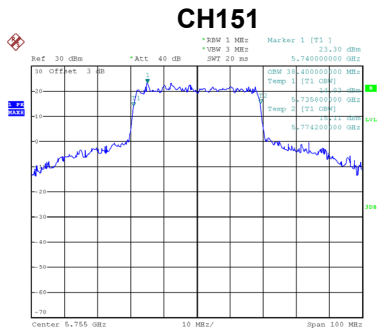


Date: 22.JAN.2020 16:15:06

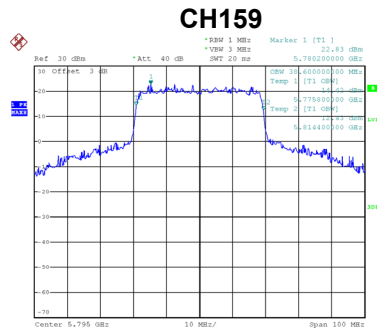


Date: 22.JAN.2020 16:16:39

Channel	Frequency (MHz)	99 % Emission Bandwidth (MHz)	Result
151	5755	38.40	Complies
159	5795	38.60	Complies



Date: 22.JAN.2020 16:15:41

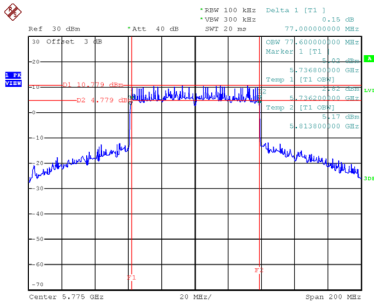


Date: 22.JAN.2020 16:15:56

Test Mode	UNII-3_TX AX (HEW80) Mode
-----------	---------------------------

Channel	Frequency (MHz)	6 dB Bandwidth (MHz)	6 dB Bandwidth Min. Limit (kHz)	Result
155	5775	77.00	500	Complies

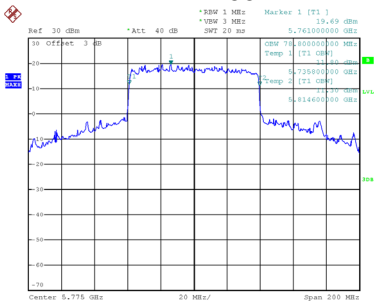
### CH155



Date: 22\_JAN.2020 16:19:03

Channel	Frequency (MHz)	99 % Emission Bandwidth (MHz)	Result
155	5775	78.80	Complies

### CH155



Date: 22\_JAN.2020 16:20:27

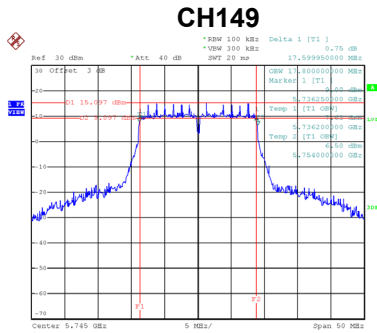




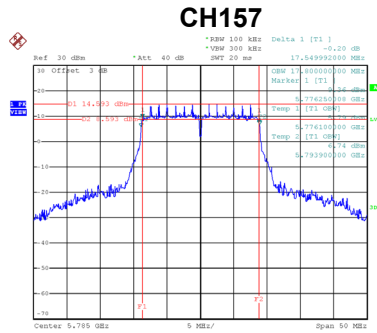


Test Mode	UNII-3_TX AC (VHT20) Mode
-----------	---------------------------

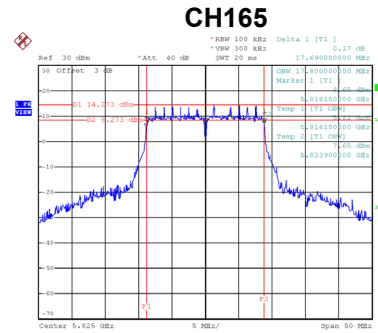
Channel	Frequency (MHz)	6 dB Bandwidth (MHz)	6 dB Bandwidth Min. Limit (kHz)	Result
149	5745	17.60	500	Complies
157	5785	17.55	500	Complies
165	5825	17.69	500	Complies



Date: 27.FEB.2020 11:56:21

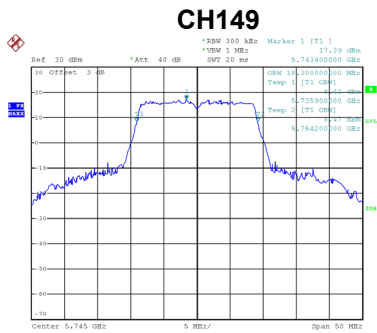


Date: 27.FEB.2020 11:57:18

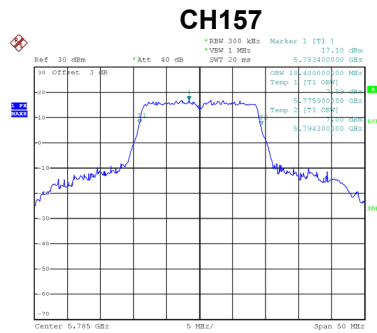


Date: 27.FEB.2020 11:59:11

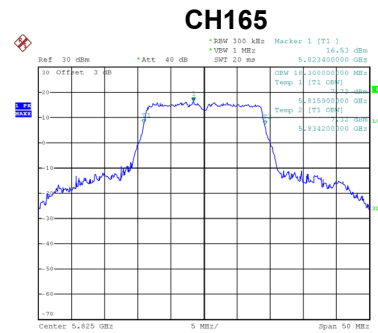
Channel	Frequency (MHz)	99 % Emission Bandwidth (MHz)	Result
149	5745	18.30	Complies
157	5785	18.40	Complies
165	5825	18.30	Complies



Date: 27.FEB.2020 11:57:52



Date: 27.FEB.2020 11:58:19

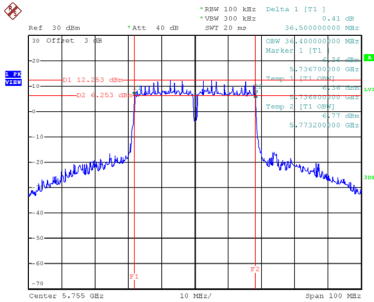


Date: 27.FEB.2020 11:58:39

Test Mode	UNII-3_TX AC (VHT40) Mode
-----------	---------------------------

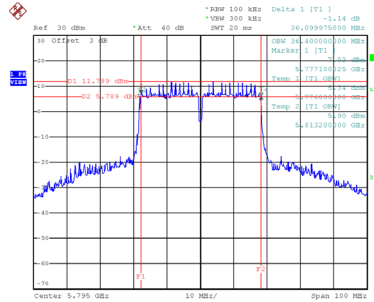
Channel	Frequency (MHz)	6 dB Bandwidth (MHz)	6 dB Bandwidth Min. Limit (kHz)	Result
151	5755	36.50	500	Complies
159	5795	36.10	500	Complies

**CH151**



Date: 27.FEB.2020 15:45:48

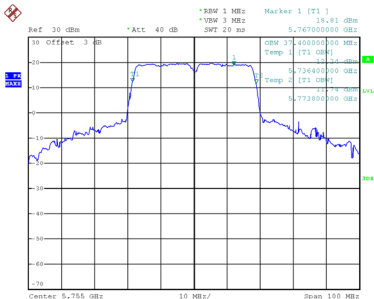
**CH159**



Date: 27.FEB.2020 15:52:56

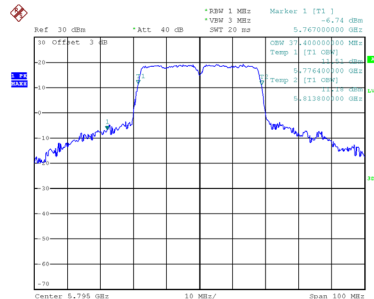
Channel	Frequency (MHz)	99 % Emission Bandwidth (MHz)	Result
151	5755	37.40	Complies
159	5795	37.40	Complies

**CH151**



Date: 27.FEB.2020 15:49:06

**CH159**

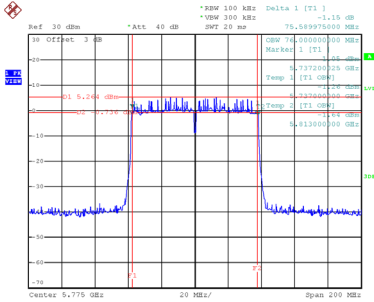


Date: 27.FEB.2020 15:51:43

Test Mode	UNII-3_TX AC (VHT80) Mode
-----------	---------------------------

Channel	Frequency (MHz)	6 dB Bandwidth (MHz)	6 dB Bandwidth Min. Limit (kHz)	Result
155	5775	75.59	500	Complies

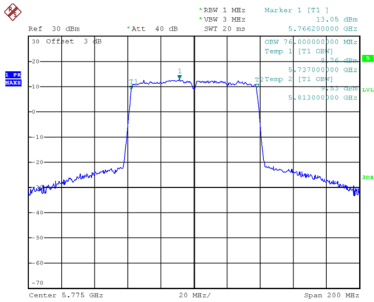
**CH155**



Date: 27.FEB.2020 15:56:56

Channel	Frequency (MHz)	99 % Emission Bandwidth (MHz)	Result
155	5775	76.00	Complies

**CH155**



Date: 27.FEB.2020 15:57:47