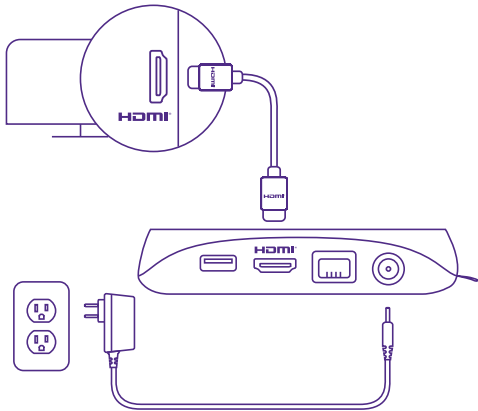
	DIELINE	Created by Roku Creative		DATE	09/20/2023
	FINISHES	INKS	NOTES		
	<div><input type="checkbox"/> Matte PP lam.</div> <div><input type="checkbox"/> Varnish layer</div> <div><input checked="" type="checkbox"/> Trim</div> <div><input type="checkbox"/> Fold</div> <div><input checked="" type="checkbox"/> Bleeds</div> <div><input type="checkbox"/> Other</div>	<div><input checked="" type="checkbox"/> PMS Medium Purple</div> <div><input type="checkbox"/> PMS 877</div> <div><input type="checkbox"/> CMYK</div> <div><input type="checkbox"/> Black</div> <div><input type="checkbox"/> White</div> <div><input type="checkbox"/> Other</div>	Two-sided print		

Let's get you streaming

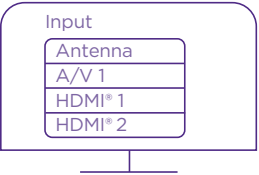
Quick Start Guide

Roku Ultra

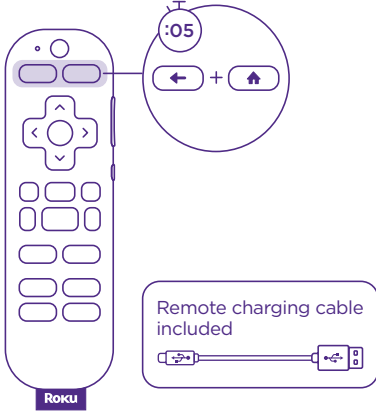
1 Plug it in



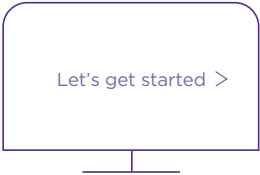
2 Select TV input



3 Press and hold to pair



4 Follow on-screen setup



Happy Streaming™



4100001044_01



Scan for help:
go.roku.com/ultra


© 2024 Roku, Inc. All rights reserved. Roku, the Roku logo, the purple d-pad design, and the purple fabric tag design are trademarks or registered trademarks of Roku, Inc. All other logos and trademarks herein are the property of their respective owners.

Roku® Player (“Player”), including Roku Remote (“Remote”), cables, and accessories, collectively, the (“Product”)

The Player which accompanies this Important Product Information allows you to stream online entertainment to your TV. A Roku account is required to activate the Player. When you sign up for a Roku account, you will be asked to provide your contact information and a payment method so that you can easily rent movies or sign-up for additional services. Your authorization is required for any such charges. There are no equipment rental fees for owning the Player. However, a paid subscription or other form of payment may be required to access some channels or content. Channel availability is subject to change and varies by region. Check with each channel provider for specific bandwidth requirements to stream SD, 720p, 1080p HD, 4K, and HDR content (subject to TV compatibility).


Please read and keep all safety and use instructions.

Important Product Information Safety Precautions

 Any electrical device, if used improperly, has the potential for causing fire, electrical shock, property damage or personal injury. To help ensure accident-free and enjoyable operation, follow these guidelines:

- Observe all warnings, precautions and instructions.
- Regularly inspect all elements of the Product for damage.
- If the Product has been damaged, cracked or punctured, or if the Product functions in an abnormal manner, produces unusual sounds or smells or becomes hot, immediately stop use, unplug any power adaptors or cables from the electrical outlet and disconnect any other cables.
- Observe all signs and displays that require an electrical device or RF radio product to be switched off in designated areas.
- For more information on product safety and troubleshooting, please go to support.roku.com

Use and Handling

-  The Product is not a toy. Product packaging may include plastic bags, cable ties, and fasteners. Dispose of these properly and keep them out of reach of children and pets, as they could present a choking hazard.
- **Do not expose the Product to liquid or allow liquid, small particles, or other foreign objects to get into any element of the Product.**
- **Do not puncture, crush, or damage any element of the Product.**
- **Do not attempt to repair or disassemble the Product yourself. Doing so may cause injury, overheating, fire, or damage not covered by the Limited Warranty, or electric shock or injury to you.**
- Do not expose any element of the Product to smoke, steam, high temperatures, high humidity, direct sunlight, or excessive low or freezing temperatures.
- Do not place any element of the Product on the floor or in a place where they may cause someone to trip or stumble.
- Do not short circuit or force discharge of the rechargeable Remote (if applicable).
- Do not place naked flame sources, such as lighted candles, on or near the Product.
- Do not place anything on top of the Product, cover or place it in an enclosed cabinet or on a soft surface; it may cause the Product to get hot or overheat.
- Do not drop or crush the Product.
- Do not clean with chemical cleaners. Use a soft, dry cloth.
- Do not place Player directly on oil or wax based wood finished surfaces.
- Use intended for indoors only.
- Dispose of the Product according to local standards and regulations.


Rechargeable Remote Safety Precautions

If the Product comes with a rechargeable Remote:

Input Voltage: 5V @ 500mA

Battery Rating: 1600mAh, 3.8V nominal

- Only charge the Remote with the included USB-C charging cable and a compatible 5V USB adaptor (not included).
- Do ensure the charging cable is fully inserted into the power adaptor before you plug the adaptor into a power outlet.
- Do not operate the Remote using any vigorous or forceful motions or gestures.
- Do not charge the Remote when moisture is present. This may cause fire, electric shock, injury, or damage to the Remote, other property, or you.
- Do not allow prolonged skin contact with a charging cable or connector when the charging cable is connected to a power source; it may cause discomfort or injury.
- For more information on product safety and troubleshooting, please go to support.roku.com

 Use and charge the Remote in a well-ventilated area to prevent overheating. Discontinue use if you observe any abnormal increase in temperature on the remote and/or around the battery compartment.

From empty, the rechargeable Remote, in optimal conditions, will charge in <5.5 hours. A blinking LED light animation indicates that Remote is charging.

- Ambient Operating Temperature: 0°C to 35°C
- Non-Operating (Storage): -20°C to 60°C

Warning Signs: If the Product gets warm/hot during use, discontinue use and contact Roku Customer Support immediately at support.roku.com. There is a risk of explosion if a battery is replaced by an incorrect type.

Recycling and Disposal

You should NOT dispose of the Product or any included batteries with your household waste. This Product should be disposed of at a designated collection point for recycling electronic equipment. Improper handling could have a negative impact on the environment and human health due to hazardous substances generally associated with electronic equipment. For more information about where to drop off electronic equipment for recycling, please contact your local waste authority or your household waste disposal service. You are responsible for deleting any personal data from the Product before disposing of it. Remove the batteries from the remote control before disposal and take the batteries to a separate disposal point. For more information about proper disposal of the Product, go to: go.roku.com/recycle

Limited Warranty

For any Product purchased and delivered to end users in the US, go to support.roku.com for the limited warranty terms and conditions. You may also request a copy of such terms by mail by contacting us at 1173 Coleman Ave, San Jose, CA 95110.

Additional Legal Notices

Federal Communication Commission Interference Statement

This equipment has been tested and found to comply with the limits for a Class B digital device, pursuant to Part 15 of the FCC Rules. These limits are designed to provide reasonable protection against harmful interference in a residential installation. This equipment generates, uses and can radiate radio frequency energy and, if not installed and used in accordance with the instructions, may cause harmful interference to radio communications. However, there is no guarantee that interference will not occur in a particular installation. If this equipment does cause harmful interference to radio or television reception, which can be determined by turning the equipment off and on, the user is encouraged to try to correct the interference by one of the following measures:

- Reorient or relocate the receiving antenna.
- Increase the separation between the equipment and receiver.
- Connect the equipment into an outlet on a circuit different from that to which the receiver is connected.
- Consult the dealer or an experienced radio/TV technician for help.

This device complies with Part 15 of the FCC Rules. Operation is subject to the following two conditions: (1) This device may not cause harmful interference, and (2) this device must accept any interference received, including interference that may cause undesired operation.

FCC Caution: Any changes or modifications not expressly approved by Roku, Inc. could void the user's authority to operate this equipment.

2.4 GHz band operation of this product in the US is firmware-limited to channels 1 through 11.

IMPORTANT NOTE:

FCC Radiation Exposure Statement

This equipment complies with FCC radiation exposure limits set forth for an uncontrolled environment. The player should be installed and operated with a minimum distance of 20 cm between the radiator and your body. This transmitter must not be co-located or operating in conjunction with any other antenna or transmitter. The availability of some specific channels and/or operational frequency bands are country dependent and are firmware programmed at the factory to match the intended destination. The firmware setting is not accessible by the end user.

Apple, Apple Home, AirPlay, HomeKit and Siri are trademarks of Apple Inc., registered in the U.S. and other countries and regions.

Google and Google Home are trademarks of Google LLC.

Third party features and services may be subject to change or removal without notice.

The Bluetooth word mark and logos are registered trademarks owned by Bluetooth SIG, Inc.

Dolby, Dolby Vision, Dolby Atmos, and the double-D symbol are registered trademarks of Dolby Laboratories Licensing Corporation. Manufactured under license from Dolby Laboratories. Confidential unpublished works. Copyright © 2012-2024 Dolby Laboratories. All rights reserved.

HDMI®

The terms HDMI, HDMI High-Definition Multimedia Interface, HDMI Trade dress and the HDMI Logos are trademarks or registered trademarks of HDMI Licensing Administrator, Inc.

Copyright © 2024 Roku, Inc. All rights reserved. Roku, the Roku logo, the purple d-pad and purple fabric tag designs are trademarks or registered trademarks of Roku, Inc.



4100001047_02