


## Roku Voice Remote Pro

### Important Product Information

Input Voltage: 5V @ 600mA

Battery Rating: 1000mAh, 3.8V nominal

 Any electrical device, if used improperly, has the potential for causing fire, electrical shock, property damage or personal injury. To help ensure accident-free operation, follow these guidelines:

#### Care & Maintenance

- **Do not expose the Remote, charging cable, or accessories to liquid or allow liquid, small particles, or other foreign objects to get into the Remote, charging cable, or accessories.**
- **Do not puncture, crush, or damage the Remote, charging cable, or accessories.**
- **Do not attempt to repair or disassemble your Remote yourself. Disassembling or improper repair of the Remote may cause overheating, fire, injury, damage not covered by the Limited Warranty, or injury to you.**
- Do not expose the Remote, charging cable, or accessories, to smoke, steam, high temperatures, high humidity, direct sunlight, or excessive low or freezing temperatures.
- Do not place the Remote, charging cable, or accessories on the floor or in a place where they may cause someone to trip or stumble.
- Do not short circuit or force discharge of the Remote.
- Indoor use only
- From empty, the Remote, in optimal conditions, will charge in <3 hours. A blinking LED light animation indicates that Remote is charging.
- Ambient Operating Temperature: 0°C to 40°C
- Non-Operating (Storage): -20°C to 60°C


#### Health & Safety Information


When using any electrical device, basic safety precautions should be followed, including:

- Observe all warnings, precautions, and instructions.
- Only charge the Remote with the included micro USB charging cable and a compatible 5V USB adapter (not included).
- Do ensure the charging cable is fully inserted into the power adapter before you plug the adapter into a power outlet.
- Do not operate the Remote using any vigorous or forceful motions or gestures.
- The Remote and accessories are not toys. Keep your Remote and/or headphones, out of reach of children under the age of six and pets.
- Regularly inspect the charging cable and Remote for damage. If the Remote or charging cable has been damaged, cracked or punctured, or if the Remote or charging cables function in an abnormal manner, produce unusual sounds or smells or become too hot to touch, stop use immediately, unplug the Remote charging cable from the electrical outlet and disconnect any other cables.
- Do not touch the Remote or connected cables during an electrical storm.
- Do not charge your Remote when moisture is present. This may cause fire, electric shock, injury, or damage to the Remote or other property
- Permanent hearing loss may occur if headphones are used with the Remote at high volume. To prevent possible hearing loss, limit the amount of time you use headphones at high volume.
- Do not allow prolonged skin contact with a charging cable or connector when the charging cable is connected to a power source; it may cause discomfort or injury.
- For more information on product safety and troubleshooting, please go to <https://support.roku.com>.



 **Batteries:** Always dispose of batteries following local recycling guidelines. Do not dispose of batteries in household waste or open fire. For more information about the battery included in the Remote and recycling, see: <https://support.roku.com/article/208755678>

 The product packaging may include plastic bags, cable ties and fasteners. Dispose of these properly and keep them out of reach of children, as they could present a choking hazard.

 Use and charge your Remote in a well-ventilated area to prevent overheating. Discontinue use if you observe any abnormal increase in temperature on the remote and/or around the battery compartment.

#### Limited Warranty & Warranty Service Process

For any Remote purchased and delivered to end users in the US, go to [www.roku.com/support](http://www.roku.com/support) for the warranty terms and conditions. You may also request a copy of such terms by mail by contacting us at 1155 Coleman Ave, San Jose, CA 95110.

#### Additional Legal Notices - US ONLY

##### Federal Communication Commission Interference Statement

This equipment has been tested and found to comply with the limits for a Class B digital device, pursuant to Part 15 of the FCC rules. These limits are designed to provide reasonable protection against harmful interference in a residential installation. This equipment generates, uses, and can radiate radio frequency energy and, if not installed and used in accordance with the instructions, may cause harmful interference to radio communications. However, there is no guarantee that interference will not occur in a particular installation. If this equipment does cause harmful interference to radio or television reception, which can be determined by turning the equipment off and on, the user is encouraged to try to correct the interference by one or more of the following measures:

- Reorient or relocate the receiving antenna.

- Increase the separation between the equipment and receiver.
- Connect the equipment into an outlet on a circuit different from that to which the receiver is connected.
- Consult the dealer or an experienced radio/TV technician for help.

This device complies with part 15 of the FCC rules. Operation is subject to the following two conditions: (1) This device may not cause harmful interference, and (2) this device must accept any interference received, including interference that may cause undesired operation.

**FCC Caution:** Any changes or modifications not expressly approved by the party responsible for compliance could void the user's authority to operate this equipment.

Operation in the 2.4GHz band in the US is firmware-limited to Channels 1 through 11.

FCC Radiation Exposure Statement: This equipment complies with FCC radiation exposure limits set forth for an uncontrolled environment. This transmitter must not be co-located or operating in conjunction with any other antenna or transmitter. The availability of some specific channels and/or operational frequency bands are country dependent and are firmware programmed at the factory to match the intended destination. The firmware setting is not accessible by the end user.



4100000673\_03