

## EUT Test Setup Photographs

### 1.1 Radiated Emission below 1 GHz Front View




### 1.2 Radiated Emission below 1 GHz Rear View



### 1.3 Radiated Emission 1-18GHz Front View




### 1.4 Radiated Emission 1-18GHz Rear View





### 1.5 Radiated Emission 18-26.5 GHz Front View




### 1.6 Radiated Emission 18-26.5GHz Rear View



### 1.7 Radiated Emission 26.5-40 GHz Front View




### 1.8 Radiated Emission 26.5-40 GHz Rear View





## 1.9 AC Line Front View



## 1.10 AC Line Side View

