



Exhibit 6: Test Setup Photographs

KRY 901 332/1


RD 2242 B5

FCC ID: TA8AKRY901332-1

IC: 287AB-AS9013321

Date: 4 December 2020

Author: Denis Lalonde



CONFIDENTIAL INFORMATION
RESTRICTED USE AND DUPLICATION
© Ericsson Canada Inc. All Rights Reserved.

The information contained in this document is the property of Ericsson Canada. Except as specifically authorized in writing by Ericsson, the holder of this document shall keep all information contained herein confidential and shall protect same in whole or in part from disclosure and dissemination to all third parties.




Figure 1: Radiated Test setup (30 to 1000MHz)




Figure 2: Radiated Test setup (frequency above 1000MHz)




Figure 3: Conducted Test Equipment