

Setup photographs




Figure o-1: Set up photo for Radio Compliance Testing




Figure o-2: EUT Set-up photo for Thermal Radio Compliance Testing

Setup photographs, continued




Figure o-3: EUT Set-up photos for Cabinet Radiated Emissions below 30 to 200 MHz



Figure o-4: EUT Set-up photos for Cabinet Radiated Emissions 200 to 1000 MHz

Setup photographs, continued




Figure o-5: EUT Set-up photos for Cabinet Radiated Emissions above 1 GHz