

Prepared (also subject responsible if other) EWUTHFU		No. 10/0360-FCP 101 3765 Uen		
Approved EWU/PR/HD [Keith Goshia]	Checked	Date 2005-12-01	Rev A	Reference TA8AKRC11822-1

Federal Communications Commission  
Authorization & Evaluation Division  
7435 Oakland Mills Road  
Columbia, Maryland 21046  
Attention: Equipment Authorization Branch

## 1 Test Model 5 Conducted Measurements – 850MHz

Conducted measurements captured using Test Model 5 (16QAM) per 3GPP TS 25.141 for the 850MHz RU22 0840.

Test Model 1: 16 DPCH:s at 30 ksps (SF=128)

Test Model 5: 6 DPCH:s at 30 ksps and 2 HSDPA DPCH:s at 240 ksps (SF=128)

The significance of this information is to clarify the operation of the Ericsson Radio's operation. The radio supports either QPSK or 16QAM per the 3GPP standard. Radio performance under either mode is covered by the submittal. This additional information is background information to show equivalent performance under either digital modulation format.

## 2 Occupied Bandwidth/Band Edge Measurements

Equipment test configuration is per Ref [1].

16QAM (Test Model 5)

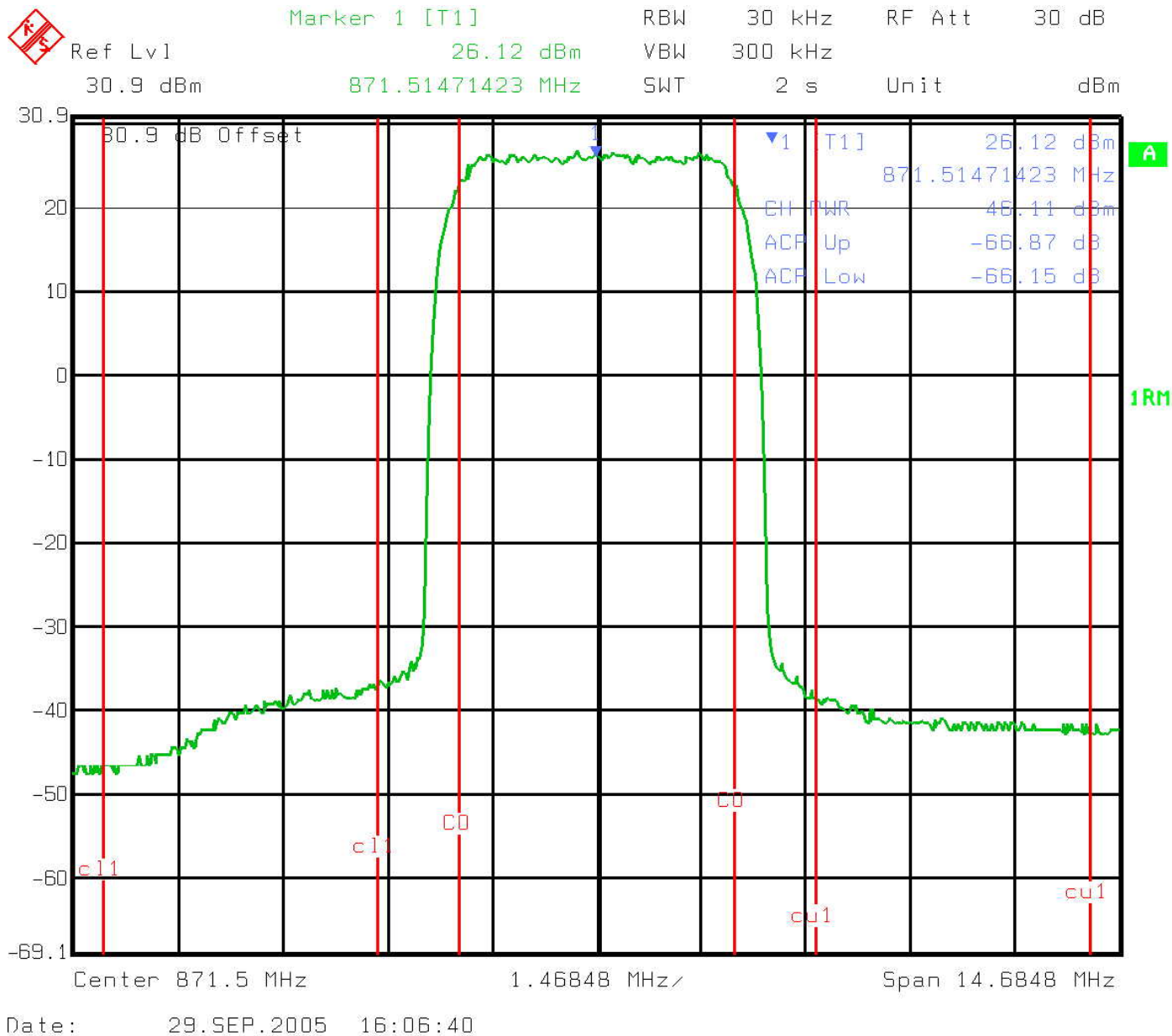
Plot 1      871.5MHz  
Plot 2      881.5MHz  
Plot 3      891.5MHz

16QAM –vs- QPSK: This plot is an overlay of the 16QAM data on top of the QPSK data.

Plot 4      881.5MHz

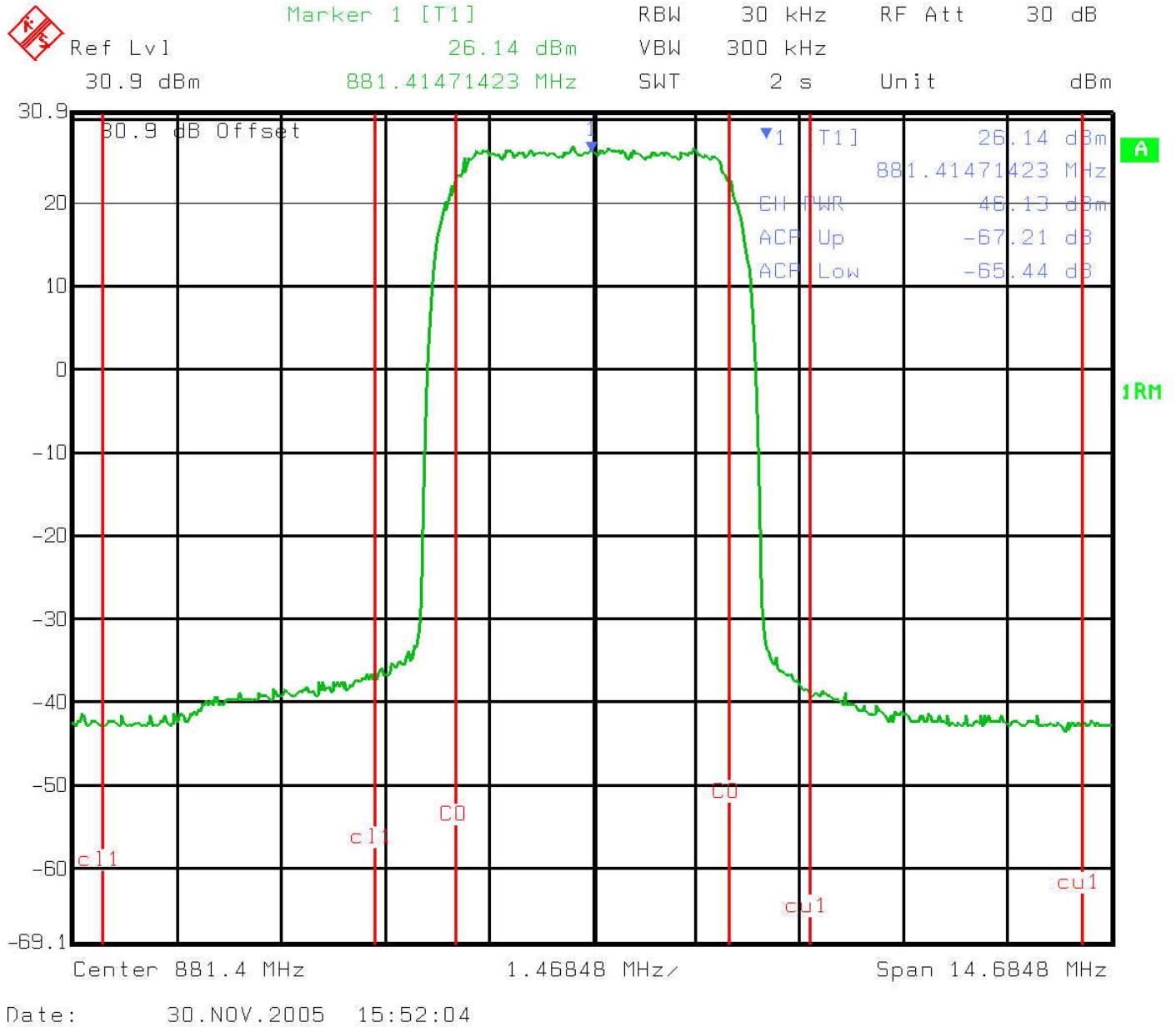
Prepared (also subject responsible if other) EWUTHFU		No. 10/0360-FCP 101 3765 Uen		
Approved EWU/PR/HD [Keith Goshia]	Checked	Date 2005-12-01	Rev A	Reference TA8AKRC11822-1

**Plot 1 Measurement with 16QAM at 871.5MHz**



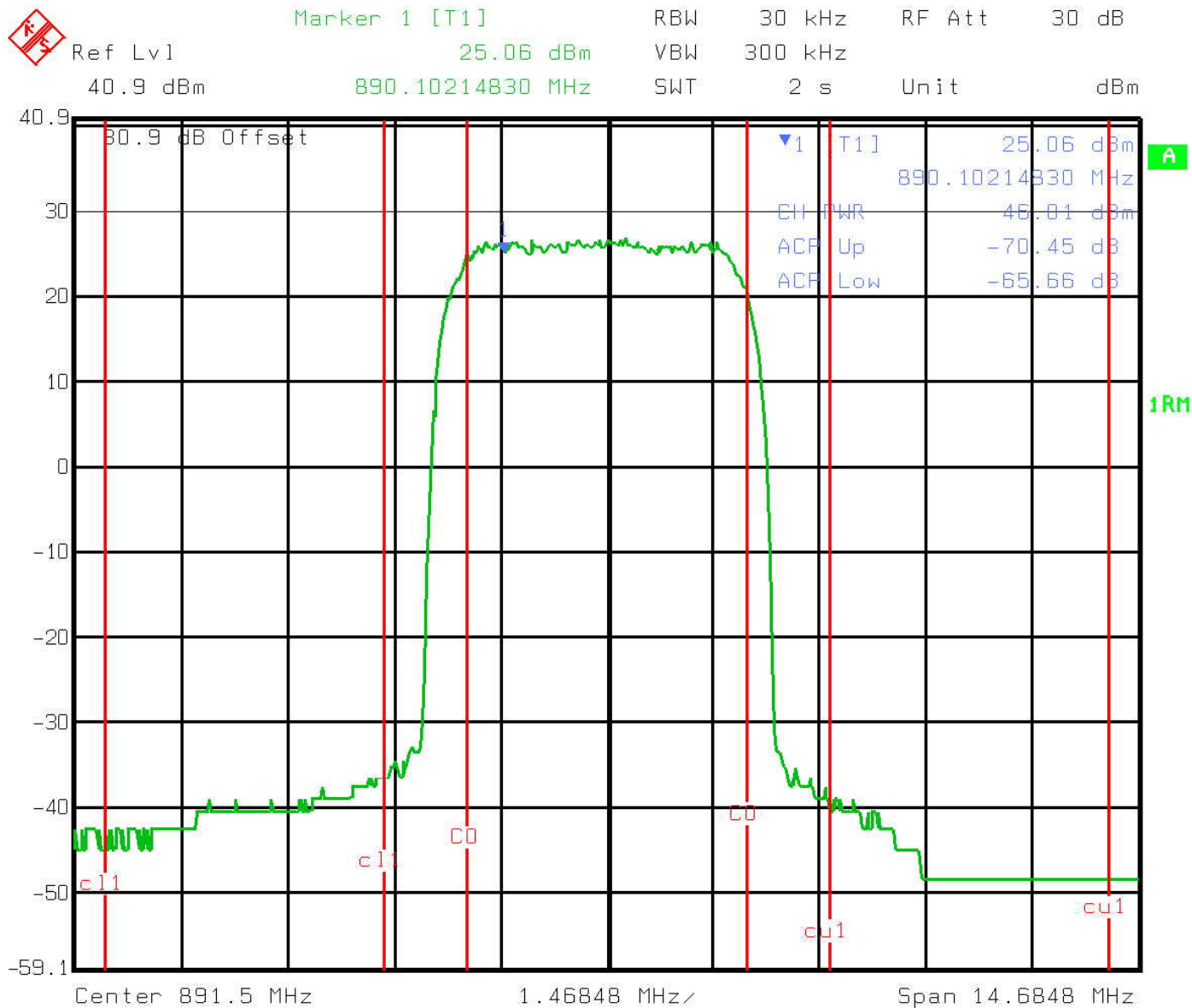
Prepared (also subject responsible if other) EWUTHFU		No. 10/0360-FCP 101 3765 Uen		
Approved EWU/PR/HD [Keith Goshia]	Checked	Date 2005-12-01	Rev A	Reference TA8AKRC11822-1

**Plot 2 Measurement with 16QAM at 881.4MHz**



Prepared (also subject responsible if other)		No.		
EWUTHFU		10/0360-FCP 101 3765 Uen		
Approved	Checked	Date	Rev	Reference
EWU/PR/HD [Keith Goshia]		2005-12-01	A	TA8AKRC11822-1

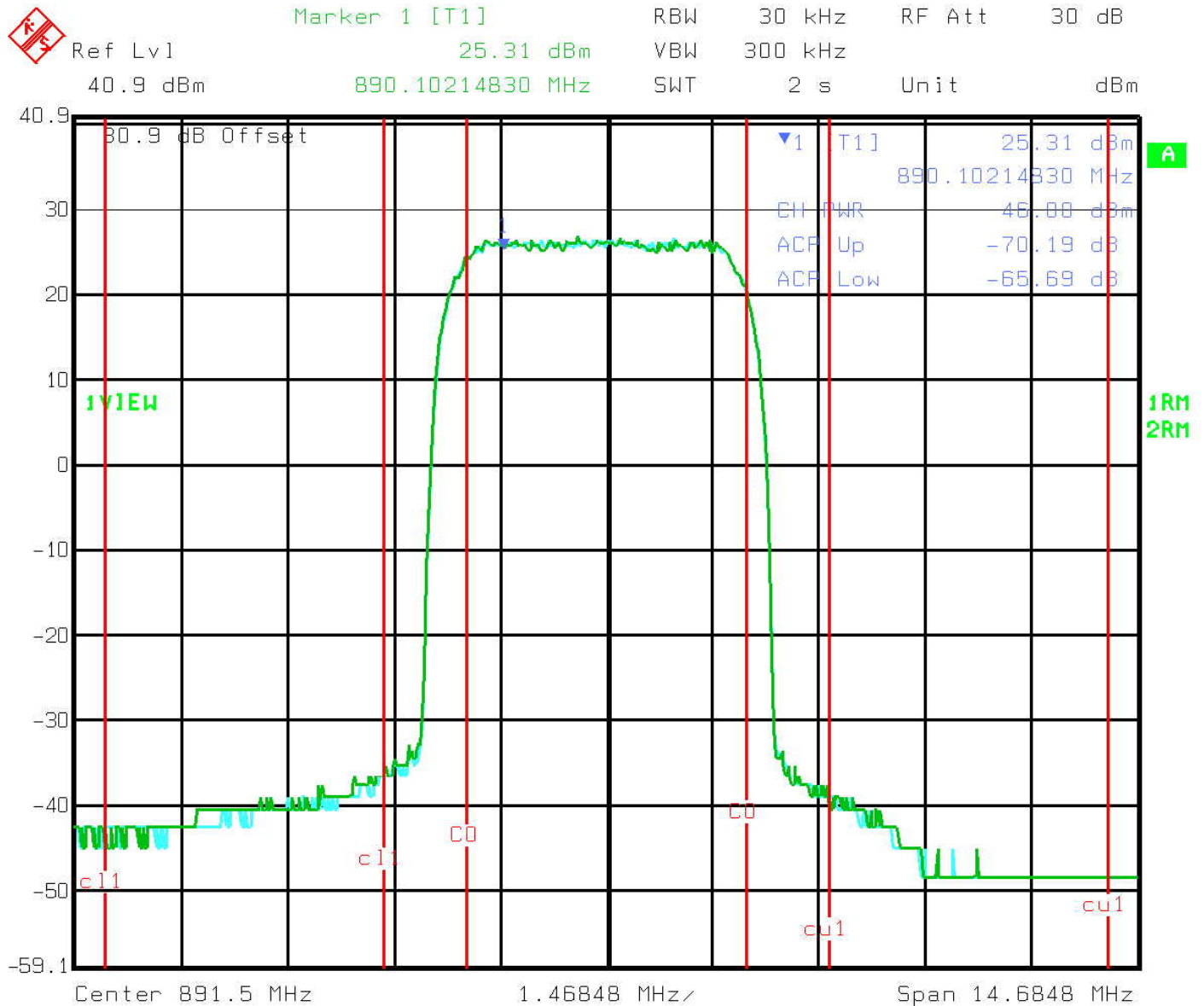
### Plot 3 Measurement with 16QAM at 891.5MHz



Date: 29.SEP.2005 15:03:16

Prepared (also subject responsible if other) EWUTHFU		No. 10/0360-FCP 101 3765 Uen		
Approved EWU/PR/HD [Keith Goshia]	Checked	Date 2005-12-01	Rev A	Reference TA8AKRC11822-1

**Plot 4 Overlay of 16QAM (Blue) and QPSK (Green)**



Date: 30.NOV.2005 15:18:16

Prepared (also subject responsible if other) EWUTHFU		No. 10/0360-FCP 101 3765 Uen		
Approved EWU/PR/HD [Keith Goshia]	Checked	Date 2005-12-01	Rev A	Reference TA8AKRC11822-1

### 3 Conducted Spurious Emissions

Equipment test configuration is per FCC Submittal Ref[1] (same set up, just data archived in a different report).

16QAM (Test Model 5)

Plot 5 871.5MHz

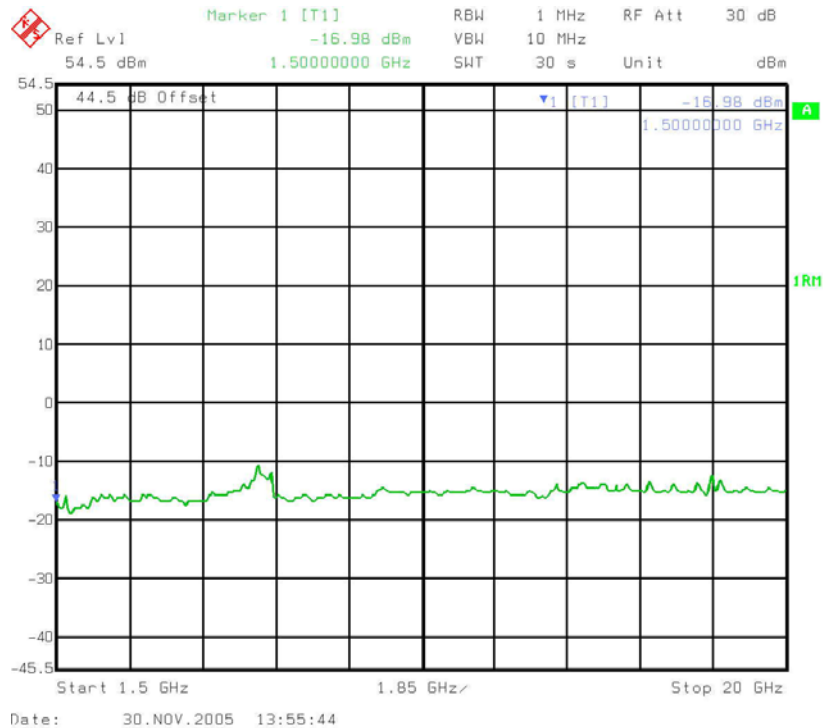
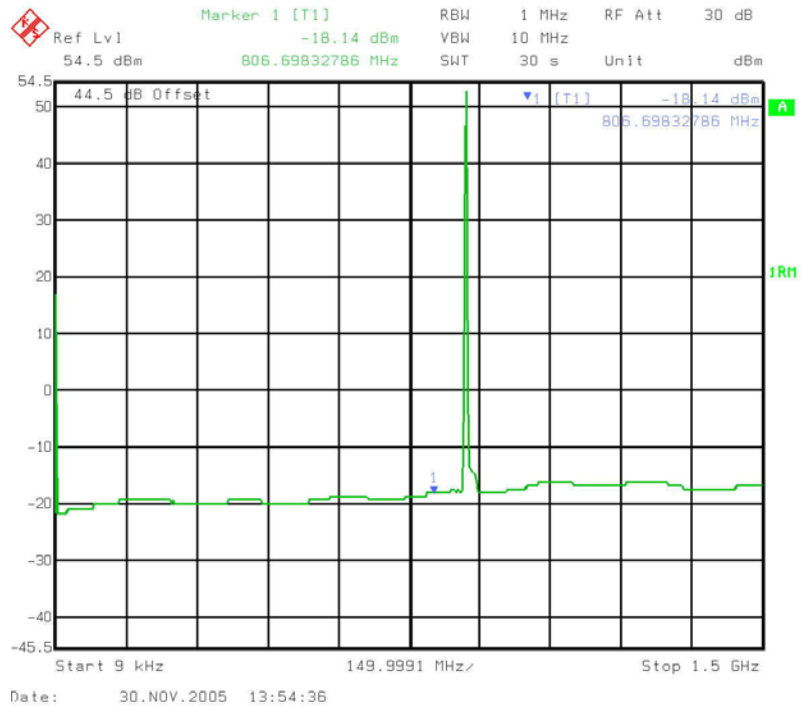
Plot 6 891.5MHz

16QAM –vs- QPSK: This plot is an overlay of the 16QAM data on top of the QPSK data.

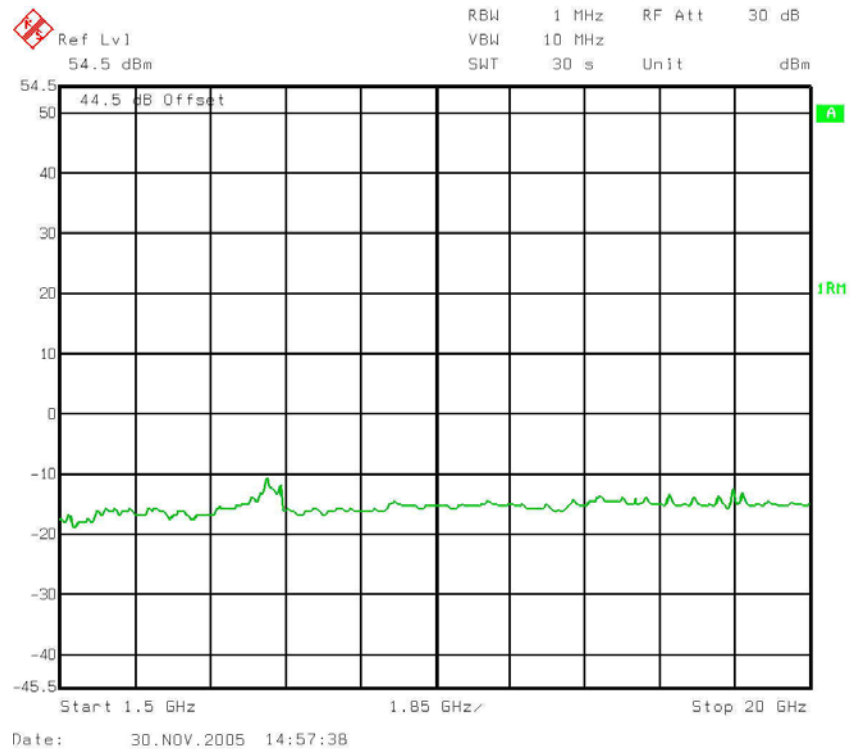
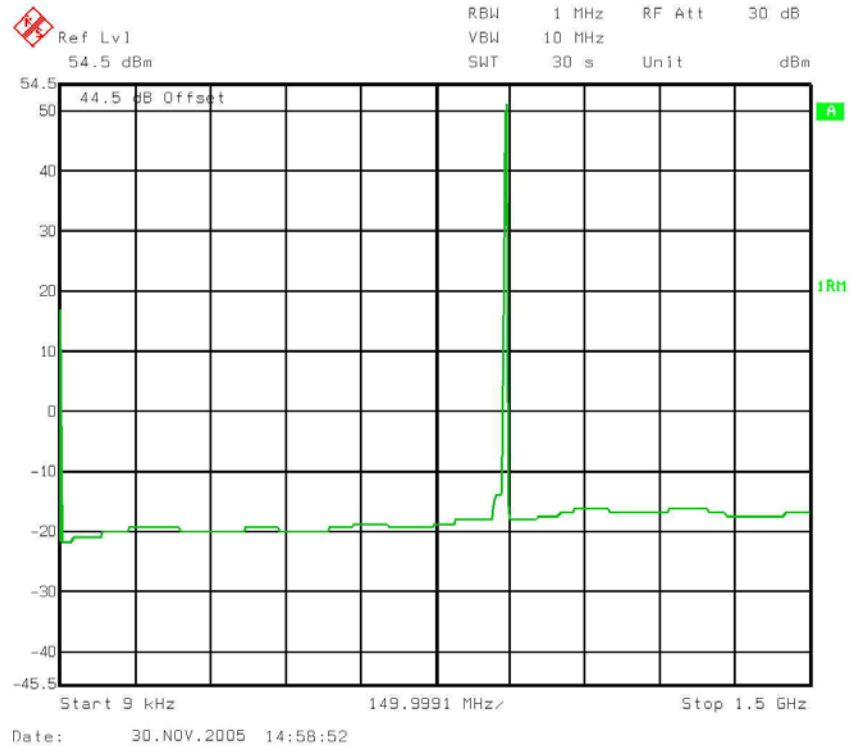
Plot 7 891.5MHz

Prepared (also subject responsible if other) EWUTHFU		No. 10/0360-FCP 101 3765 Uen		
Approved EWU/PR/HD [Keith Goshia]	Checked	Date 2005-12-01	Rev A	Reference TA8AKRC11822-1

Plot 5 Measurement with 16QAM at 871.4MHz

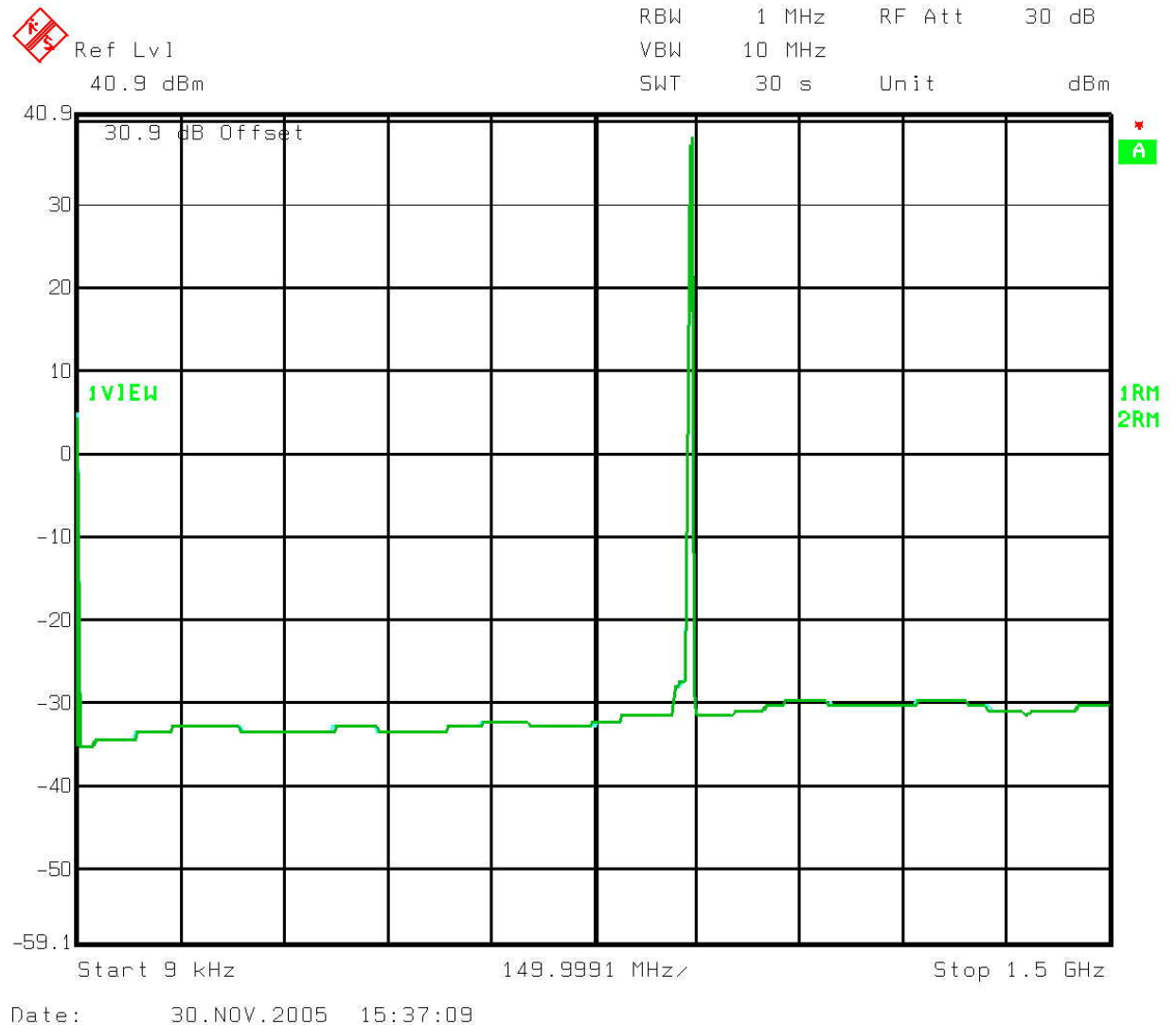


Prepared (also subject responsible if other) EWUTHFU		No. 10/0360-FCP 101 3765 Uen		
Approved EWU/PR/HD [Keith Goshia]	Checked	Date 2005-12-01	Rev A	Reference TA8AKRC11822-1

**Plot 6 Measurement with 16QAM at 891.5MHz**



Prepared (also subject responsible if other) EWUTHFU		No. 10/0360-FCP 101 3765 Uen		
Approved EWU/PR/HD [Keith Goshia]	Checked	Date 2005-12-01	Rev A	Reference TA8AKRC11822-1

**Plot 7 Overlay of 16QAM (Blue) and QPSK (Green)****Reference**

[1] 2/0360-FCP 101 3765 FCC 22 Exhibit 9 - TA8AKRC11822-1 Test Report RU22 0840