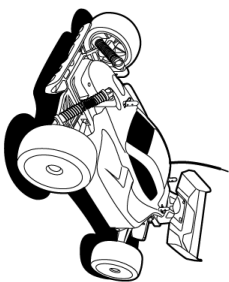


REAL ALL TERRAIN RACING CYCLE ACTION!


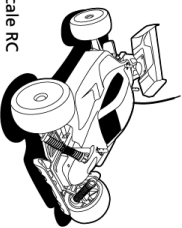
WORLD OF WHEELS™ 1/18th Baja Racer

WARNING! This equipment is a 1.2A AA, 2.1V 24°C certified rechargeable NiMH battery pack. Always use under direct adult supervision. For use by ages 5 and up. Please read instruction booklet carefully before operating 1/18 Scale RC. Rechargeable batteries are not to be used in toys. Please do not use in toys. Parents: examine this toy periodically for potential hazards and repair or replace them. **Any Questions?**

Call our Customer Service Dept.: Kid Galaxy Customer Service, Toll free 1-800-816-1135
Email our Customer Service Dept.: customer@kidgalaxy.com



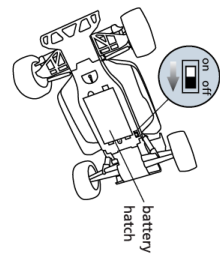
PACKAGE CONTENTS



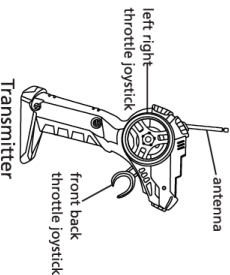
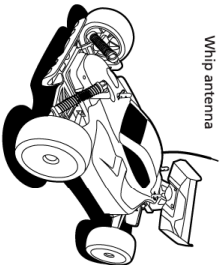
PRODUCT DESCRIPTION

1/18 Scale RC

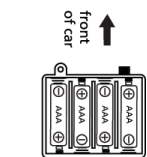
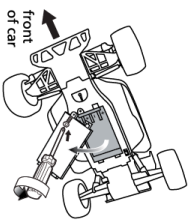
Whip antenna



battery hatch

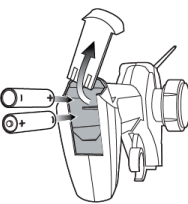


BATTERY INSTALL/REPLACEMENT



1. Unscrew and remove battery cover with Phillips screwdriver.
2. Insert 4 "AAA" batteries with polarity as shown in battery box.
3. Replace battery hatch and fasten in place with screw driver.

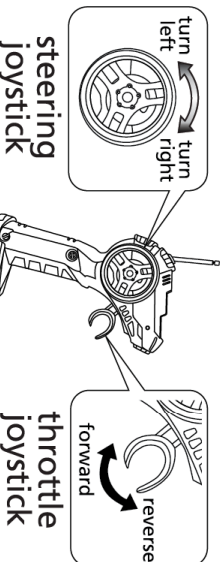
Baja Racer



1. Remove battery cover on rear of controller.
2. Install 2 "AA" battery with polarity as shown in battery box.
3. Replace battery.

Transmitter

DRIVING YOUR BAJA RACER



Basic Operation

- 1) Turn power switches on the Baja Racer.
- 2) Engage steering and throttle controls slowly at first
- 3) Baja Racer works best on non-smooth surfaces (asphalt, carpet, concrete)

WARNING!

- 1) Only operate your car on sidewalks and playgrounds but NOT on roads where traffic is present.
 - 2) Avoid using your car outside when it is raining, snowing, thundering or in strong winds or other poor weather conditions
- PLEASE READ THIS CAREFULLY BEFORE USING.**

- When you are running your Baja Racer, always keep it in your sight. Keep your Baja Racer away from roads or other areas where you might collide with people, pets or cars. Avoid driving your Baja Racer under parked cars, etc.
 - Keep your fingers, hair, face and clothing away from the spinning front or rear wheels.
 - It is recommended that children should be under adult supervision when they are playing with the Baja Racer.
 - There are small parts within this product. Do not put any of the parts in your mouth.
 - Keep away from fire or hot and/or humid environments.
 - Do not disassemble the product.
 - Do not place any objects on the spinning wheels.
 - Do not start your Baja Racer when the front and rear wheels are unable to turn freely.
 - Please keep this toy from children under 5 years old.
- PLEASE READ THIS CAREFULLY BEFORE USING.**
- Only use alkaline batteries.
 - Do not mix alkaline, standard (carbon-zinc), or rechargeable (nickel-cadmium batteries).
 - Turn off power when installing or replacing batteries.
 - Please install the batteries with the correct polarity, as indicated by the +/- signs.
 - Remove the batteries when the product is not in use.
 - Do not short circuit or disassemble. Keep away from fire.
- Other cautions when using the Baja Racer and its controller/transmitter:**
- If any batteries you are using start to leak, carefully remove them without letting them contact any part of the body, properly dispose of batteries and replace with fresh batteries.
 - When other radio controlled products with the same frequency are used nearby, this may cause interference and your Baja Racer may not work properly.
 - Do not bend, tear, strongly hit or drop the car, transmitter, antenna shaft, or antenna wire.

FCC REQUIREMENT

NOTE: This equipment has been tested and found to comply with the limits for a Class B digital device, pursuant to part 15 of the FCC Rules. These limits are designed to provide reasonable protection against harmful interference in a residential installation. This equipment generates, uses and can radiate radio frequency energy and, if not installed and used in accordance with the instructions, may cause harmful interference to radio communications. However, there is no guarantee that interference will not occur in a particular installation. If this equipment does cause harmful interference to radio or television reception, which can be determined by turning the equipment off and on, the user is encouraged to try to correct the interference by one or more of the following measures:—Reorient or relocate the receiving antenna.—Increase the separation between the equipment and receiver.—Consult the dealer or an experienced radio/TV technician for help.—Connect the equipment into an outlet on a circuit different from that to which the receiver is needed.

NOTE: Changes or Modifications not expressly approved by the party responsible could void the user's authority to operate this device.

WARNING:
CHOKING HAZARD - small parts
Not for children under 3 years.

Toll Free Hot Line: 800-816-1135

www.kidgalaxy.com
Kid Galaxy, Inc.
150 Dow Street,
Tower 2, Suite 425B
Manchester, NH 03101



Copyright 2012 © Kid Galaxy, Inc.