

# TEST REPORT

Applicant Name: YEALINK(XIAMEN) NETWORK TECHNOLOGY CO.,LTD.  
Address: No.666 Hu'an Rd. Huli District Xiamen City, Fujian, P.R. China  
Report Number: 2501S34461E-RF-00C  
FCC ID: T2C-T77LTE

## Test Standard (s)

FCC PART 15.247

## Sample Description

Product Type: 4G LTE Desk Phone  
Model No.: T77LTE  
Multiple Model(s) No.: N/A  
Trade Mark: **Yealink**  
Date Received: 2025-04-09  
Issue Date: 2025-06-12

|              |       |
|--------------|-------|
| Test Result: | Pass▲ |
|--------------|-------|

▲ In the configuration tested, the EUT complied with the standards above.

## Prepared and Checked By:

Allen. Bai

Allen Bai  
RF Engineer

## Approved By:

Nancy Wang

Nancy Wang  
RF Supervisor

Note: The information marked \* is provided by the applicant, the laboratory is not responsible for its authenticity and this information can affect the validity of the result in the test report. Customer model name, addresses, names, trademarks etc. are included.  
This report cannot be reproduced except in full, without prior written approval of the Company. Unless otherwise stated the results shown in this test report refer only to the sample(s) tested. This report is valid only with a valid digital signature. The digital signature may be available only under the Adobe software above version 7.0.  
This report must not be used by the customer to claim product certification, approval, or endorsement by NVLAP or any agency of the U.S. Government.  
This report may contain data that are not covered by the NVLAP accreditation and are marked with an asterisk "▼".

## Bay Area Compliance Laboratories Corp. (Shenzhen)

5F(B-West) , 6F, 7F, the 3rd Phase of Wan Li Industrial Building D, Shihua Rd, FuTian Free Trade Zone, Shenzhen, China  
Tel: +86-755-33320018 Fax: +86-755-33320008 www.baclcorp.com.cn

## **TABLE OF CONTENTS**

|  |            |
|--|------------|
| <b>DOCUMENT REVISION HISTORY .....</b>                   | <b>3</b>   |
| <b>GENERAL INFORMATION .....</b>                         | <b>4</b>   |
| PRODUCT DESCRIPTION FOR EQUIPMENT UNDER TEST (EUT) ..... | 4          |
| OBJECTIVE .....  | 4          |
| TEST METHODOLOGY .....                                   | 4          |
| MEASUREMENT UNCERTAINTY .....                            | 5          |
| TEST FACILITY .....                                      | 5          |
| <b>SYSTEM TEST CONFIGURATION .....</b>                   | <b>6</b>   |
| <b>SUMMARY OF TEST RESULTS .....</b>                     | <b>9</b>   |
| <b>TEST EQUIPMENT LIST .....</b>                         | <b>10</b>  |
| <b>REQUIREMENTS AND TEST PROCEDURES .....</b>            | <b>11</b>  |
| AC LINE CONDUCTED EMISSIONS .....                        | 11         |
| SPURIOUS EMISSIONS .....                                 | 13         |
| 6 dB EMISSION BANDWIDTH .....                            | 16         |
| MAXIMUM CONDUCTED OUTPUT POWER .....                     | 18         |
| 100 KHZ BANDWIDTH OF FREQUENCY BAND EDGE .....           | 19         |
| POWER SPECTRAL DENSITY .....                             | 20         |
| DUTY CYCLE .....   | 21         |
| <b>ANTENNA REQUIREMENT .....</b>                         | <b>22</b>  |
| <b>TEST DATA AND RESULTS .....</b>                       | <b>23</b>  |
| AC LINE CONDUCTED EMISSIONS .....                        | 23         |
| SPURIOUS EMISSIONS .....                                 | 28         |
| 6dB EMISSION BANDWIDTH .....                             | 117        |
| 99% OCCUPIED BANDWIDTH .....                             | 122        |
| MAXIMUM CONDUCTED OUTPUT POWER .....                     | 127        |
| POWER SPECTRAL DENSITY .....                             | 129        |
| 100 KHZ BANDWIDTH OF FREQUENCY BAND EDGE .....           | 134        |
| DUTY CYCLE .....   | 137        |
| <b>RF EXPOSURE EVALUATION .....</b>                      | <b>140</b> |
| <b>EUT PHOTOGRAPHS .....</b>                             | <b>142</b> |
| <b>TEST SETUP PHOTOGRAPHS .....</b>                      | <b>143</b> |

DOCUMENT REVISION HISTORY

| Revision Number | Report Number      | Description of Revision | Date of Revision |
|-----------------|--------------------|-------------------------|------------------|
| 0               | 2501S34461E-RF-00C | Original Report         | 2025-06-12       |

## GENERAL INFORMATION

### Product Description for Equipment under Test (EUT)

|   |   |
|---|---|
| <b>Frequency Range</b>  | 2412~2462MHz  |
| <b>Maximum Conducted Output Peak Power</b>  | 21.05dBm  |
| <b>Modulation Technique</b>   | DSSS, OFDM, OFDMA   |
| <b>Antenna Specification<sup>#</sup></b>  | 3.13dBi (provided by the applicant)   |
| <b>Voltage Range</b>  | DC 12V from adapter or DC 3.6V from battery   |
| <b>Sample serial number</b>   | 315U-2 for Conducted and Radiated Emissions Test<br>315U-1 for RF Conducted Test (Assigned by BACL, Shenzhen)   |
| <b>Sample/EUT Status</b>  | Good condition  |
| <b>Adapter Information</b>  | Adapter 1<br>Model:YLPS122000B1-US<br>Input:100-240V~50/60Hz 0.65A<br>Output:12V=2A<br>Adapter 2<br>Model:YLPS122000C1-US<br>Input:100-240V~50/60Hz 1.0A<br>Output:12.0V=2.0A |
| Note: The EUT powered by two adapters, the worst case adapter 2 was selected to test for radiated emission below 1GHz according to BT report test result. |   |

### Objective

This test report is in accordance with Part 2-Subpart J, Part 15-Subparts A and C of the Federal Communication Commission's rules.

The tests were performed in order to determine compliance with FCC Part 15, Subpart C, and section 15.203, 15.205, 15.207, 15.209 and 15.247 rules.

### Test Methodology

All measurements contained in this report were conducted with ANSI C63.10-2020, American National Standard of Procedures for Compliance Testing of Unlicensed Wireless Devices.

And KDB 558074 D01 15.247 Meas Guidance v05r02.

All emissions measurement was performed at Bay Area Compliance Laboratories Corp. (Shenzhen). The radiated testing was performed at an antenna-to-EUT distance of 3 meters.

Each test item follows test standards and with no deviation.

## Measurement Uncertainty

| Parameter                          |                             | Uncertainty                            |
|------------------------------------|-----------------------------|--|
| Occupied Channel Bandwidth         |                             | 109.2kHz(k=2, 95% level of confidence) |
| RF output power, conducted         |                             | 0.86dB(k=2, 95% level of confidence)   |
| Power Spectral Density             |                             | 0.90dB(k=2, 95% level of confidence)   |
| AC Power Lines Conducted Emissions | 9kHz~150 kHz                | 3.63dB(k=2, 95% level of confidence)   |
|                                    | 150 kHz ~30MHz              | 3.66dB(k=2, 95% level of confidence)   |
| Radiated Emissions                 | 0.009MHz~30MHz              | 3.60dB(k=2, 95% level of confidence)   |
|                                    | 30MHz~200MHz (Horizontal)   | 5.32dB(k=2, 95% level of confidence)   |
|                                    | 30MHz~200MHz (Vertical)     | 5.43dB(k=2, 95% level of confidence)   |
|                                    | 200MHz~1000MHz (Horizontal) | 5.77dB(k=2, 95% level of confidence)   |
|                                    | 200MHz~1000MHz (Vertical)   | 5.73dB(k=2, 95% level of confidence)   |
|                                    | 1GHz - 6GHz                 | 5.34dB(k=2, 95% level of confidence)   |
|                                    | 6GHz - 18GHz                | 5.40dB(k=2, 95% level of confidence)   |
|                                    | 18GHz - 40GHz               | 5.64dB(k=2, 95% level of confidence)   |
| Temperature                        |                             | ±1°C                                   |
| Humidity                           |                             | ±1%                                    |
| Supply voltages                    |                             | ±0.4%                                  |

*Note: The extended uncertainty given in this report is obtained by combining the standard uncertainty times the coverage factor K with the 95% confidence interval. Otherwise required by the applicant or Product Regulations, Decision Rule in this report did not consider the uncertainty.*

## Test Facility

The Test site used by Bay Area Compliance Laboratories Corp. (Shenzhen) to collect test data is located on the 5F(B-West) , 6F, 7F, the 3rd Phase of Wan Li Industrial Building D, Shihua Rd, FuTian Free Trade Zone, Shenzhen, China.

The lab has been recognized as the FCC accredited lab under the KDB 974614 D01 and is listed in the FCC Public Access Link (PAL) database, FCC Registration No. : 715558, the FCC Designation No. : CN5045.

## SYSTEM TEST CONFIGURATION

### Description of Test Configuration

For 2.4GHz Wi-Fi mode, total 11 channels are provided to testing:

| Channel | Frequency (MHz) | Channel | Frequency (MHz) |
|---------|-----------------|---------|-----------------|
| 1       | 2412            | 7       | 2442            |
| 2       | 2417            | 8       | 2447            |
| 3       | 2422            | 9       | 2452            |
| 4       | 2427            | 10      | 2457            |
| 5       | 2432            | 11      | 2462            |
| 6       | 2437            | /       | /               |

802.11b, 802.11g, 802.11n20 and 802.11ax20 mode was tested with Channel 1, 6 and 11.

802.11n40 and 802.11ax40 mode was tested with Channel 3, 6 and 9.

### EUT Exercise Software

| Exercise Software <sup>#</sup> |           | AuthenticationTool.exe v2.1.6.0 |                |              |
|--------------------------------|-----------|---------------------------------|----------------|--------------|
| Mode                           | Data rate | Power Level <sup>#</sup>        |                |              |
|                                |           | Low Channel                     | Middle Channel | High Channel |
| 802.11b                        | 1Mbps     | 12                              | 12             | 12           |
| 802.11g                        | 6Mbps     | 12                              | 12             | 12           |
| 802.11n20                      | MCS0      | 12                              | 12             | 12           |
| 802.11n40                      | MCS0      | 12                              | 12             | 12           |
| 802.11ax20                     | MCS0      | 12                              | 12             | 12           |
| 802.11ax40                     | MCS0      | 12                              | 12             | 12           |

Note:

1. The worst-case data rates are determined to be as follows for each mode based upon investigation by measuring the power and PSD across all data rates bandwidths, and modulations.
2. For 802.11 ax modes, the device not support partial RU mode.

### Special Accessories

No special accessory.

### Equipment Modifications

No modification was made to the EUT tested.

### Support Equipment List and Details

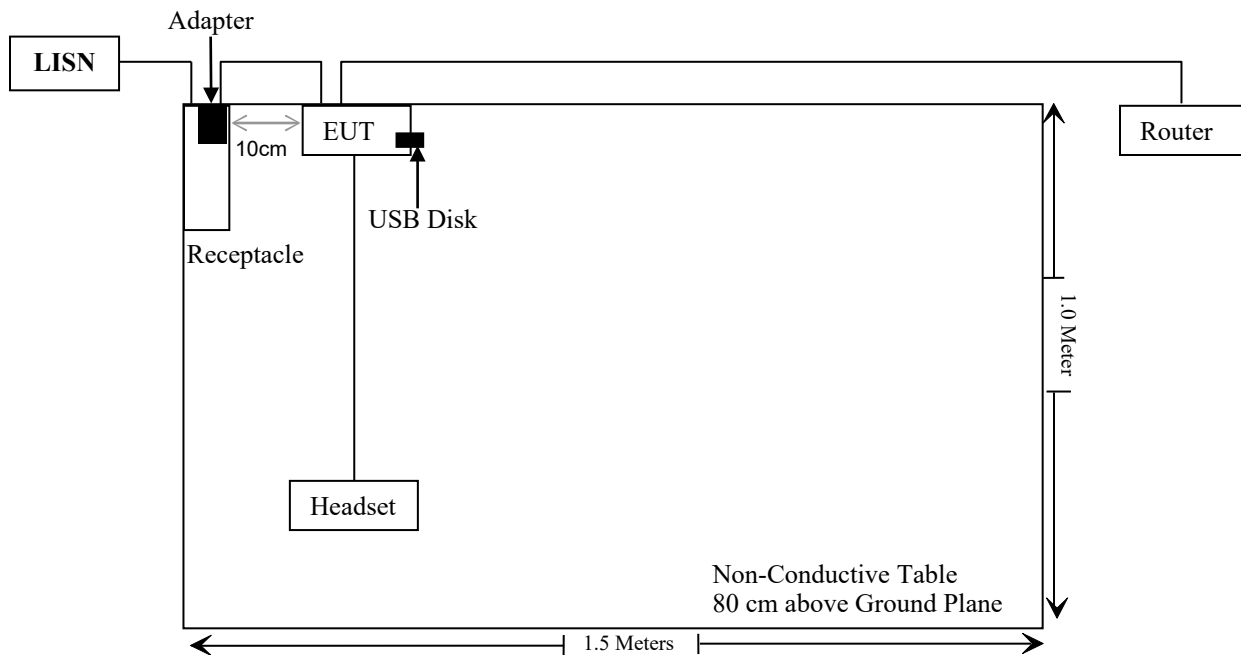
| Manufacturer | Description | Model    | Serial Number |
|--------------|-------------|----------|---------------|
| HIKVISION    | Router      | DS-3WR03 | 10021642429   |
| Sandisk      | USB disk    | CZ73-64G | Unknown       |
| CRDC         | Headset     | YXEJ-01Z | Unknown       |

**External I/O Cable**

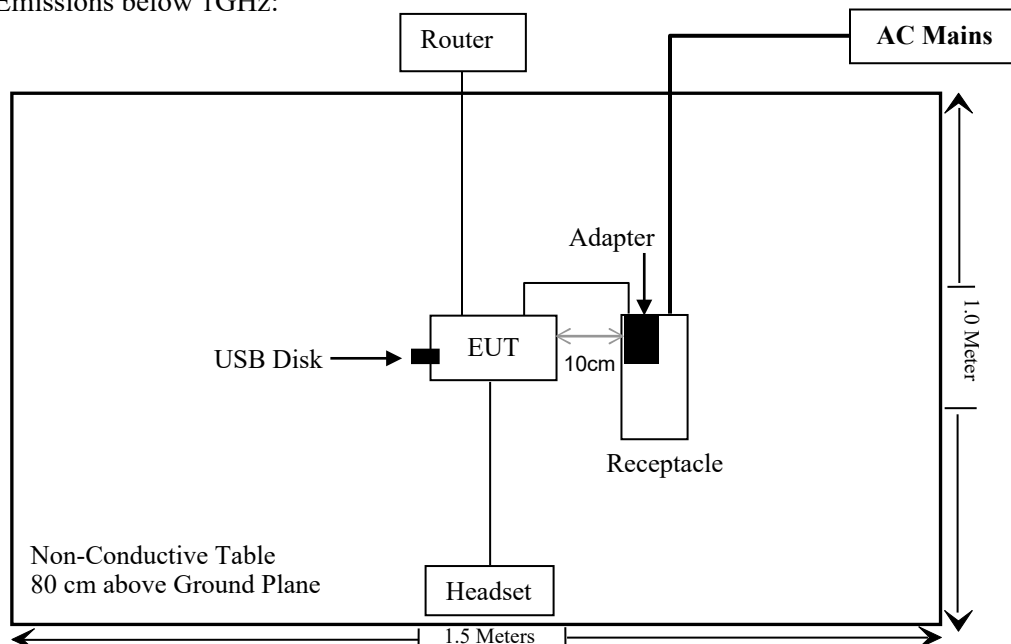
| Cable Description                     | Length (m) | From Port  | To            |
|---------------------------------------|------------|------------|---------------|
| Un-Shielding Un-Detachable AC Cable   | 1.2        | Receptacle | LISN/AC Mains |
| Un-Shielding Un-Detachable DC Cable   | 1.5        | EUT        | Adapter       |
| Un-Shielding Un-Detachable RJ11 Cable | 1.0        | EUT        | Headset       |
| Un-Shielding Detachable RJ45 Cable    | 10.0       | EUT        | Router        |

**Block Diagram of Test Setup**

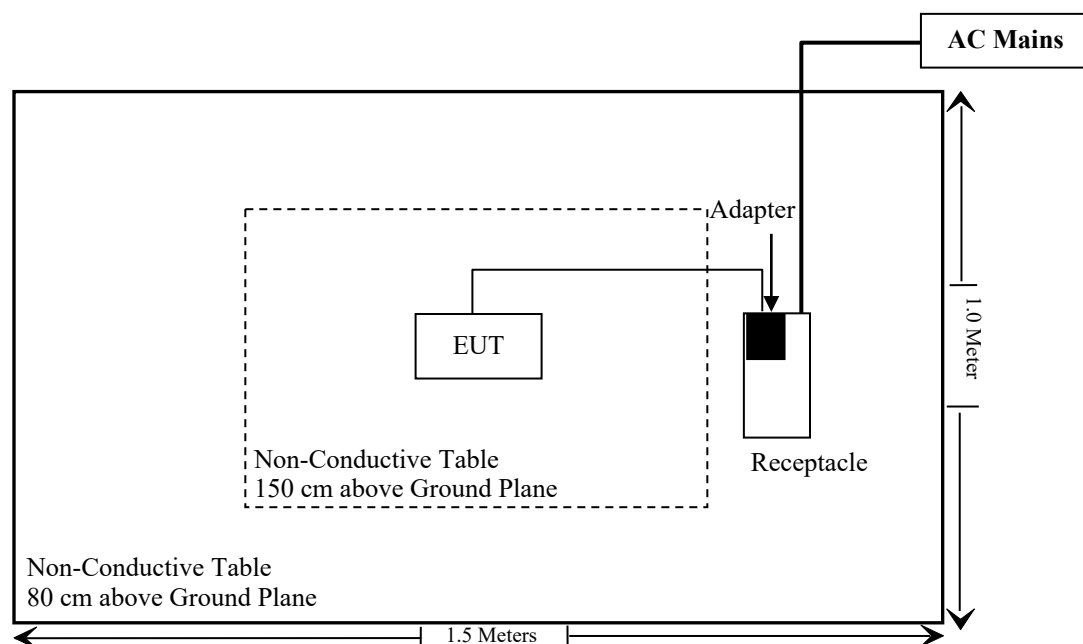
For Conducted Emissions:



For Radiated Emissions below 1GHz:



For Radiated Emissions above 1GHz:



## SUMMARY OF TEST RESULTS

| FCC Rules                       | Description of Test                      | Result    |
|---------------------------------|--|-----------|
| §1.1307 (b) & §2.1091           | MPE-Based Exemption                      | Compliant |
| §15.203                         | Antenna Requirement                      | Compliant |
| §15.207 (a)                     | AC Line Conducted Emissions              | Compliant |
| §15.205, §15.209,<br>§15.247(d) | Spurious Emissions                       | Compliant |
| §15.247 (a)(2)                  | 6 dB Emission Bandwidth                  | Compliant |
| §15.247(b)(3)                   | Maximum Conducted Output Power           | Compliant |
| §15.247(d)                      | 100 kHz Bandwidth of Frequency Band Edge | Compliant |
| §15.247(e)                      | Power Spectral Density                   | Compliant |
| C63.10 §11.6                    | Duty Cycle                               | /         |

## TEST EQUIPMENT LIST

| Manufacturer                   | Description                       | Model            | Serial Number          | Calibration Date | Calibration Due Date |
|--------------------------------|-----------------------------------|------------------|------------------------|------------------|----------------------|
| <b>Conducted Emission Test</b> |                                   |                  |                        |                  |                      |
| Rohde & Schwarz                | EMI Test Receiver                 | ESCI             | 101120                 | 2024/12/04       | 2025/12/03           |
| Rohde & Schwarz                | LISN                              | ENV216           | 101613                 | 2024/12/04       | 2025/12/03           |
| Rohde & Schwarz                | Transient Limiter                 | ESH3Z2           | DE25985                | 2025/04/29       | 2026/04/28           |
| Unknown                        | CE Cable                          | Unknown          | UF A210B-1-0720-504504 | 2025/04/29       | 2026/04/28           |
| Audix                          | EMI Test software                 | E3               | 191218(V9)             | NCR              | NCR                  |
| <b>Radiated Emission Test</b>  |                                   |                  |                        |                  |                      |
| Rohde & Schwarz                | EMI Test Receiver                 | ESR3             | 102455                 | 2024/12/04       | 2025/12/03           |
| Sonoma instrument              | Pre-amplifier                     | 310N             | 186238                 | 2025/04/29       | 2026/04/28           |
| Sunol Sciences                 | Broadband Antenna                 | JB1              | A040904-1              | 2023/07/20       | 2026/07/19           |
| Unknown                        | Cable                             | XH500C           | J-10M-A                | 2025/04/29       | 2026/04/28           |
| BACL                           | Active Loop Antenna               | 1313-1A          | 4031911                | 2024/05/14       | 2027/05/13           |
| Unknown                        | Cable                             | 2Y194            | 0735                   | 2024/12/04       | 2025/12/03           |
| Unknown                        | Cable                             | PNG214           | 1354                   | 2024/12/04       | 2025/12/03           |
| Audix                          | EMI Test software                 | E3               | 19821b(V9)             | NCR              | NCR                  |
| Rohde&Schwarz                  | Spectrum Analyzer                 | FSV40            | 101605                 | 2025/03/26       | 2026/03/25           |
| A.H.System                     | Preamplifier                      | PAM-0118P        | 489                    | 2024/11/15       | 2025/11/14           |
| Schwarzbeck                    | Horn Antenna                      | BBHA9120D (1201) | 1143                   | 2023/07/26       | 2026/07/25           |
| Unknown                        | RF Cable                          | KMSE             | 0735                   | 2024/12/06       | 2025/12/05           |
| Unknown                        | RF Cable                          | UFA147           | 219661                 | 2024/12/06       | 2025/12/05           |
| JD                             | Filter Switch Unit                | DT7220FSU        | DS79906                | 2024/09/09       | 2025/09/08           |
| JD                             | Multiplex Switch Test Control Set | DT7220SCU        | DS79903                | 2024/09/09       | 2025/09/08           |
| A.H.System                     | Pre-amplifier                     | PAM-1840VH       | 190                    | 2025/04/29       | 2026/04/28           |
| Electro-Mechanics Co           | Horn Antenna                      | 3116             | 9510-2270              | 2023/09/18       | 2026/09/17           |
| UTIFLEX                        | RF Cable                          | NO. 13           | 232308-001             | 2024/12/18       | 2025/12/17           |
| Audix                          | EMI Test software                 | E3               | 191218(V9)             | NCR              | NCR                  |
| <b>RF Conducted Test</b>       |                                   |                  |                        |                  |                      |
| Rohde&Schwarz                  | Spectrum Analyzer                 | FSV40-N          | 102259                 | 2024/12/04       | 2025/12/03           |
| Unknown                        | 10dB Attenuator                   | Unknown          | F-03-EM190             | 2024/06/27       | 2025/06/26           |
| ANRITSU                        | Microwave peak power sensor       | MA24418A         | 12622                  | 2025/04/29       | 2026/04/28           |

\* **Statement of Traceability:** Bay Area Compliance Laboratories Corp. (Shenzhen) attests that all calibrations have been performed in accordance to requirements that traceable to National Primary Standards and International System of Units (SI).

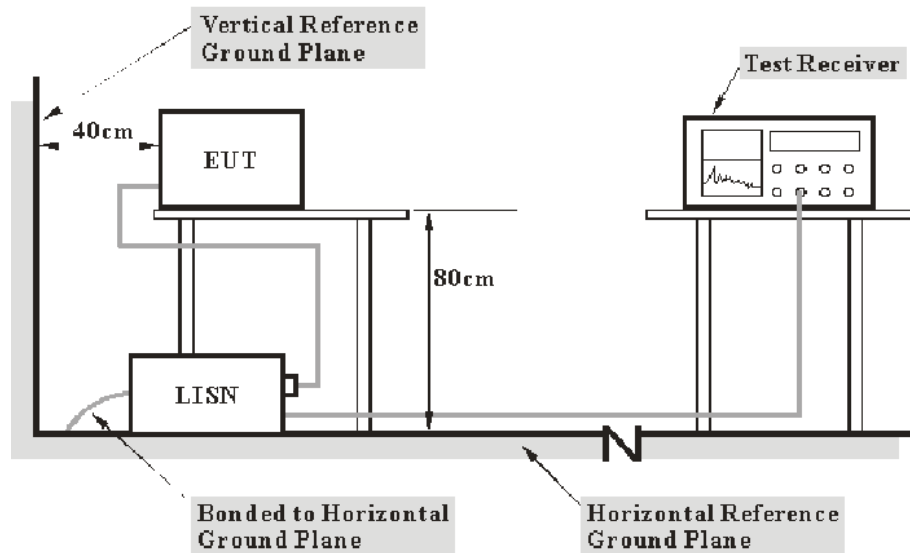
## REQUIREMENTS AND TEST PROCEDURES

### AC Line Conducted Emissions

#### Applicable Standard

FCC§15.207

#### EUT Setup



Note: 1. Support units were connected to second LISN.  
2. Both of LISNs (AMN) 80 cm from EUT and at the least 80 cm from other units and other metal planes support units.

The setup of EUT is according with per ANSI C63.10-2020 measurement procedure. The specification used was with the FCC Part 15.207 limits.

The spacing between the peripherals was 10 cm.

#### EMI Test Receiver Setup

The EMI test receiver was set to investigate the spectrum from 150 kHz to 30 MHz.

During the conducted emission test, the EMI test receiver was set with the following configurations:

| Frequency Range  | RBW   |
|------------------|-------|
| 150 kHz – 30 MHz | 9 kHz |

**Test Procedure**

Maximizing procedure was performed on the six (6) highest emissions of the EUT.

All final data was recorded in the Quasi-peak and average detection mode.

**Factor & Over Limit Calculation**

The factor is calculated by adding LISN VDF (Voltage Division Factor) and Cable Loss. The basic equation is as follows:

$$\text{Factor} = \text{LISN VDF} + \text{Cable Loss}$$

The “**Over Limit**” column of the following data tables indicates the degree of compliance with the applicable limit. For example, an over limit of -7 dB means the emission is 7 dB below the limit. The equation for margin calculation is as follows:

$$\begin{aligned}\text{Over Limit} &= \text{level} - \text{Limit} \\ \text{Level} &= \text{reading level} + \text{Factor}\end{aligned}$$

Note: The term "cable loss" refers to the combination of a cable and a 10dB transient limiter (attenuator).

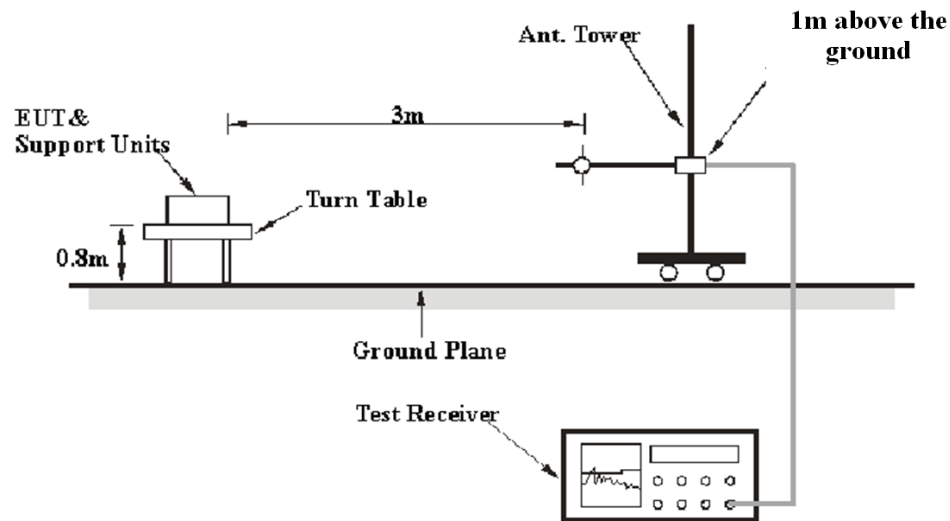
## Spurious Emissions

### Applicable Standard

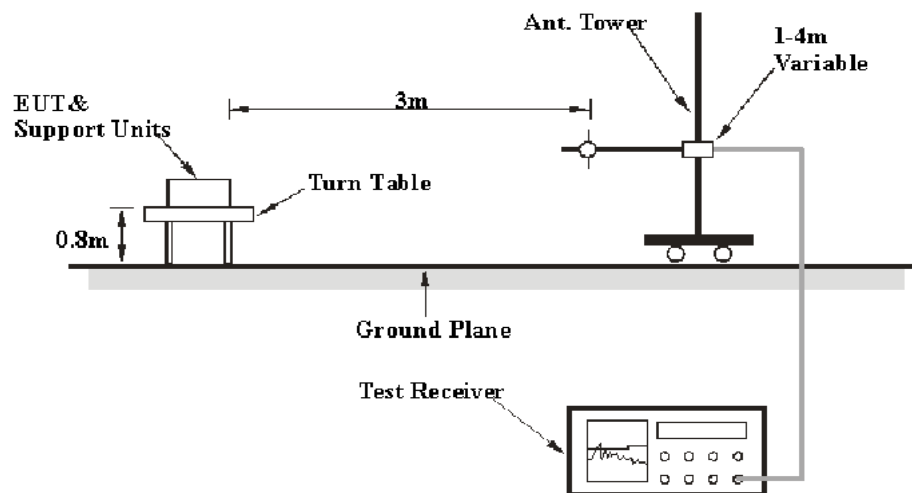
FCC §15.247 (d); §15.209; §15.205;

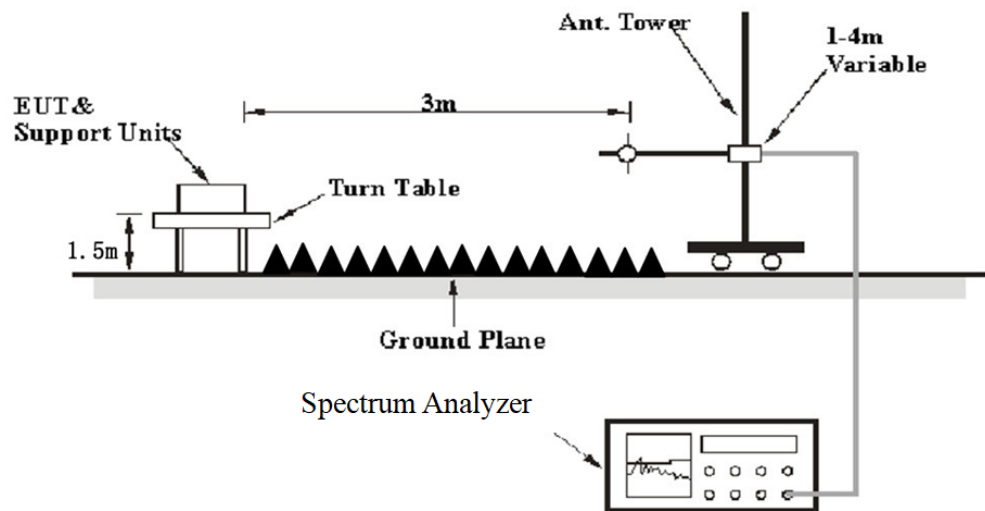
### EUT Setup

#### 9 kHz-30MHz:



#### 30MHz-1GHz:



**Above 1GHz:**

The radiated emission performed in the 3 meters, using the setup accordance with the ANSI C63.10-2020. The specification used was the FCC 15.209, FCC 15.247 limits.

**EMI Test Receiver & Spectrum Analyzer Setup**

The system was investigated from 9 kHz to 25 GHz.

During the radiated emission test, the EMI test receiver & Spectrum Analyzer Setup were set with the following configurations:

9 kHz-1GHz:

| Frequency Range   | RBW     | Video B/W | IF B/W  | Measurement | Detector |
|-------------------|---------|-----------|---------|-------------|----------|
| 9 kHz – 150 kHz   | /       | /         | 200 Hz  | QP          | QP       |
|                   | 300 Hz  | 1 kHz     | /       | PK          | Peak     |
| 150 kHz – 30 MHz  | /       | /         | 9 kHz   | QP          | QP       |
|                   | 10 kHz  | 30 kHz    | /       | PK          | Peak     |
| 30 MHz – 1000 MHz | /       | /         | 120 kHz | QP          | QP       |
|                   | 100 kHz | 300 kHz   | /       | PK          | Peak     |

1-25GHz:

Pre-scan

| Measurement | Duty cycle | RBW  | Video B/W       | Detector |
|-------------|------------|------|-----------------|----------|
| PK          | Any        | 1MHz | 3 MHz           | Peak     |
| AV          | >98%       | 1MHz | 1 kHz           | Peak     |
|             | <98%       | 1MHz | $\geq 1/T_{on}$ | Peak     |

Final measurement for emission identified during pre-scan

| Measurement | Duty cycle | RBW  | Video B/W | Detector |
|-------------|------------|------|-----------|----------|
| PK          | Any        | 1MHz | 3 MHz     | Peak     |
| AV          | >98%       | 1MHz | 10 Hz     | Peak     |
|             | <98%       | 1MHz | ≥1/Ton    | Peak     |

Note: Ton is minimum transmission duration

If the maximized peak measured value complies with under the QP/Average limit more than 6dB, then it is unnecessary to perform an QP/Average measurement.

### Test Procedure

Maximizing procedure was performed on the highest emissions to ensure that the EUT complied with all installation combinations.

All final data was recorded in Quasi-peak detection mode except for the frequency bands 9–90 kHz, 110–490 kHz and above 1000 MHz, average detection modes for frequency bands 9–90 kHz and 110–490 kHz, peak and average detection modes for frequencies above 1 GHz.

For 9 kHz-30MHz, the report shall list the six emissions with the smallest margin relative to the limit, for each of the three antenna orientations (parallel, perpendicular, and ground-parallel) unless the margin is greater than 20 dB.

All emissions under the average limit and under the noise floor have not recorded in the report.

### Factor & Over Limit/Margin Calculation

The Factor is calculated by adding the Antenna Factor and Cable Loss, and subtracting the Amplifier Gain. The basic equation is as follows:

$$\text{Factor} = \text{Antenna Factor} + \text{Cable Loss} - \text{Amplifier Gain}$$

The “**Over Limit/Margin**” column of the following data tables indicates the degree of compliance with the applicable limit. For example, an Over Limit/margin of -7dB means the emission is 7dB below the limit. The equation for calculation is as follows:

$$\begin{aligned} \text{Over Limit/Margin} &= \text{Level/Corrected Amplitude} - \text{Limit} \\ \text{Level / Corrected Amplitude} &= \text{Read Level} + \text{Factor} \end{aligned}$$

## 6 dB Emission Bandwidth

### Applicable Standard

According to FCC §15.247(a) (2)

Systems using digital modulation techniques may operate in the 902–928 MHz, 2400–2483.5 MHz, and 5725–5850 MHz bands. The minimum 6 dB bandwidth shall be at least 500 kHz.

### Test Procedure

Test Method: ANSI C63.10-2020 Clause 11.8.1 & Clause 6.9.3

The steps for the first option are as follows:

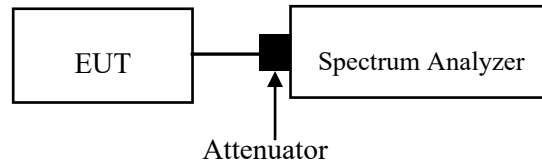
- a) Set RBW = shall be in the range of 1% to 5% of the OBW but not less than 100 kHz.
- b) Set the VBW  $\geq [3 \times \text{RBW}]$ .
- c) Detector = peak.
- d) Trace mode = max-hold.
- e) Sweep = No faster than coupled (auto) time.
- f) Allow the trace to stabilize.
- g) Measure the maximum width of the emission by placing two markers, one at the lowest frequency and the other at the highest frequency of the envelope of the spectral display, such that each marker is at or slightly below the “–6 dB down amplitude”. If a marker is below this “–6 dB down amplitude” value, then it shall be as close as possible to this value.

The occupied bandwidth is the frequency bandwidth such that, below its lower and above its upper frequency limits, the mean powers are each equal to 0.5% of the total mean power of the given emission. The following procedure shall be used for measuring 99% power bandwidth:

- a) The instrument center frequency is set to the nominal EUT channel center frequency. The frequency span for the spectrum analyzer shall be between 1.5 times and 5.0 times the OBW.
- b) The nominal IF filter bandwidth (3 dB RBW) shall be in the range of 1% to 5% of the OBW, and VBW shall be at least three times the RBW, unless otherwise specified by the applicable requirement.
- c) Set the reference level of the instrument as required, keeping the signal from exceeding the maximum input mixer level for linear operation. In general, the peak of the spectral envelope shall be more than  $[10 \log (\text{OBW}/\text{RBW})]$  below the reference level. Specific guidance is given in 4.1.6.2.
- d) Step a) through step c) might require iteration to adjust within the specified range.
- e) Video averaging is not permitted. Where practical, a sample detection and single sweep mode shall be used. Otherwise, peak detection and max-hold mode (until the trace stabilizes) shall be used.
- f) Use the 99% power bandwidth function of the instrument (if available) and report the measured bandwidth.

g) If the instrument does not have a 99% power bandwidth function, then the trace data points are recovered and directly summed in linear power terms. The recovered amplitude data points, beginning at the lowest frequency, are placed in a running sum until 0.5% of the total is reached; that frequency is recorded as the lower frequency. The process is repeated until 99.5% of the total is reached; that frequency is recorded as the upper frequency. The 99% power bandwidth is the difference between these two frequencies.

h) The occupied bandwidth shall be reported by providing spectral plot(s) of the measuring instrument display; the plot axes and the scale units per division shall be clearly labeled. Tabular data may be reported in addition to the plot(s).



## Maximum Conducted Output Power

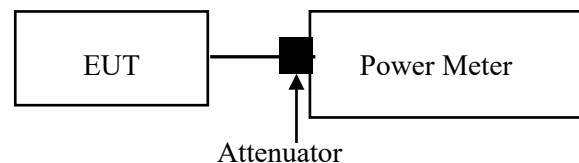
### Applicable Standard

According to FCC §15.247(b) (3), for systems using digital modulation in the 902-928 MHz, 2400-2483.5 MHz, and 5725-5850 MHz bands: 1 Watt. As an alternative to a peak power measurement, compliance with the one Watt limit can be based on a measurement of the maximum conducted output power. Maximum Conducted Output Power is defined as the total transmit power delivered to all antennas and antenna elements averaged across all symbols in the signaling alphabet when the transmitter is operating at its maximum power control level. Power must be summed across all antennas and antenna elements. The average must not include any time intervals during which the transmitter is off or is transmitting at a reduced power level. If multiple modes of operation are possible (e.g., alternative modulation methods), the maximum conducted output power is the highest total transmit power occurring in any mode.

### Test Procedure

Test method: ANSI C63.10-2020 clause 11.9.1.2 for peak power method or clause 11.9.2.3.2 for average power method.

1. Place the EUT on a bench and set it in transmitting mode.
2. Remove the antenna from the EUT and then connect a low loss RF cable from the antenna port to one test equipment.
3. Add a correction factor to the display.



Note: A short RF cable with low cable loss connected to the EUT antenna port, which was provided by client or lab, the cable loss was add with offset into test equipment, the total offset consists of attenuator and/or RF cable and/or power splitter loss

## 100 kHz Bandwidth of Frequency Band Edge

### Applicable Standard

In any 100 kHz bandwidth outside the frequency band in which the spread spectrum or digitally modulated intentional radiator is operating, the radio frequency power that is produced by the intentional radiator shall be at least 20 dB below that in the 100 kHz bandwidth within the band that contains the highest level of the desired power, based on either an RF conducted or a radiated measurement, provided the transmitter demonstrates compliance with the peak conducted power limits. If the transmitter complies with the conducted power limits based on the use of RMS averaging over a time interval, as permitted under paragraph (b)(3) of this section, the attenuation required under this paragraph shall be 30 dB instead of 20 dB. Attenuation below the general limits specified in §15.209(a) is not required. In addition, radiated emissions which fall in the restricted bands, as defined in §15.205(a), must also comply with the radiated emission limits specified in §15.209(a) (see §15.205(c)).

### Test Procedure

Test Method: ANSI C63.10-2020 Clause 11.11.3

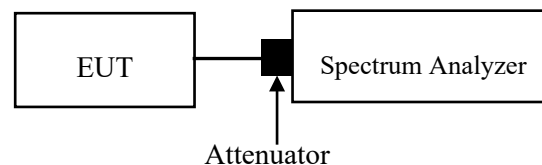
Establish an emission level by using the following procedure:

- a) Set the center frequency and span to encompass frequency range to be measured. Note that the frequency range might need to be divided into multiple frequency ranges to retain frequency resolution.

NOTE—the number of points can also be increased for large spans to retain frequency resolution

- b) Set the RBW = 100 kHz.
- c) Set the VBW  $\geq [3 \times \text{RBW}]$ .
- d) Detector = peak.
- e) Sweep time = No faster than coupled (auto) time.
- f) Trace mode = max-hold.
- g) Allow trace to fully stabilize.
- h) Use the peak marker function to determine the maximum amplitude level.

Ensure that the amplitude of all unwanted emissions outside of the authorized frequency band (excluding restricted frequency bands) is attenuated by at least the minimum requirements specified in 11.11. Report the three highest emissions relative to the limit.



## Power Spectral Density

### Applicable Standard

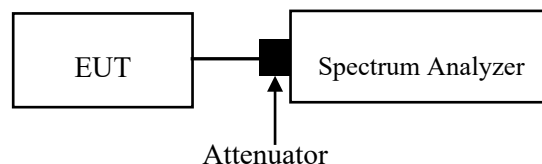
For digitally modulated systems, the power spectral density conducted from the intentional radiator to the antenna shall not be greater than 8 dBm in any 3 kHz band during any time interval of continuous transmission. This power spectral density shall be determined in accordance with the provisions of paragraph (b) of this section. The same method of determining the conducted output power shall be used to determine the power spectral density.

### Test Procedure

Test Method: ANSI C63.10-2020 Clause 11.10.2

The following procedure shall be used if maximum peak conducted output power was used to determine compliance, and it is optional if the maximum conducted (average) output power was used to determine compliance:

- a) Set analyzer center frequency to DTS channel center frequency.
- b) Set the span  $> 1.5$  times the DTS bandwidth.
- c) Set the RBW to  $3 \text{ kHz} \leq \text{RBW} \leq 100 \text{ kHz}$ .
- d) Set the VBW  $\geq [3 \times \text{RBW}]$ .
- e) Detector = peak.
- f) Sweep time = No faster than coupled (auto) time.
- g) Trace mode = max-hold.
- h) Allow trace to fully stabilize.
- i) Use the peak marker function to determine the maximum amplitude level within the RBW.
- j) If measured value exceeds requirement, then reduce RBW (but no less than 3 kHz) and repeat.



Note: A short RF cable with low cable loss connected to the EUT antenna port, which was provided by client or lab, the cable loss was added with offset into test equipment, the total offset consists of attenuator and/or RF cable and/or power splitter loss

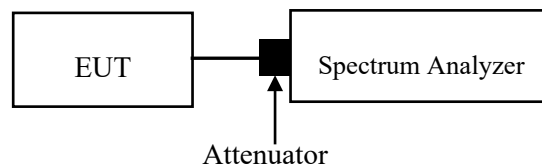
## Duty Cycle

### Test Procedure

According to ANSI C63.10-2020 Section 11.6

Measurements of duty cycle and transmission duration shall be performed using one of the following techniques:

- a) A diode detector and an oscilloscope that together have a sufficiently short response time to permit accurate measurements of the ON and OFF times of the transmitted signal.
- b) The zero-span mode on a spectrum analyzer or EMI receiver if the response time and spacing between bins on the sweep are sufficient to permit accurate measurements of the ON and OFF times of the transmitted signal:
  - 1) Set the center frequency of the instrument to the center frequency of the transmission.
  - 2) Set  $RBW \geq OBW$  if possible; otherwise, set RBW to the largest available value.
  - 3) Set  $VBW \geq RBW$ . Set detector = peak or average.
  - 4) The zero-span measurement method shall not be used unless both RBW and VBW are  $> 50/T$  and the number of sweep points across duration T exceeds 100. (For example, if VBW and/or RBW are limited to 3 MHz, then the zero-span method of measuring the duty cycle shall not be used if  $T \leq 16.7 \mu s$ .)



## ANTENNA REQUIREMENT

---

### Applicable Standard

According to FCC § 15.203, an intentional radiator shall be designed to ensure that no antenna other than that furnished by the responsible party shall be used with the device. The use of a permanently attached antenna or of an antenna that uses a unique coupling to the intentional radiator shall be considered sufficient to comply with the provisions of this Section. The manufacturer may design the unit so that a broken antenna can be replaced by the user, but the use of a standard antenna jack or electrical connector is prohibited.

Further, this requirement does not apply to intentional radiators that must be professionally installed, such as perimeter protection systems and some field disturbance sensors, or to other intentional radiators which, in accordance with § 15.31(d), must be measured at the installation site. However, the installer shall be responsible for ensuring that the proper antenna is employed so that the limits in this part are not exceeded.

### Antenna Connector Construction

The EUT has an internal antenna arrangement, which was permanently attached, the antenna gain<sup>#</sup> is 3.13dBi, fulfill the requirement of this section. Please refer to the EUT photos.

### Result: Compliant

## TEST DATA AND RESULTS

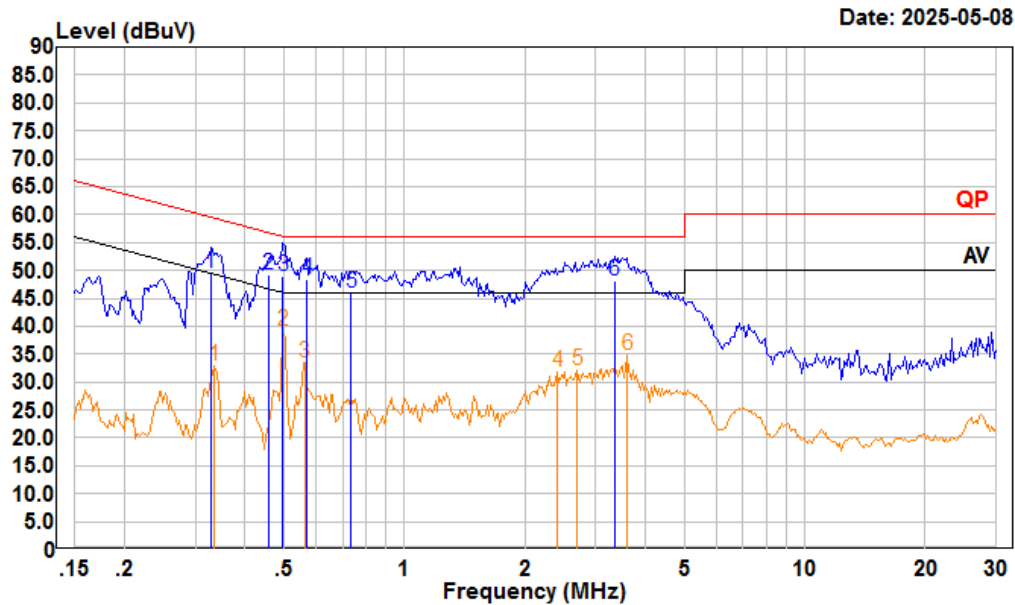
### AC Line Conducted Emissions

#### Environmental Conditions

|                               |   |                                  |          |
|-------------------------------|---|----------------------------------|----------|
| <b>Temperature<br/>(°C)</b>   | 24.5  | <b>Relative Humidity<br/>(%)</b> | 45       |
| <b>ATM Pressure<br/>(kPa)</b> | 100.2   | <b>Test engineer</b>             | Macy.shi |
| <b>Test date</b>              | 2025/5/8  |                                  |          |
| <b>EUT operation mode</b>     | Transmitting (Maximum output power mode, 802.11ax20 High Channel) |                                  |          |

**Adapter 1:**

AC 120V 60 Hz, Line



Condition: Line

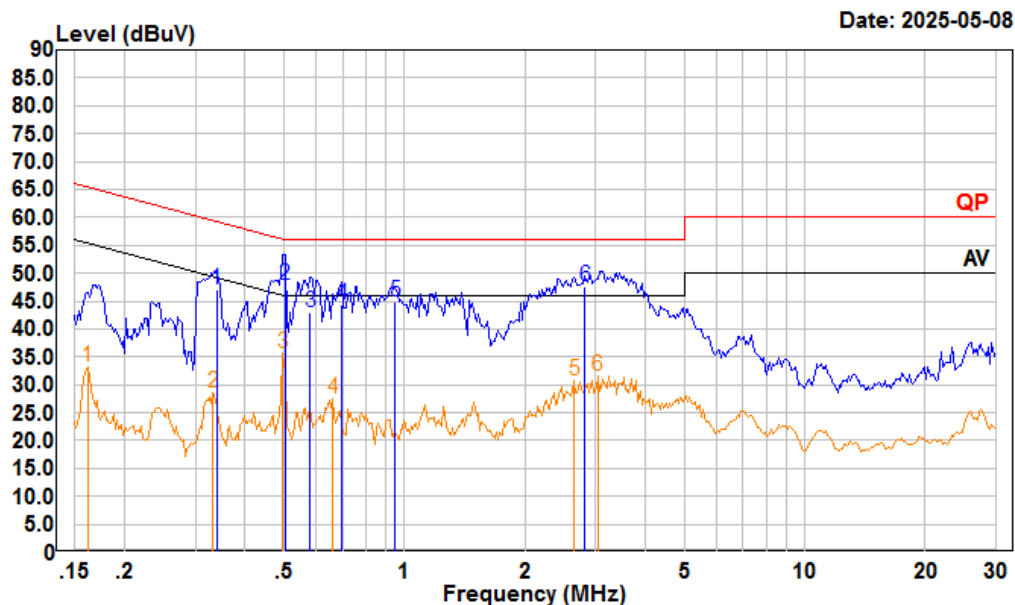
Project : 2501S34461E-RF

tester : Macy.shi Note:2.4G WIFI Transmitting

Setting : RBW:9kHz

|   | Freq  | Read Level | Level | LISN Factor | Cable Loss | Limit Line | Over Limit | Remark  |
|---|-------|------------|-------|-------------|------------|------------|------------|---------|
|   | MHz   | dBuV       | dBuV  | dB          | dB         | dBuV       | dB         |         |
| 1 | 0.329 | 28.70      | 49.41 | 10.59       | 10.12      | 59.49      | -10.08     | QP      |
| 2 | 0.456 | 28.60      | 49.24 | 10.52       | 10.12      | 56.76      | -7.52      | QP      |
| 3 | 0.497 | 28.20      | 48.84 | 10.50       | 10.14      | 56.05      | -7.21      | QP      |
| 4 | 0.570 | 27.69      | 48.48 | 10.66       | 10.13      | 56.00      | -7.52      | QP      |
| 5 | 0.735 | 24.90      | 45.90 | 10.86       | 10.14      | 56.00      | -10.10     | QP      |
| 6 | 3.346 | 26.90      | 48.04 | 10.95       | 10.19      | 56.00      | -7.96      | QP      |
|   | Freq  | Read Level | Level | LISN Factor | Cable Loss | Limit Line | Over Limit | Remark  |
|   | MHz   | dBuV       | dBuV  | dB          | dB         | dBuV       | dB         |         |
| 1 | 0.336 | 12.13      | 32.84 | 10.59       | 10.12      | 49.31      | -16.47     | Average |
| 2 | 0.497 | 18.59      | 39.23 | 10.50       | 10.14      | 46.05      | -6.82      | Average |
| 3 | 0.564 | 12.65      | 33.42 | 10.64       | 10.13      | 46.00      | -12.58     | Average |
| 4 | 2.409 | 10.69      | 31.91 | 11.05       | 10.17      | 46.00      | -14.09     | Average |
| 5 | 2.707 | 10.82      | 32.00 | 11.01       | 10.17      | 46.00      | -14.00     | Average |
| 6 | 3.603 | 13.68      | 34.81 | 10.93       | 10.20      | 46.00      | -11.19     | Average |

## AC 120V 60 Hz, Neutral



Trace: 1

Condition: Neutral

Project : 2501S34461E-RF

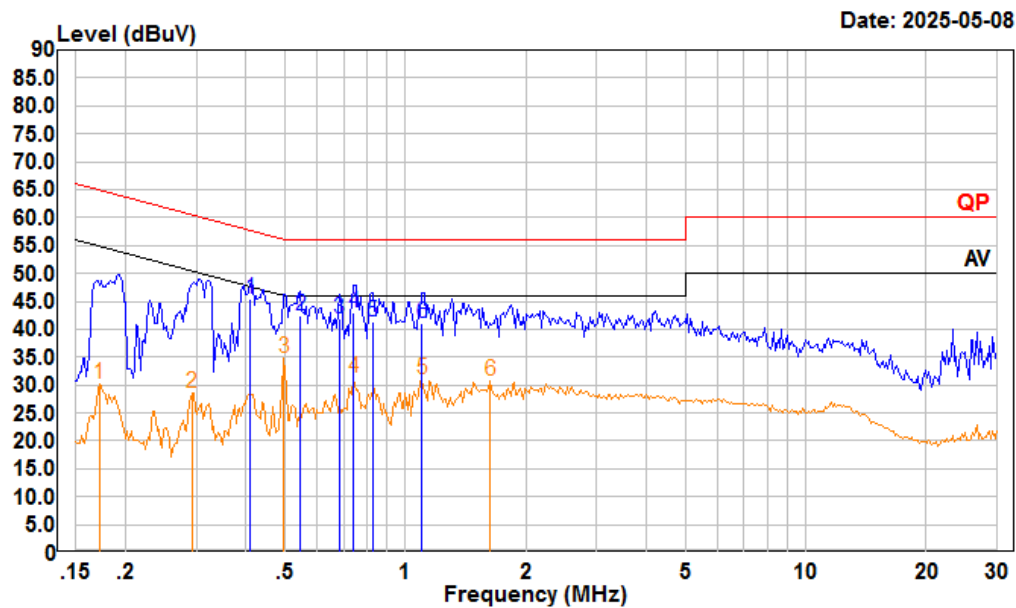
tester : Macy.shi Note: 2.4G WIFI Transmitting

Setting : RBW:9kHz

|   | Freq  | Read Level | Level | LISN Factor | Cable Loss | Limit Line | Over Limit | Remark  |
|---|-------|------------|-------|-------------|------------|------------|------------|---------|
|   | MHz   | dBuV       | dBuV  | dB          | dB         | dBuV       | dB         |         |
| 1 | 0.339 | 26.25      | 47.00 | 10.63       | 10.12      | 59.22      | -12.22     | QP      |
| 2 | 0.502 | 27.30      | 47.94 | 10.50       | 10.14      | 56.00      | -8.06      | QP      |
| 3 | 0.582 | 22.23      | 42.90 | 10.55       | 10.12      | 56.00      | -13.10     | QP      |
| 4 | 0.697 | 23.59      | 44.34 | 10.60       | 10.15      | 56.00      | -11.66     | QP      |
| 5 | 0.948 | 23.98      | 44.85 | 10.77       | 10.10      | 56.00      | -11.15     | QP      |
| 6 | 2.824 | 26.55      | 47.58 | 10.85       | 10.18      | 56.00      | -8.42      | QP      |
|   | Freq  | Read Level | Level | LISN Factor | Cable Loss | Limit Line | Over Limit | Remark  |
|   | MHz   | dBuV       | dBuV  | dB          | dB         | dBuV       | dB         |         |
| 1 | 0.162 | 12.68      | 33.27 | 10.48       | 10.11      | 55.38      | -22.11     | Average |
| 2 | 0.332 | 7.73       | 28.44 | 10.59       | 10.12      | 49.40      | -20.96     | Average |
| 3 | 0.497 | 14.89      | 35.53 | 10.50       | 10.14      | 46.05      | -10.52     | Average |
| 4 | 0.661 | 6.45       | 27.42 | 10.83       | 10.14      | 46.00      | -18.58     | Average |
| 5 | 2.650 | 9.42       | 30.61 | 11.02       | 10.17      | 46.00      | -15.39     | Average |
| 6 | 3.041 | 10.36      | 31.52 | 10.98       | 10.18      | 46.00      | -14.48     | Average |

## Adapter 2:

AC 120V 60 Hz, Line



Trace: 1

Condition: Line

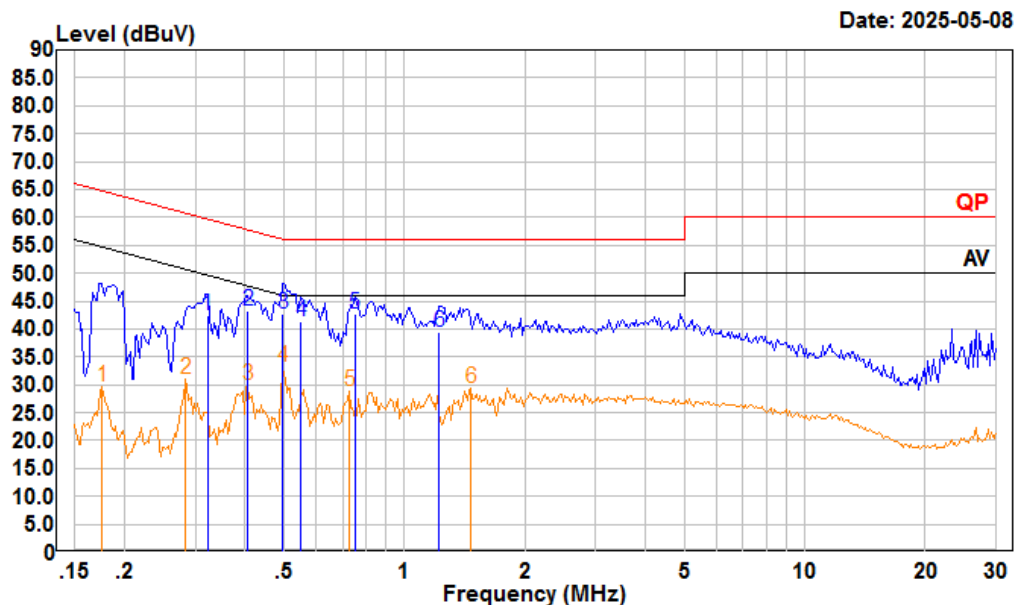
Project : 2501S34461E-RF

tester : Macy.shi Note:2.4G WIFI Transmitting

Setting : RBW:9kHz

|   | Freq  | Read Level | Level | LISN Factor | Cable Loss | Limit Line | Over Limit | Remark  |
|---|-------|------------|-------|-------------|------------|------------|------------|---------|
|   | MHz   | dBuV       | dBuV  | dB          | dB         | dBuV       | dB         |         |
| 1 | 0.410 | 24.81      | 45.45 | 10.54       | 10.10      | 57.64      | -12.19     | QP      |
| 2 | 0.546 | 21.60      | 42.34 | 10.61       | 10.13      | 56.00      | -13.66     | QP      |
| 3 | 0.683 | 20.90      | 41.91 | 10.87       | 10.14      | 56.00      | -14.09     | QP      |
| 4 | 0.743 | 22.00      | 42.99 | 10.85       | 10.14      | 56.00      | -13.01     | QP      |
| 5 | 0.826 | 20.61      | 41.48 | 10.76       | 10.11      | 56.00      | -14.52     | QP      |
| 6 | 1.100 | 20.40      | 41.19 | 10.67       | 10.12      | 56.00      | -14.81     | QP      |
|   | Freq  | Read Level | Level | LISN Factor | Cable Loss | Limit Line | Over Limit | Remark  |
|   | MHz   | dBuV       | dBuV  | dB          | dB         | dBuV       | dB         |         |
| 1 | 0.172 | 9.48       | 30.12 | 10.54       | 10.10      | 54.86      | -24.74     | Average |
| 2 | 0.292 | 7.86       | 28.59 | 10.62       | 10.11      | 50.46      | -21.87     | Average |
| 3 | 0.497 | 14.09      | 34.73 | 10.50       | 10.14      | 46.05      | -11.32     | Average |
| 4 | 0.743 | 10.31      | 31.30 | 10.85       | 10.14      | 46.00      | -14.70     | Average |
| 5 | 1.100 | 10.09      | 30.88 | 10.67       | 10.12      | 46.00      | -15.12     | Average |
| 6 | 1.628 | 9.73       | 30.85 | 10.95       | 10.17      | 46.00      | -15.15     | Average |

## AC 120V 60 Hz, Neutral



Trace: 1

Condition: Neutral

Project : 2501S34461E-RF

tester : Macy.shi Note: 2.4G WIFI Transmitting

Setting : RBW: 9kHz

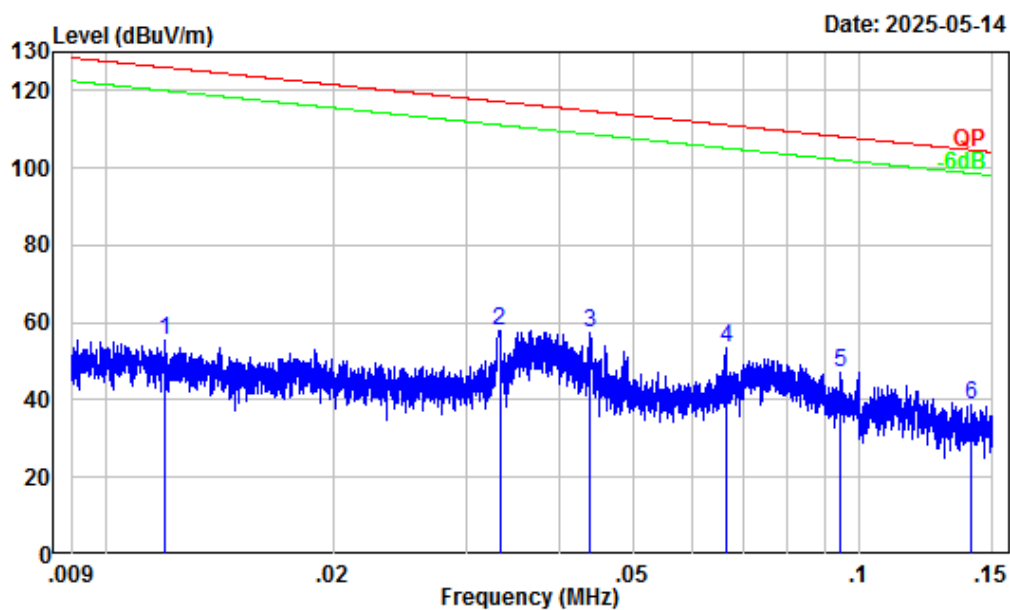
|   | Freq  | Read Level | Level | LISN Factor | Cable Loss | Limit Line | Over Limit | Remark  |
|---|-------|------------|-------|-------------|------------|------------|------------|---------|
|   | MHz   | dBuV       | dBuV  | dB          | dB         | dBuV       | dB         |         |
| 1 | 0.322 | 21.81      | 42.56 | 10.64       | 10.11      | 59.66      | -17.10     | QP      |
| 2 | 0.406 | 22.50      | 43.17 | 10.57       | 10.10      | 57.73      | -14.56     | QP      |
| 3 | 0.497 | 22.10      | 42.74 | 10.50       | 10.14      | 56.05      | -13.31     | QP      |
| 4 | 0.552 | 20.60      | 41.26 | 10.53       | 10.13      | 56.00      | -14.74     | QP      |
| 5 | 0.751 | 21.90      | 42.67 | 10.64       | 10.13      | 56.00      | -13.33     | QP      |
| 6 | 1.223 | 18.50      | 39.41 | 10.77       | 10.14      | 56.00      | -16.59     | QP      |
|   | Freq  | Read Level | Level | LISN Factor | Cable Loss | Limit Line | Over Limit | Remark  |
|   | MHz   | dBuV       | dBuV  | dB          | dB         | dBuV       | dB         |         |
| 1 | 0.176 | 8.94       | 29.66 | 10.62       | 10.10      | 54.68      | -25.02     | Average |
| 2 | 0.283 | 10.14      | 30.93 | 10.69       | 10.10      | 50.72      | -19.79     | Average |
| 3 | 0.406 | 9.22       | 29.89 | 10.57       | 10.10      | 47.73      | -17.84     | Average |
| 4 | 0.497 | 12.60      | 33.24 | 10.50       | 10.14      | 46.05      | -12.81     | Average |
| 5 | 0.727 | 7.95       | 28.71 | 10.62       | 10.14      | 46.00      | -17.29     | Average |
| 6 | 1.464 | 8.48       | 29.39 | 10.75       | 10.16      | 46.00      | -16.61     | Average |

**Spurious Emissions****Environmental Conditions**

|                            |  |                              |                   |
|----------------------------|--|------------------------------|-------------------|
| <b>Temperature (°C)</b>    | 21.1~23.2  | <b>Relative Humidity (%)</b> | 38~51             |
| <b>ATM Pressure (kPa):</b> | 101.8  | <b>Test engineer:</b>        | Anson Su&Visen Wu |
| <b>Test date:</b>          | 2025/05/11-2025/05/14  |                              |                   |
| <b>EUT operation mode:</b> | Below 1GHz: Transmitting(Maximum output power mode, 802.11ax20 2462MHz)<br>Above 1GHz: Transmitting  |                              |                   |
| <b>Note:</b>               | 1. For the radiated spurious emission below 30MHz, only the worst case (parallel) was recorded.<br>2. When the test result of peak was less than the limit of QP/Average more than 6dB, just peak value were recorded. |                              |                   |

**Below 1GHz:**

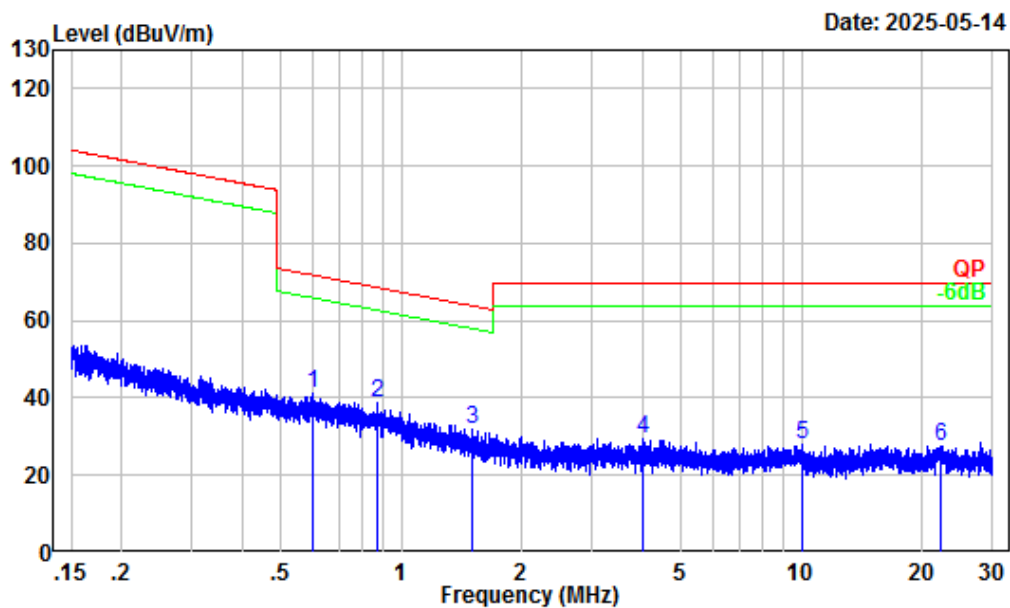
9kHz-150kHz



Site : Chamber A  
Condition : 3m  
Project Number : 2501S34461E-RF  
Test Mode : 2.4G WIFI Transmitting  
Detector: Peak RBW/VBW: 0.3/1kHz  
Tester : Anson Su

|   | Freq  | Factor | Read<br>Level | Level  | Limit<br>Line | Over<br>Limit | Remark |
|---|-------|--------|---------------|--------|---------------|---------------|--------|
|   | MHz   | dB/m   | dBuV          | dBuV/m | dBuV/m        | dB            |        |
| 1 | 0.012 | 31.93  | 23.49         | 55.42  | 126.05        | -70.63        | Peak   |
| 2 | 0.033 | 28.15  | 29.93         | 58.08  | 117.16        | -59.08        | Peak   |
| 3 | 0.044 | 27.04  | 30.17         | 57.21  | 114.76        | -57.55        | Peak   |
| 4 | 0.066 | 24.76  | 28.65         | 53.41  | 111.16        | -57.75        | Peak   |
| 5 | 0.094 | 22.40  | 24.73         | 47.13  | 108.11        | -60.98        | Peak   |
| 6 | 0.141 | 19.60  | 19.10         | 38.70  | 104.64        | -65.94        | Peak   |

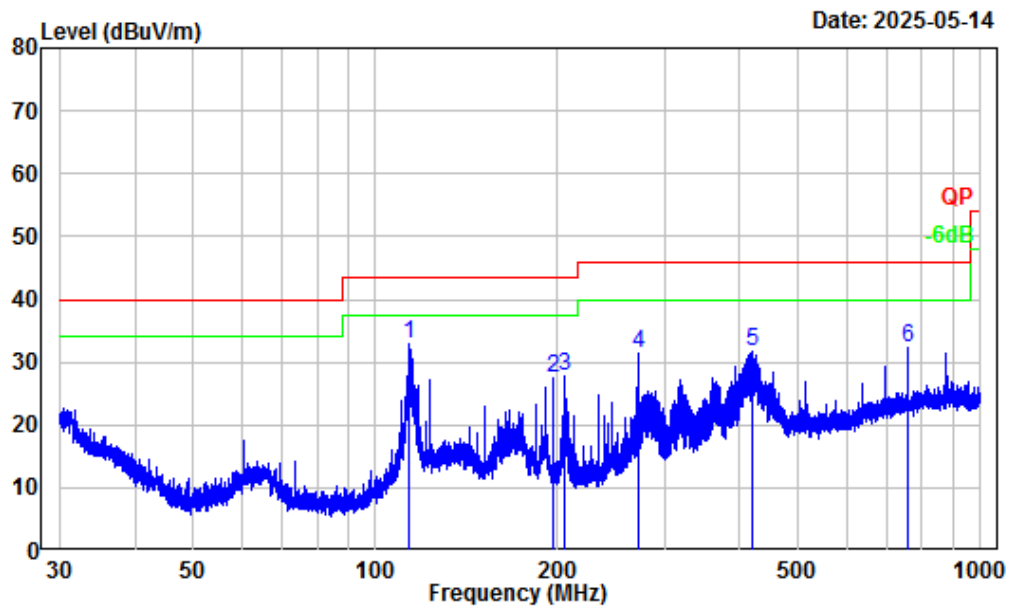
150kHz-30MHz



Site : Chamber A  
Condition : 3m  
Project Number : 2501S34461E-RF  
Test Mode : 2.4G WIFI Transmitting  
Detector: Peak RBW/VBW: 10/30kHz  
Tester : Anson Su

|   | Freq   | Factor | Read<br>Level | Level  | Limit<br>Line | Over<br>Limit | Remark |
|---|--------|--------|---------------|--------|---------------|---------------|--------|
|   | MHz    | dB/m   | dBuV          | dBuV/m | dBuV/m        | dB            |        |
| 1 | 0.601  | 5.16   | 36.04         | 41.20  | 71.99         | -30.79        | Peak   |
| 2 | 0.874  | 2.14   | 36.62         | 38.76  | 68.66         | -29.90        | Peak   |
| 3 | 1.504  | -0.21  | 32.31         | 32.10  | 63.85         | -31.75        | Peak   |
| 4 | 4.038  | -2.70  | 32.21         | 29.51  | 69.54         | -40.03        | Peak   |
| 5 | 10.059 | -2.80  | 30.57         | 27.77  | 69.54         | -41.77        | Peak   |
| 6 | 22.195 | -3.10  | 30.57         | 27.47  | 69.54         | -42.07        | Peak   |

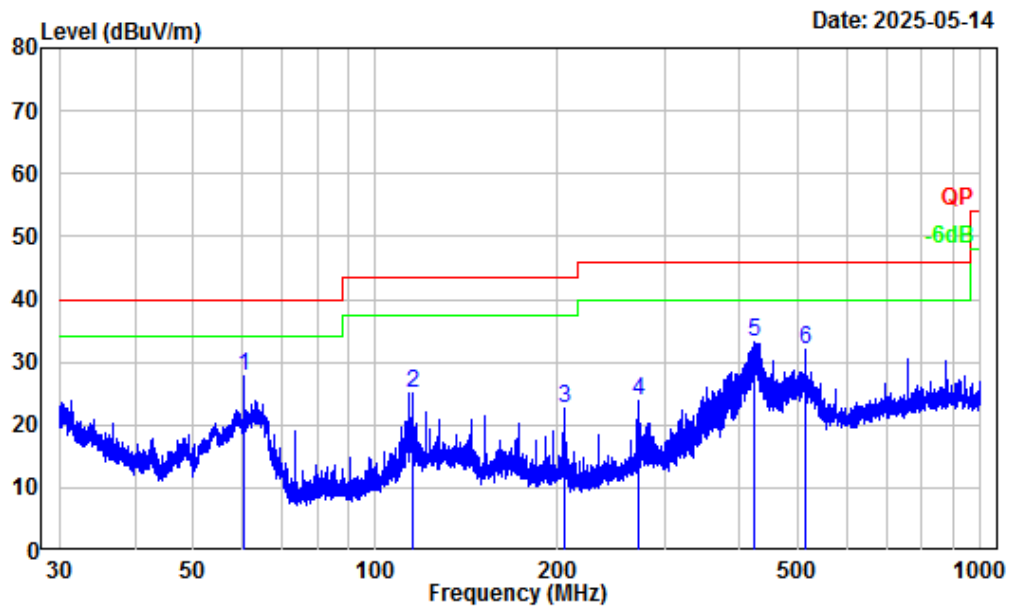
## 30MHz-1GHz\_Horizontal



Site : Chamber A  
Condition : 3m Horizontal  
Project Number : 2501S34461E-RF  
Test Mode : 2.4G WIFI Transmitting  
Detector: Peak RBW/VBW: 100/300kHz  
Tester : Anson Su

|   | Freq Factor |        | Read Level |        | Limit  | Over   | Remark |
|---|-------------|--------|------------|--------|--------|--------|--------|
|   | MHz         | dB/m   | dBuV       | dBuV/m | dBuV/m | dB     |        |
| 1 | 113.81      | -12.38 | 45.17      | 32.79  | 43.50  | -10.71 | Peak   |
| 2 | 196.60      | -13.46 | 41.00      | 27.54  | 43.50  | -15.96 | Peak   |
| 3 | 205.95      | -13.55 | 41.26      | 27.71  | 43.50  | -15.79 | Peak   |
| 4 | 272.76      | -11.57 | 43.04      | 31.47  | 46.00  | -14.53 | Peak   |
| 5 | 420.21      | -7.94  | 39.51      | 31.57  | 46.00  | -14.43 | Peak   |
| 6 | 757.71      | -2.73  | 35.13      | 32.40  | 46.00  | -13.60 | Peak   |

## 30MHz-1GHz\_Vertical



Site : Chamber A  
Condition : 3m Vertical  
Project Number : 2501S34461E-RF  
Test Mode : 2.4G WIFI Transmitting  
Detector: Peak RBW/VBW: 100/300kHz  
Tester : Anson Su

|   | Freq Factor |        | Read  |        | Limit | Over   | Remark |
|---|-------------|--------|-------|--------|-------|--------|--------|
|   | MHz         | dB/m   | dBuV  | dBuV/m | Line  | Limit  |        |
| 1 | 60.60       | -18.12 | 46.02 | 27.90  | 40.00 | -12.10 | Peak   |
| 2 | 114.97      | -12.13 | 37.33 | 25.20  | 43.50 | -18.30 | Peak   |
| 3 | 204.60      | -13.41 | 35.92 | 22.51  | 43.50 | -20.99 | Peak   |
| 4 | 272.76      | -11.57 | 35.46 | 23.89  | 46.00 | -22.11 | Peak   |
| 5 | 423.35      | -7.89  | 41.03 | 33.14  | 46.00 | -12.86 | Peak   |
| 6 | 515.21      | -5.88  | 37.79 | 31.91  | 46.00 | -14.09 | Peak   |

**Above 1GHz:**

| Frequency (MHz)  | Reading (dB $\mu$ V) | PK/Ave | Polar (H/V) | Factor (dB/m) | Corrected Amplitude (dB $\mu$ V/m) | Limit (dB $\mu$ V/m) | Margin (dB) |
|------------------|----------------------|--------|-------------|---------------|------------------------------------|----------------------|-------------|
| <b>802.11b</b>   |                      |        |             |               |                                    |                      |             |
| Low Channel      |                      |        |             |               |                                    |                      |             |
| 4824             | 52.53                | PK     | H           | -7.75         | 44.78                              | 74                   | -29.22      |
| 4824             | 51.72                | PK     | V           | -7.75         | 43.97                              | 74                   | -30.03      |
| Middle Channel   |                      |        |             |               |                                    |                      |             |
| 4874             | 54.06                | PK     | H           | -7.61         | 46.45                              | 74                   | -27.55      |
| 4874             | 52.51                | PK     | V           | -7.61         | 44.90                              | 74                   | -29.10      |
| High Channel     |                      |        |             |               |                                    |                      |             |
| 4924             | 53.29                | PK     | H           | -7.57         | 45.72                              | 74                   | -28.28      |
| 4924             | 53.44                | PK     | V           | -7.57         | 45.87                              | 74                   | -28.13      |
| <b>802.11g</b>   |                      |        |             |               |                                    |                      |             |
| Low Channel      |                      |        |             |               |                                    |                      |             |
| 4824             | 55.37                | PK     | H           | -7.75         | 47.62                              | 74                   | -26.38      |
| 4824             | 53.22                | PK     | V           | -7.75         | 45.47                              | 74                   | -28.53      |
| Middle Channel   |                      |        |             |               |                                    |                      |             |
| 4874             | 53.24                | PK     | H           | -7.61         | 45.63                              | 74                   | -28.37      |
| 4874             | 53.50                | PK     | V           | -7.61         | 45.89                              | 74                   | -28.11      |
| High Channel     |                      |        |             |               |                                    |                      |             |
| 4924             | 53.93                | PK     | H           | -7.57         | 46.36                              | 74                   | -27.64      |
| 4924             | 54.66                | PK     | V           | -7.57         | 47.09                              | 74                   | -26.91      |
| <b>802.11n20</b> |                      |        |             |               |                                    |                      |             |
| Low Channel      |                      |        |             |               |                                    |                      |             |
| 4824             | 55.14                | PK     | H           | -7.75         | 47.39                              | 74                   | -26.61      |
| 4824             | 53.18                | PK     | V           | -7.75         | 45.43                              | 74                   | -28.57      |
| Middle Channel   |                      |        |             |               |                                    |                      |             |
| 4874             | 54.39                | PK     | H           | -7.61         | 46.78                              | 74                   | -27.22      |
| 4874             | 53.87                | PK     | V           | -7.61         | 46.26                              | 74                   | -27.74      |
| High Channel     |                      |        |             |               |                                    |                      |             |
| 4924             | 53.97                | PK     | H           | -7.57         | 46.40                              | 74                   | -27.60      |
| 4924             | 54.05                | PK     | V           | -7.57         | 46.48                              | 74                   | -27.52      |
| <b>802.11n40</b> |                      |        |             |               |                                    |                      |             |
| Low Channel      |                      |        |             |               |                                    |                      |             |
| 4844             | 54.45                | PK     | H           | -7.72         | 46.73                              | 74                   | -27.27      |
| 4844             | 52.69                | PK     | V           | -7.72         | 44.97                              | 74                   | -29.03      |
| Middle Channel   |                      |        |             |               |                                    |                      |             |
| 4874             | 53.68                | PK     | H           | -7.61         | 46.07                              | 74                   | -27.93      |
| 4874             | 52.61                | PK     | V           | -7.61         | 45.00                              | 74                   | -29.00      |
| High Channel     |                      |        |             |               |                                    |                      |             |
| 4904             | 53.16                | PK     | H           | -7.53         | 45.63                              | 74                   | -28.37      |
| 4904             | 52.87                | PK     | V           | -7.53         | 45.34                              | 74                   | -28.66      |

| Frequency (MHz)   | Reading (dB $\mu$ V) | PK/Ave | Polar (H/V) | Factor (dB/m) | Corrected Amplitude (dB $\mu$ V/m) | Limit (dB $\mu$ V/m) | Margin (dB) |
|-------------------|----------------------|--------|-------------|---------------|------------------------------------|----------------------|-------------|
| <b>802.11ax20</b> |                      |        |             |               |                                    |                      |             |
| Low Channel       |                      |        |             |               |                                    |                      |             |
| 4824              | 54.10                | PK     | H           | -7.75         | 46.35                              | 74                   | -27.65      |
| 4824              | 53.12                | PK     | V           | -7.75         | 45.37                              | 74                   | -28.63      |
| Middle Channel    |                      |        |             |               |                                    |                      |             |
| 4874              | 53.05                | PK     | H           | -7.61         | 45.44                              | 74                   | -28.56      |
| 4874              | 53.86                | PK     | V           | -7.61         | 46.25                              | 74                   | -27.75      |
| High Channel      |                      |        |             |               |                                    |                      |             |
| 4924              | 54.50                | PK     | H           | -7.57         | 46.93                              | 74                   | -27.07      |
| 4924              | 53.67                | PK     | V           | -7.57         | 46.10                              | 74                   | -27.90      |
| <b>802.11ax40</b> |                      |        |             |               |                                    |                      |             |
| Low Channel       |                      |        |             |               |                                    |                      |             |
| 4844              | 53.23                | PK     | H           | -7.72         | 45.51                              | 74                   | -28.49      |
| 4844              | 52.21                | PK     | V           | -7.72         | 44.49                              | 74                   | -29.51      |
| Middle Channel    |                      |        |             |               |                                    |                      |             |
| 4874              | 52.73                | PK     | H           | -7.61         | 45.12                              | 74                   | -28.88      |
| 4874              | 52.36                | PK     | V           | -7.61         | 44.75                              | 74                   | -29.25      |
| High Channel      |                      |        |             |               |                                    |                      |             |
| 4904              | 52.56                | PK     | H           | -7.53         | 45.03                              | 74                   | -28.97      |
| 4904              | 52.87                | PK     | V           | -7.53         | 45.34                              | 74                   | -28.66      |

Note:

Corrected Factor = Antenna factor (RX) + Cable Loss – Amplifier Factor

Corrected Amplitude = Corrected Factor + Reading

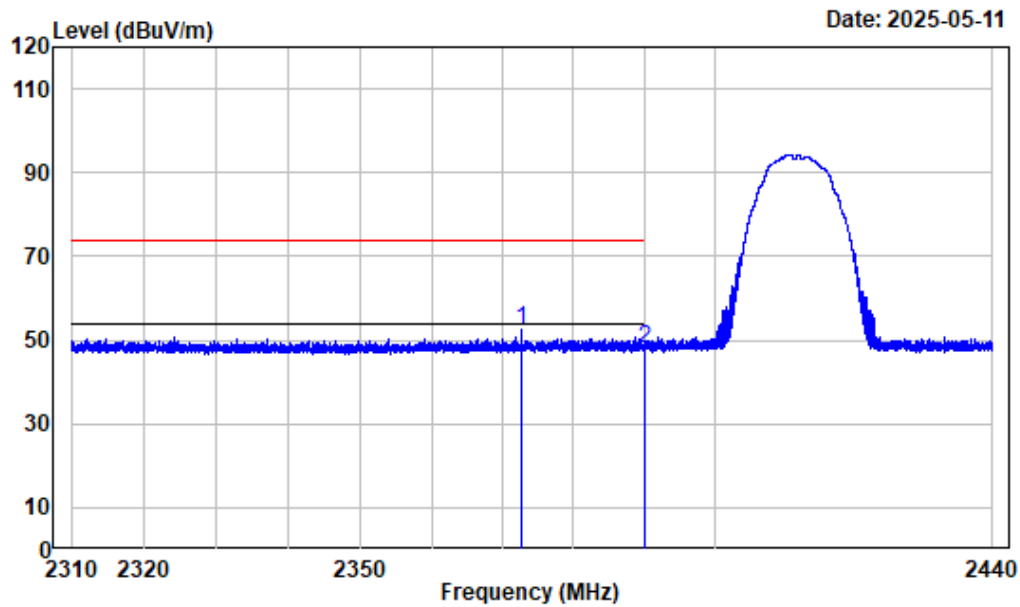
Margin = Corrected. Amplitude - Limit

The other spurious emission which is in the noise floor level was not recorded.

The test result of peak was less than the limit of average, so just peak values were recorded.

**Test plots****Band Edge**

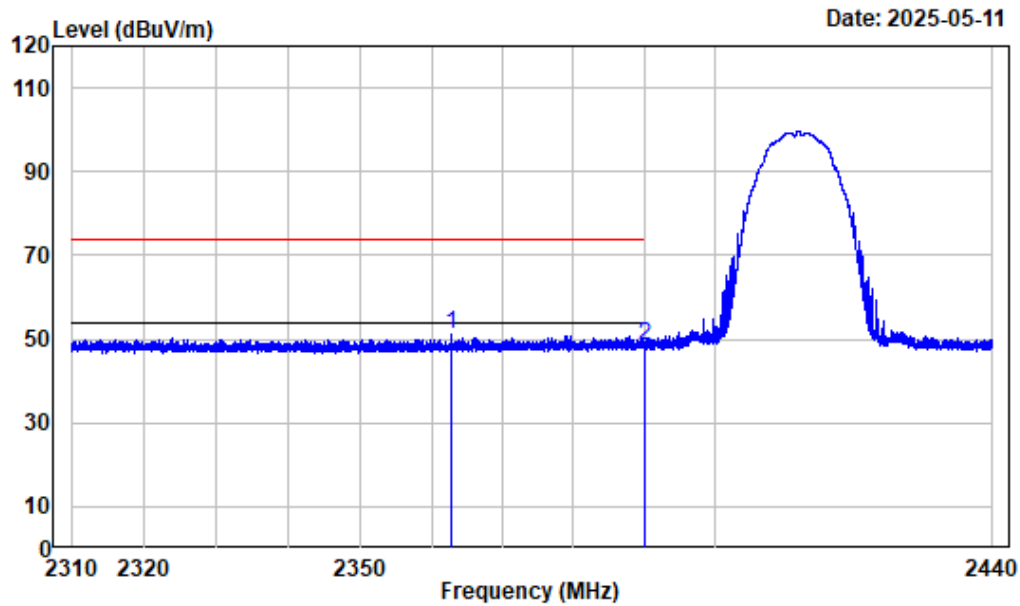
Left Band edge\_Horizontal\_802.11b



Condition : Horizontal  
Project No. : 2501S34461E-RF  
Tester : Visen Wu  
Spectrum setting: Peak reading: RBW:1MHz VBW:3MHz Detector:Peak  
Note : 2.4GWiFi\_B\_2412

|   | Freq     | Factor | Read Level | Level  | Limit Line | Over Limit | Remark |
|---|----------|--------|------------|--------|------------|------------|--------|
|   | MHz      | dB/m   | dBuV       | dBuV/m | dBuV/m     | dB         |        |
| 1 | 2372.733 | -10.95 | 63.25      | 52.30  | 74.00      | -21.70     | Peak   |
| 2 | 2390.000 | -10.98 | 59.00      | 48.02  | 74.00      | -25.98     | Peak   |

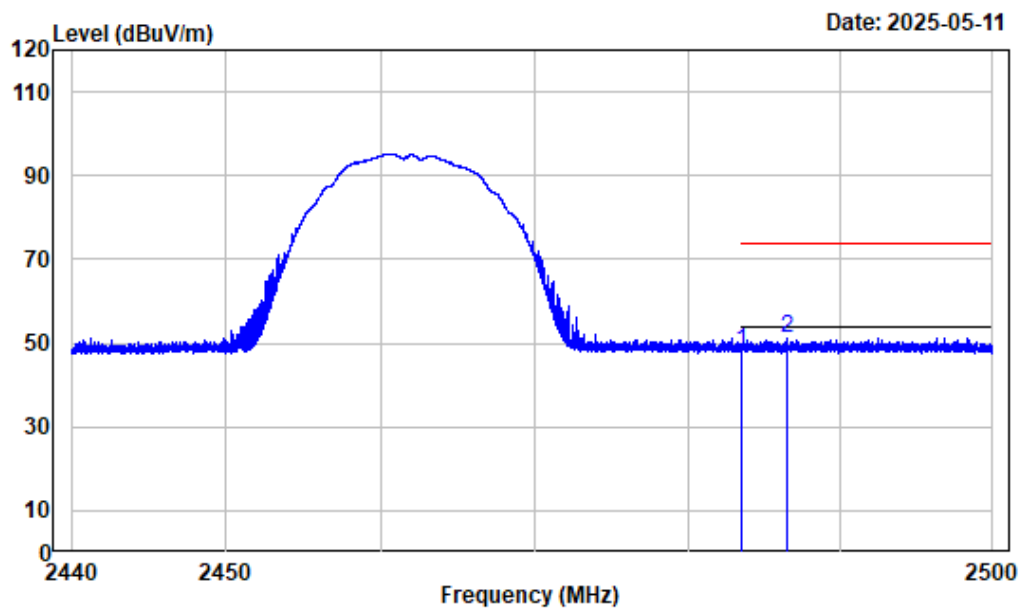
## Left Band edge\_Vertical\_802.11b



Condition : Vertical  
Project No. : 2501S34461E-RF  
Tester : Visen Wu  
Spectrum setting: Peak reading: RBW:1MHz VBW:3MHz Detector:Peak  
Note : 2.4GWiFi\_B\_2412

| Freq Factor |        | Read  |        | Limit  | Over   | Remark |
|-------------|--------|-------|--------|--------|--------|--------|
|             |        | Level | Level  | Line   | Limit  |        |
| MHz         | dB/m   | dBuV  | dBuV/m | dBuV/m | dB     |        |
| 1 2362.852  | -10.92 | 62.14 | 51.22  | 74.00  | -22.78 | Peak   |
| 2 2390.000  | -10.98 | 59.53 | 48.55  | 74.00  | -25.45 | Peak   |

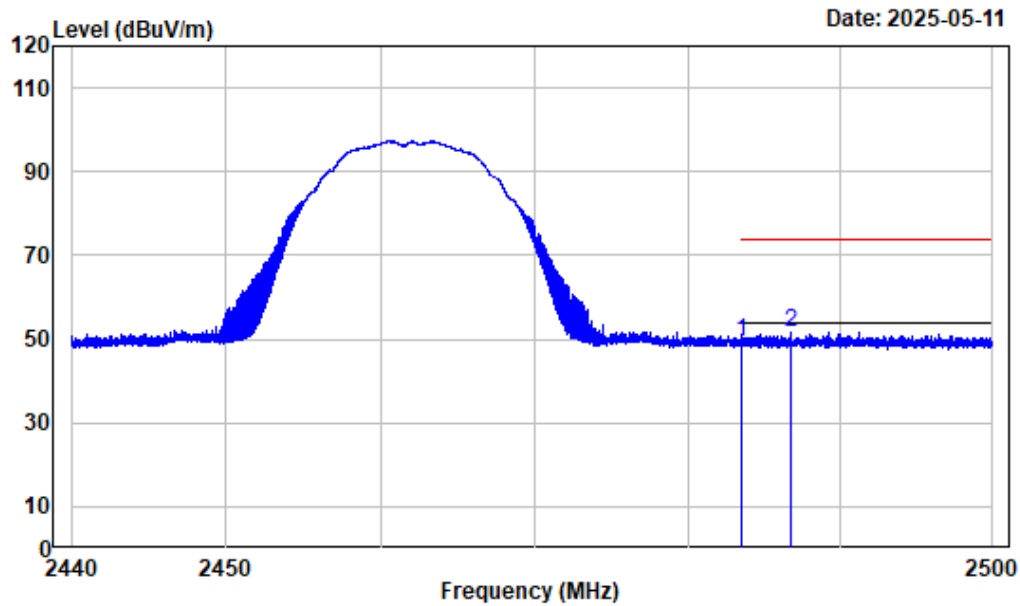
## Right Band edge\_Horizontal\_802.11b



Condition : Horizontal  
Project No. : 2501S34461E-RF  
Tester : Visen Wu  
Spectrum setting: Peak reading: RBW:1MHz VBW:3MHz Detector:Peak  
Note : 2.4GWiFi\_B\_2462

| Freq Factor |          | Read Level |        | Limit  | Over  | Remark      |
|-------------|----------|------------|--------|--------|-------|-------------|
| MHz         | dB/m     | dBuV       | dBuV/m | dBuV/m | dB    |             |
| 1           | 2483.500 | -10.97     | 59.00  | 48.03  | 74.00 | -25.97 Peak |
| 2           | 2486.521 | -10.97     | 62.23  | 51.26  | 74.00 | -22.74 Peak |

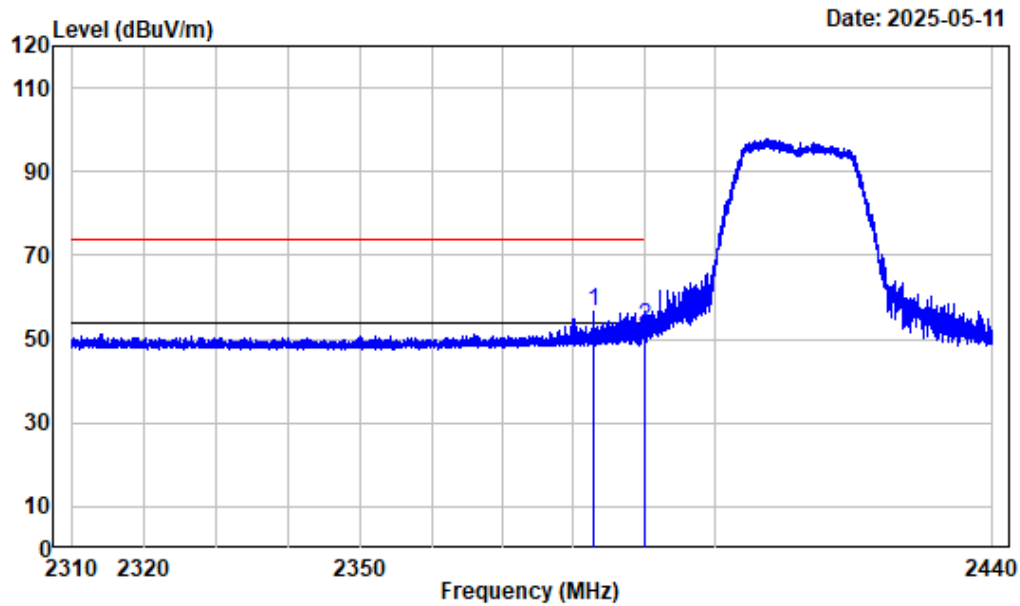
## Right Band edge\_Vertical\_802.11b



Condition : Vertical  
Project No. : 2501S34461E-RF  
Tester : Visen Wu  
Spectrum setting: Peak reading: RBW:1MHz VBW:3MHz Detector:Peak  
Note : 2.4GWiFi\_B\_2462

| Freq Factor |        | Read  |        | Limit  | Over   | Remark |
|-------------|--------|-------|--------|--------|--------|--------|
|             |        | Level | Level  | Line   | Limit  |        |
| MHz         | dB/m   | dBuV  | dBuV/m | dBuV/m | dB     |        |
| 1 2483.500  | -10.97 | 60.45 | 49.48  | 74.00  | -24.52 | Peak   |
| 2 2486.701  | -10.97 | 62.61 | 51.64  | 74.00  | -22.36 | Peak   |

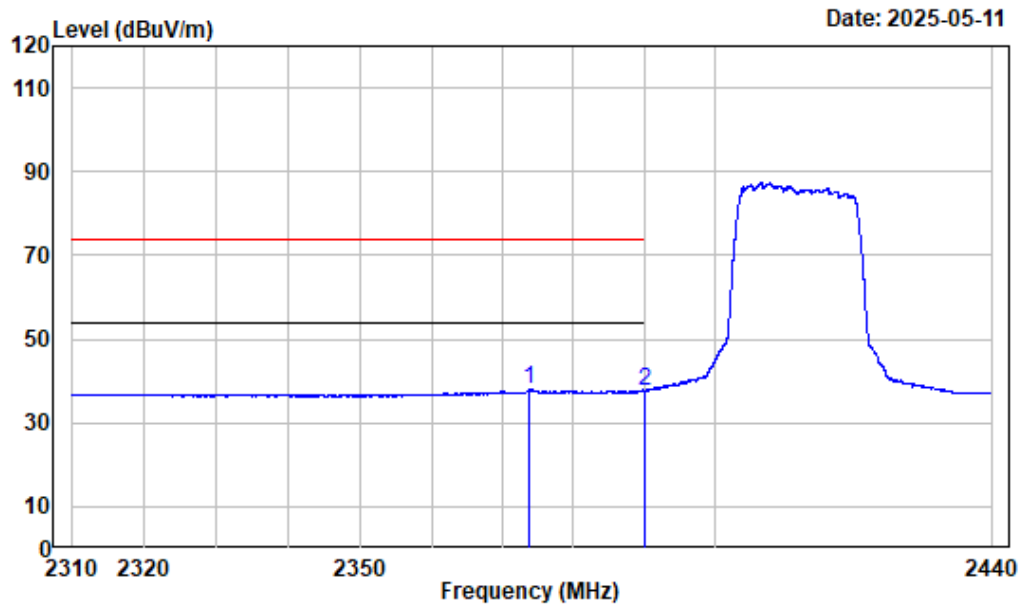
## Left Band edge\_Horizontal\_Peak\_802.11g



Condition : Horizontal  
Project No. : 2501S34461E-RF  
Tester : Visen Wu  
Spectrum setting: Peak reading: RBW:1MHz VBW:3MHz Detector:Peak  
Note : 2.4GWiFi\_G\_2412

|   | Freq Factor |        | Read  |        | Limit  | Over   | Remark |
|---|-------------|--------|-------|--------|--------|--------|--------|
|   |             |        | Level | Level  | Line   | Limit  |        |
|   | MHz         | dB/m   | dBuV  | dBuV/m | dBuV/m | dB     |        |
| 1 | 2382.793    | -10.98 | 67.49 | 56.51  | 74.00  | -17.49 | Peak   |
| 2 | 2390.000    | -10.98 | 64.08 | 53.10  | 74.00  | -20.90 | Peak   |

## Left Band edge\_Horizontal\_Average\_802.11g



Condition : Horizontal

Project No. : 2501S34461E-RF

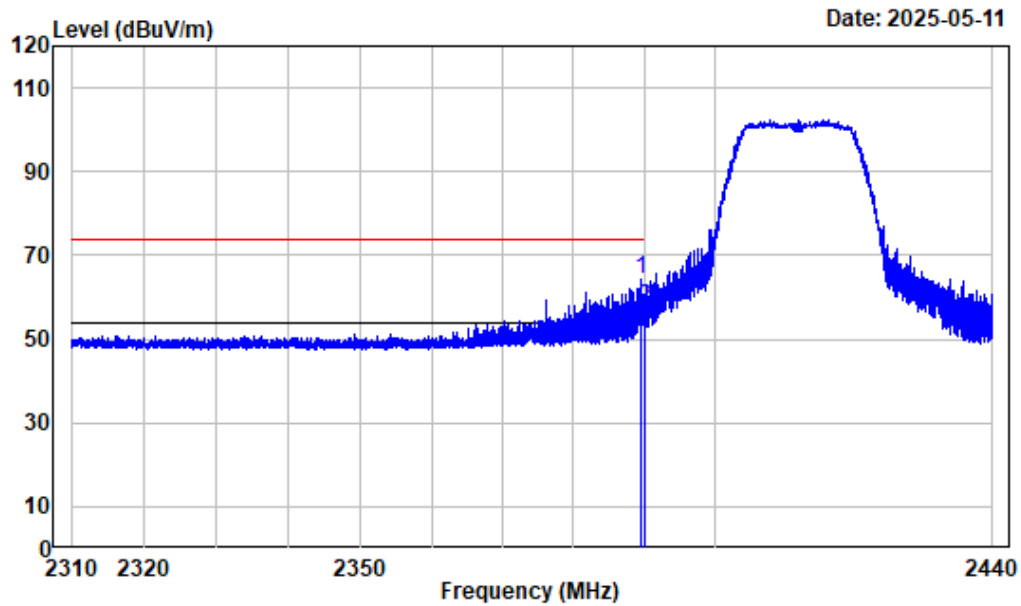
Tester : Visen Wu

Spectrum setting: Average reading: RBW:1MHz VBW:200Hz Detector:Peak

Note : 2.4GWiFi\_G\_2412

|   | Freq Factor |        | Read  |        | Limit  | Over   | Remark  |
|---|-------------|--------|-------|--------|--------|--------|---------|
|   | MHz         | dB/m   | dBuV  | dBuV/m | dBuV/m | dB     |         |
| 1 | 2373.789    | -10.95 | 48.85 | 37.90  | 54.00  | -16.10 | Average |
| 2 | 2390.000    | -10.98 | 48.73 | 37.75  | 54.00  | -16.25 | Average |

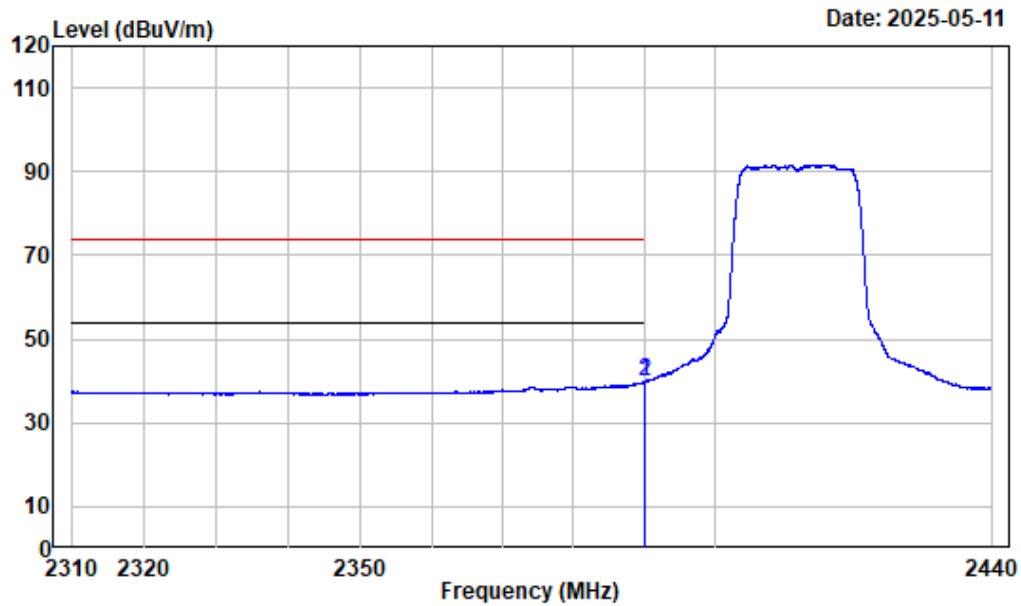
## Left Band edge\_Vertical\_Peak\_802.11g



Condition : Vertical  
Project No. : 2501S34461E-RF  
Tester : Visen Wu  
Spectrum setting: Peak reading: RBW:1MHz VBW:3MHz Detector:Peak  
Note : 2.4GWiFi\_G\_2412

|   | Freq Factor |        | Read  |        | Limit  | Over   | Remark |
|---|-------------|--------|-------|--------|--------|--------|--------|
|   |             |        | Level | Level  | Line   | Limit  |        |
|   | MHz         | dB/m   | dBuV  | dBuV/m | dBuV/m | dB     |        |
| 1 | 2389.651    | -10.98 | 75.49 | 64.51  | 74.00  | -9.49  | Peak   |
| 2 | 2390.000    | -10.98 | 68.53 | 57.55  | 74.00  | -16.45 | Peak   |

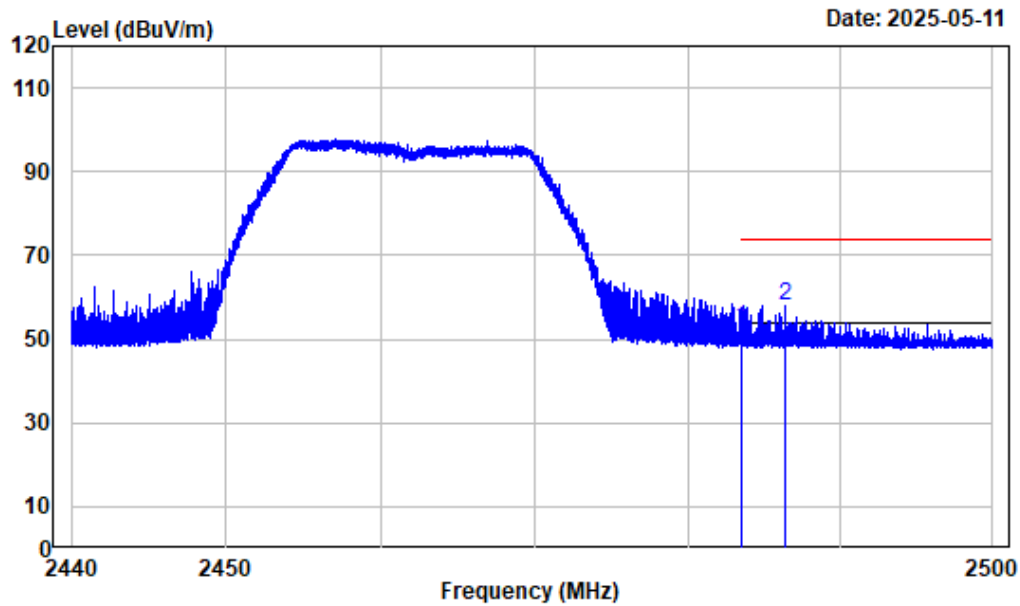
## Left Band edge\_Vertical\_Average\_802.11g



Condition : Vertical  
Project No. : 2501S34461E-RF  
Tester : Visen Wu  
Spectrum setting: Average reading: RBW:1MHz VBW:200Hz Detector:Peak  
Note : 2.4GWiFi\_G\_2412

| Freq Factor |          | Read Level |        | Limit Line | Over Limit | Remark         |
|-------------|----------|------------|--------|------------|------------|----------------|
| MHz         | dB/m     | dBuV       | dBuV/m | dBuV/m     | dB         |                |
| 1           | 2389.992 | -10.98     | 50.91  | 39.93      | 54.00      | -14.07 Average |
| 2           | 2390.000 | -10.98     | 50.91  | 39.93      | 54.00      | -14.07 Average |

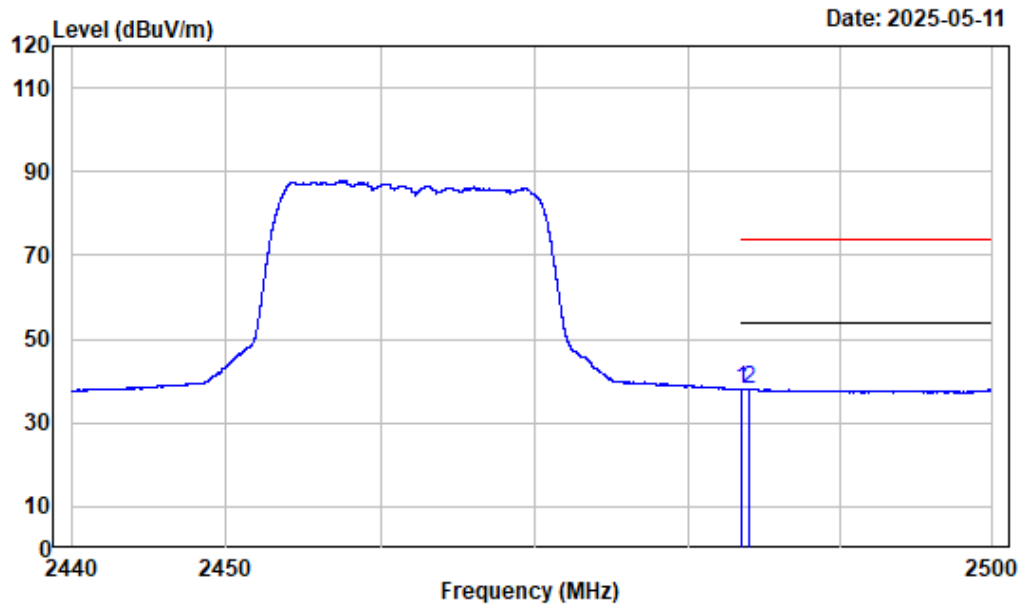
## Right Band edge\_Horizontal\_Peak\_802.11g



Condition : Horizontal  
Project No. : 2501S34461E-RF  
Tester : Visen Wu  
Spectrum setting: Peak reading: RBW:1MHz VBW:3MHz Detector:Peak  
Note : 2.4GWiFi\_G\_2462

| Freq Factor |        | Read  |        | Limit  | Over   | Remark |
|-------------|--------|-------|--------|--------|--------|--------|
|             |        | Level | Level  | Line   | Limit  |        |
| MHz         | dB/m   | dBuV  | dBuV/m | dBuV/m | dB     |        |
| 1 2483.500  | -10.97 | 63.53 | 52.56  | 74.00  | -21.44 | Peak   |
| 2 2486.341  | -10.97 | 69.10 | 58.13  | 74.00  | -15.87 | Peak   |

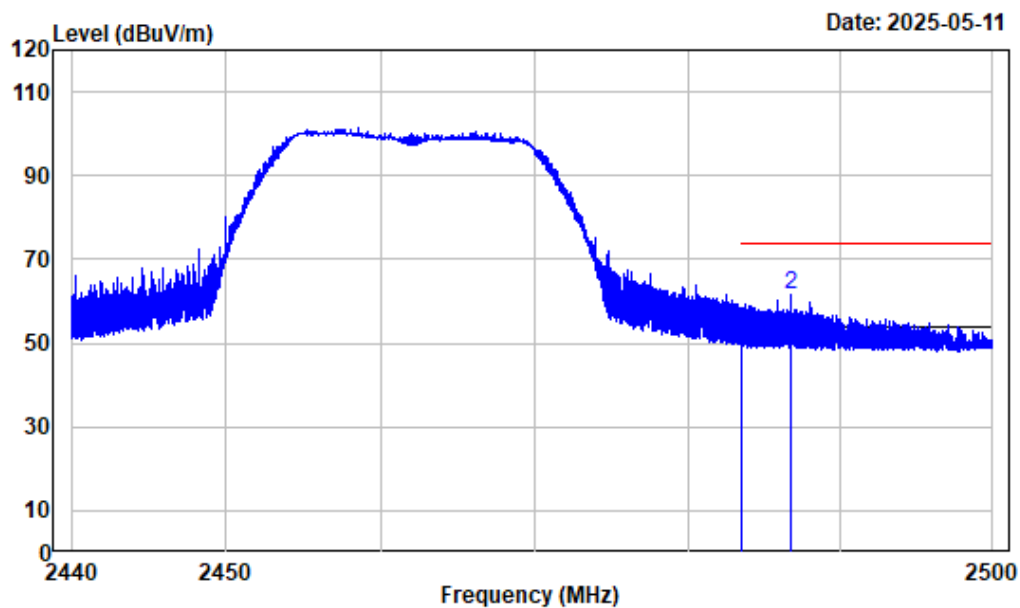
## Right Band edge\_Horizontal\_Average\_802.11g



Condition : Horizontal  
Project No. : 2501S34461E-RF  
Tester : Visen Wu  
Spectrum setting: Average reading: RBW:1MHz VBW:200Hz Detector:Peak  
Note : 2.4GWiFi\_G\_2462

| Freq Factor |          | Read Level |        | Limit Line | Over Limit | Remark         |
|-------------|----------|------------|--------|------------|------------|----------------|
| MHz         | dB/m     | dBuV       | dBuV/m | dBuV/m     | dB         |                |
| 1           | 2483.500 | -10.97     | 49.00  | 38.03      | 54.00      | -15.97 Average |
| 2           | 2484.015 | -10.97     | 49.09  | 38.12      | 54.00      | -15.88 Average |

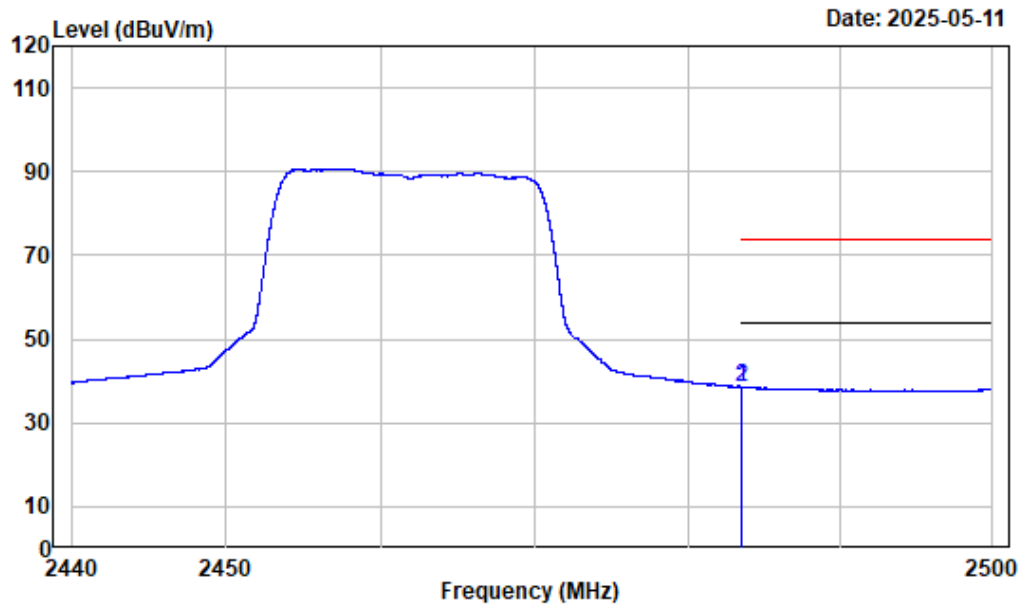
## Right Band edge\_Vertical\_Peak\_802.11g



Condition : Vertical  
Project No. : 2501S34461E-RF  
Tester : Visen Wu  
Spectrum setting: Peak reading: RBW:1MHz VBW:3MHz Detector:Peak  
Note : 2.4GWiFi\_G\_2462

| Freq Factor |          | Read Level |        | Limit  | Over  | Remark      |
|-------------|----------|------------|--------|--------|-------|-------------|
| MHz         | dB/m     | dBuV       | dBuV/m | dBuV/m | dB    |             |
| 1           | 2483.500 | -10.97     | 62.01  | 51.04  | 74.00 | -22.96 Peak |
| 2           | 2486.791 | -10.97     | 72.34  | 61.37  | 74.00 | -12.63 Peak |

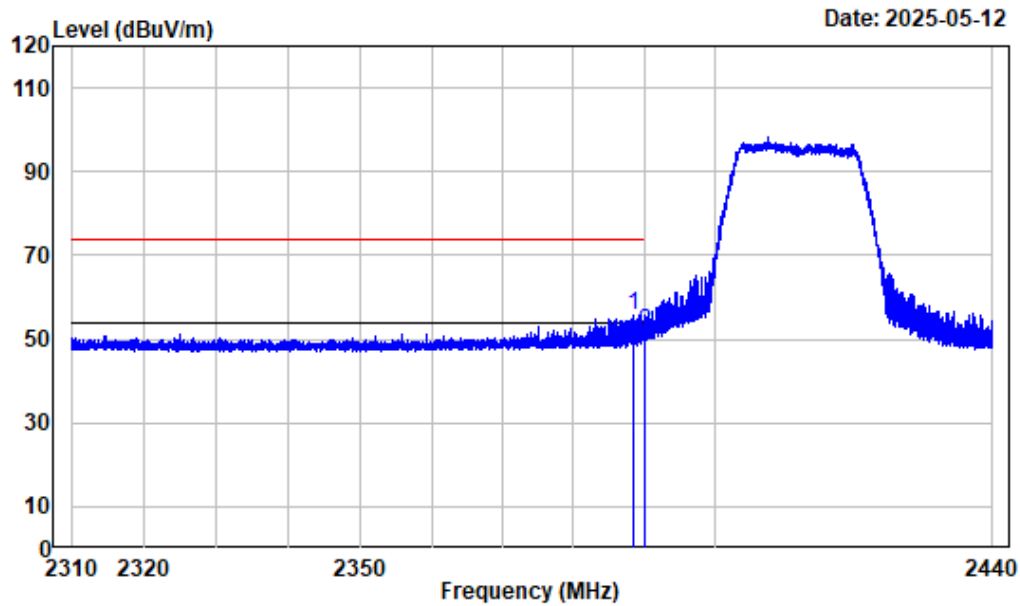
## Right Band edge\_Vertical\_Average\_802.11g



Condition : Vertical  
Project No. : 2501S34461E-RF  
Tester : Visen Wu  
Spectrum setting: Average reading: RBW:1MHz VBW:200Hz Detector:Peak  
Note : 2.4GWiFi\_G\_2462

| Freq Factor |        | Read Level |        | Limit Line | Over Limit | Remark  |
|-------------|--------|------------|--------|------------|------------|---------|
| MHz         | dB/m   | dBuV       | dBuV/m | dBuV/m     | dB         |         |
| 1 2483.500  | -10.97 | 49.54      | 38.57  | 54.00      | -15.43     | Average |
| 2 2483.543  | -10.97 | 49.55      | 38.58  | 54.00      | -15.42     | Average |

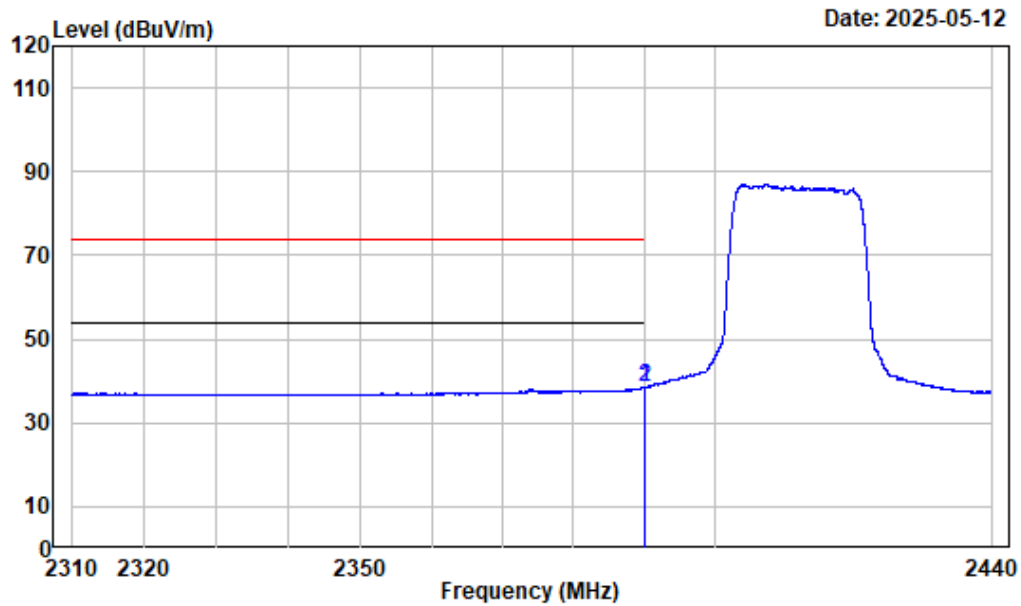
## Left Band edge\_Horizontal\_Peak\_802.11n-HT20



Condition : Horizontal  
Project No. : 2501S34461E-RF  
Tester : Visen Wu  
Spectrum setting: Peak reading: RBW:1MHz VBW:3MHz Detector:Peak  
Note : 2.4GWiFi\_N20\_2412

|   | Freq     | Factor | Read Level | Level  | Limit Line | Over Limit | Remark |
|---|----------|--------|------------|--------|------------|------------|--------|
|   | MHz      | dB/m   | dBuV       | dBuV/m | dBuV/m     | dB         |        |
| 1 | 2388.546 | -10.98 | 66.62      | 55.64  | 74.00      | -18.36     | Peak   |
| 2 | 2390.000 | -10.98 | 62.65      | 51.67  | 74.00      | -22.33     | Peak   |

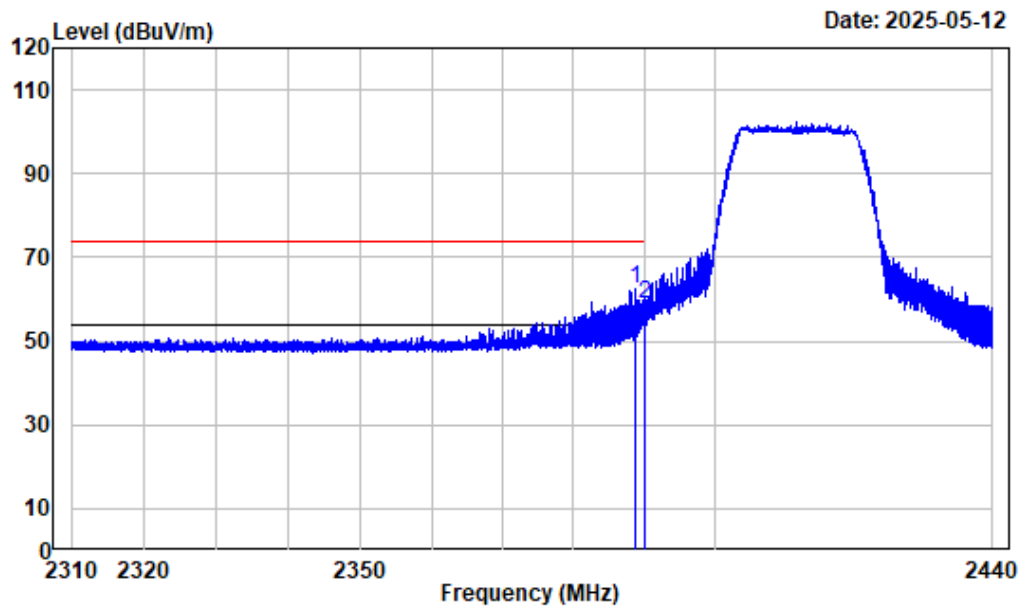
## Left Band edge\_Horizontal\_Average\_802.11n-HT20



Condition : Horizontal  
Project No. : 2501S34461E-RF  
Tester : Visen Wu  
Spectrum setting: Average reading: RBW:1MHz VBW:200Hz Detector:Peak  
Note : 2.4GWiFi\_N20\_2412

| Freq Factor |        | Read Level |        | Limit Line | Over Limit | Remark  |
|-------------|--------|------------|--------|------------|------------|---------|
| MHz         | dB/m   | dBuV       | dBuV/m | dBuV/m     | dB         |         |
| 1 2389.976  | -10.98 | 49.56      | 38.58  | 54.00      | -15.42     | Average |
| 2 2390.000  | -10.98 | 49.55      | 38.57  | 54.00      | -15.43     | Average |

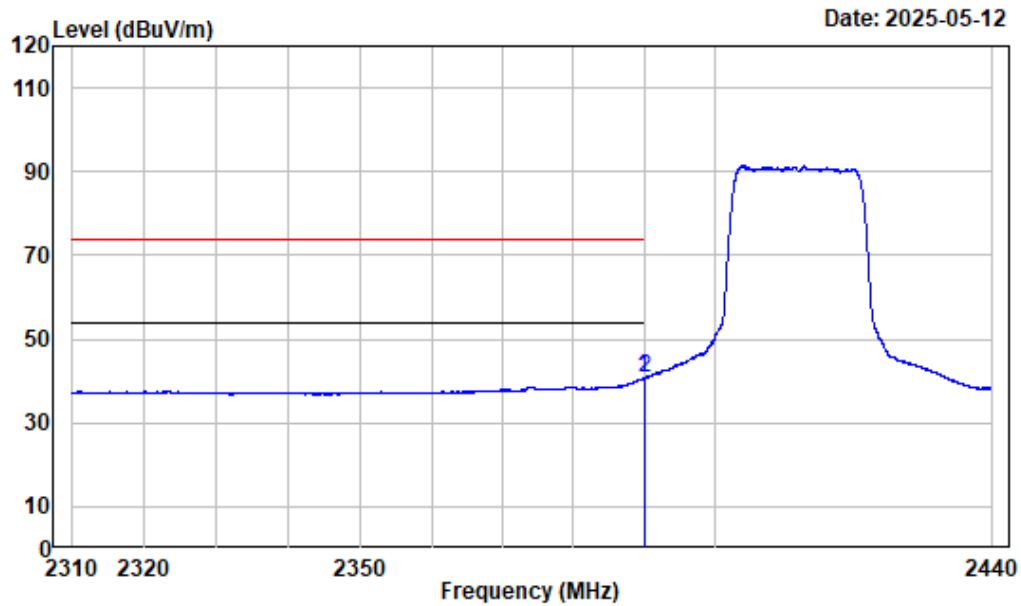
## Left Band edge\_Vertical\_Peak\_802.11n-HT20



Condition : Vertical  
Project No. : 2501S34461E-RF  
Tester : Visen Wu  
Spectrum setting: Peak reading: RBW:1MHz VBW:3MHz Detector:Peak  
Note : 2.4GWiFi\_N20\_2412

| Freq Factor |          | Read   |        | Limit  | Over  | Remark      |
|-------------|----------|--------|--------|--------|-------|-------------|
|             |          | Level  | Level  | Line   | Limit |             |
| MHz         | dB/m     | dBuV   | dBuV/m | dBuV/m | dB    |             |
| 1           | 2388.708 | -10.98 | 73.51  | 62.53  | 74.00 | -11.47 Peak |
| 2           | 2390.000 | -10.98 | 69.84  | 58.86  | 74.00 | -15.14 Peak |

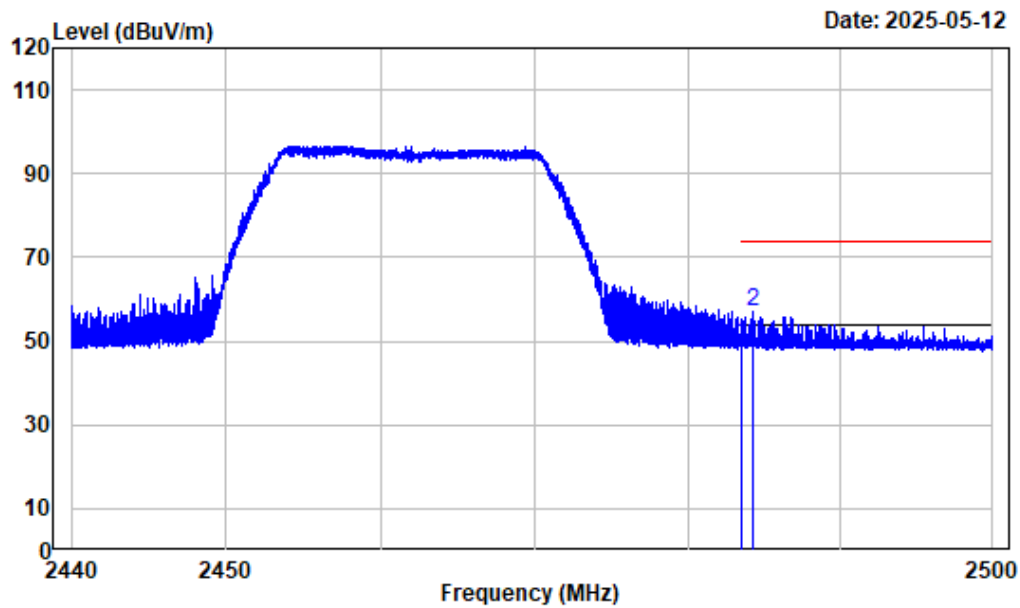
## Left Band edge\_Vertical\_Average\_802.11n-HT20



Condition : Vertical  
Project No. : 2501S34461E-RF  
Tester : Visen Wu  
Spectrum setting: Average reading: RBW:1MHz VBW:200Hz Detector:Peak  
Note : 2.4GWiFi\_N20\_2412

|   | Freq     | Factor | Read Level | Level  | Limit Line | Over Limit | Remark  |
|---|----------|--------|------------|--------|------------|------------|---------|
|   | MHz      | dB/m   | dBuV       | dBuV/m | dBuV/m     | dB         |         |
| 1 | 2389.960 | -10.98 | 51.72      | 40.74  | 54.00      | -13.26     | Average |
| 2 | 2390.000 | -10.98 | 51.67      | 40.69  | 54.00      | -13.31     | Average |

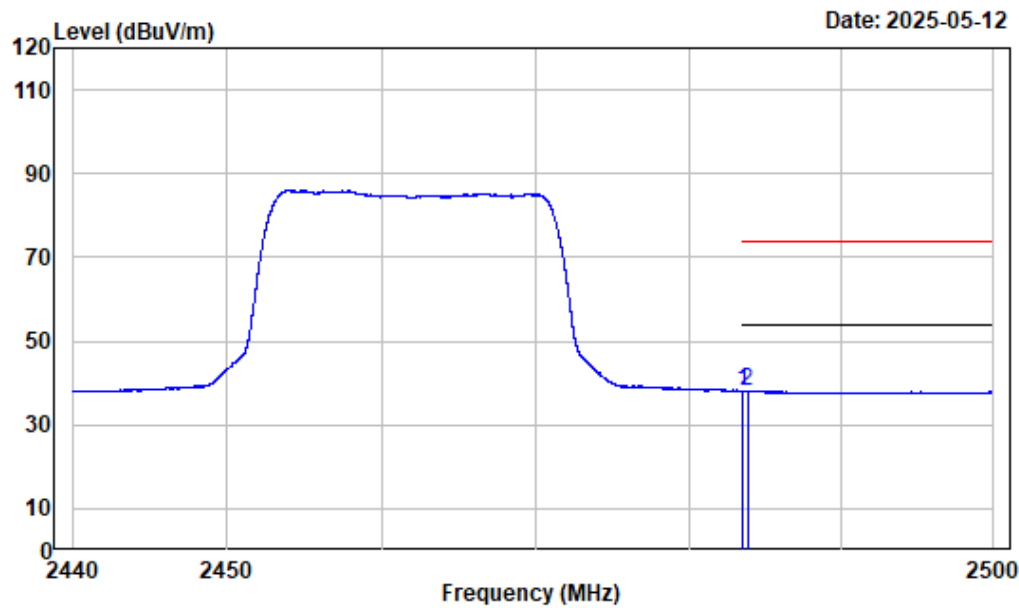
## Right Band edge\_Horizontal\_Peak\_802.11n-HT20



Condition : Horizontal  
Project No. : 2501S34461E-RF  
Tester : Visen Wu  
Spectrum setting: Peak reading: RBW:1MHz VBW:3MHz Detector:Peak  
Note : 2.4GWiFi\_N20\_2462

| Freq Factor |        | Read  |        | Limit  | Over   | Remark |
|-------------|--------|-------|--------|--------|--------|--------|
|             |        | Level | Level  | Line   | Limit  |        |
| MHz         | dB/m   | dBuV  | dBuV/m | dBuV/m | dB     |        |
| 1 2483.500  | -10.97 | 60.42 | 49.45  | 74.00  | -24.55 | Peak   |
| 2 2484.278  | -10.97 | 68.10 | 57.13  | 74.00  | -16.87 | Peak   |

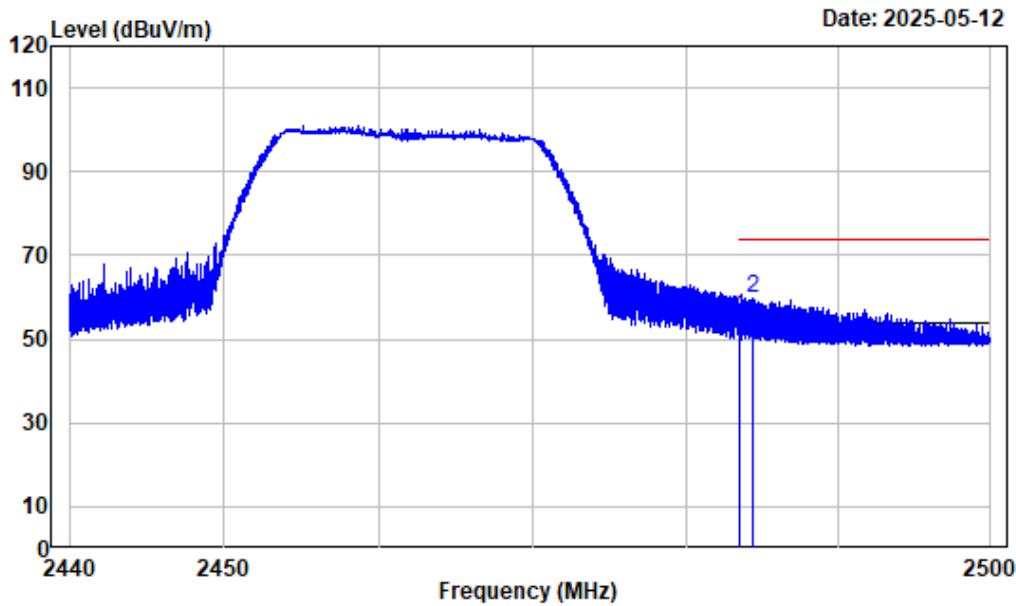
Right Band edge\_Horizontal\_Average\_802.11n-HT20



Condition : Horizontal  
Project No. : 2501S34461E-RF  
Tester : Visen Wu  
Spectrum setting: Average reading: RBW:1MHz VBW:200Hz Detector:Peak  
Note : 2.4GWiFi\_N20\_2462

| Freq Factor |          | Read Level |        | Limit Line | Over Limit | Remark         |
|-------------|----------|------------|--------|------------|------------|----------------|
| MHz         | dB/m     | dBuV       | dBuV/m | dBuV/m     | dB         |                |
| 1           | 2483.500 | -10.97     | 49.10  | 38.13      | 54.00      | -15.87 Average |
| 2           | 2483.821 | -10.97     | 49.19  | 38.22      | 54.00      | -15.78 Average |

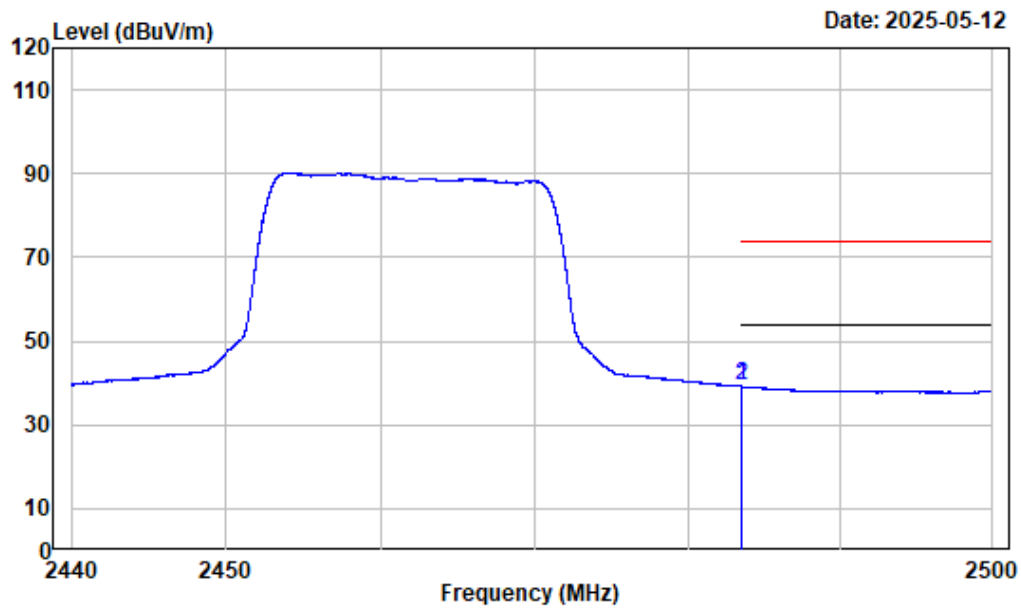
Right Band edge\_Vertical\_Peak\_802.11n-HT20



Condition : Vertical  
Project No. : 2501S34461E-RF  
Tester : Visen Wu  
Spectrum setting: Peak reading: RBW:1MHz VBW:3MHz Detector:Peak  
Note : 2.4GWiFi\_N20\_2462

| Freq Factor |          | Read Level |        | Limit Line | Over Limit | Remark      |
|-------------|----------|------------|--------|------------|------------|-------------|
| MHz         | dB/m     | dBuV       | dBUV/m | dBUV/m     | dB         |             |
| 1           | 2483.500 | -10.97     | 66.34  | 55.37      | 74.00      | -18.63 Peak |
| 2           | 2484.436 | -10.97     | 70.61  | 59.64      | 74.00      | -14.36 Peak |

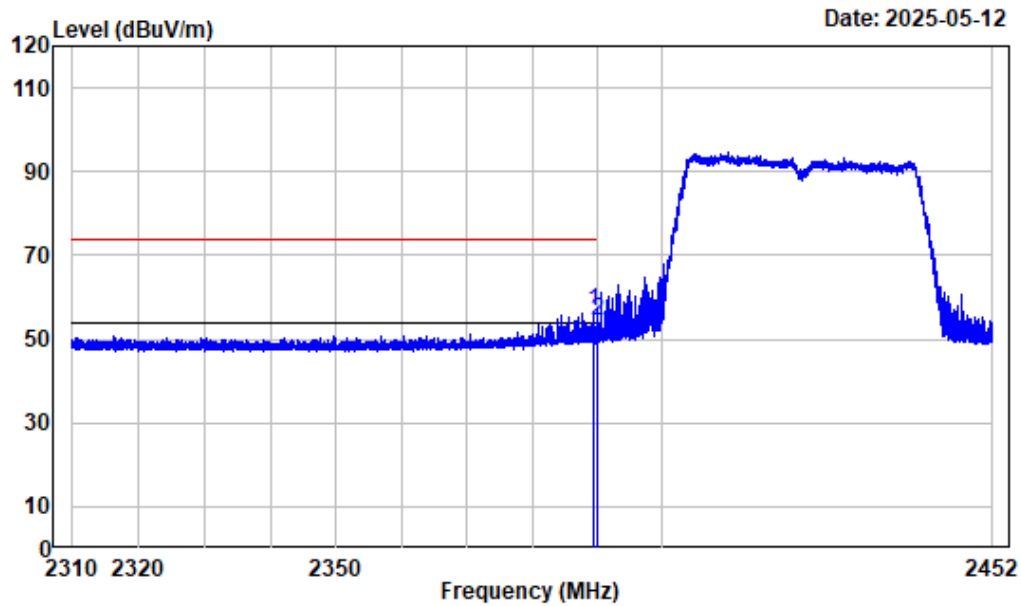
## Right Band edge\_Vertical\_Average\_802.11n-HT20



Condition : Vertical  
Project No. : 2501S34461E-RF  
Tester : Visen Wu  
Spectrum setting: Average reading: RBW:1MHz VBW:200Hz Detector:Peak  
Note : 2.4GWiFi\_N20\_2462

|   | Freq     | Factor | Read Level | Level  | Limit Line | Over Limit | Remark  |
|---|----------|--------|------------|--------|------------|------------|---------|
|   | MHz      | dB/m   | dBuV       | dBuV/m | dBuV/m     | dB         |         |
| 1 | 2483.500 | -10.97 | 50.25      | 39.28  | 54.00      | -14.72     | Average |
| 2 | 2483.500 | -10.97 | 50.25      | 39.28  | 54.00      | -14.72     | Average |

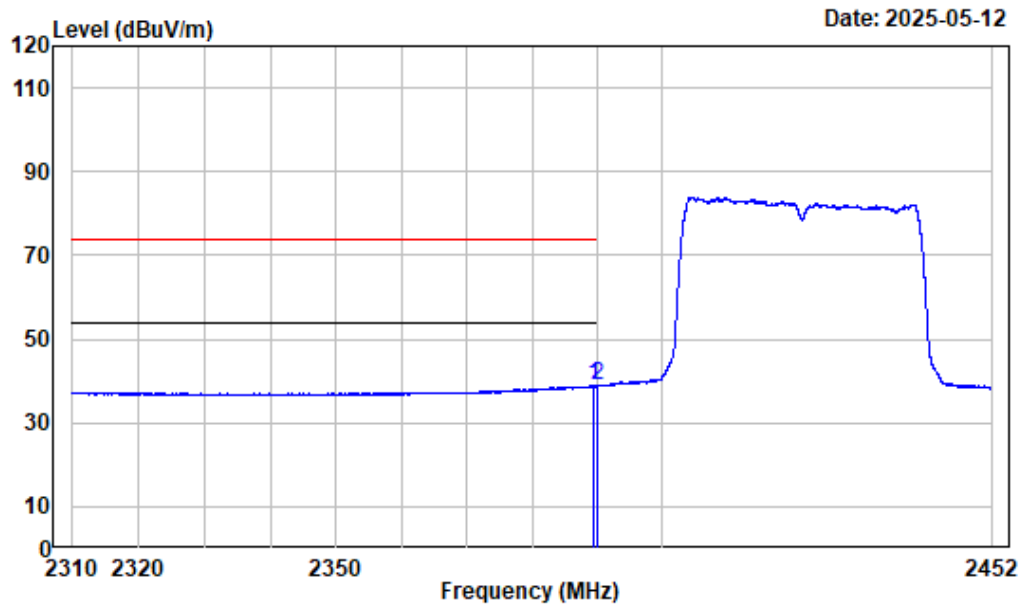
## Left Band edge\_Horizontal\_Peak\_802.11n-HT40



Condition : Horizontal  
Project No. : 2501S34461E-RF  
Tester : Visen Wu  
Spectrum setting: Peak reading: RBW:1MHz VBW:3MHz Detector:Peak  
Note : 2.4GWiFi\_N40\_2422

|   | Freq     | Factor | Read<br>Level | Level  | Limit<br>Line | Over<br>Limit | Remark |
|---|----------|--------|---------------|--------|---------------|---------------|--------|
|   | MHz      | dB/m   | dBuV          | dBuV/m | dBuV/m        | dB            |        |
| 1 | 2389.423 | -10.98 | 67.65         | 56.67  | 74.00         | -17.33        | Peak   |
| 2 | 2390.000 | -10.98 | 65.26         | 54.28  | 74.00         | -19.72        | Peak   |

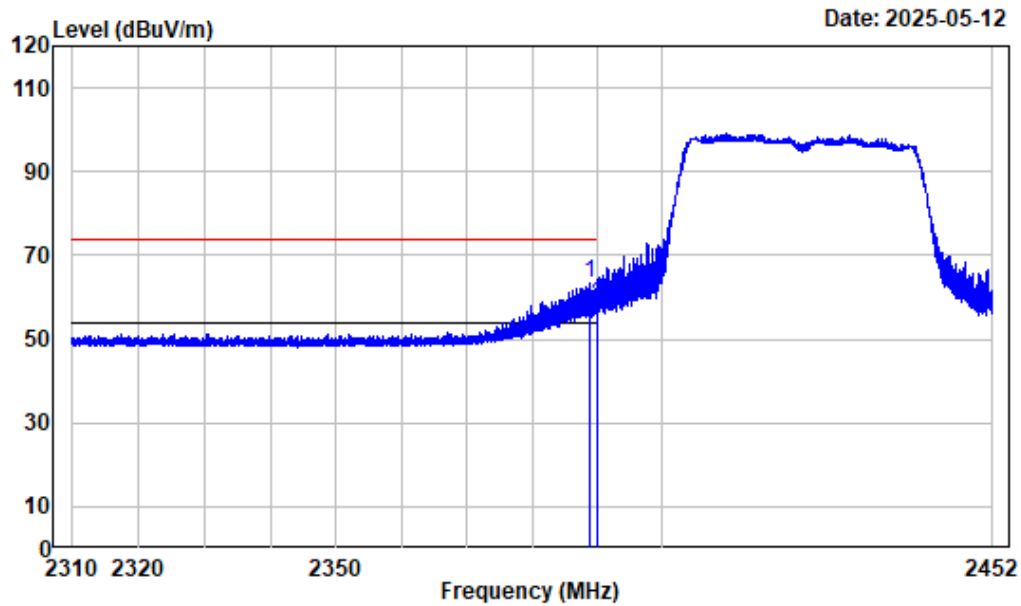
## Left Band edge\_Horizontal\_Average\_802.11n-HT40



Condition : Horizontal  
Project No. : 2501S34461E-RF  
Tester : Visen Wu  
Spectrum setting: Average reading: RBW:1MHz VBW:500Hz Detector:Peak  
Note : 2.4GWiFi\_N40\_2422

| Freq Factor |          | Read Level |        | Limit Line | Over Limit | Remark         |
|-------------|----------|------------|--------|------------|------------|----------------|
| MHz         | dB/m     | dBuV       | dBuV/m | dBuV/m     | dB         |                |
| 1           | 2389.494 | -10.98     | 49.91  | 38.93      | 54.00      | -15.07 Average |
| 2           | 2390.000 | -10.98     | 49.78  | 38.80      | 54.00      | -15.20 Average |

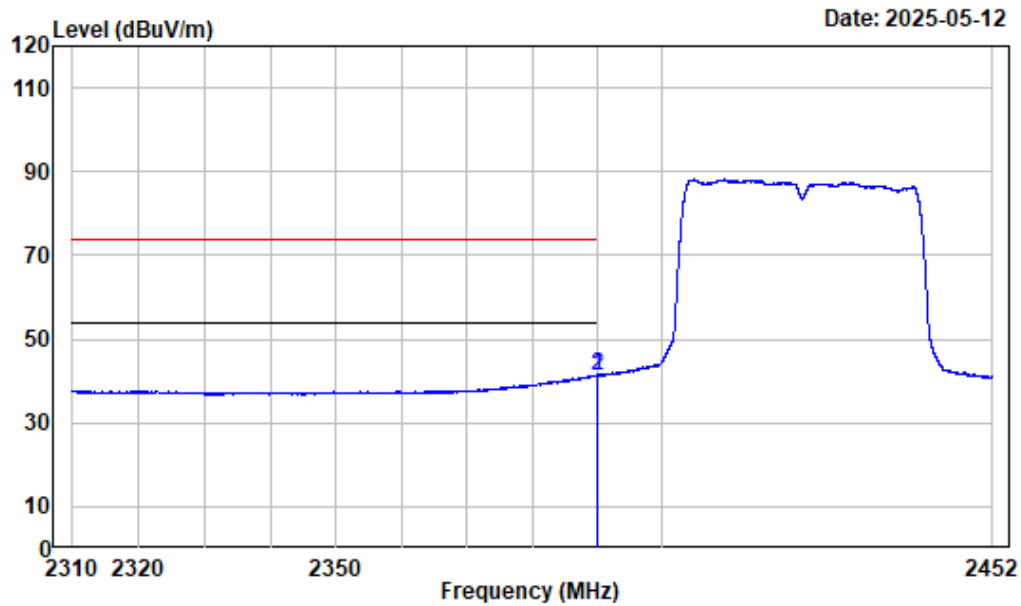
## Left Band edge\_Vertical\_Peak\_802.11n-HT40



Condition : Vertical  
Project No. : 2501S34461E-RF  
Tester : Visen Wu  
Spectrum setting: Peak reading: RBW:1MHz VBW:3MHz Detector:Peak  
Note : 2.4GWiFi\_N40\_2422

| Freq Factor |          | Read   |        | Limit  | Over  | Remark      |
|-------------|----------|--------|--------|--------|-------|-------------|
|             |          | Level  | Level  | Line   | Limit |             |
| MHz         | dB/m     | dBuV   | dBuV/m | dBuV/m | dB    |             |
| 1           | 2388.997 | -10.98 | 74.50  | 63.52  | 74.00 | -10.48 Peak |
| 2           | 2390.000 | -10.98 | 68.93  | 57.95  | 74.00 | -16.05 Peak |

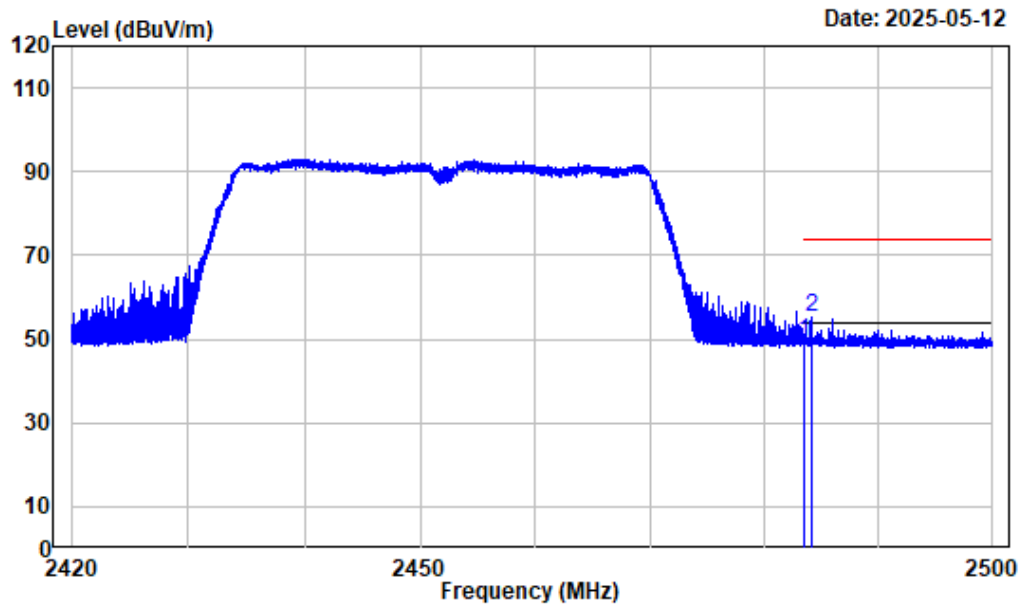
## Left Band edge\_Vertical\_Average\_802.11n-HT40



Condition : Vertical  
Project No. : 2501S34461E-RF  
Tester : Visen Wu  
Spectrum setting: Average reading: RBW:1MHz VBW:500Hz Detector:Peak  
Note : 2.4GWiFi\_N40\_2422

| Freq Factor |          | Read Level |        | Limit  | Over  | Remark         |
|-------------|----------|------------|--------|--------|-------|----------------|
| MHz         | dB/m     | dBuV       | dBuV/m | dBuV/m | dB    |                |
| 1           | 2389.938 | -10.98     | 52.33  | 41.35  | 54.00 | -12.65 Average |
| 2           | 2390.000 | -10.98     | 52.25  | 41.27  | 54.00 | -12.73 Average |

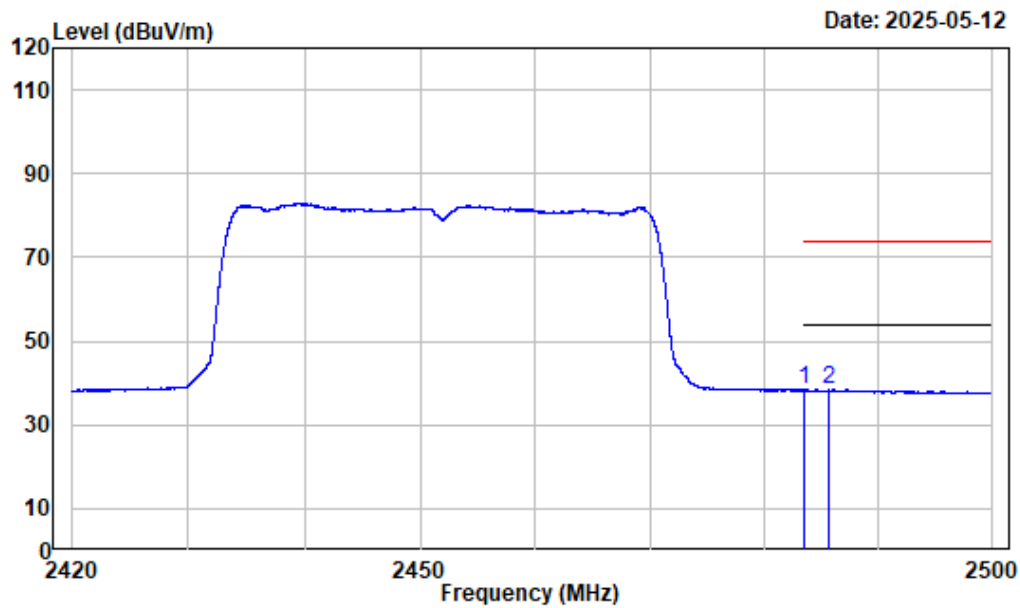
## Right Band edge\_Horizontal\_Peak\_802.11n-HT40



Condition : Horizontal  
Project No. : 2501S34461E-RF  
Tester : Visen Wu  
Spectrum setting: Peak reading: RBW:1MHz VBW:3MHz Detector:Peak  
Note : 2.4GWiFi\_N40\_2452

| Freq Factor |          | Read Level |        | Limit  | Over  | Remark      |
|-------------|----------|------------|--------|--------|-------|-------------|
| MHz         | dB/m     | dBuV       | dBuV/m | dBuV/m | dB    |             |
| 1           | 2483.500 | -10.97     | 60.53  | 49.56  | 74.00 | -24.44 Peak |
| 2           | 2484.158 | -10.97     | 66.17  | 55.20  | 74.00 | -18.80 Peak |

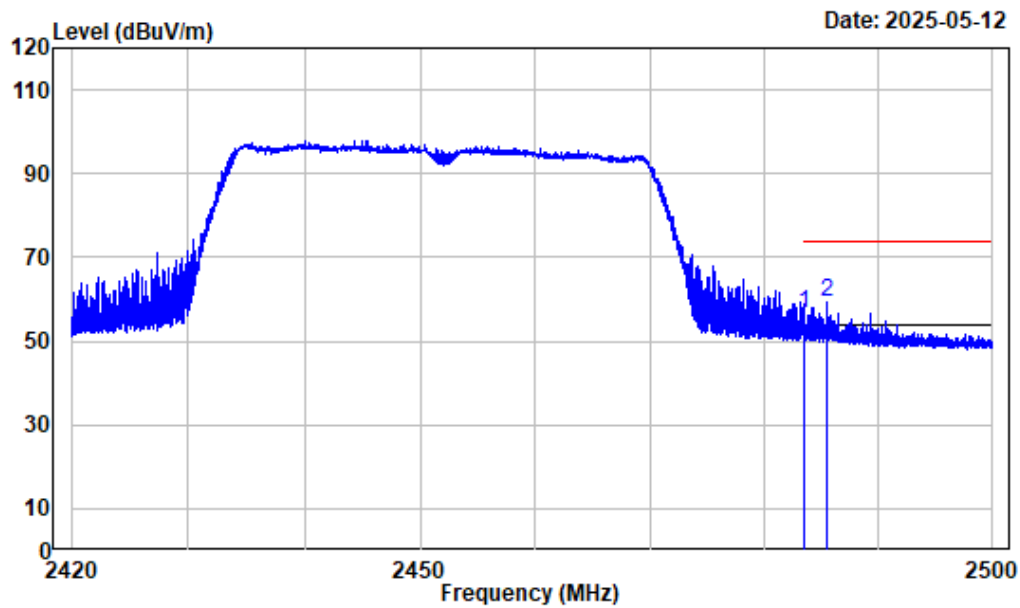
## Right Band edge\_Horizontal\_Average\_802.11n-HT40



Condition : Horizontal  
Project No. : 2501S34461E-RF  
Tester : Visen Wu  
Spectrum setting: Average reading: RBW:1MHz VBW:500Hz Detector:Peak  
Note : 2.4GWiFi\_N40\_2452

|   | Freq     | Factor | Read<br>Level | Level  | Limit<br>Line | Over<br>Limit | Remark  |
|---|----------|--------|---------------|--------|---------------|---------------|---------|
|   | MHz      | dB/m   | dBuV          | dBuV/m | dBuV/m        | dB            |         |
| 1 | 2483.500 | -10.97 | 49.29         | 38.32  | 54.00         | -15.68        | Average |
| 2 | 2485.598 | -10.97 | 49.33         | 38.36  | 54.00         | -15.64        | Average |

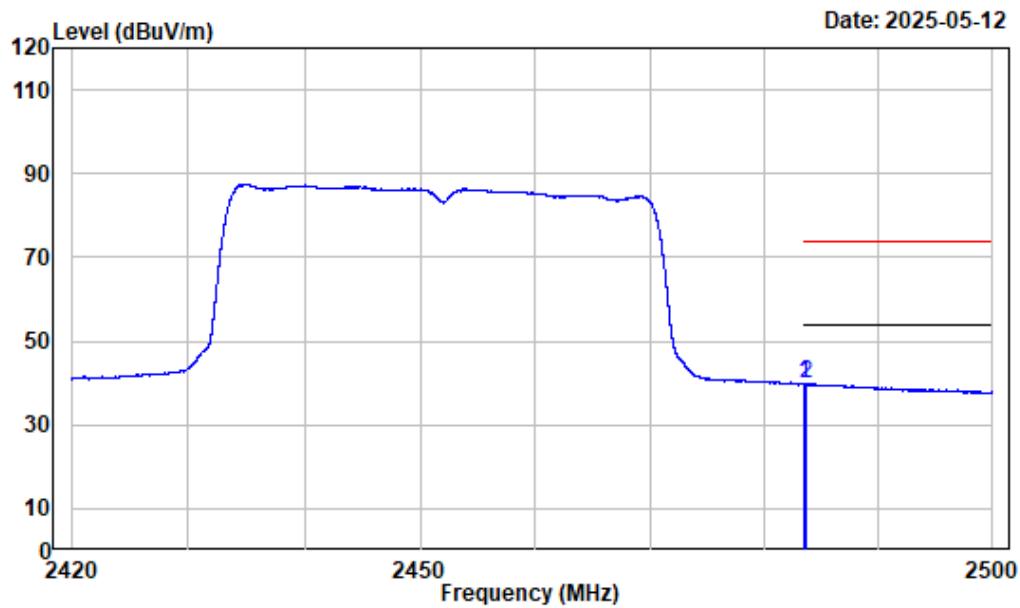
## Right Band edge\_Vertical\_Peak\_802.11n-HT40



Condition : Vertical  
Project No. : 2501S34461E-RF  
Tester : Visen Wu  
Spectrum setting: Peak reading: RBW:1MHz VBW:3MHz Detector:Peak  
Note : 2.4GWiFi\_N40\_2452

|   | Freq     | Factor | Read Level | Level  | Limit Line | Over Limit | Remark |
|---|----------|--------|------------|--------|------------|------------|--------|
|   | MHz      | dB/m   | dBuV       | dBuV/m | dBuV/m     | dB         |        |
| 1 | 2483.500 | -10.97 | 67.58      | 56.61  | 74.00      | -17.39     | Peak   |
| 2 | 2485.368 | -10.97 | 70.39      | 59.42  | 74.00      | -14.58     | Peak   |

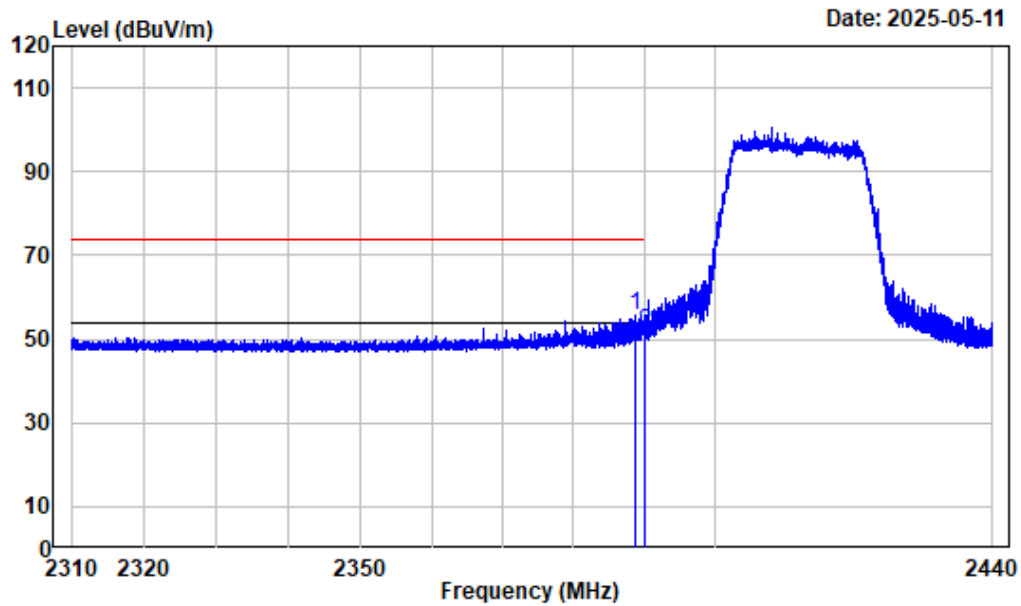
## Right Band edge\_Vertical\_Average\_802.11n-HT40



Condition : Vertical  
Project No. : 2501S34461E-RF  
Tester : Visen Wu  
Spectrum setting: Average reading: RBW:1MHz VBW:500Hz Detector:Peak  
Note : 2.4GWiFi\_N40\_2452

| Freq Factor |        | Read  | Limit  | Over   | Remark         |
|-------------|--------|-------|--------|--------|----------------|
|             |        | Level | Level  | Line   |                |
| MHz         | dB/m   | dBuV  | dBuV/m | dBuV/m | dB             |
| 1 2483.500  | -10.97 | 50.63 | 39.66  | 54.00  | -14.34 Average |
| 2 2483.668  | -10.97 | 50.80 | 39.83  | 54.00  | -14.17 Average |

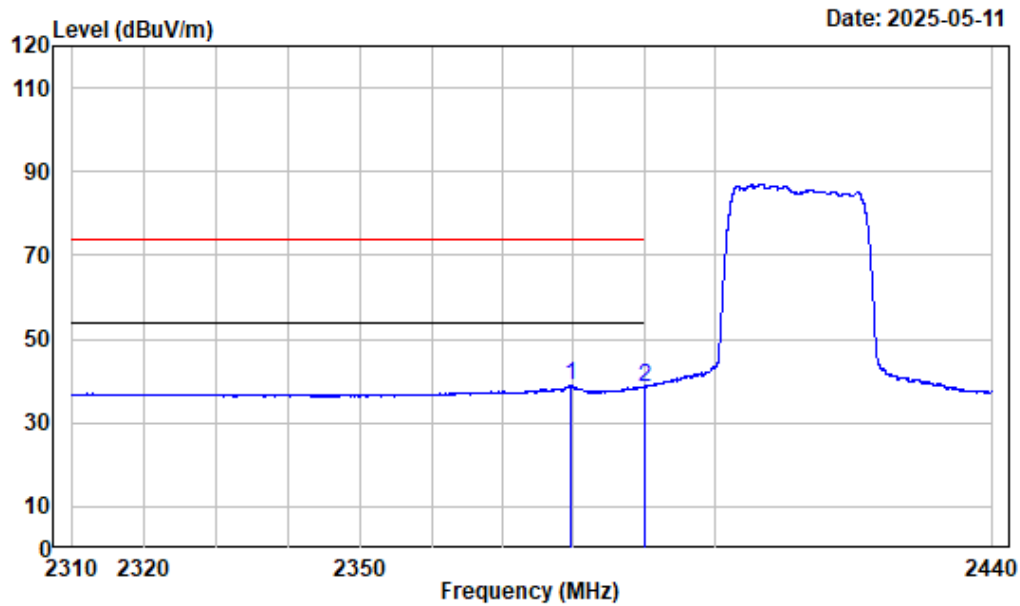
## Left Band edge\_Horizontal\_Peak\_802.11ax-HE20



Condition : Horizontal  
Project No. : 2501S34461E-RF  
Tester : Visen Wu  
Spectrum setting: Peak reading: RBW:1MHz VBW:3MHz Detector:Peak  
Note : 2.4GWiFi\_AX20\_2412

|   | Freq     | Factor | Read Level | Level  | Limit Line | Over Limit | Remark |
|---|----------|--------|------------|--------|------------|------------|--------|
|   | MHz      | dB/m   | dBuV       | dBuV/m | dBuV/m     | dB         |        |
| 1 | 2388.855 | -10.98 | 66.72      | 55.74  | 74.00      | -18.26     | Peak   |
| 2 | 2390.000 | -10.98 | 62.57      | 51.59  | 74.00      | -22.41     | Peak   |

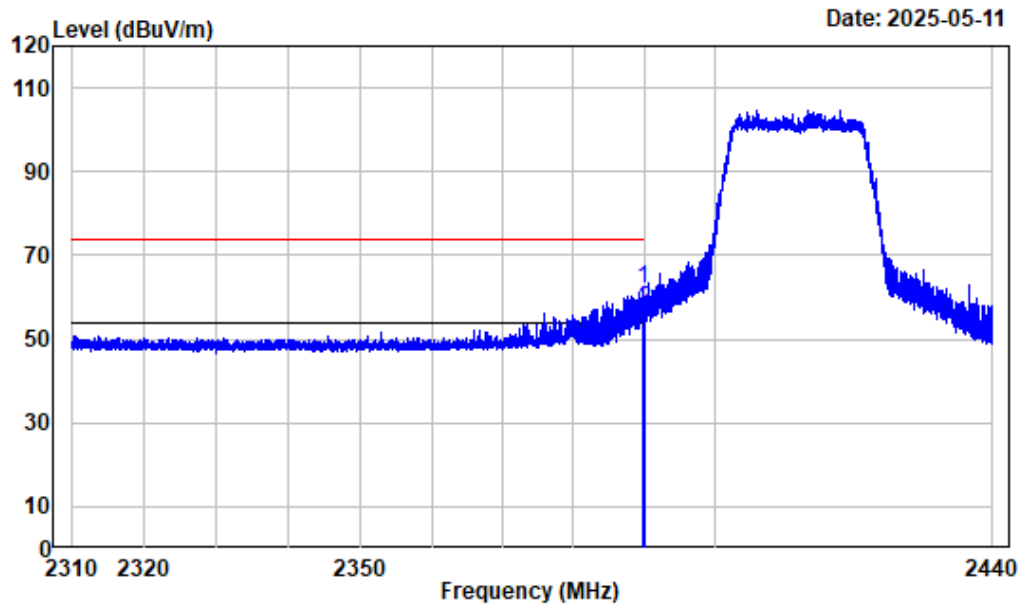
## Left Band edge\_Horizontal\_Average\_802.11ax-HE20



Condition : Horizontal  
Project No. : 2501S34461E-RF  
Tester : Visen Wu  
Spectrum setting: Average reading: RBW:1MHz VBW:300Hz Detector:Peak  
Note : 2.4GWiFi\_AX20\_2412

|   | Freq Factor |        | Read  |        | Limit  | Over   | Remark  |
|---|-------------|--------|-------|--------|--------|--------|---------|
|   | MHz         | dB/m   | Level | Level  | Line   | Limit  |         |
|   | MHz         | dB/m   | dBuV  | dBuV/m | dBuV/m | dB     |         |
| 1 | 2379.559    | -10.96 | 49.93 | 38.97  | 54.00  | -15.03 | Average |
| 2 | 2390.000    | -10.98 | 49.67 | 38.69  | 54.00  | -15.31 | Average |

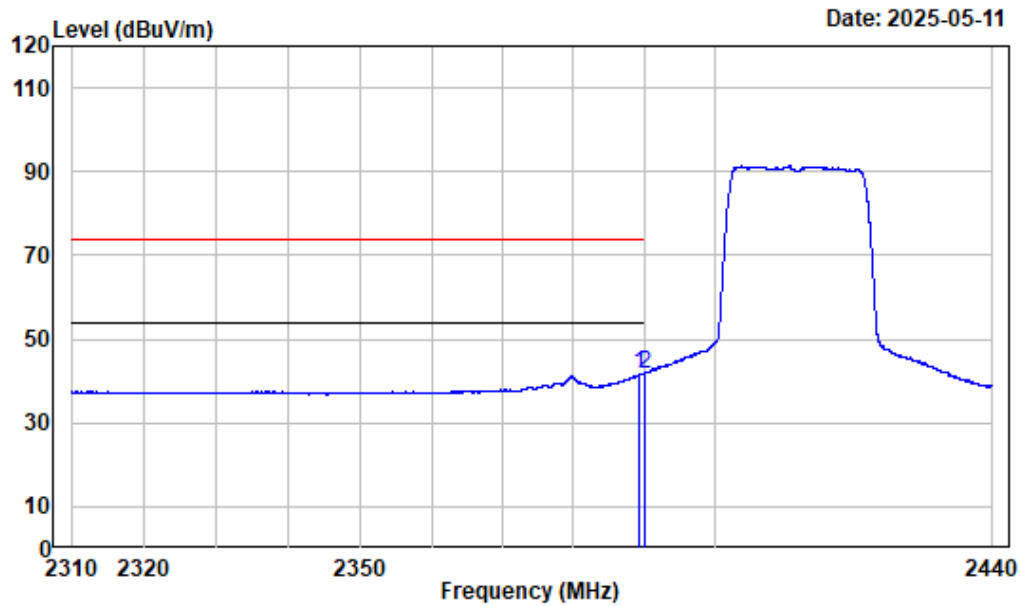
## Left Band edge\_Vertical\_Peak\_802.11ax-HE20



Condition : Vertical  
Project No. : 2501S34461E-RF  
Tester : Visen Wu  
Spectrum setting: Peak reading: RBW:1MHz VBW:3MHz Detector:Peak  
Note : 2.4GWiFi\_AX20\_2412

|   | Freq Factor |        | Read  |        | Limit  | Over   | Remark |
|---|-------------|--------|-------|--------|--------|--------|--------|
|   |             |        | Level | Level  |        |        |        |
|   | MHz         | dB/m   | dBuV  | dBuV/m | dBuV/m | dB     |        |
| 1 | 2389.911    | -10.98 | 73.18 | 62.20  | 74.00  | -11.80 | Peak   |
| 2 | 2390.000    | -10.98 | 68.17 | 57.19  | 74.00  | -16.81 | Peak   |

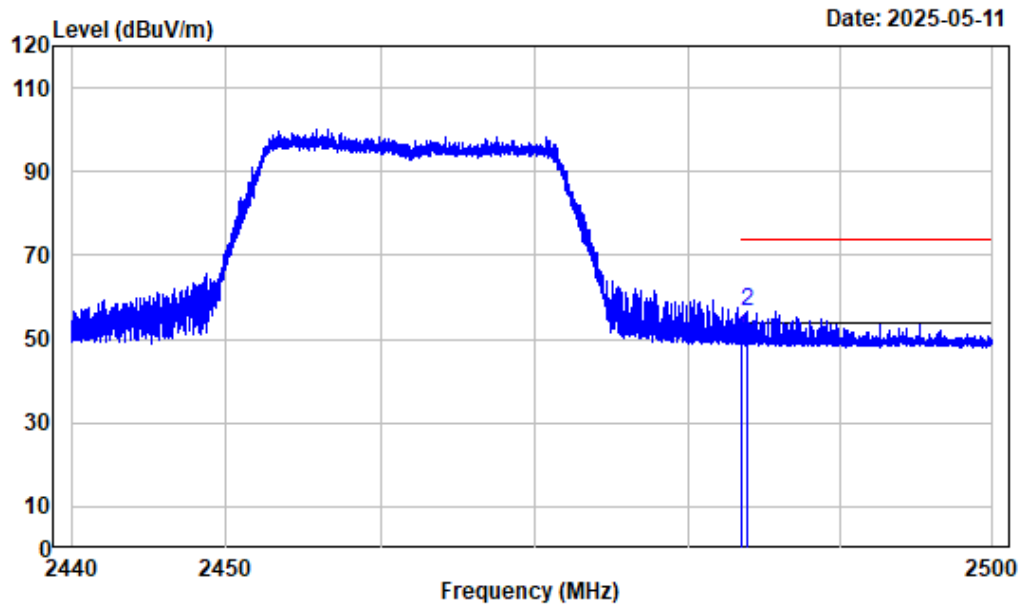
## Left Band edge\_Vertical\_Average\_802.11ax-HE20



Condition : Vertical  
Project No. : 2501S34461E-RF  
Tester : Visen Wu  
Spectrum setting: Average reading: RBW:1MHz VBW:300Hz Detector:Peak  
Note : 2.4GWiFi\_AX20\_2412

| Freq Factor |          | Read Level |        | Limit Line | Over Limit | Remark         |
|-------------|----------|------------|--------|------------|------------|----------------|
| MHz         | dB/m     | dBuV       | dBuV/m | dBuV/m     | dB         |                |
| 1           | 2389.310 | -10.98     | 52.68  | 41.70      | 54.00      | -12.30 Average |
| 2           | 2390.000 | -10.98     | 52.58  | 41.60      | 54.00      | -12.40 Average |

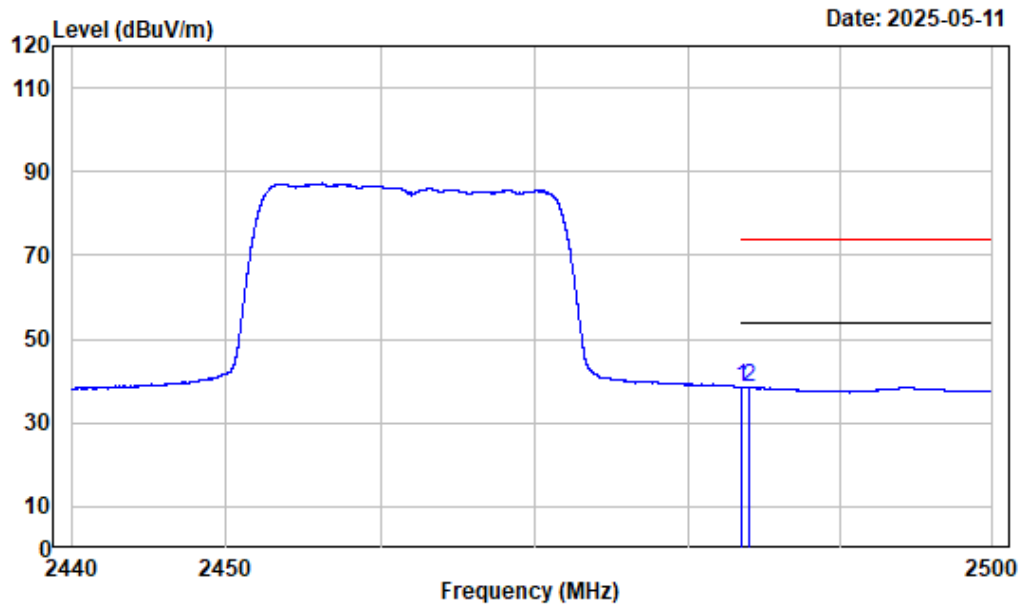
## Right Band edge\_Horizontal\_Peak\_802.11ax-HE20



Condition : Horizontal  
Project No. : 2501S34461E-RF  
Tester : Visen Wu  
Spectrum setting: Peak reading: RBW:1MHz VBW:3MHz Detector:Peak  
Note : 2.4GWiFi\_AX20\_2462

| Freq Factor |        | Read  |        | Limit  | Over   | Remark |
|-------------|--------|-------|--------|--------|--------|--------|
|             |        | Level | Level  | Line   | Limit  |        |
| MHz         | dB/m   | dBuV  | dBuV/m | dBuV/m | dB     |        |
| 1 2483.500  | -10.97 | 61.06 | 50.09  | 74.00  | -23.91 | Peak   |
| 2 2483.865  | -10.97 | 67.65 | 56.68  | 74.00  | -17.32 | Peak   |

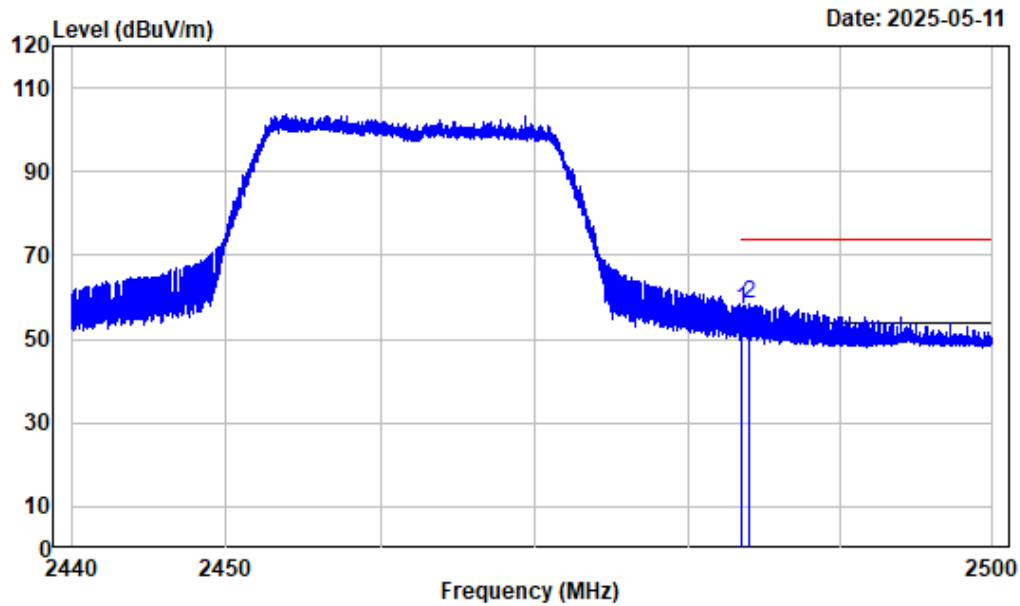
## Right Band edge\_Horizontal\_Average\_802.11ax-HE20



Condition : Horizontal  
Project No. : 2501S34461E-RF  
Tester : Visen Wu  
Spectrum setting: Average reading: RBW:1MHz VBW:300Hz Detector:Peak  
Note : 2.4GWiFi\_AX20\_2462

|   | Freq Factor |        | Read  |        | Limit  | Over   | Remark  |
|---|-------------|--------|-------|--------|--------|--------|---------|
|   |             |        | Level | Level  | Line   | Limit  |         |
|   | MHz         | dB/m   | dBuV  | dBuV/m | dBuV/m | dB     |         |
| 1 | 2483.500    | -10.97 | 49.51 | 38.54  | 54.00  | -15.46 | Average |
| 2 | 2484.038    | -10.97 | 49.52 | 38.55  | 54.00  | -15.45 | Average |

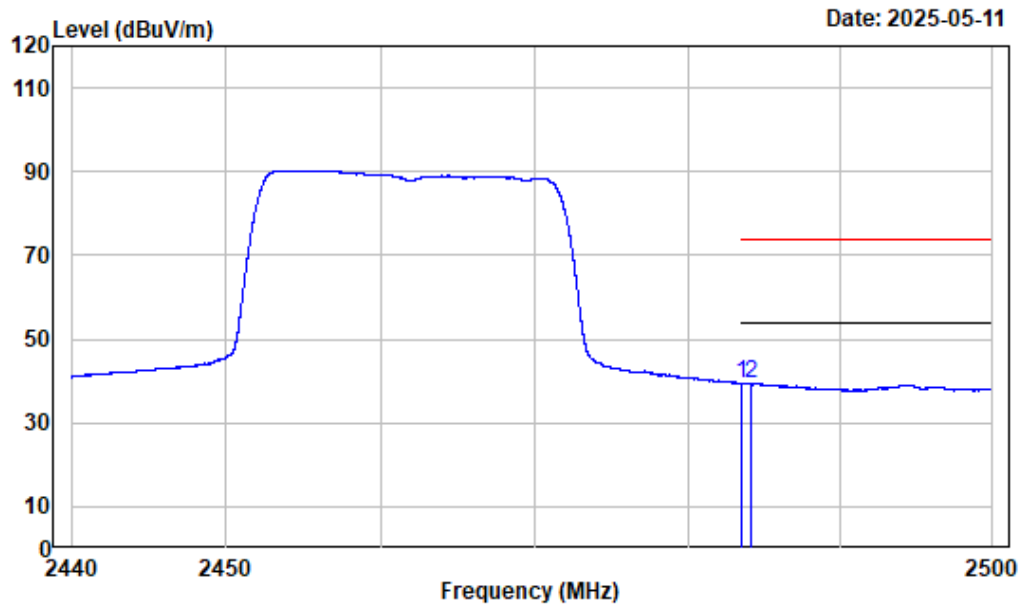
## Right Band edge\_Vertical\_Peak\_802.11ax-HE20



Condition : Vertical  
Project No. : 2501S34461E-RF  
Tester : Visen Wu  
Spectrum setting: Peak reading: RBW:1MHz VBW:3MHz Detector:Peak  
Note : 2.4GWiFi\_AX20\_2462

| Freq Factor |        | Read  |        | Limit  | Over   | Remark |
|-------------|--------|-------|--------|--------|--------|--------|
|             |        | Level | Level  | Line   | Limit  |        |
| MHz         | dB/m   | dBuV  | dBuV/m | dBuV/m | dB     |        |
| 1 2483.500  | -10.97 | 68.03 | 57.06  | 74.00  | -16.94 | Peak   |
| 2 2484.023  | -10.97 | 69.22 | 58.25  | 74.00  | -15.75 | Peak   |

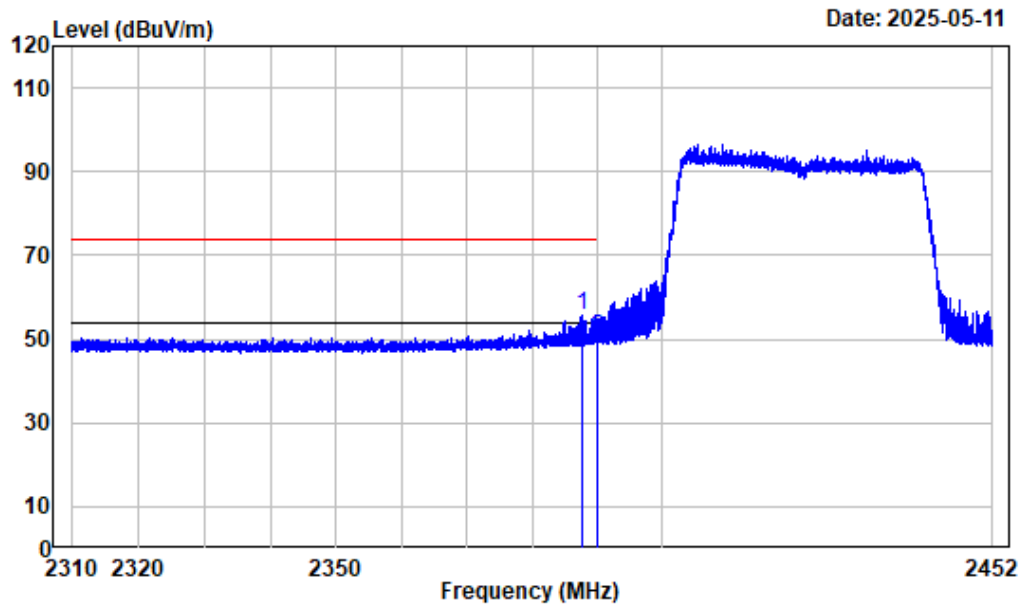
## Right Band edge\_Vertical\_Average\_802.11ax-HE20



Condition : Vertical  
Project No. : 2501S34461E-RF  
Tester : Visen Wu  
Spectrum setting: Average reading: RBW:1MHz VBW:300Hz Detector:Peak  
Note : 2.4GWiFi\_AX20\_2462

| Freq Factor |        | Read  | Limit  | Over   | Remark         |
|-------------|--------|-------|--------|--------|----------------|
|             |        | Level | Level  | Line   |                |
| MHz         | dB/m   | dBuV  | dBuV/m | dBuV/m | dB             |
| 1 2483.500  | -10.97 | 50.40 | 39.43  | 54.00  | -14.57 Average |
| 2 2484.113  | -10.97 | 50.47 | 39.50  | 54.00  | -14.50 Average |

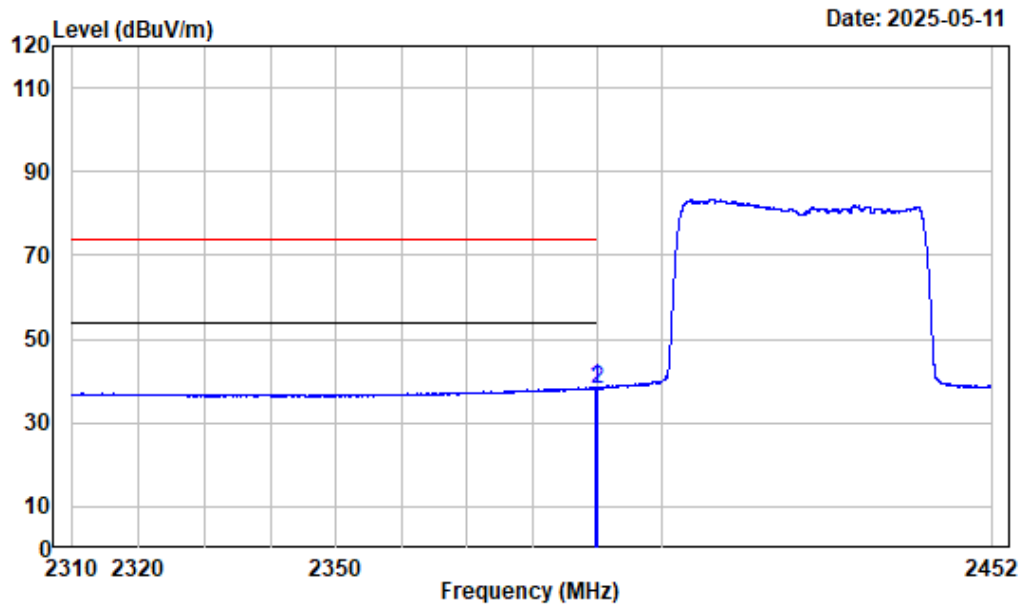
## Left Band edge\_Horizontal\_Peak\_802.11ax-HE40



Condition : Horizontal  
Project No. : 2501S34461E-RF  
Tester : Visen Wu  
Spectrum setting: Peak reading: RBW:1MHz VBW:3MHz Detector:Peak  
Note : 2.4GWiFi\_AX40\_2422

|   | Freq Factor |        | Read  |        | Limit  | Over   | Remark |
|---|-------------|--------|-------|--------|--------|--------|--------|
|   |             |        | Level | Level  | Line   | Limit  |        |
|   | MHz         | dB/m   | dBuV  | dBuV/m | dBuV/m | dB     |        |
| 1 | 2387.844    | -10.98 | 66.64 | 55.66  | 74.00  | -18.34 | Peak   |
| 2 | 2390.000    | -10.98 | 61.35 | 50.37  | 74.00  | -23.63 | Peak   |

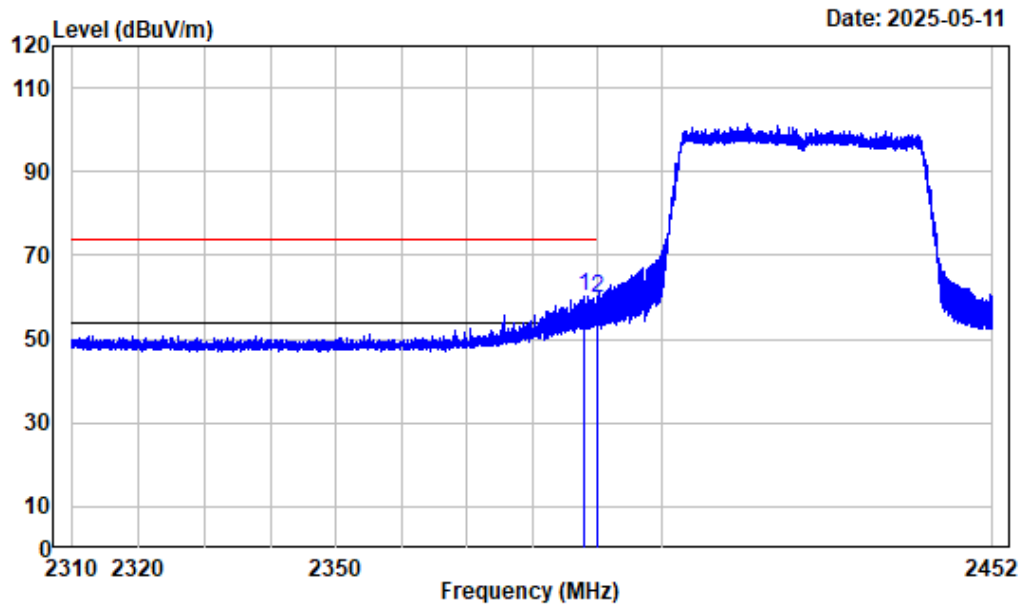
## Left Band edge\_Horizontal\_Average\_802.11ax-HTEW40



Condition : Horizontal  
Project No. : 2501S34461E-RF  
Tester : Visen Wu  
Spectrum setting: Average reading: RBW:1MHz VBW:300Hz Detector:Peak  
Note : 2.4GWiFi\_AX40\_2422

|   | Freq     | Factor | Read<br>Level | Level  | Limit<br>Line | Over<br>Limit | Remark  |
|---|----------|--------|---------------|--------|---------------|---------------|---------|
|   | MHz      | dB/m   | dBuV          | dBuV/m | dBuV/m        | dB            |         |
| 1 | 2389.708 | -10.98 | 49.40         | 38.42  | 54.00         | -15.58        | Average |
| 2 | 2390.000 | -10.98 | 49.24         | 38.26  | 54.00         | -15.74        | Average |

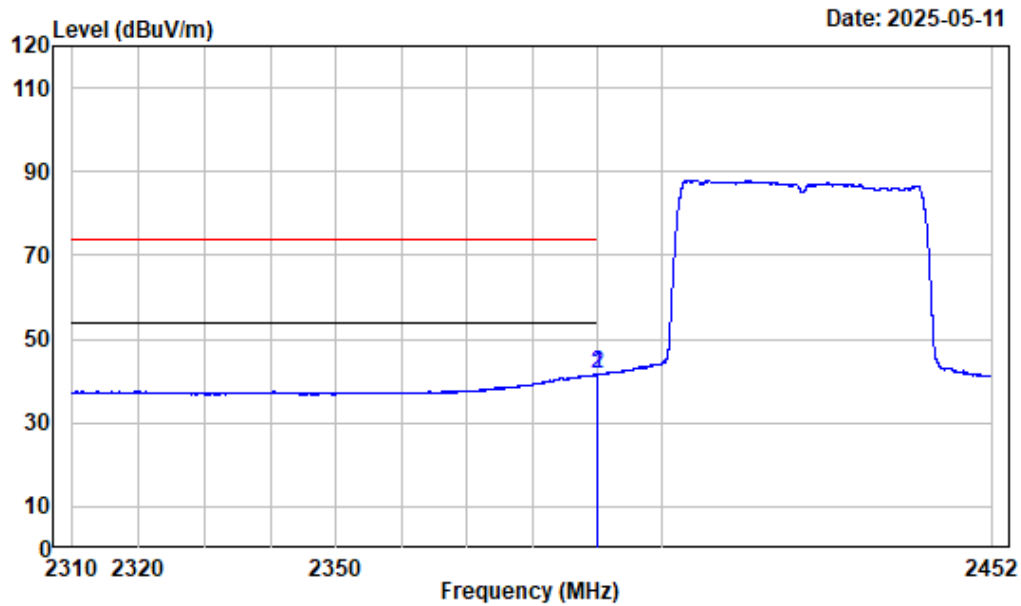
## Left Band edge\_Vertical\_Peak\_802.11ax-HE40



Condition : Vertical  
Project No. : 2501S34461E-RF  
Tester : Visen Wu  
Spectrum setting: Peak reading: RBW:1MHz VBW:3MHz Detector:Peak  
Note : 2.4GWiFi\_AX40\_2422

|   | Freq     | Factor | Read Level | Level  | Limit Line | Over Limit | Remark |
|---|----------|--------|------------|--------|------------|------------|--------|
|   | MHz      | dB/m   | dBuV       | dBuV/m | dBuV/m     | dB         |        |
| 1 | 2388.074 | -10.98 | 71.37      | 60.39  | 74.00      | -13.61     | Peak   |
| 2 | 2390.000 | -10.98 | 70.73      | 59.75  | 74.00      | -14.25     | Peak   |

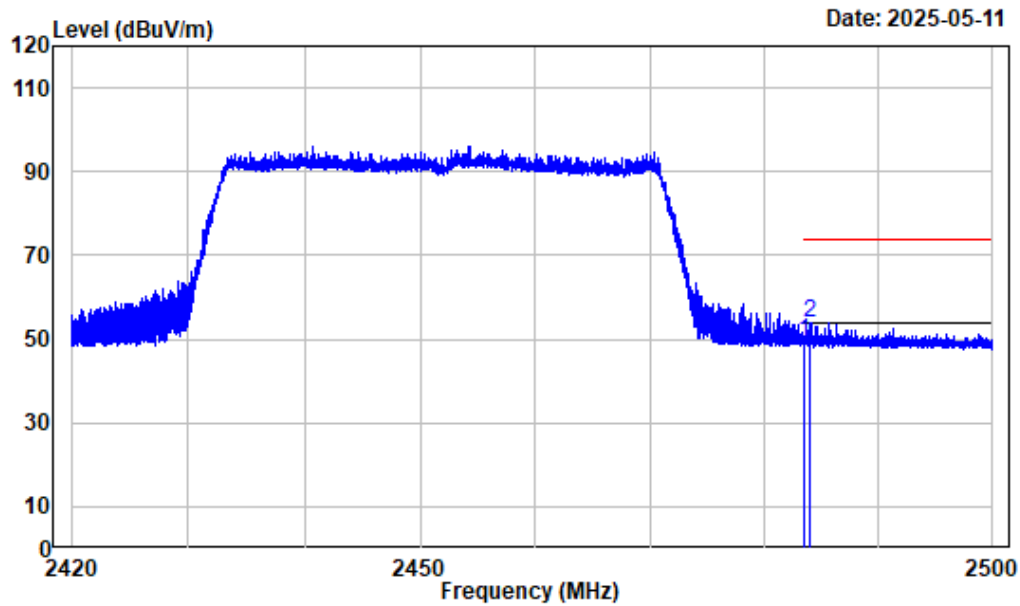
## Left Band edge\_Vertical\_Average\_802.11ax-HE40



Condition : Vertical  
Project No. : 2501S34461E-RF  
Tester : Visen Wu  
Spectrum setting: Average reading: RBW:1MHz VBW:300Hz Detector:Peak  
Note : 2.4GWiFi\_AX40\_2422

| Freq Factor |          | Read Level |        | Limit Line | Over Limit | Remark         |
|-------------|----------|------------|--------|------------|------------|----------------|
| MHz         | dB/m     | dBuV       | dBuV/m | dBuV/m     | dB         |                |
| 1           | 2389.920 | -10.98     | 52.58  | 41.60      | 54.00      | -12.40 Average |
| 2           | 2390.000 | -10.98     | 52.44  | 41.46      | 54.00      | -12.54 Average |

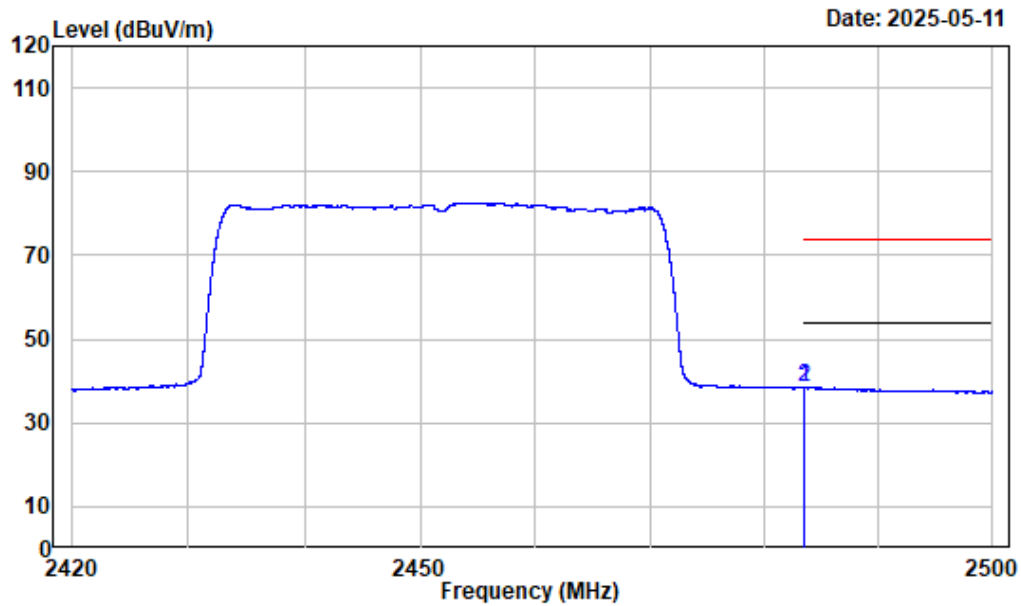
## Right Band edge\_Horizontal\_Peak\_802.11ax-HE40



Condition : Horizontal  
Project No. : 2501S34461E-RF  
Tester : Visen Wu  
Spectrum setting: Peak reading: RBW:1MHz VBW:3MHz Detector:Peak  
Note : 2.4GWiFi\_AX40\_2452

| Freq Factor |          | Read Level |        | Limit  | Over  | Remark      |
|-------------|----------|------------|--------|--------|-------|-------------|
| MHz         | dB/m     | dBuV       | dBuV/m | dBuV/m | dB    |             |
| 1           | 2483.500 | -10.97     | 60.42  | 49.45  | 74.00 | -24.55 Peak |
| 2           | 2483.888 | -10.97     | 64.91  | 53.94  | 74.00 | -20.06 Peak |

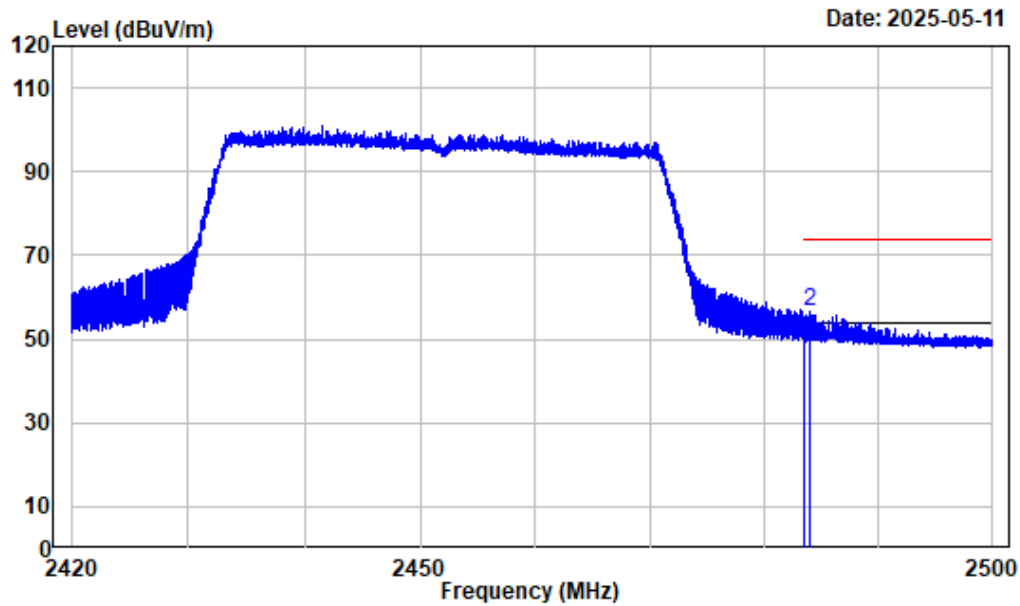
## Right Band edge\_Horizontal\_Average\_802.11ax-HE40



Condition : Horizontal  
Project No. : 2501S34461E-RF  
Tester : Visen Wu  
Spectrum setting: Average reading: RBW:1MHz VBW:300Hz Detector:Peak  
Note : 2.4GWiFi\_AX40\_2452

|   | Freq Factor |        | Read Level |        | Limit | Over   | Remark  |
|---|-------------|--------|------------|--------|-------|--------|---------|
|   | MHz         | dB/m   | dBuV       | dBuV/m | Line  | Limit  |         |
| 1 | 2483.500    | -10.97 | 49.49      | 38.52  | 54.00 | -15.48 | Average |
| 2 | 2483.500    | -10.97 | 49.49      | 38.52  | 54.00 | -15.48 | Average |

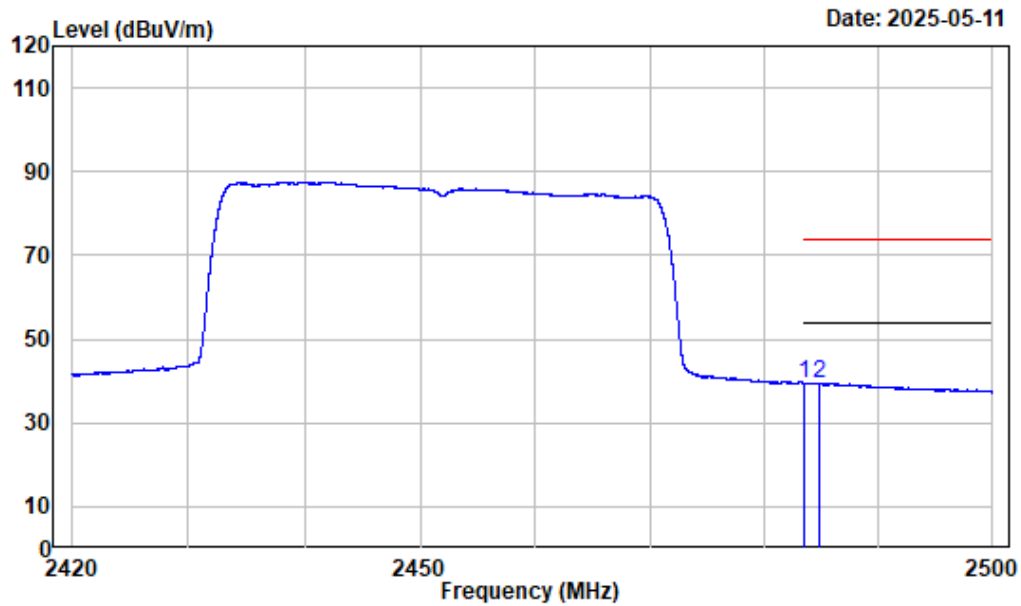
## Right Band edge\_Vertical\_Peak\_802.11ax-HE40



Condition : Vertical  
Project No. : 2501S34461E-RF  
Tester : Visen Wu  
Spectrum setting: Peak reading: RBW:1MHz VBW:3MHz Detector:Peak  
Note : 2.4GWiFi\_AX40\_2452

| Freq Factor |          | Read Level |        | Limit  | Over  | Remark      |
|-------------|----------|------------|--------|--------|-------|-------------|
| MHz         | dB/m     | dBuV       | dBuV/m | dBuV/m | dB    |             |
| 1           | 2483.500 | -10.97     | 61.32  | 50.35  | 74.00 | -23.65 Peak |
| 2           | 2483.968 | -10.97     | 67.66  | 56.69  | 74.00 | -17.31 Peak |

## Right Band edge\_Vertical\_Average\_802.11ax-HE40

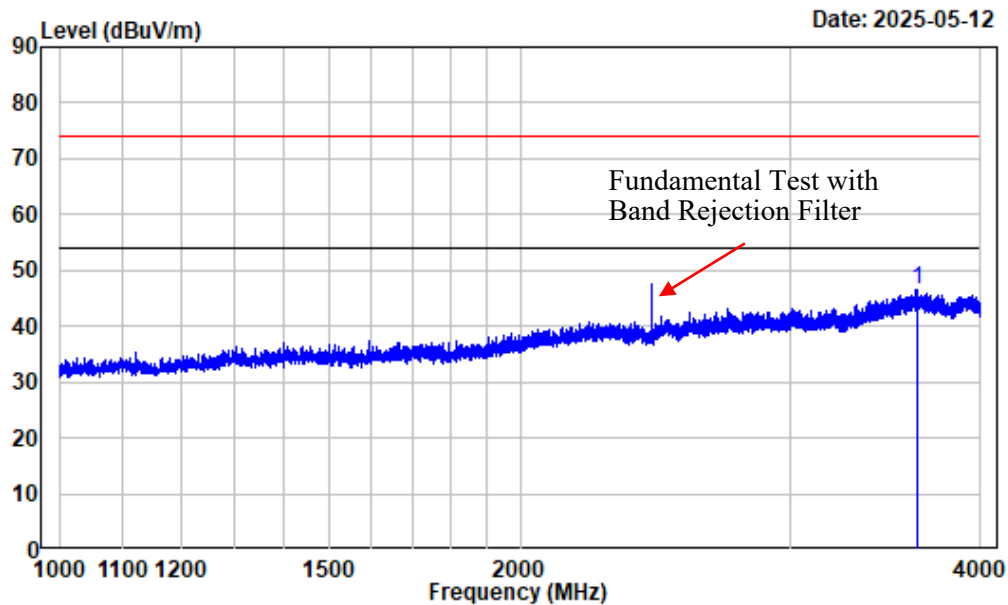


Condition : Vertical  
Project No. : 2501S34461E-RF  
Tester : Visen Wu  
Spectrum setting: Average reading: RBW:1MHz VBW:300Hz Detector:Peak  
Note : 2.4GWiFi\_AX40\_2452

| Freq Factor |        | Read Level |        | Limit Line | Over Limit | Remark  |
|-------------|--------|------------|--------|------------|------------|---------|
| MHz         | dB/m   | dBuV       | dBUV/m | dBUV/m     | dB         |         |
| 1 2483.500  | -10.97 | 50.31      | 39.34  | 54.00      | -14.66     | Average |
| 2 2484.788  | -10.97 | 50.50      | 39.53  | 54.00      | -14.47     | Average |

**1-18GHz (Listed with the worst harmonic margin test plot)**

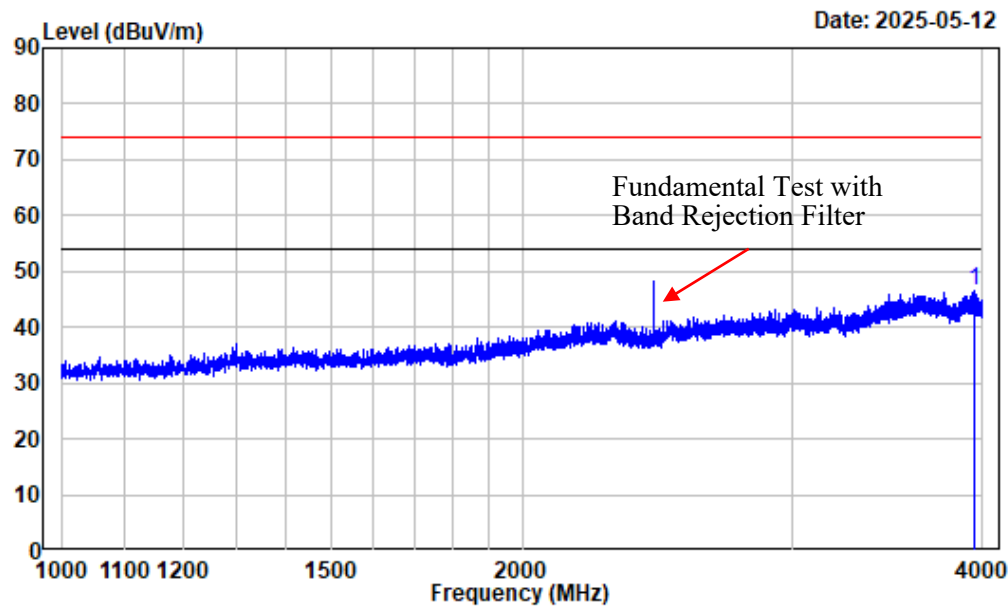
1-4GHz\_Horizontal\_802.11b



Condition : Horizontal  
Project No. : 2501S34461E-RF  
Tester : Visen Wu  
Spectrum setting: Peak reading: RBW:1MHz VBW:3MHz Detector:Peak  
Note : 2.4GWiFi\_B\_2437

|   | Freq     | Factor | Read  |        | Limit  | Over   | Remark |
|---|----------|--------|-------|--------|--------|--------|--------|
|   |          |        | Level | Level  | Line   | Limit  |        |
|   | MHz      | dB/m   | dBuV  | dBuV/m | dBuV/m | dB     |        |
| 1 | 3634.329 | -9.90  | 56.58 | 46.68  | 74.00  | -27.32 | Peak   |

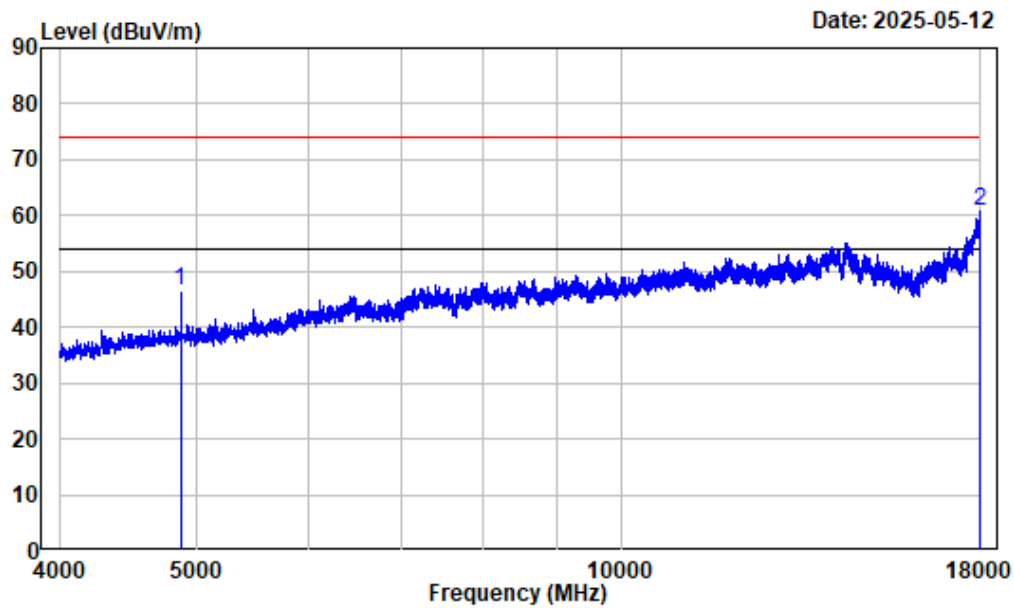
1-4GHz\_Vertical\_802.11b



Condition : Vertical  
Project No. : 2501S34461E-RF  
Tester : Visen Wu  
Spectrum setting: Peak reading: RBW:1MHz VBW:3MHz Detector:Peak  
Note : 2.4GWiFi\_B\_2437

| Freq Factor |          | Read Level |        | Limit Line | Over Limit | Remark      |
|-------------|----------|------------|--------|------------|------------|-------------|
| MHz         | dB/m     | dBuV       | dBuV/m | dBuV/m     | dB         |             |
| 1           | 3946.368 | -9.36      | 56.02  | 46.66      | 74.00      | -27.34 Peak |

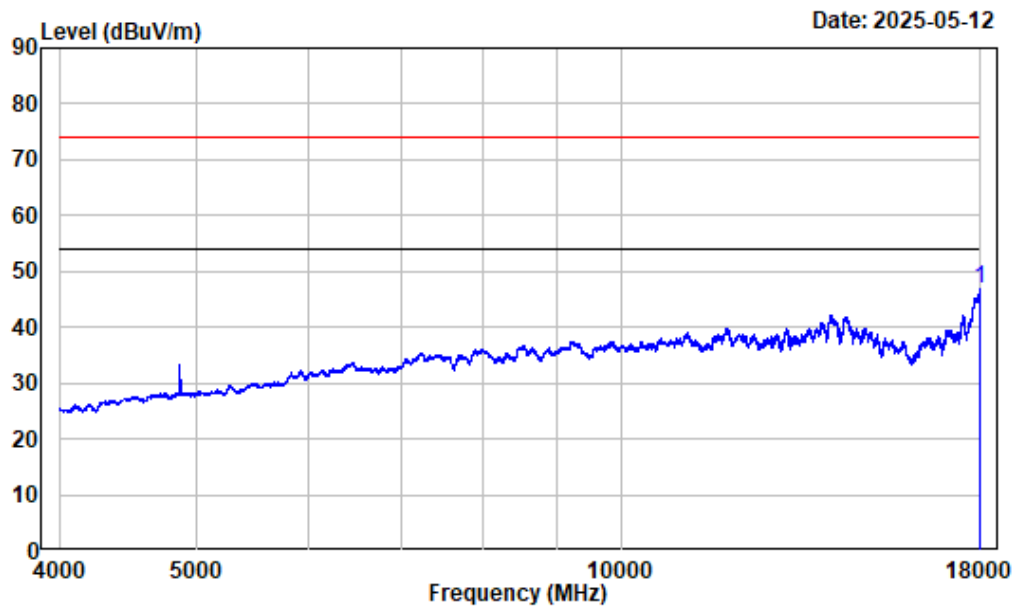
## 4-18GHz\_Horizontal\_Peak\_802.11b



Condition : Horizontal  
Project No. : 2501S34461E-RF  
Tester : Visen Wu  
Spectrum setting: Peak reading: RBW:1MHz VBW:3MHz Detector:Peak  
Note : 2.4GWiFi\_B\_2437

| Freq Factor |       | Read Level |        | Limit  | Over   | Remark |
|-------------|-------|------------|--------|--------|--------|--------|
| MHz         | dB/m  | dBuV       | dBuV/m | dBuV/m | dB     |        |
| 1 4874.000  | -7.61 | 54.06      | 46.45  | 74.00  | -27.55 | Peak   |
| 2 17996.500 | 13.19 | 47.74      | 60.93  | 74.00  | -13.07 | Peak   |

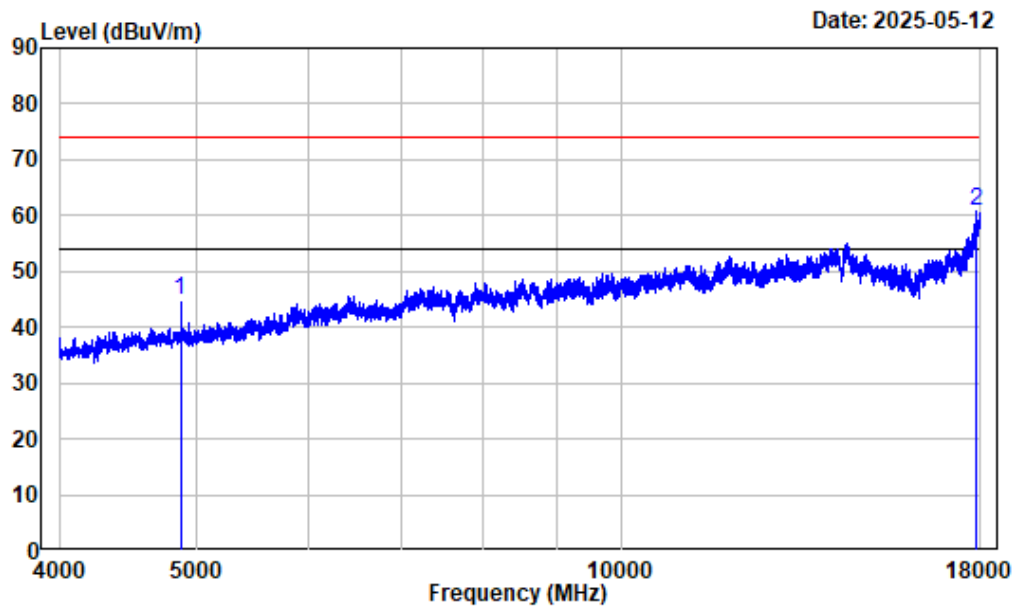
## 4-18GHz\_Horizontal\_Average\_802.11b



Condition : Horizontal  
Project No. : 2501S34461E-RF  
Tester : Visen Wu  
Spectrum setting: Average reading: RBW:1MHz VBW:1kHz Detector:Peak  
Note : 2.4GWiFi\_B\_2437

| Freq Factor |       | Read Level |        | Limit  | Over  | Remark  |
|-------------|-------|------------|--------|--------|-------|---------|
| MHz         | dB/m  | dBuV       | dBuV/m | dBuV/m | dB    |         |
| 1 17993.000 | 13.17 | 33.70      | 46.87  | 54.00  | -7.13 | Average |

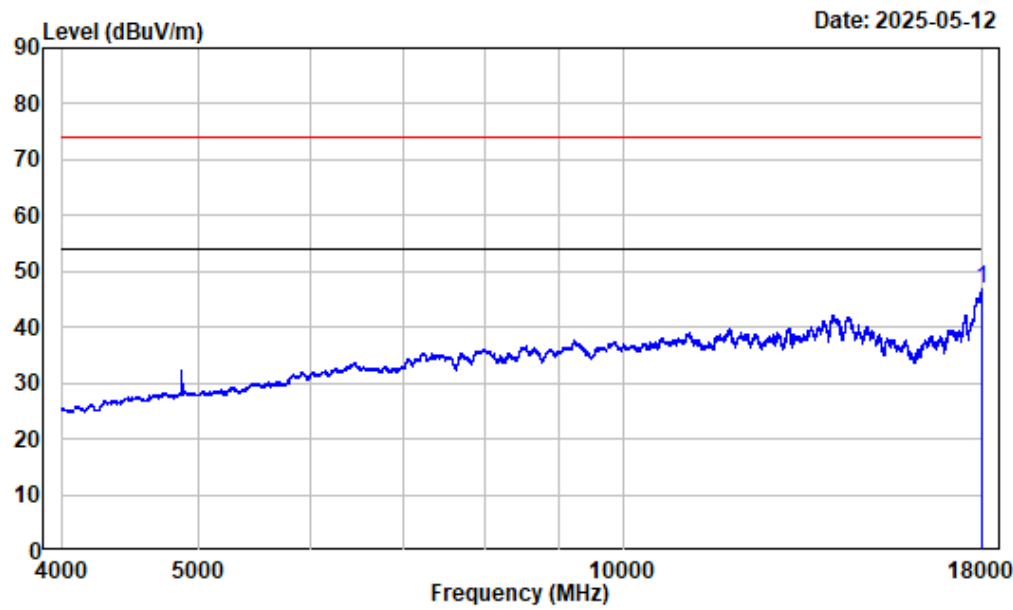
## 4-18GHz\_Vertical\_Peak\_802.11b



Condition : Vertical  
Project No. : 2501S34461E-RF  
Tester : Visen Wu  
Spectrum setting: Peak reading: RBW:1MHz VBW:3MHz Detector:Peak  
Note : 2.4GWiFi\_B\_2437

| Freq Factor |       | Read  | Limit  | Over   | Remark      |
|-------------|-------|-------|--------|--------|-------------|
| MHz         | dB/m  | Level | Level  | Line   |             |
|             |       | dBuV  | dBuV/m | dBuV/m | dB          |
| 1 4874.000  | -7.61 | 52.51 | 44.90  | 74.00  | -29.10 Peak |
| 2 17880.980 | 12.36 | 48.43 | 60.79  | 74.00  | -13.21 Peak |

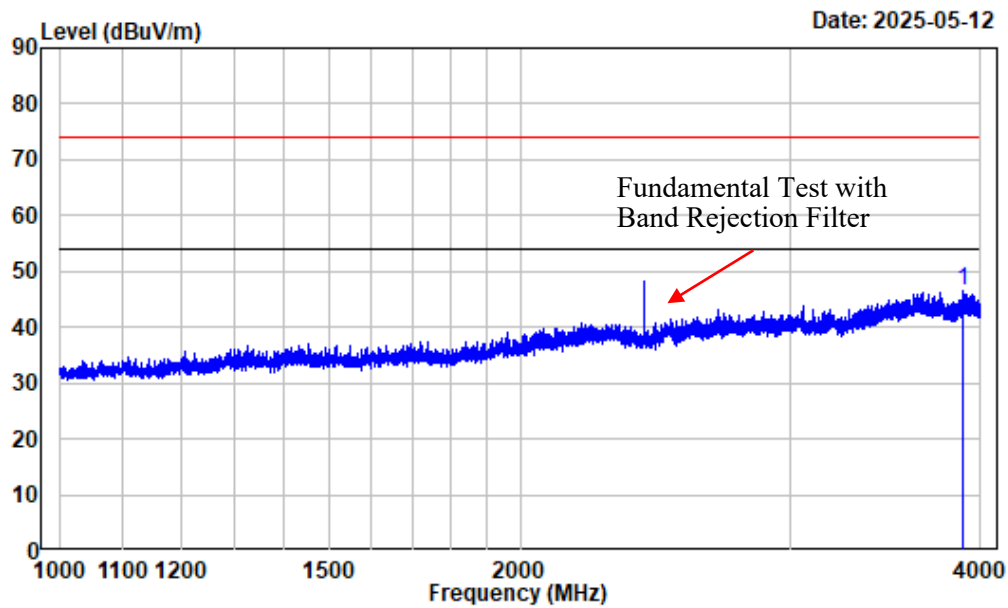
4-18GHz\_Vertical\_Average\_802.11b



Condition : Vertical  
Project No. : 2501S34461E-RF  
Tester : Visen Wu  
Spectrum setting: Average reading: RBW:1MHz VBW:1kHz Detector:Peak  
Note : 2.4GWiFi\_B\_2437

| Freq Factor |       | Read Level |        | Limit Line | Over Limit | Remark  |
|-------------|-------|------------|--------|------------|------------|---------|
| MHz         | dB/m  | dBuV       | dBuV/m | dBuV/m     | dB         |         |
| 1 17996.500 | 13.19 | 33.72      | 46.91  | 54.00      | -7.09      | Average |

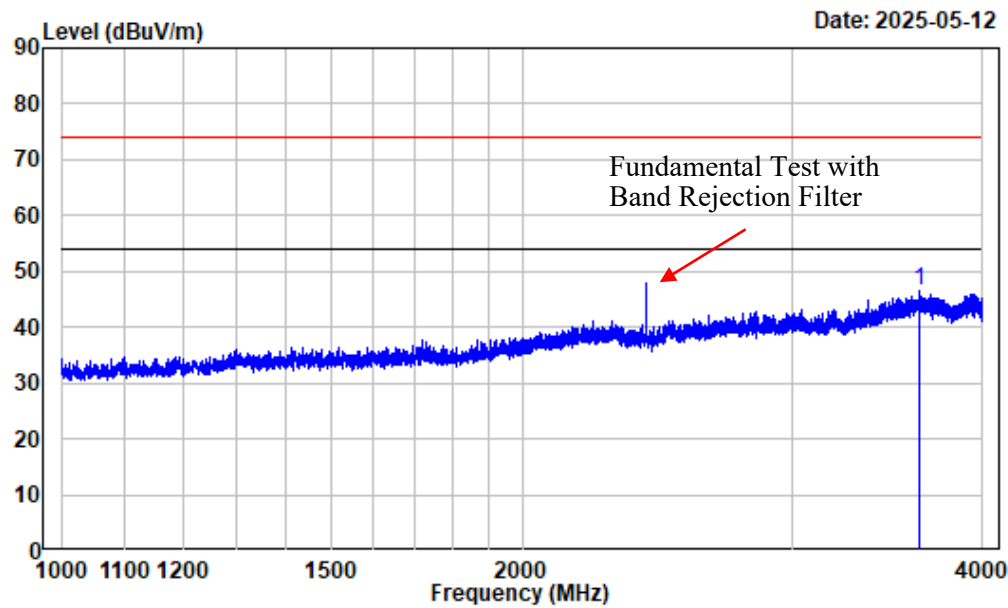
## 1-4GHz\_Horizontal\_802.11g



Condition : Horizontal  
Project No. : 2501S34461E-RF  
Tester : Visen Wu  
Spectrum setting: Peak reading: RBW:1MHz VBW:3MHz Detector:Peak  
Note : 2.4GWiFi\_G\_2412

| Freq Factor |          | Read Level |        | Limit Line | Over Limit | Remark      |
|-------------|----------|------------|--------|------------|------------|-------------|
| MHz         | dB/m     | dBuV       | dBuV/m | dBuV/m     | dB         |             |
| 1           | 3891.612 | -9.85      | 56.31  | 46.46      | 74.00      | -27.54 Peak |

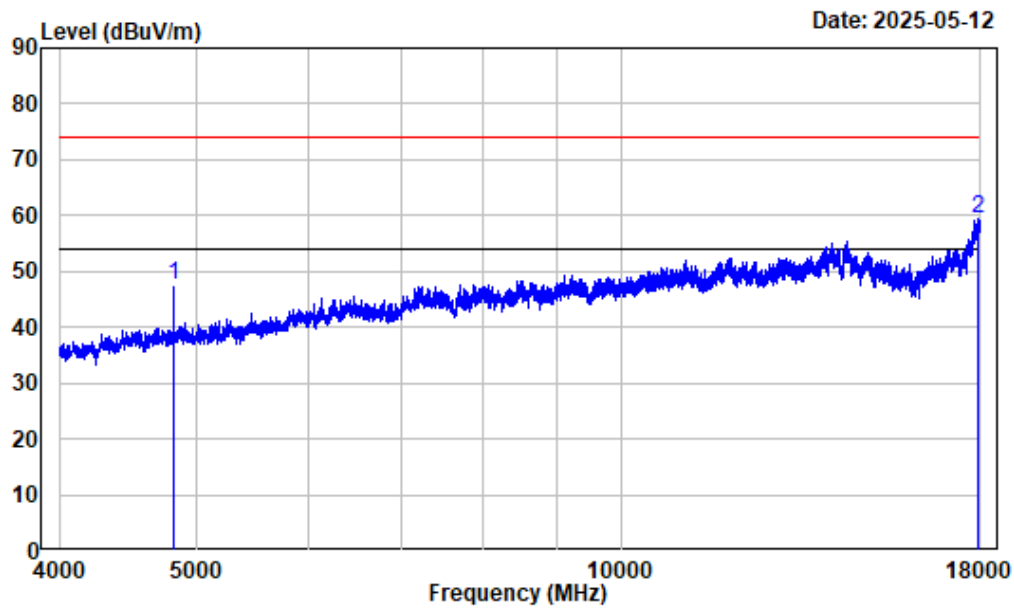
1-4GHz\_Vertical\_802.11g



Condition : Vertical  
Project No. : 2501S34461E-RF  
Tester : Visen Wu  
Spectrum setting: Peak reading: RBW:1MHz VBW:3MHz Detector:Peak  
Note : 2.4GWiFi\_G\_2412

| Freq Factor |          | Read Level |        | Limit Line | Over Limit | Remark      |
|-------------|----------|------------|--------|------------|------------|-------------|
| MHz         | dB/m     | dBuV       | dBuV/m | dBuV/m     | dB         |             |
| 1           | 3639.955 | -9.85      | 56.26  | 46.41      | 74.00      | -27.59 Peak |

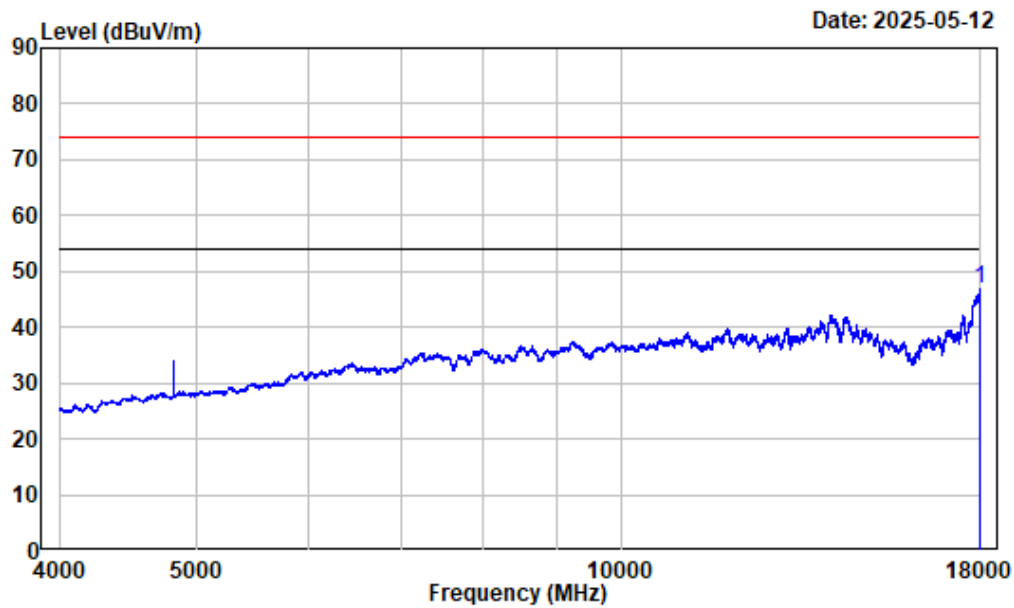
## 4-18GHz\_Horizontal\_Peak\_802.11g



Condition : Horizontal  
Project No. : 2501S34461E-RF  
Tester : Visen Wu  
Spectrum setting: Peak reading: RBW:1MHz VBW:3MHz Detector:Peak  
Note : 2.4GWiFi\_G\_2412

| Freq Factor |       | Read Level |        | Limit  | Over   | Remark |
|-------------|-------|------------|--------|--------|--------|--------|
|             |       |            |        | Line   | Limit  |        |
| MHz         | dB/m  | dBuV       | dBuV/m | dBuV/m | dB     |        |
| 1 4824.000  | -7.75 | 55.37      | 47.62  | 74.00  | -26.38 | Peak   |
| 2 17921.240 | 12.81 | 46.47      | 59.28  | 74.00  | -14.72 | Peak   |

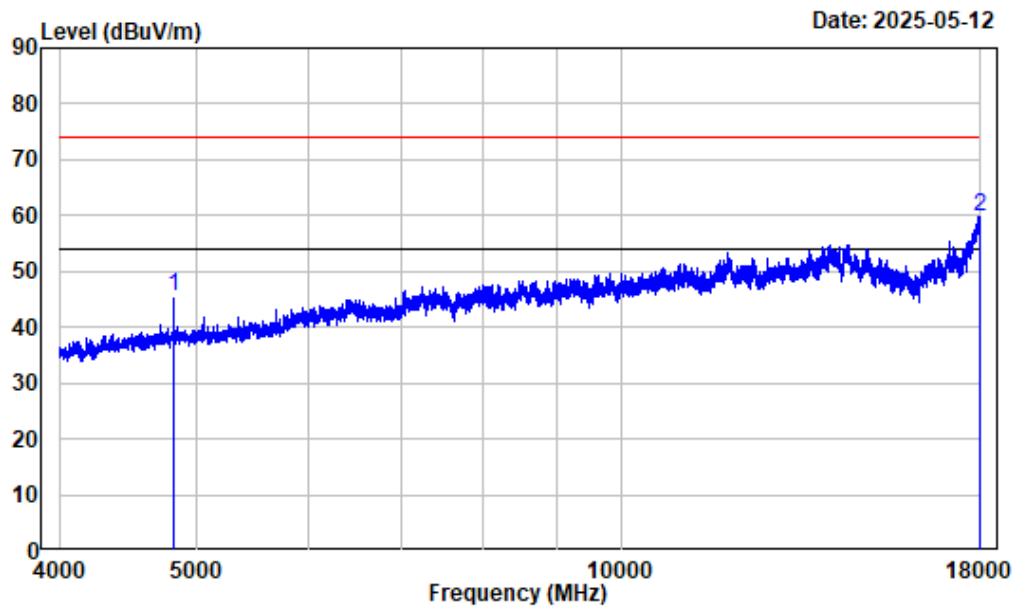
## 4-18GHz\_Horizontal\_Average\_802.11g



Condition : Horizontal  
Project No. : 2501S34461E-RF  
Tester : Visen Wu  
Spectrum setting: Average reading: RBW:1MHz VBW:1kHz Detector:Peak  
Note : 2.4GWiFi\_G\_2412

| Freq Factor |       | Read Level |        | Limit Line | Over Limit | Remark  |
|-------------|-------|------------|--------|------------|------------|---------|
| MHz         | dB/m  | dBuV       | dBuV/m | dBuV/m     | dB         |         |
| 1 17989.500 | 13.16 | 33.64      | 46.80  | 54.00      | -7.20      | Average |

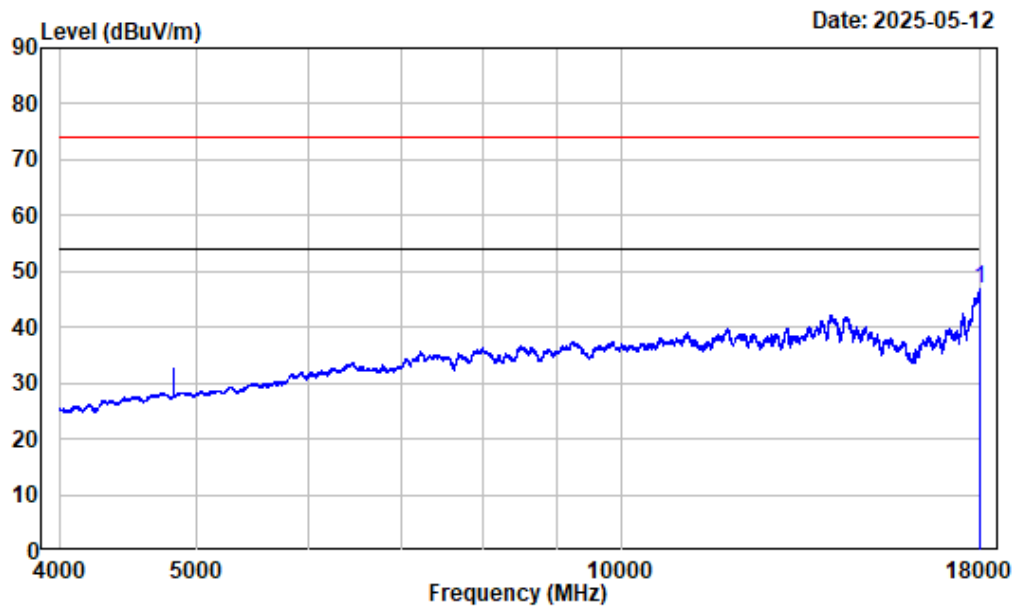
## 4-18GHz\_Vertical\_Peak\_802.11g



Condition : Vertical  
Project No. : 2501S34461E-RF  
Tester : Visen Wu  
Spectrum setting: Peak reading: RBW:1MHz VBW:3MHz Detector:Peak  
Note : 2.4GWiFi\_G\_2412

| Freq Factor |       | Read  |        | Limit  | Over   | Remark |
|-------------|-------|-------|--------|--------|--------|--------|
|             |       | Level | Level  | Line   | Limit  |        |
| MHz         | dB/m  | dBuV  | dBuV/m | dBuV/m | dB     |        |
| 1 4824.000  | -7.75 | 53.22 | 45.47  | 74.00  | -28.53 | Peak   |
| 2 17986.000 | 13.13 | 46.65 | 59.78  | 74.00  | -14.22 | Peak   |

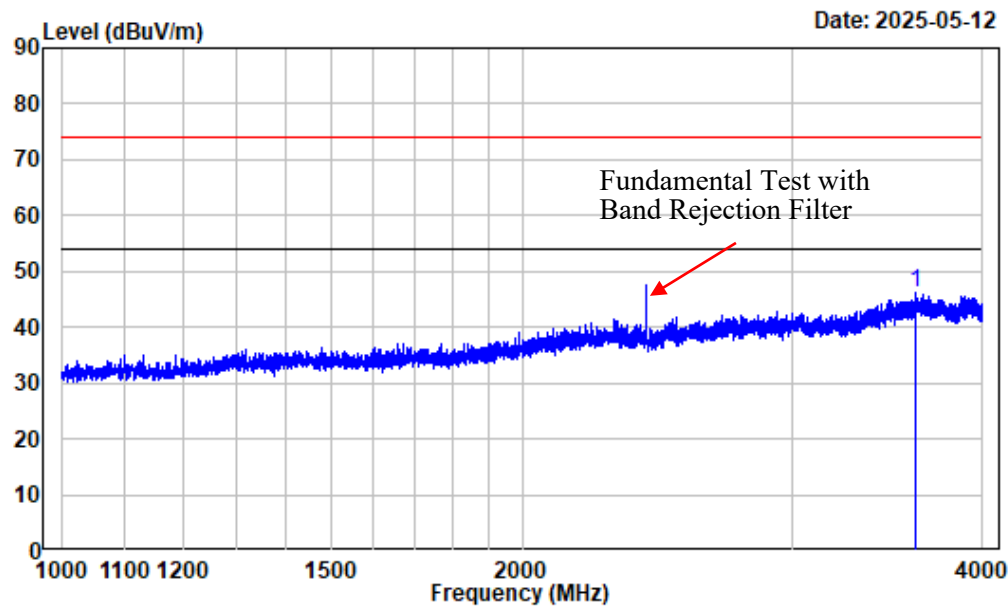
## 4-18GHz\_Vertical\_Average\_802.11g



Condition : Vertical  
Project No. : 2501S34461E-RF  
Tester : Visen Wu  
Spectrum setting: Average reading: RBW:1MHz VBW:1kHz Detector:Peak  
Note : 2.4GWiFi\_G\_2412

| Freq Factor |       | Read Level |        | Limit Line | Over Limit | Remark  |
|-------------|-------|------------|--------|------------|------------|---------|
| MHz         | dB/m  | dBuV       | dBuV/m | dBuV/m     | dB         |         |
| 1 17998.250 | 13.19 | 33.80      | 46.99  | 54.00      | -7.01      | Average |

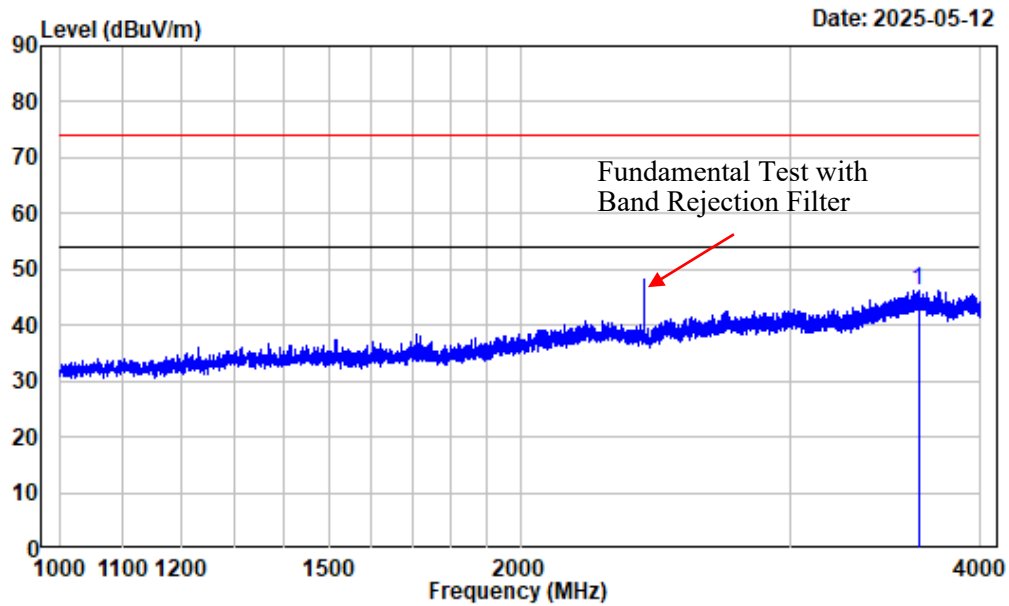
1-4GHz\_Horizontal\_802.11n-HT20



Condition : Horizontal  
Project No. : 2501S34461E-RF  
Tester : Visen Wu  
Spectrum setting: Peak reading: RBW:1MHz VBW:3MHz Detector:Peak  
Note : 2.4GWiFi\_N20\_2412

| Freq Factor |          | Read Level |        | Limit  | Over  | Remark      |
|-------------|----------|------------|--------|--------|-------|-------------|
| MHz         | dB/m     | dBuV       | dBuV/m | dBuV/m | dB    |             |
| 1           | 3620.077 | -10.01     | 56.05  | 46.04  | 74.00 | -27.96 Peak |

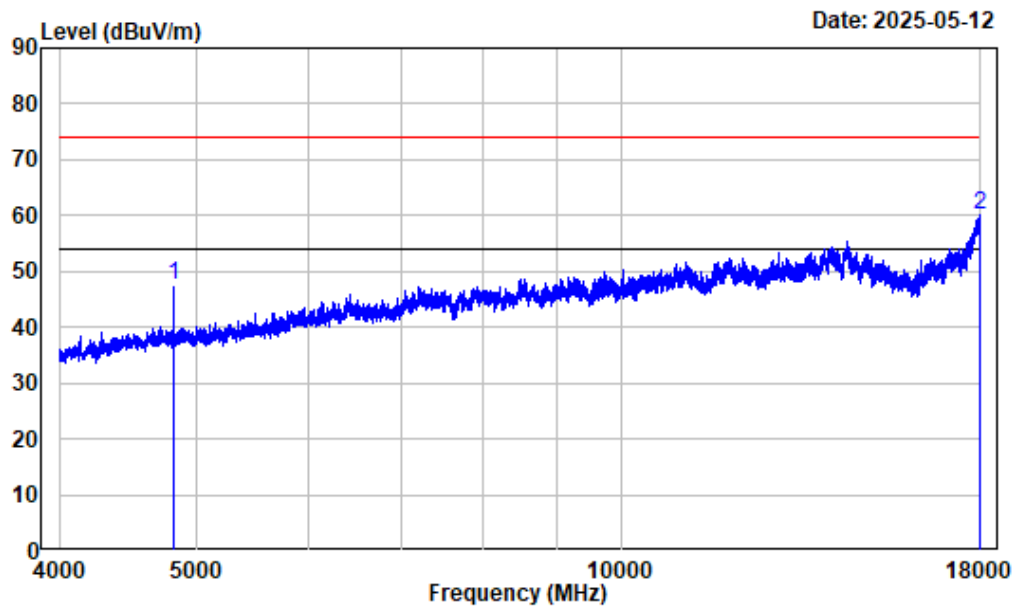
1-4GHz\_Vertical\_802.11n-HT20



Condition : Vertical  
 Project No. : 2501S34461E-RF  
 Tester : Visen Wu  
 Spectrum setting: Peak reading: RBW:1MHz VBW:3MHz Detector:Peak  
 Note : 2.4GWiFi\_N20\_2412

| Freq Factor |          | Read Level |        | Limit Line | Over Limit | Remark      |
|-------------|----------|------------|--------|------------|------------|-------------|
| MHz         | dB/m     | dBuV       | dBuV/m | dBuV/m     | dB         |             |
| 1           | 3642.955 | -9.83      | 56.19  | 46.36      | 74.00      | -27.64 Peak |

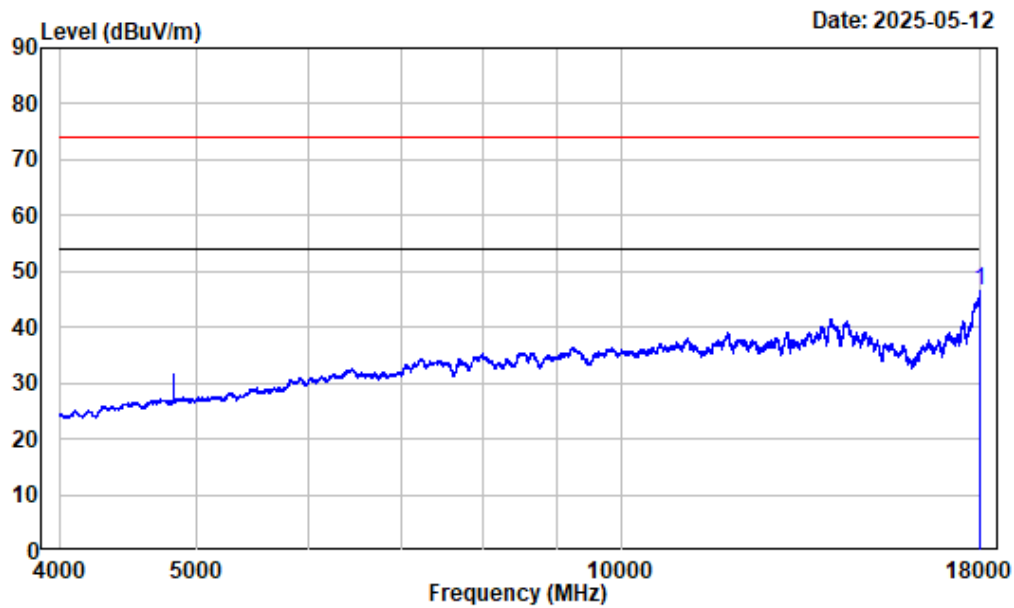
## 4-18GHz\_Horizontal\_Peak\_802.11n-HT20



Condition : Horizontal  
Project No. : 2501S34461E-RF  
Tester : Visen Wu  
Spectrum setting: Peak reading: RBW:1MHz VBW:3MHz Detector:Peak  
Note : 2.4GWiFi\_N20\_2412

| Freq Factor |       | Read  |        | Limit  | Over   | Remark |
|-------------|-------|-------|--------|--------|--------|--------|
|             |       | Level | Level  | Line   | Limit  |        |
| MHz         | dB/m  | dBuV  | dBuV/m | dBuV/m | dB     |        |
| 1 4824.000  | -7.75 | 55.14 | 47.39  | 74.00  | -26.61 | Peak   |
| 2 17973.750 | 13.08 | 47.03 | 60.11  | 74.00  | -13.89 | Peak   |

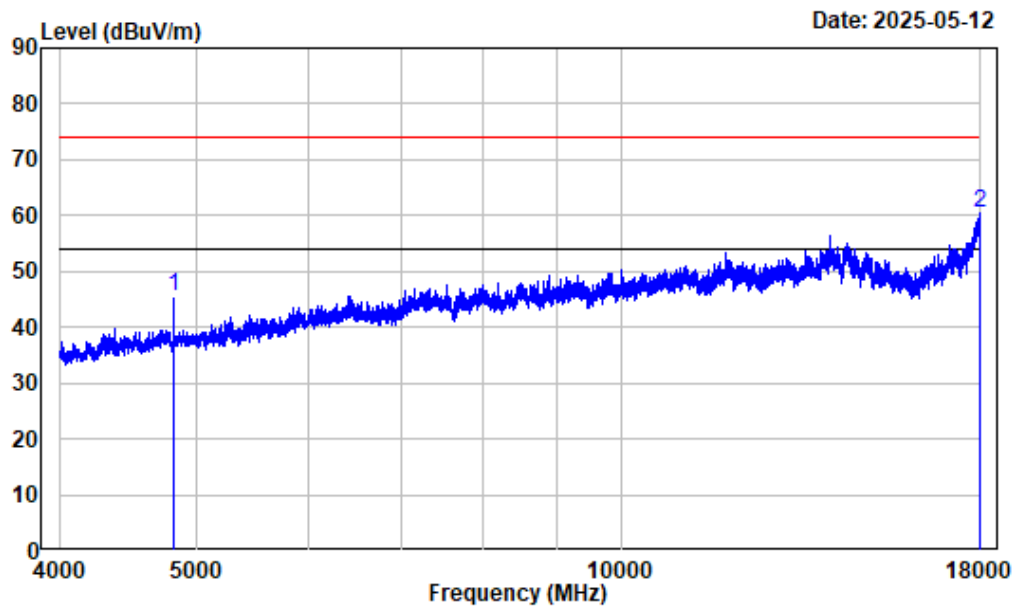
## 4-18GHz\_Horizontal\_Average\_802.11n-HT20



Condition : Horizontal  
Project No. : 2501S34461E-RF  
Tester : Visen Wu  
Spectrum setting: Average reading: RBW:1MHz VBW:1kHz Detector:Peak  
Note : 2.4GWiFi\_N20\_2412

| Freq Factor |       | Read Level |        | Limit Line | Over Limit | Remark  |
|-------------|-------|------------|--------|------------|------------|---------|
| MHz         | dB/m  | dBuV       | dBuV/m | dBuV/m     | dB         |         |
| 1 17998.250 | 13.19 | 33.19      | 46.38  | 54.00      | -7.62      | Average |

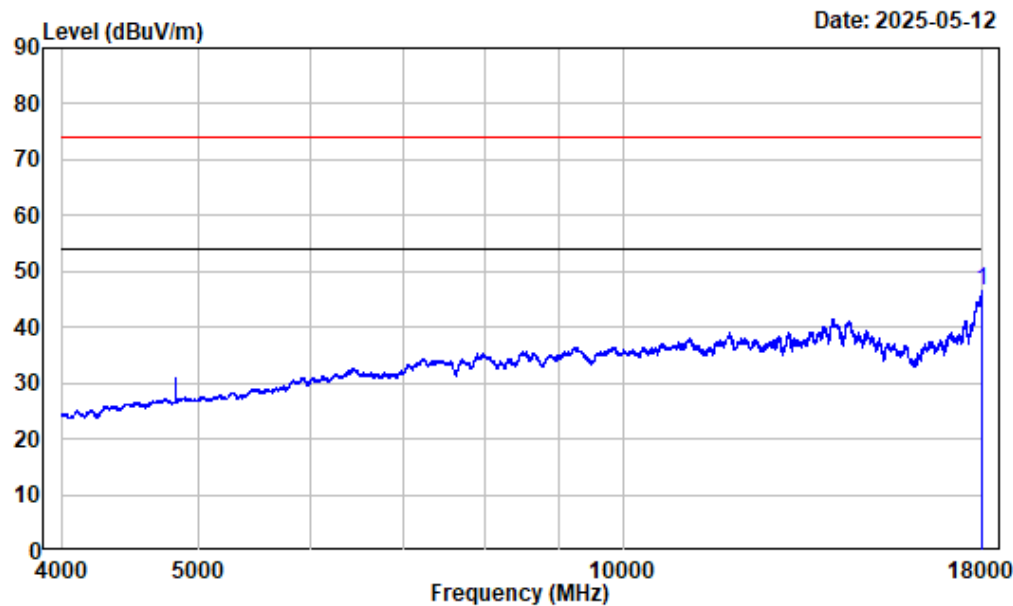
## 4-18GHz\_Vertical\_Peak\_802.11n-HT20



Condition : Vertical  
Project No. : 2501S34461E-RF  
Tester : Visen Wu  
Spectrum setting: Peak reading: RBW:1MHz VBW:3MHz Detector:Peak  
Note : 2.4GWiFi\_N20\_2412

| Freq Factor |       | Read  |        | Limit  | Over   | Remark |
|-------------|-------|-------|--------|--------|--------|--------|
|             |       | Level | Level  | Line   | Limit  |        |
| MHz         | dB/m  | dBuV  | dBuV/m | dBuV/m | dB     |        |
| 1 4824.000  | -7.75 | 53.18 | 45.43  | 74.00  | -28.57 | Peak   |
| 2 17977.250 | 13.09 | 47.20 | 60.29  | 74.00  | -13.71 | Peak   |

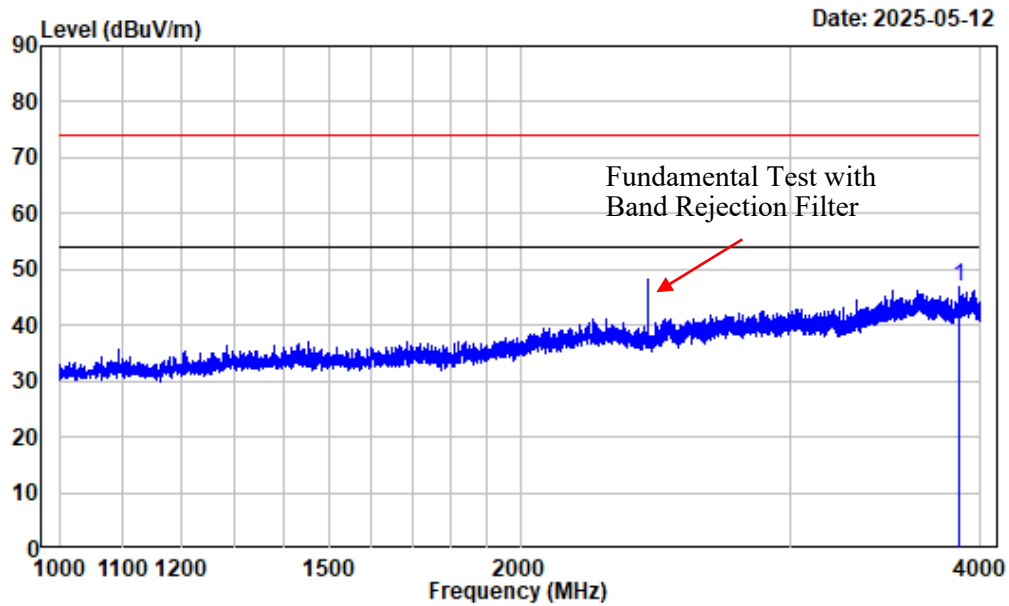
4-18GHz\_Vertical\_Average\_802.11n-HT20



Condition : Vertical  
Project No. : 2501S34461E-RF  
Tester : Visen Wu  
Spectrum setting: Average reading: RBW:1MHz VBW:1kHz Detector:Peak  
Note : 2.4GWiFi\_N20\_2412

| Freq Factor |       | Read Level |        | Limit Line | Over Limit | Remark  |
|-------------|-------|------------|--------|------------|------------|---------|
| MHz         | dB/m  | dBuV       | dBuV/m | dBuV/m     | dB         |         |
| 1 17994.750 | 13.17 | 33.49      | 46.66  | 54.00      | -7.34      | Average |

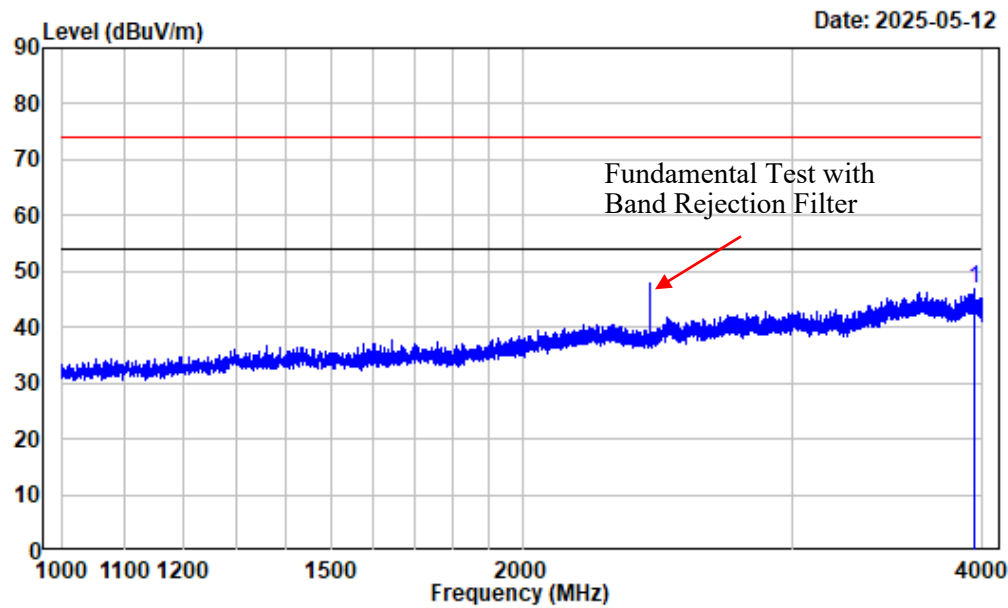
1-4GHz\_Horizontal\_802.11n-HT40



Condition : Horizontal  
 Project No. : 2501S34461E-RF  
 Tester : Visen Wu  
 Spectrum setting: Peak reading: RBW:1MHz VBW:3MHz Detector:Peak  
 Note : 2.4GWiFi\_N40\_2422

| Freq Factor |       | Read  | Limit  | Over   | Remark      |
|-------------|-------|-------|--------|--------|-------------|
| Level       | Level | Line  | Limit  | Limit  |             |
| MHz         | dB/m  | dBuV  | dBuV/m | dBuV/m | dB          |
| 1 3872.109  | -9.91 | 56.75 | 46.84  | 74.00  | -27.16 Peak |

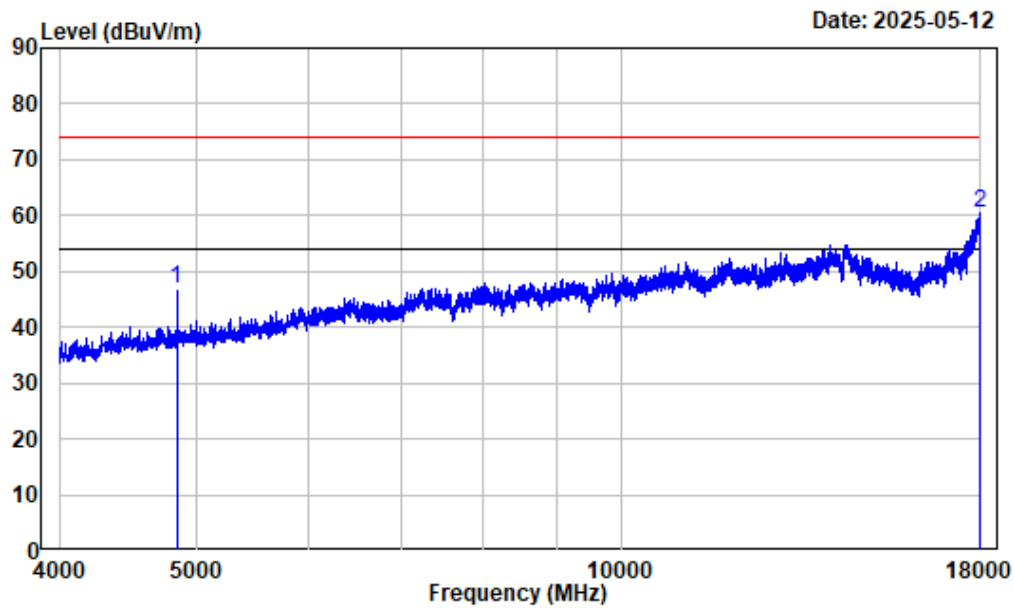
1-4GHz\_Vertical\_802.11n-HT40



Condition : Vertical  
Project No. : 2501S34461E-RF  
Tester : Visen Wu  
Spectrum setting: Peak reading: RBW:1MHz VBW:3MHz Detector:Peak  
Note : 2.4GWiFi\_N40\_2422

| Freq Factor |          | Read Level |        | Limit  | Over  | Remark      |
|-------------|----------|------------|--------|--------|-------|-------------|
| MHz         | dB/m     | dBuV       | dBuV/m | dBuV/m | dB    |             |
| 1           | 3950.869 | -9.32      | 56.08  | 46.76  | 74.00 | -27.24 Peak |

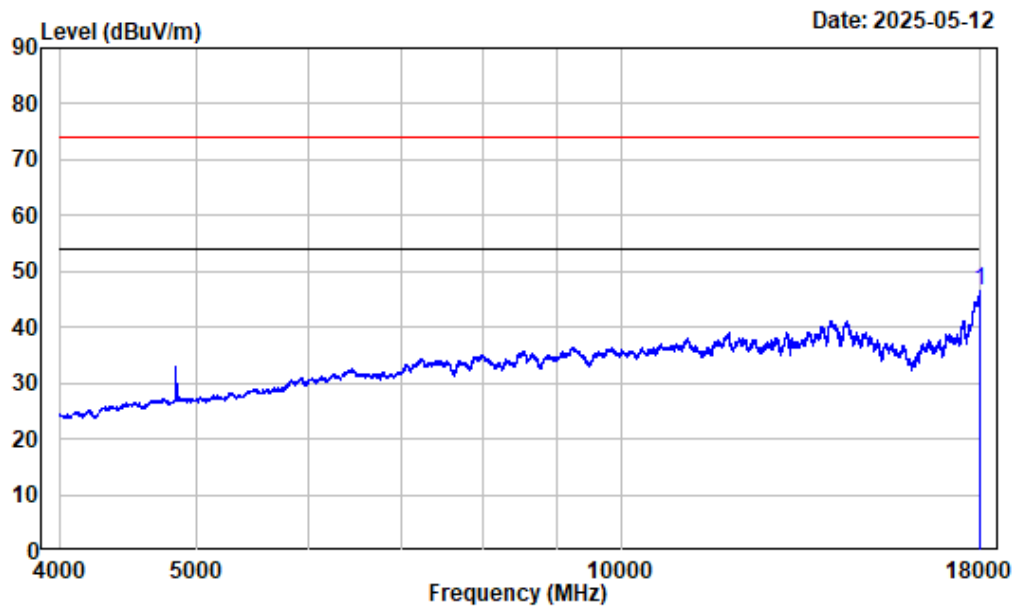
## 4-18GHz\_Horizontal\_Peak\_802.11n-HT40



Condition : Horizontal  
Project No. : 2501S34461E-RF  
Tester : Visen Wu  
Spectrum setting: Peak reading: RBW:1MHz VBW:3MHz Detector:Peak  
Note : 2.4GWiFi\_N40\_2422

| Freq Factor |       | Read  |        | Limit  | Over   | Remark |
|-------------|-------|-------|--------|--------|--------|--------|
|             |       | Level | Level  | Line   | Limit  |        |
| MHz         | dB/m  | dBuV  | dBuV/m | dBuV/m | dB     |        |
| 1 4844.000  | -7.72 | 54.45 | 46.73  | 74.00  | -27.27 | Peak   |
| 2 17968.500 | 13.05 | 47.49 | 60.54  | 74.00  | -13.46 | Peak   |

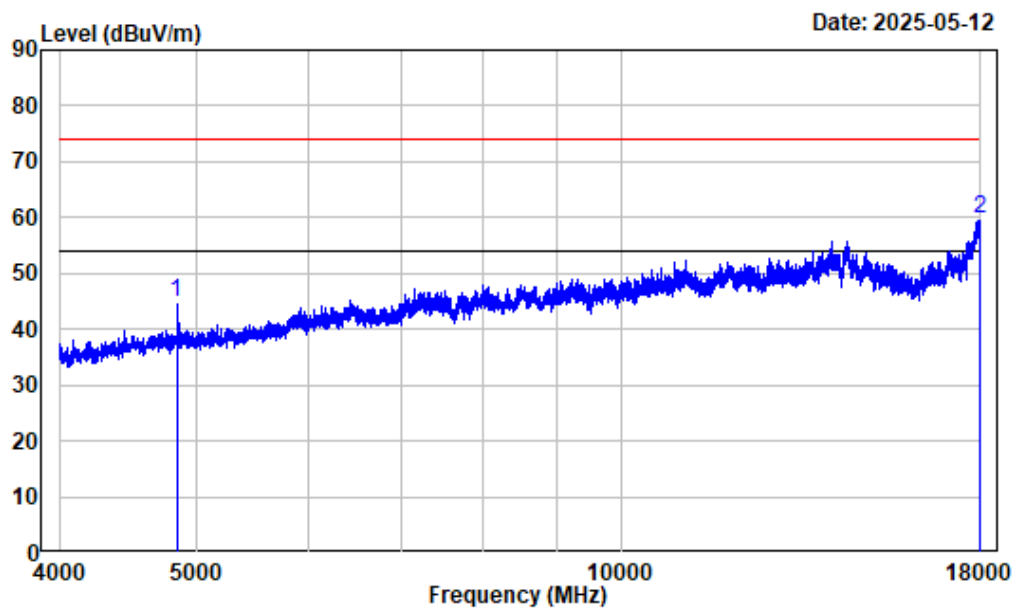
## 4-18GHz\_Horizontal\_Average\_802.11n-HT40



Condition : Horizontal  
Project No. : 2501S34461E-RF  
Tester : Visen Wu  
Spectrum setting: Average reading: RBW:1MHz VBW:1kHz Detector:Peak  
Note : 2.4GWiFi\_N40\_2422

| Freq Factor |           | Read Level |        | Limit  | Over  | Remark        |
|-------------|-----------|------------|--------|--------|-------|---------------|
| MHz         | dB/m      | dBuV       | dBuV/m | dBuV/m | dB    |               |
| 1           | 17993.000 | 13.17      | 33.26  | 46.43  | 54.00 | -7.57 Average |

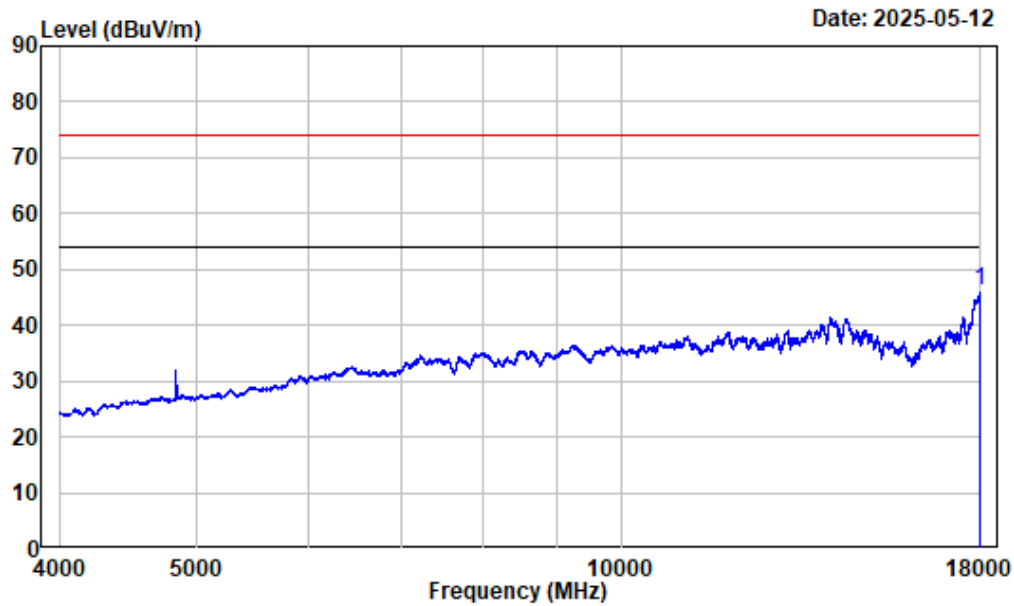
## 4-18GHz\_Vertical\_Peak\_802.11n-HT40



Condition : Vertical  
Project No. : 2501S34461E-RF  
Tester : Visen Wu  
Spectrum setting: Peak reading: RBW:1MHz VBW:3MHz Detector:Peak  
Note : 2.4GWiFi\_N40\_2422

| Freq Factor |       | Read  |        | Limit  | Over   | Remark |
|-------------|-------|-------|--------|--------|--------|--------|
|             |       | Level | Level  | Line   | Limit  |        |
| MHz         | dB/m  | dBuV  | dBuV/m | dBuV/m | dB     |        |
| 1 4844.000  | -7.72 | 52.69 | 44.97  | 74.00  | -29.03 | Peak   |
| 2 18000.000 | 13.20 | 46.51 | 59.71  | 74.00  | -14.29 | Peak   |

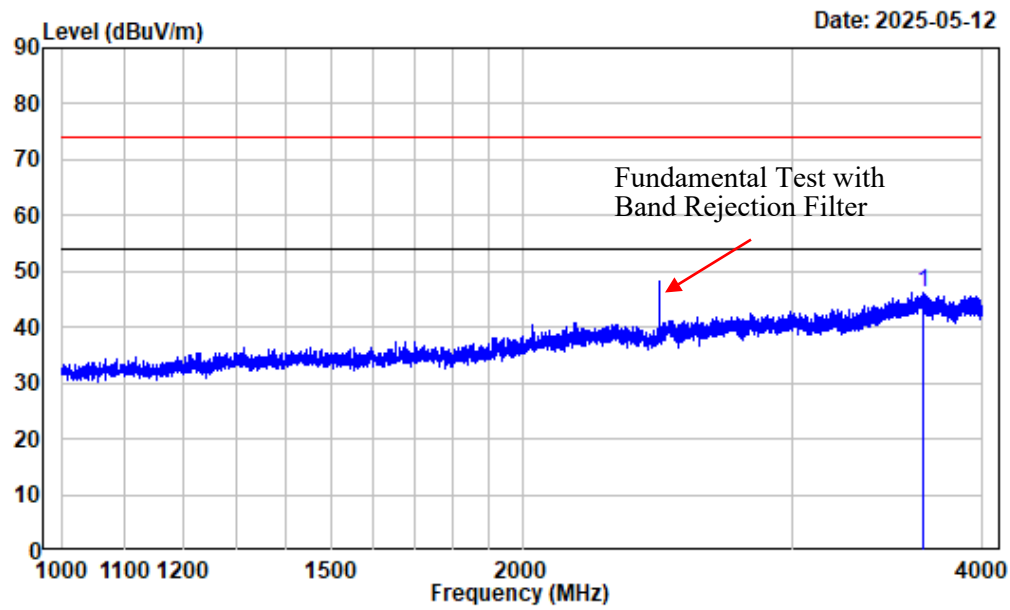
4-18GHz\_Vertical\_Average\_802.11n-HT40



Condition : Vertical  
 Project No. : 2501S34461E-RF  
 Tester : Visen Wu  
 Spectrum setting: Average reading: RBW:1MHz VBW:1kHz Detector:Peak  
 Note : 2.4GWiFi\_N40\_2422

| Freq Factor |       | Read Level |        | Limit  | Over  | Remark  |
|-------------|-------|------------|--------|--------|-------|---------|
| MHz         | dB/m  | dBuV       | dBuV/m | dBuV/m | dB    |         |
| 1 17998.250 | 13.19 | 33.04      | 46.23  | 54.00  | -7.77 | Average |

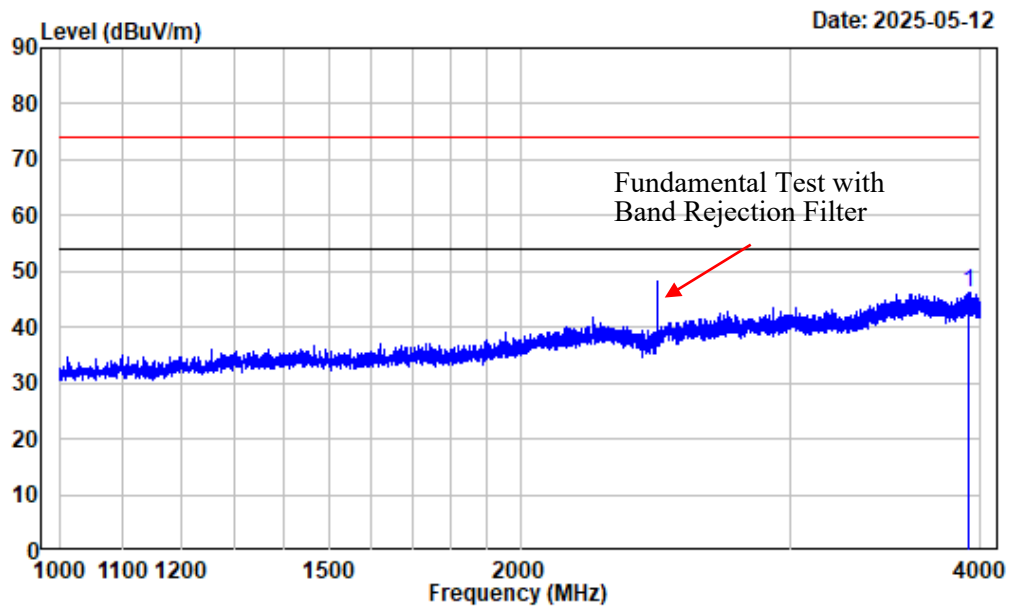
1-4GHz\_Horizontal\_802.11ax-HE20



Condition : Horizontal  
Project No. : 2501S34461E-RF  
Tester : Visen Wu  
Spectrum setting: Peak reading: RBW:1MHz VBW:3MHz Detector:Peak  
Note : 2.4GWiFi\_AX20\_2462

| Freq Factor |          | Read Level |        | Limit Line | Over Limit | Remark      |
|-------------|----------|------------|--------|------------|------------|-------------|
| MHz         | dB/m     | dBuV       | dBuV/m | dBuV/m     | dB         |             |
| 1           | 3654.582 | -9.75      | 56.06  | 46.31      | 74.00      | -27.69 Peak |

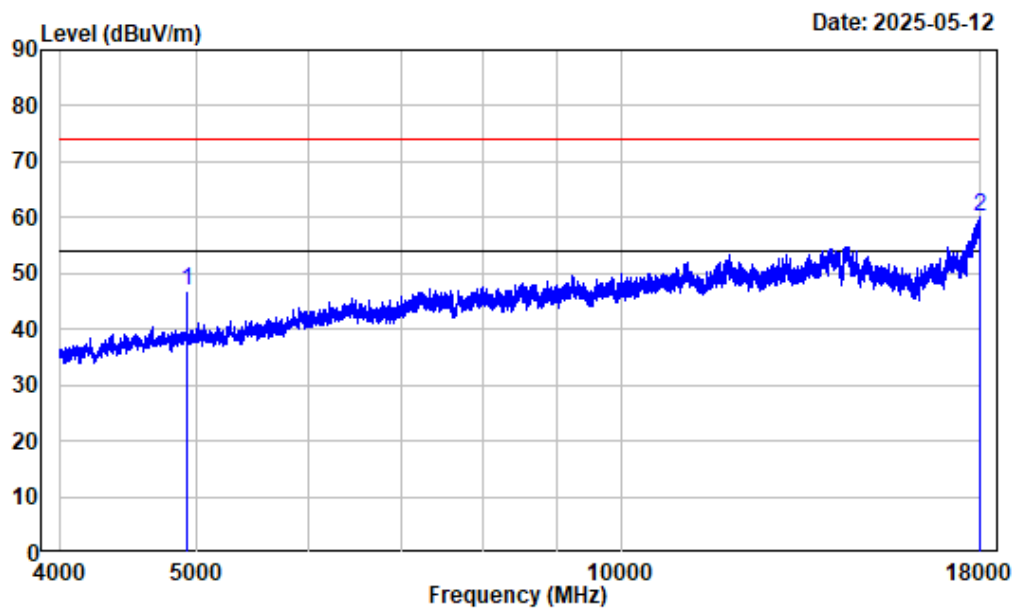
## 1-4GHz\_Vertical\_802.11ax-HE20



Condition : Vertical  
Project No. : 2501S34461E-RF  
Tester : Visen Wu  
Spectrum setting: Peak reading: RBW:1MHz VBW:3MHz Detector:Peak  
Note : 2.4GWiFi\_AX20\_2462

| Freq Factor |          | Read Level |        | Limit  | Over  | Remark      |
|-------------|----------|------------|--------|--------|-------|-------------|
| MHz         | dB/m     | dBuV       | dBuV/m | dBuV/m | dB    |             |
| 1           | 3930.616 | -9.53      | 55.84  | 46.31  | 74.00 | -27.69 Peak |

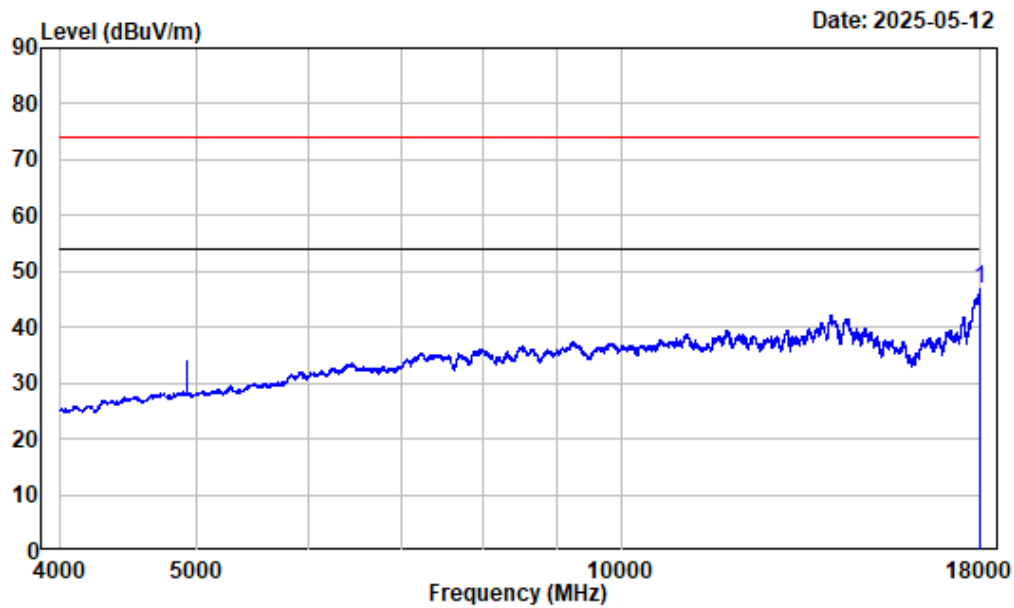
## 4-18GHz\_Horizontal\_Peak\_802.11ax-HE20



Condition : Horizontal  
Project No. : 2501S34461E-RF  
Tester : Visen Wu  
Spectrum setting: Peak reading: RBW:1MHz VBW:3MHz Detector:Peak  
Note : 2.4GWiFi\_AX20\_2462

| Freq Factor |       | Read  |        | Limit  | Over   | Remark |
|-------------|-------|-------|--------|--------|--------|--------|
|             |       | Level | Level  | Line   | Limit  |        |
| MHz         | dB/m  | dBuV  | dBuV/m | dBuV/m | dB     |        |
| 1 4924.000  | -7.57 | 54.50 | 46.93  | 74.00  | -27.07 | Peak   |
| 2 17968.500 | 13.05 | 47.02 | 60.07  | 74.00  | -13.93 | Peak   |

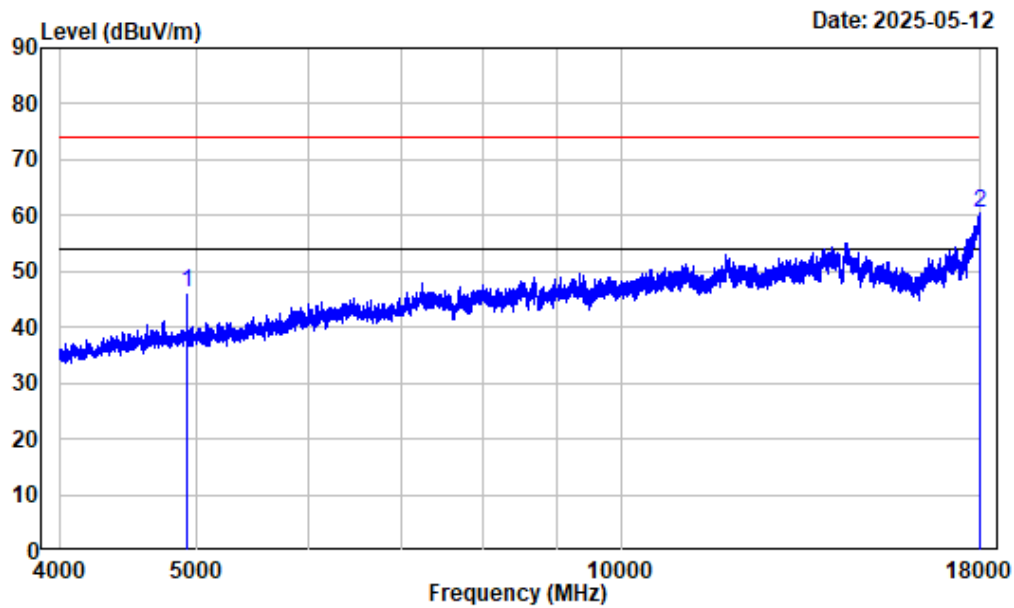
## 4-18GHz\_Horizontal\_Average\_802.11ax-HE20



Condition : Horizontal  
Project No. : 2501S34461E-RF  
Tester : Visen Wu  
Spectrum setting: Average reading: RBW:1MHz VBW:1kHz Detector:Peak  
Note : 2.4GWiFi\_AX20\_2462

| Freq Factor |       | Read Level |        | Limit  | Over  | Remark  |
|-------------|-------|------------|--------|--------|-------|---------|
| MHz         | dB/m  | dBuV       | dBuV/m | dBuV/m | dB    |         |
| 1 17994.750 | 13.17 | 33.76      | 46.93  | 54.00  | -7.07 | Average |

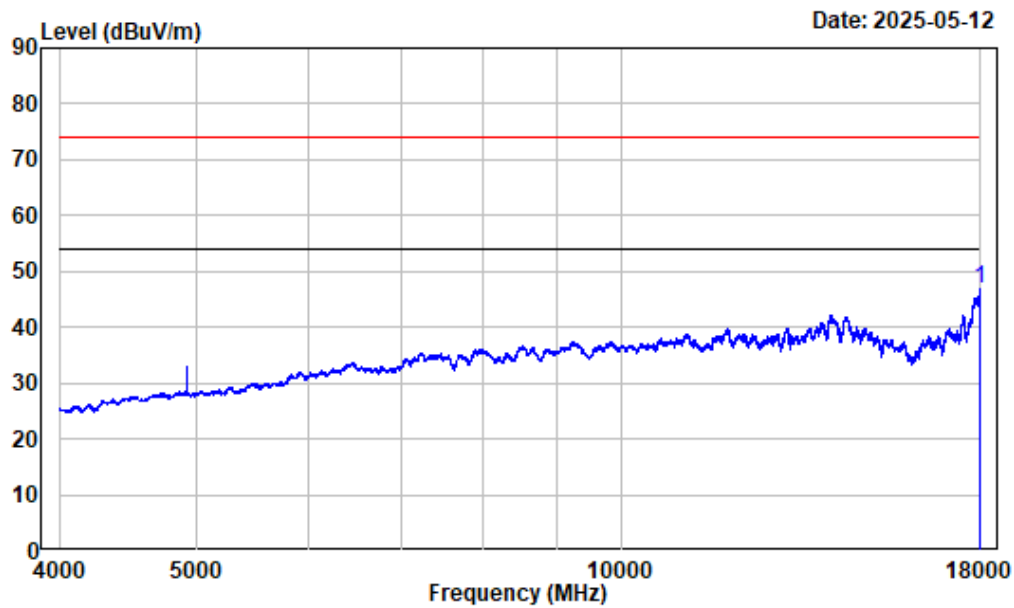
## 4-18GHz\_Vertical\_Peak\_802.11ax-HE20



Condition : Vertical  
Project No. : 2501S34461E-RF  
Tester : Visen Wu  
Spectrum setting: Peak reading: RBW:1MHz VBW:3MHz Detector:Peak  
Note : 2.4GWiFi\_AX20\_2462

| Freq Factor |           | Read  |        | Limit  | Over  | Remark      |
|-------------|-----------|-------|--------|--------|-------|-------------|
| MHz         | dB/m      | Level | Level  | Line   | Limit |             |
|             |           | dBuV  | dBuV/m | dBuV/m | dB    |             |
| 1           | 4924.000  | -7.57 | 53.67  | 46.10  | 74.00 | -27.90 Peak |
| 2           | 17986.000 | 13.13 | 47.39  | 60.52  | 74.00 | -13.48 Peak |

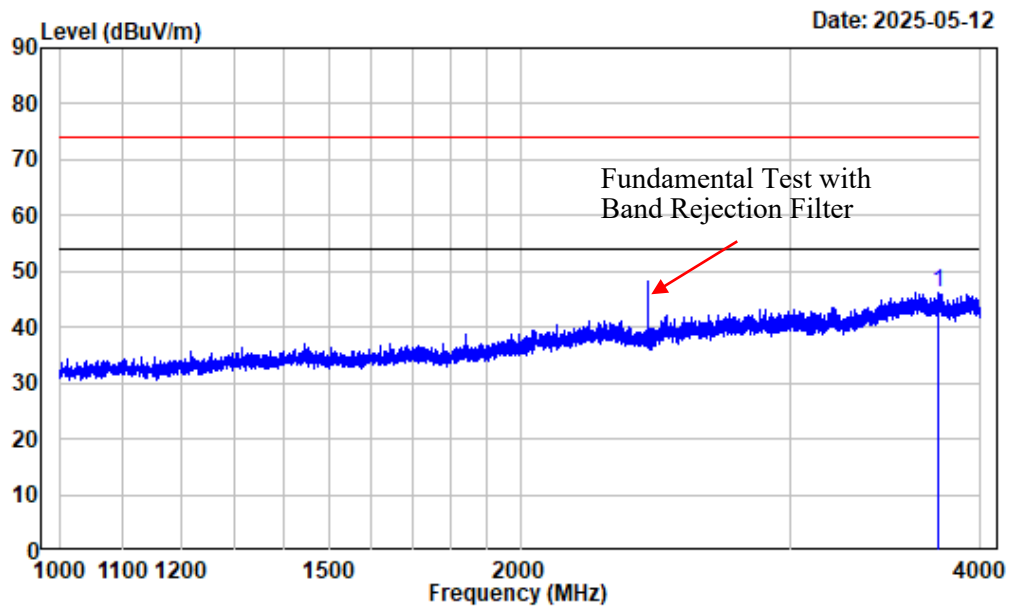
## 4-18GHz\_Vertical\_Average\_802.11ax-HE20



Condition : Vertical  
Project No. : 2501S34461E-RF  
Tester : Visen Wu  
Spectrum setting: Average reading: RBW:1MHz VBW:1kHz Detector:Peak  
Note : 2.4GWiFi\_AX20\_2462

| Freq Factor |       | Read Level |        | Limit Line | Over Limit | Remark  |
|-------------|-------|------------|--------|------------|------------|---------|
| MHz         | dB/m  | dBuV       | dBuV/m | dBuV/m     | dB         |         |
| 1 17993.000 | 13.17 | 33.74      | 46.91  | 54.00      | -7.09      | Average |

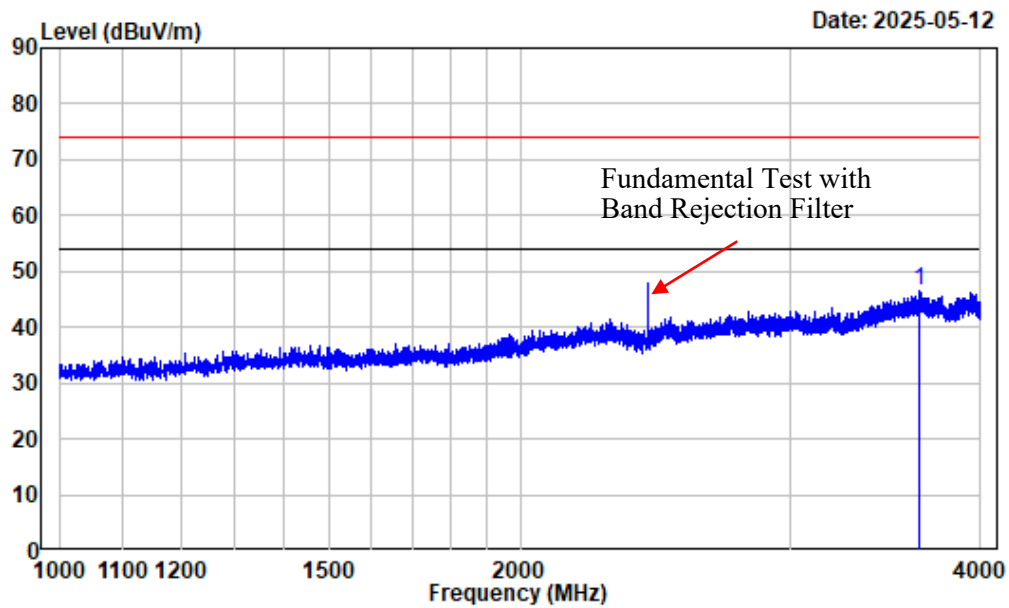
## 1-4GHz\_Horizontal\_802.11ax-HE40



Condition : Horizontal  
Project No. : 2501S34461E-RF  
Tester : Visen Wu  
Spectrum setting: Peak reading: RBW:1MHz VBW:3MHz Detector:Peak  
Note : 2.4GWiFi\_AX40\_2422

| Freq Factor |          | Read Level |        | Limit  | Over  | Remark      |
|-------------|----------|------------|--------|--------|-------|-------------|
| MHz         | dB/m     | dBuV       | dBuV/m | dBuV/m | dB    |             |
| 1           | 3753.594 | -9.61      | 55.88  | 46.27  | 74.00 | -27.73 Peak |

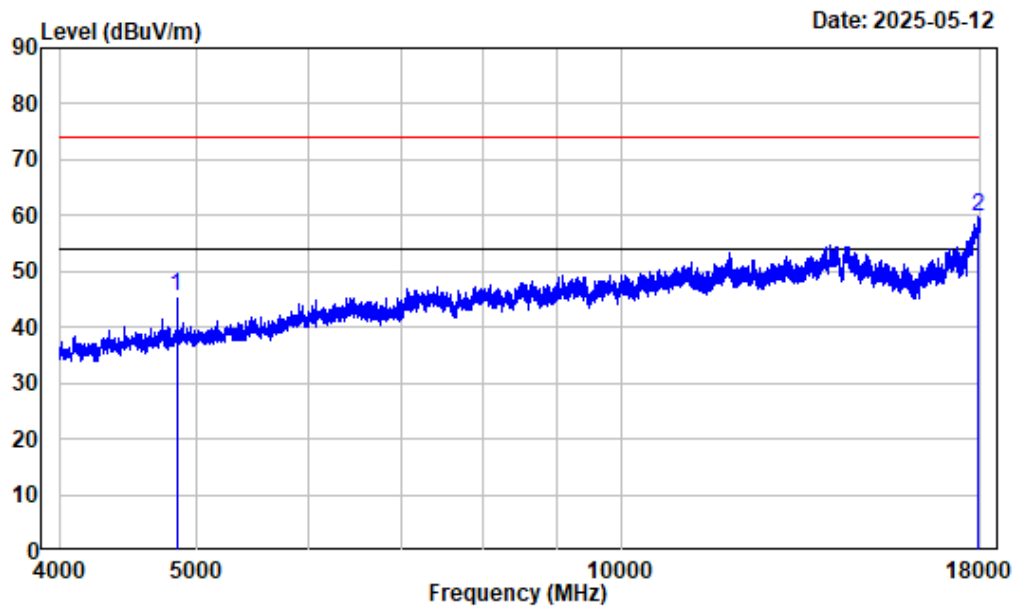
## 1-4GHz\_Vertical\_802.11ax-HE40



Condition : Vertical  
Project No. : 2501S34461E-RF  
Tester : Visen Wu  
Spectrum setting: Peak reading: RBW:1MHz VBW:3MHz Detector:Peak  
Note : 2.4GWiFi\_AX40\_2422

| Freq Factor |          | Read Level |        | Limit  | Over  | Remark      |
|-------------|----------|------------|--------|--------|-------|-------------|
| MHz         | dB/m     | dBuV       | dBuV/m | dBuV/m | dB    |             |
| 1           | 3650.831 | -9.78      | 56.23  | 46.45  | 74.00 | -27.55 Peak |

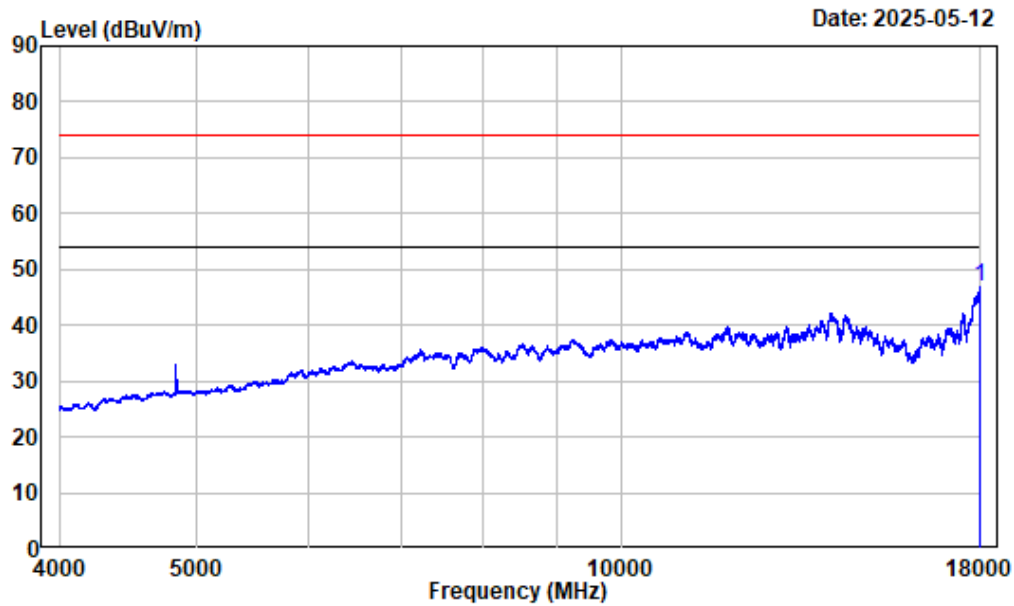
## 4-18GHz\_Horizontal\_Peak\_802.11ax-HE40



Condition : Horizontal  
Project No. : 2501S34461E-RF  
Tester : Visen Wu  
Spectrum setting: Peak reading: RBW:1MHz VBW:3MHz Detector:Peak  
Note : 2.4GWiFi\_AX40\_2422

| Freq Factor |       | Read Level |        | Limit  | Over   | Remark |
|-------------|-------|------------|--------|--------|--------|--------|
| MHz         | dB/m  | dBuV       | dBuV/m | dBuV/m | dB     |        |
| 1 4844.000  | -7.72 | 53.23      | 45.51  | 74.00  | -28.49 | Peak   |
| 2 17950.990 | 12.96 | 46.94      | 59.90  | 74.00  | -14.10 | Peak   |

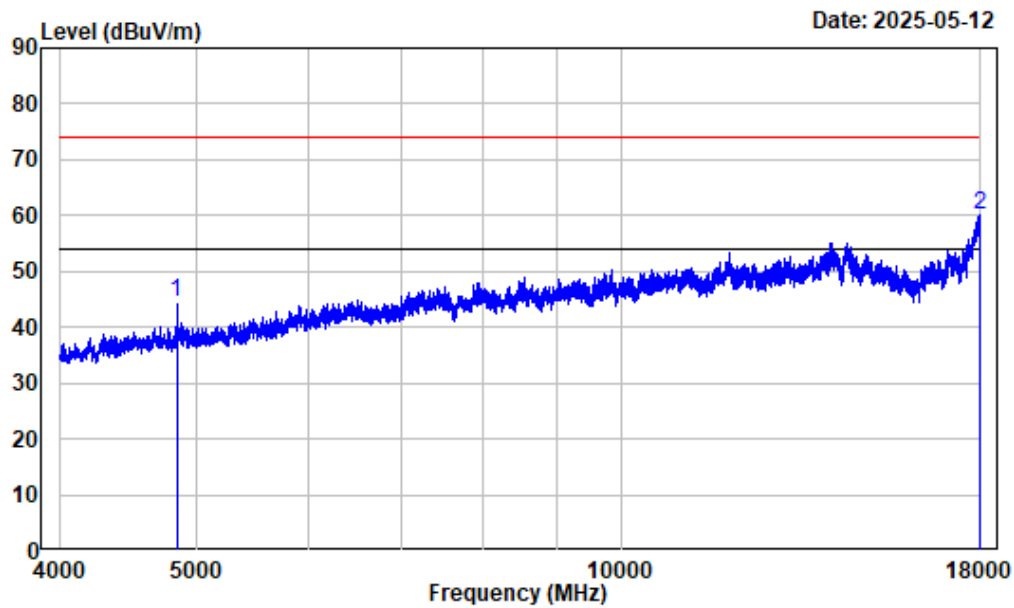
## 4-18GHz\_Horizontal\_Average\_802.11ax-HE40



Condition : Horizontal  
Project No. : 2501S34461E-RF  
Tester : Visen Wu  
Spectrum setting: Average reading: RBW:1MHz VBW:1kHz Detector:Peak  
Note : 2.4GWiFi\_AX40\_2422

| Freq Factor |       | Read Level |        | Limit  | Over  | Remark  |
|-------------|-------|------------|--------|--------|-------|---------|
| MHz         | dB/m  | dBuV       | dBuV/m | dBuV/m | dB    |         |
| 1 17998.250 | 13.19 | 33.55      | 46.74  | 54.00  | -7.26 | Average |

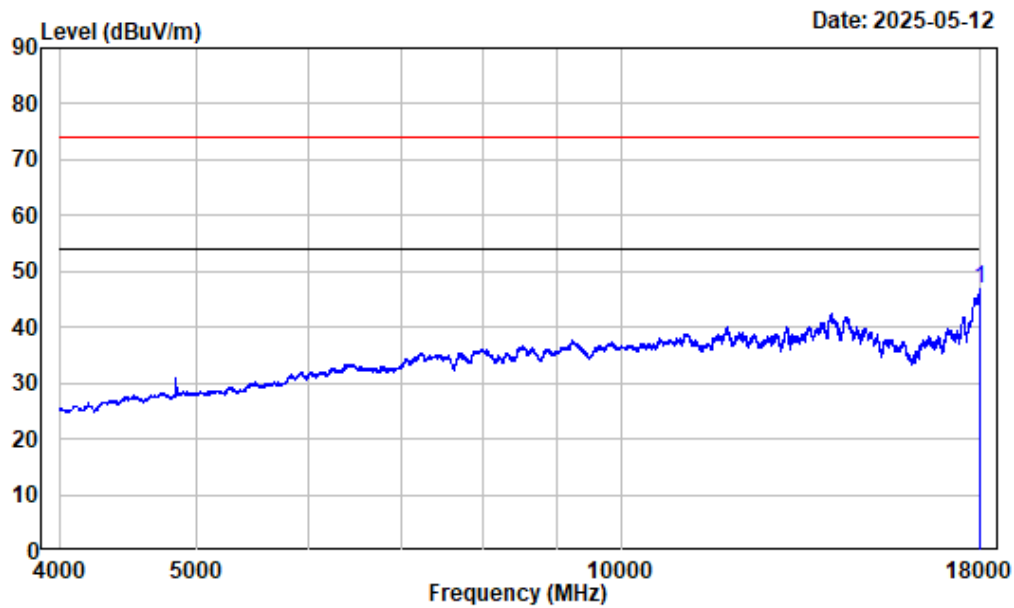
## 4-18GHz\_Vertical\_Peak\_802.11ax-HE40



Condition : Vertical  
Project No. : 2501S34461E-RF  
Tester : Visen Wu  
Spectrum setting: Peak reading: RBW:1MHz VBW:3MHz Detector:Peak  
Note : 2.4GWiFi\_AX40\_2422

| Freq Factor |       | Read  |        | Limit  | Over   | Remark |
|-------------|-------|-------|--------|--------|--------|--------|
|             |       | Level | Level  | Line   | Limit  |        |
| MHz         | dB/m  | dBuV  | dBuV/m | dBuV/m | dB     |        |
| 1 4844.000  | -7.72 | 52.21 | 44.49  | 74.00  | -29.51 | Peak   |
| 2 17994.750 | 13.17 | 46.98 | 60.15  | 74.00  | -13.85 | Peak   |

## 4-18GHz\_Vertical\_Average\_802.11ax-HE40

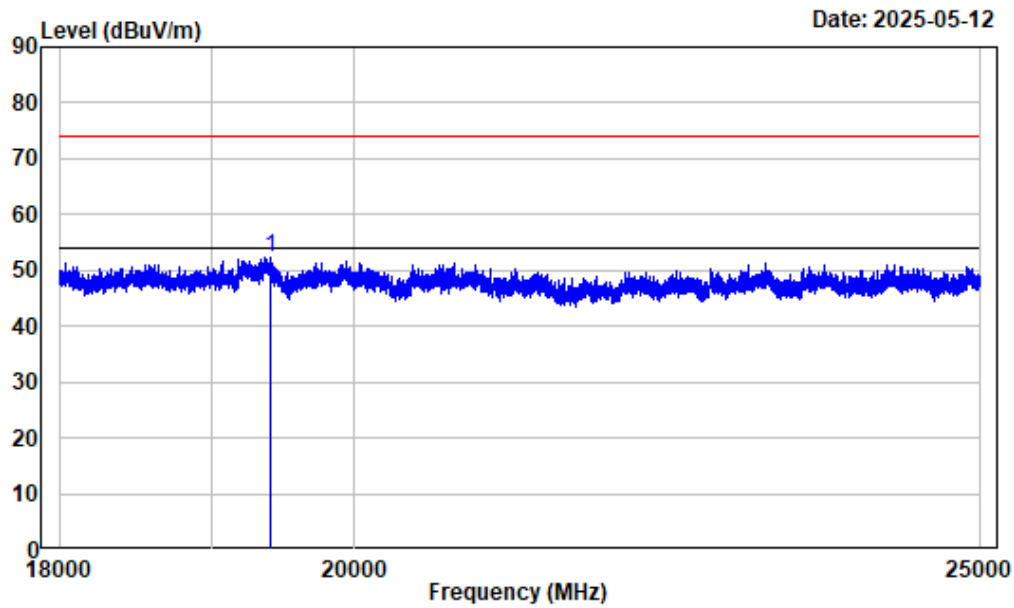


Condition : Vertical  
Project No. : 2501S34461E-RF  
Tester : Visen Wu  
Spectrum setting: Average reading: RBW:1MHz VBW:1kHz Detector:Peak  
Note : 2.4GWiFi\_AX40\_2422

| Freq Factor |       | Read Level |        | Limit Line | Over Limit | Remark  |
|-------------|-------|------------|--------|------------|------------|---------|
| MHz         | dB/m  | dBuV       | dBuV/m | dBuV/m     | dB         |         |
| 1 17998.250 | 13.19 | 33.70      | 46.89  | 54.00      | -7.11      | Average |

**18-25GHz** (Only with worst harmonic margin mode plot):

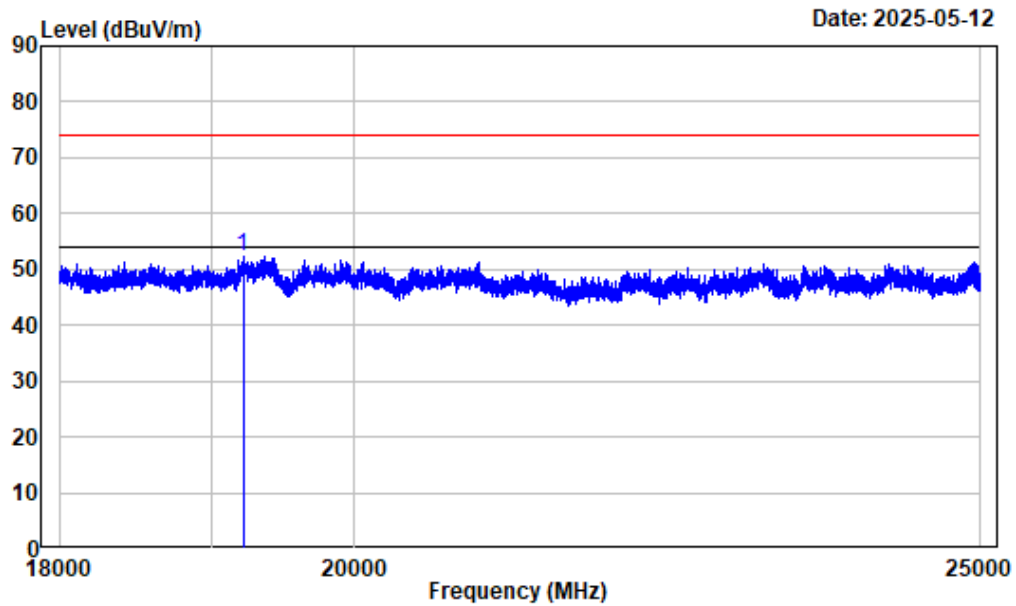
18-25GHz\_Horizontal\_802.11g



Condition : Horizontal  
 Project No. : 2501S34461E-RF  
 Tester : Visen Wu  
 Spectrum setting: Peak reading: RBW:1MHz VBW:3MHz Detector:Peak  
 Note : 2.4GWiFi\_G\_2412

| Freq Factor |       | Read Level | Level  | Limit Line | Over Limit | Remark |
|-------------|-------|------------|--------|------------|------------|--------|
| MHz         | dB/m  | dBuV       | dBuV/m | dBuV/m     | dB         |        |
| 1 19401.930 | 15.45 | 36.87      | 52.32  | 74.00      | -21.68     | peak   |

18-25GHz\_Vertical\_802.11g



Condition : Vertical  
 Project No. : 2501S34461E-RF  
 Tester : Visen Wu  
 Spectrum setting: Peak reading: RBW:1MHz VBW:3MHz Detector:Peak  
 Note : 2.4GWiFi\_G\_2412

| Freq Factor |       | Read Level | Level  | Limit Line | Over Limit | Remark |
|-------------|-------|------------|--------|------------|------------|--------|
| MHz         | dB/m  | dBuV       | dBuV/m | dBuV/m     | dB         |        |
| 1 19218.150 | 15.40 | 36.89      | 52.29  | 74.00      | -21.71     | peak   |

6dB Emission Bandwidth

Test Information:

|             |          |              |              |
|-------------|----------|--------------|--------------|
| Sample No.: | 315U-1   | Test Date:   | 2025/05/23   |
| Test Site:  | RF       | Test Mode:   | Transmitting |
| Tester:     | Brian Li | Test Result: | Pass         |

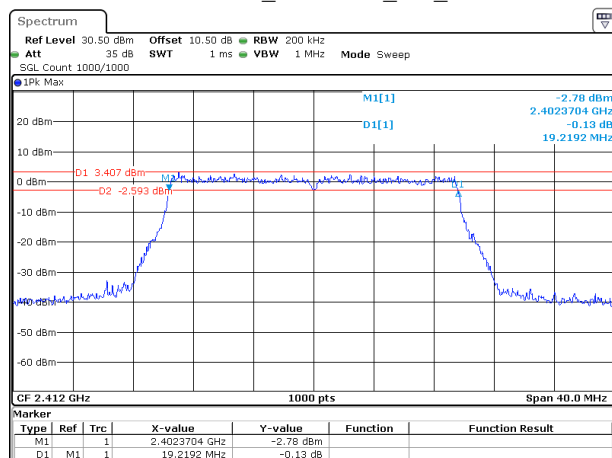
Environmental Conditions:

|                      |      |                              |    |                        |     |
|----------------------|------|------------------------------|----|------------------------|-----|
| Temperature:<br>(°C) | 25.1 | Relative<br>Humidity:<br>(%) | 42 | ATM Pressure:<br>(kPa) | 101 |
|----------------------|------|------------------------------|----|------------------------|-----|

**Test Data:**

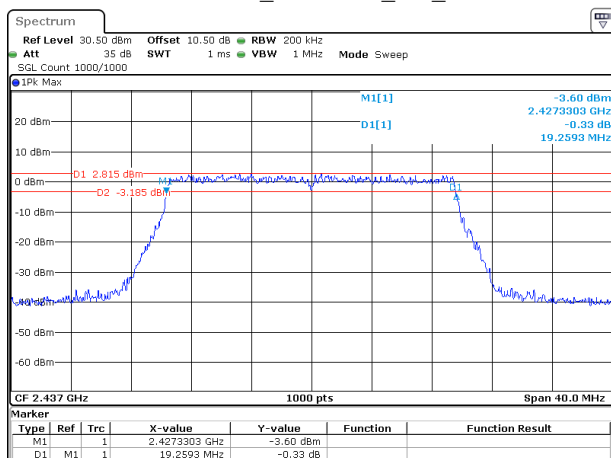
| Mode               | Test Frequency (MHz) | Result (MHz)  | Limit (MHz) | Verdict |
|--------------------|----------------------|---------------|-------------|---------|
| 802.11b            | 2412                 | 9.289         | $\geq 0.5$  | Pass    |
|                    | 2437                 | 9.249         | $\geq 0.5$  | Pass    |
|                    | 2462                 | 9.690         | $\geq 0.5$  | Pass    |
| 802.11g            | 2412                 | 16.697        | $\geq 0.5$  | Pass    |
|                    | 2437                 | 16.617        | $\geq 0.5$  | Pass    |
|                    | 2462                 | 16.657        | $\geq 0.5$  | Pass    |
| 802.11n20          | 2412                 | 17.938        | $\geq 0.5$  | Pass    |
|                    | 2437                 | 17.898        | $\geq 0.5$  | Pass    |
|                    | 2462                 | 17.858        | $\geq 0.5$  | Pass    |
| 802.11n40          | 2422                 | 36.517        | $\geq 0.5$  | Pass    |
|                    | 2437                 | 36.677        | $\geq 0.5$  | Pass    |
|                    | 2452                 | 36.837        | $\geq 0.5$  | Pass    |
| 802.11ax20_RU_Full | 2412                 | 19.219        | $\geq 0.5$  | Pass    |
|                    | 2437                 | 19.259        | $\geq 0.5$  | Pass    |
|                    | 2462                 | 19.259        | $\geq 0.5$  | Pass    |
| 802.11ax40_RU_Full | 2422                 | <b>38.198</b> | $\geq 0.5$  | Pass    |
|                    | 2437                 | <b>38.198</b> | $\geq 0.5$  | Pass    |
|                    | 2452                 | <b>38.198</b> | $\geq 0.5$  | Pass    |

## 802.11ax20\_2412MHz\_RU\_Full



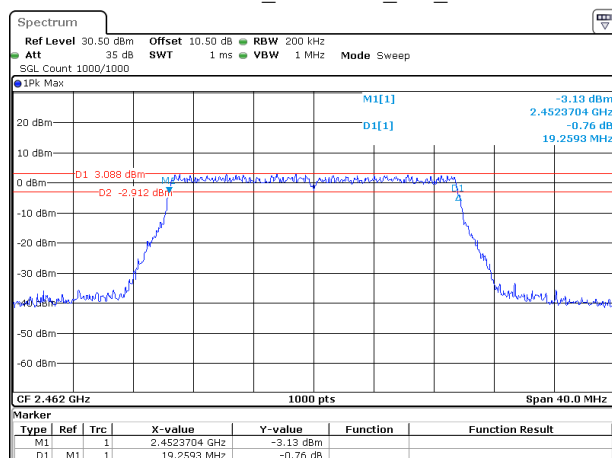
ProjectNo.:2501S34461E-RF Tester:Brian Li  
Date: 23.MAY.2025 22:05:33

## 802.11ax20\_2437MHz\_RU\_Full



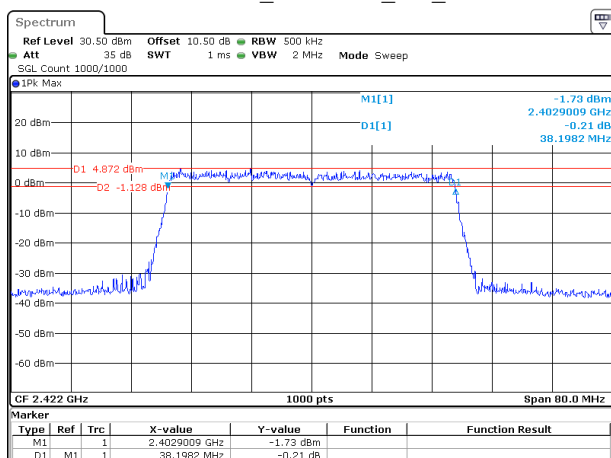
ProjectNo.:2501S34461E-RF Tester:Brian Li  
Date: 23.MAY.2025 22:07:38

## 802.11ax20\_2462MHz\_RU\_Full



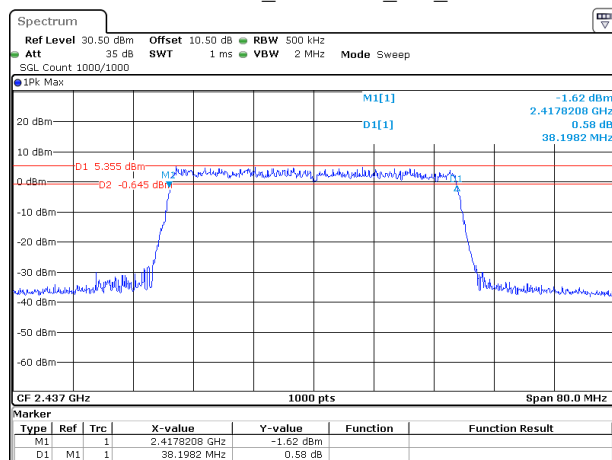
ProjectNo.:2501S34461E-RF Tester:Brian Li  
Date: 23.MAY.2025 22:10:23

## 802.11ax40\_2422MHz\_RU\_Full



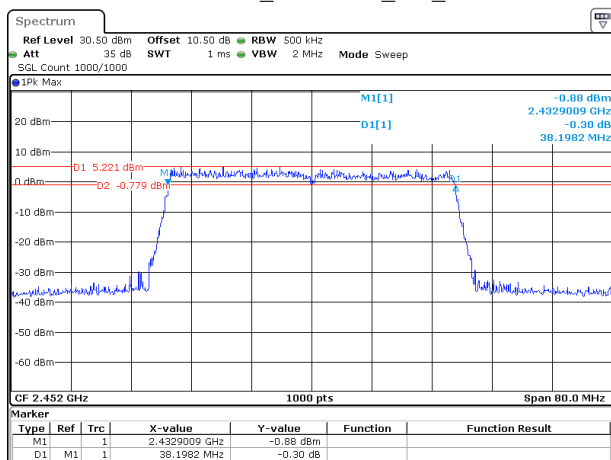
ProjectNo.:2501S34461E-RF Tester:Brian Li  
Date: 23.MAY.2025 22:22:04

## 802.11ax40\_2437MHz\_RU\_Full



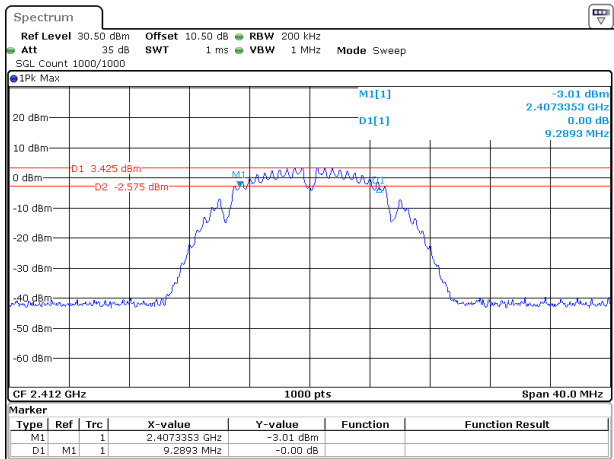
ProjectNo.:2501S34461E-RF Tester:Brian Li  
Date: 23.MAY.2025 22:24:01

## 802.11ax40\_2452MHz\_RU\_Full



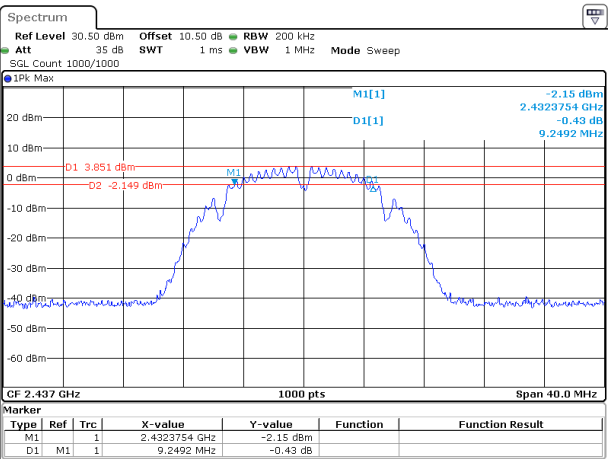
ProjectNo.:2501S34461E-RF Tester:Brian Li  
Date: 23.MAY.2025 22:25:14

802.11b\_2412MHz



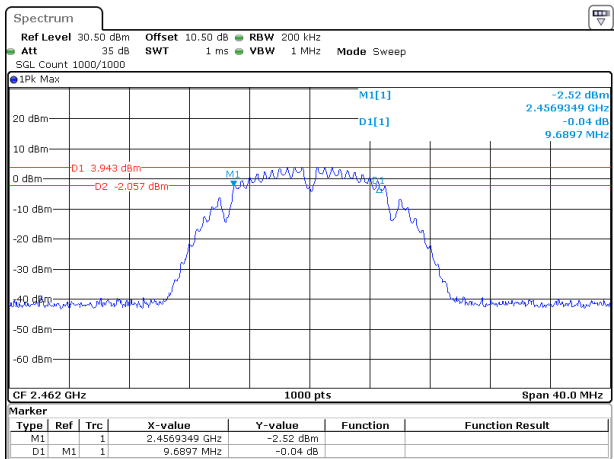
ProjectNo.:2501S34461E-RF Tester:Brian Li  
Date: 23.MAY.2025 22:27:20

802.11b\_2437MHz



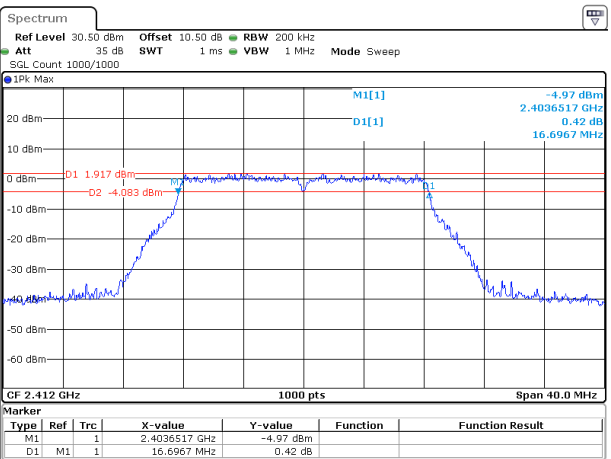
ProjectNo.:2501S34461E-RF Tester:Brian Li  
Date: 23.MAY.2025 22:29:37

802.11b\_2462MHz



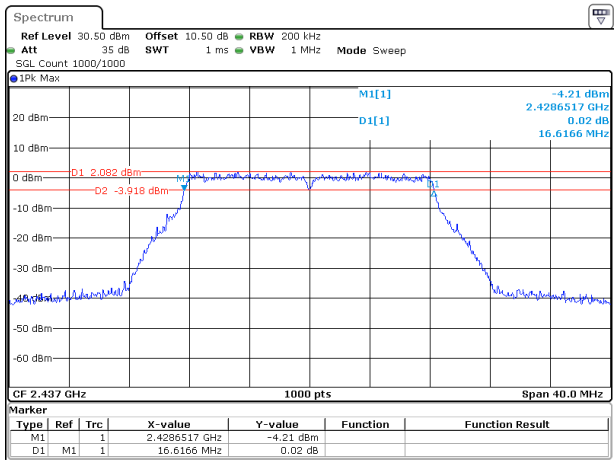
ProjectNo.:2501S34461E-RF Tester:Brian Li  
Date: 23.MAY.2025 22:31:34

802.11g\_2412MHz



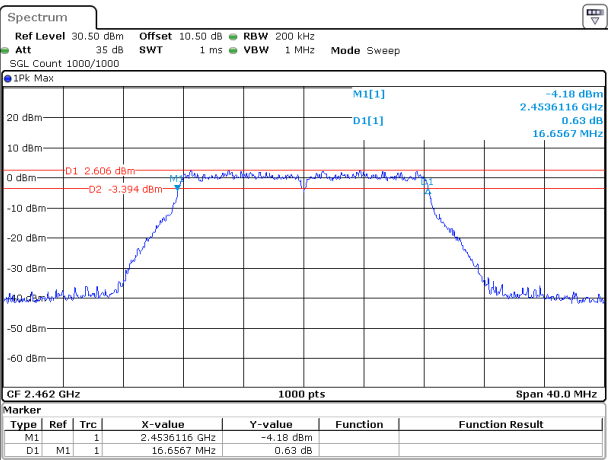
ProjectNo.:2501S34461E-RF Tester:Brian Li  
Date: 23.MAY.2025 22:32:36

802.11g\_2437MHz



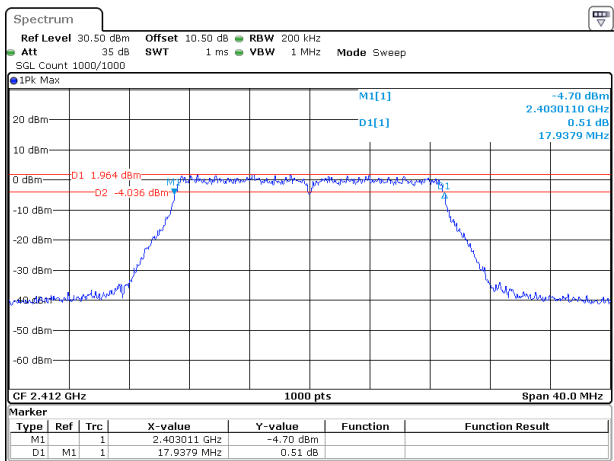
ProjectNo.:2501S34461E-RF Tester:Brian Li  
Date: 23.MAY.2025 22:34:37

802.11g\_2462MHz

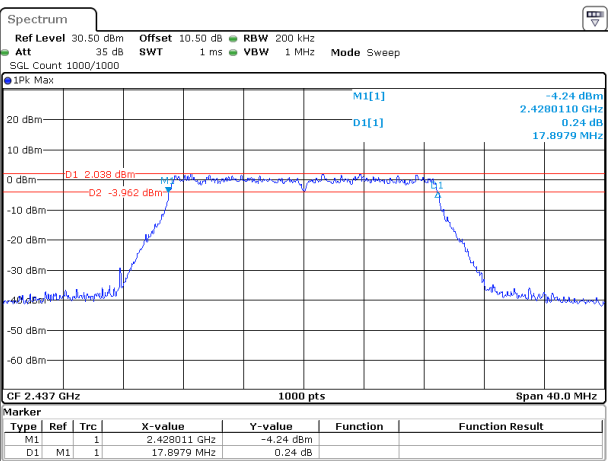


ProjectNo.:2501S34461E-RF Tester:Brian Li  
Date: 23.MAY.2025 22:37:13

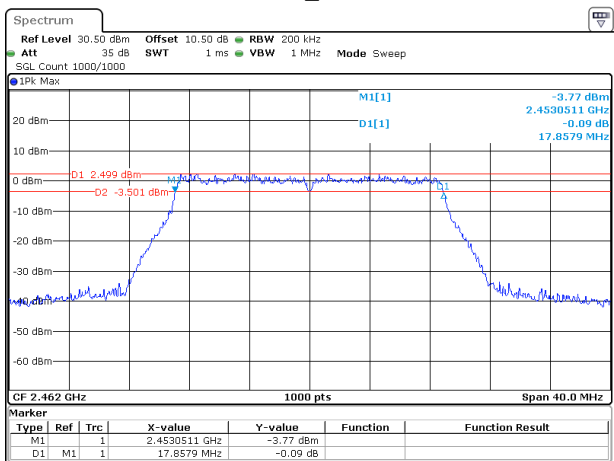
802.11n20\_2412MHz



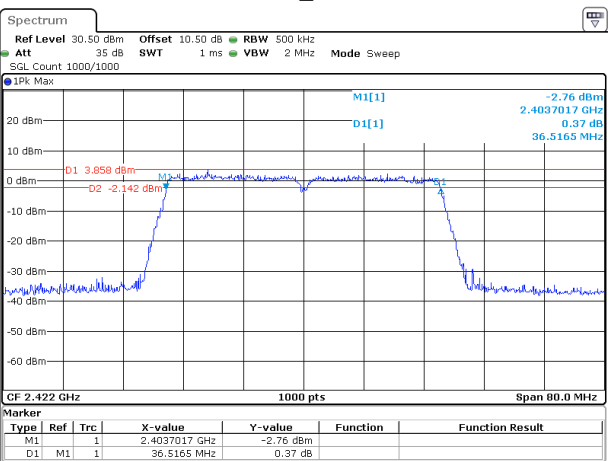
802.11n20\_2437MHz



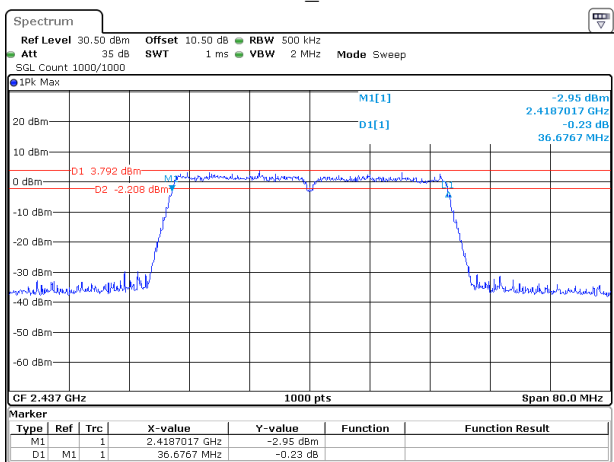
802.11n20\_2462MHz



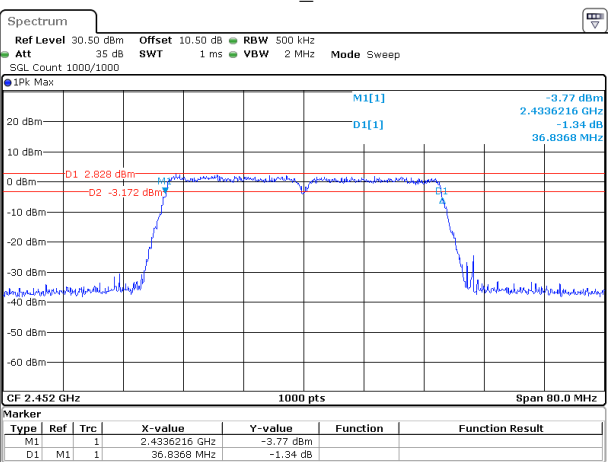
802.11n40\_2422MHz



802.11n40\_2437MHz



802.11n40\_2452MHz



**99% Occupied Bandwidth****Test Information:**

|                    |          |                     |                       |
|--------------------|----------|---------------------|-----------------------|
| <b>Sample No.:</b> | 315U-1   | <b>Test Date:</b>   | 2025/05/23~2025/06/10 |
| <b>Test Site:</b>  | RF       | <b>Test Mode:</b>   | Transmitting          |
| <b>Tester:</b>     | Brian Li | <b>Test Result:</b> | Pass                  |

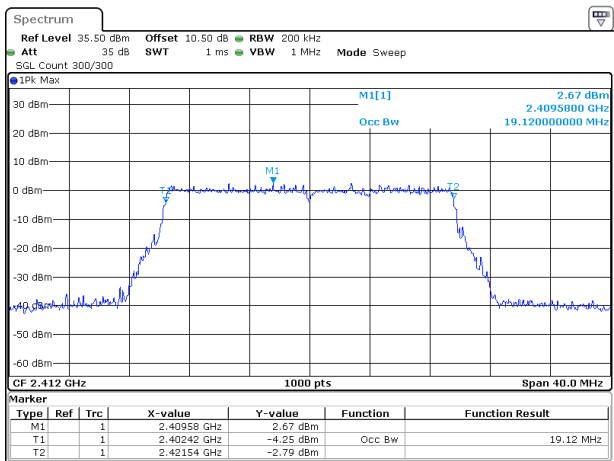
**Environmental Conditions:**

|                              |           |                                       |       |                                |     |
|------------------------------|-----------|---------------------------------------|-------|--------------------------------|-----|
| <b>Temperature:<br/>(°C)</b> | 24.5-25.1 | <b>Relative<br/>Humidity:<br/>(%)</b> | 42-49 | <b>ATM Pressure:<br/>(kPa)</b> | 101 |
|------------------------------|-----------|---------------------------------------|-------|--------------------------------|-----|

**Test Data:**

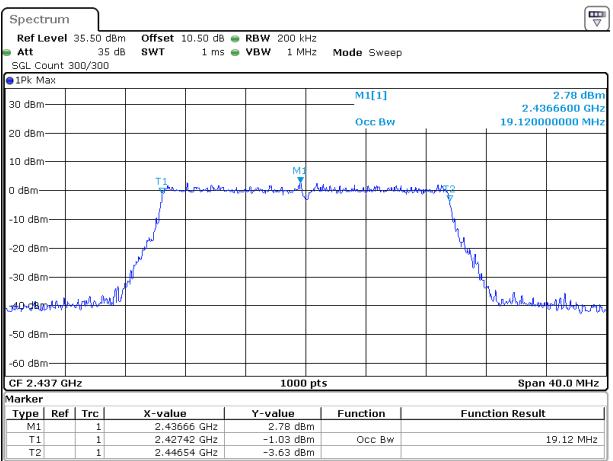
| Mode               | Test Frequency (MHz) | 99% OBW (MHz) |
|--------------------|----------------------|---------------|
| 802.11b            | 2412                 | 12.720        |
|                    | 2437                 | 12.720        |
|                    | 2462                 | 12.720        |
| 802.11g            | 2412                 | 16.880        |
|                    | 2437                 | 16.840        |
|                    | 2462                 | 16.840        |
| 802.11n20          | 2412                 | 17.920        |
|                    | 2437                 | 17.960        |
|                    | 2462                 | 17.920        |
| 802.11n40          | 2422                 | 36.640        |
|                    | 2437                 | 36.640        |
|                    | 2452                 | 36.560        |
| 802.11ax20_RU_Full | 2412                 | 19.120        |
|                    | 2437                 | 19.120        |
|                    | 2462                 | 19.080        |
| 802.11ax40_RU_Full | 2422                 | <b>37.920</b> |
|                    | 2437                 | <b>37.920</b> |
|                    | 2452                 | <b>37.920</b> |

802.11ax20\_2412MHz\_RU\_Full



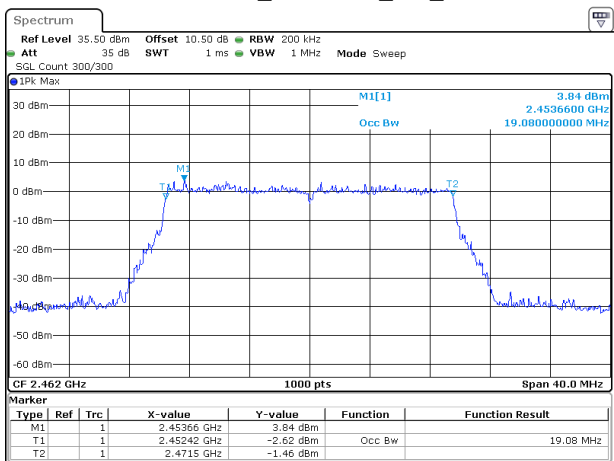
ProjectNo.:2501S34461E-RF Tester:Brian Li  
Date: 23.MAY.2025 22:05:56

802.11ax20\_2437MHz\_RU\_Full



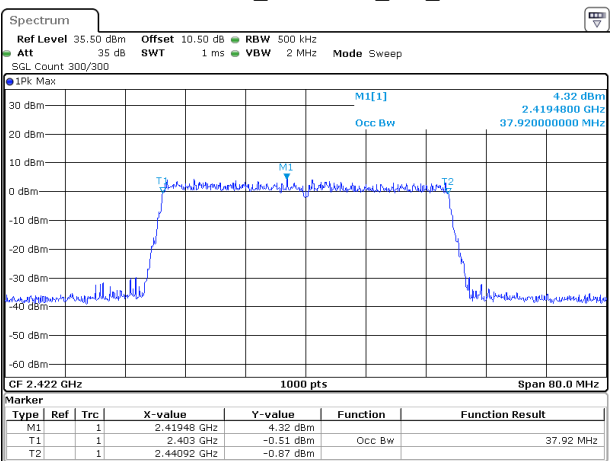
ProjectNo.:2501S34461E-RF Tester:Brian Li  
Date: 23.MAY.2025 22:07:59

802.11ax20\_2462MHz\_RU\_Full



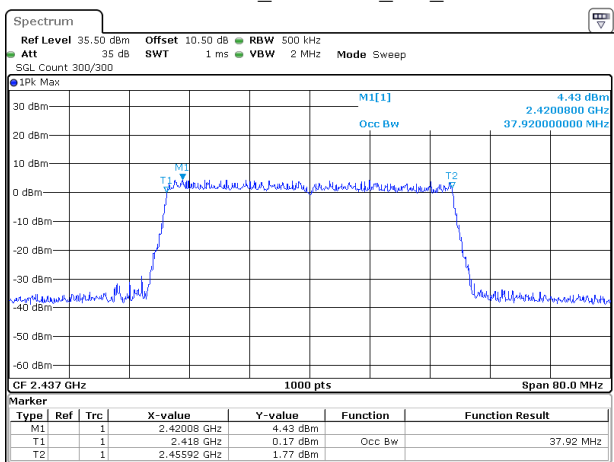
ProjectNo.:2501S34461E-RF Tester:Brian Li  
Date: 23.MAY.2025 22:10:45

802.11ax40\_2422MHz\_RU\_Full



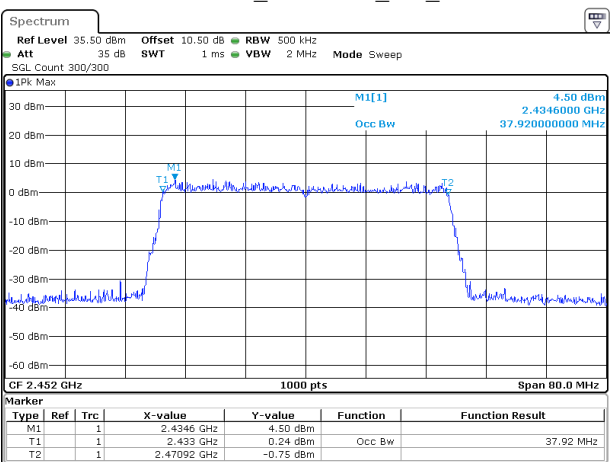
ProjectNo.:2501S34461E-RF Tester:Brian Li  
Date: 23.MAY.2025 22:22:14

802.11ax40\_2437MHz\_RU\_Full



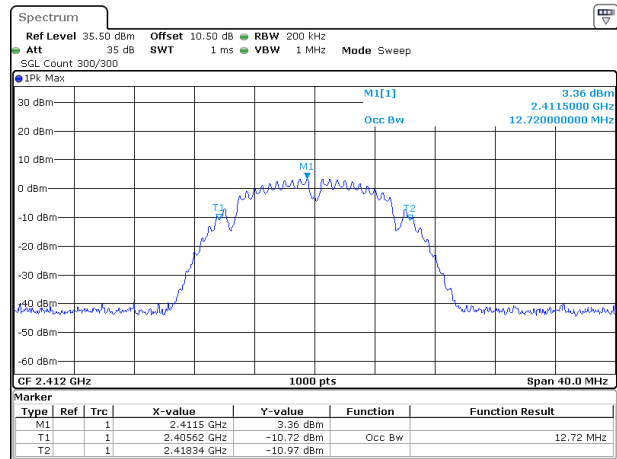
ProjectNo.:2501S34461E-RF Tester:Brian Li  
Date: 23.MAY.2025 22:24:11

802.11ax40\_2452MHz\_RU\_Full



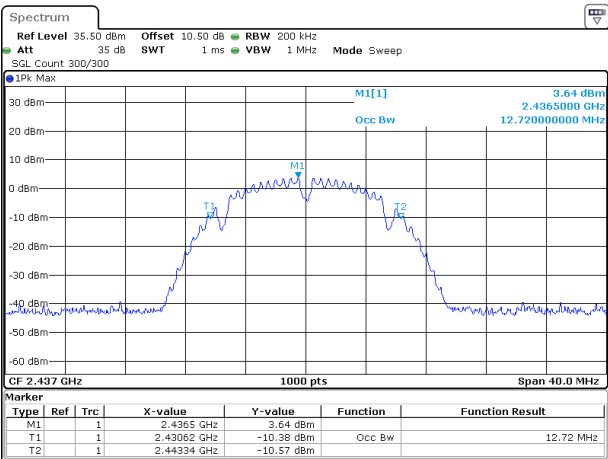
ProjectNo.:2501S34461E-RF Tester:Brian Li  
Date: 23.MAY.2025 22:25:25

802.11b\_2412MHz



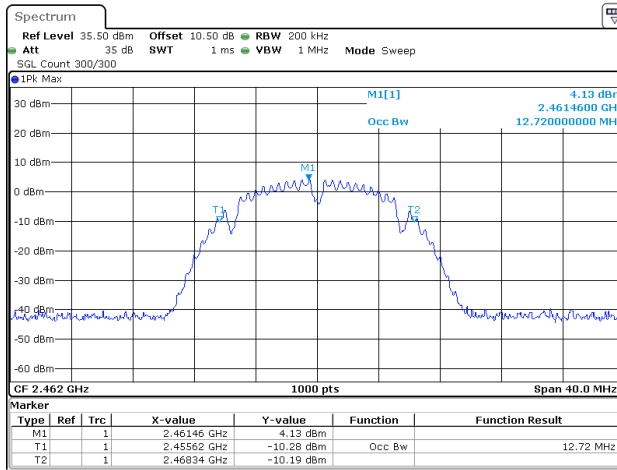
ProjectNo.:2501S34461E-RF Tester:Brian Li  
Date: 23.MAY.2025 22:27:43

802.11b\_2437MHz



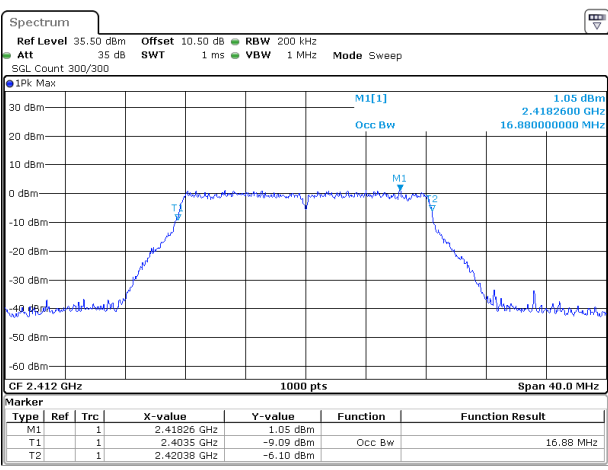
ProjectNo.:2501S34461E-RF Tester:Brian Li  
Date: 23.MAY.2025 22:29:58

802.11b\_2462MHz



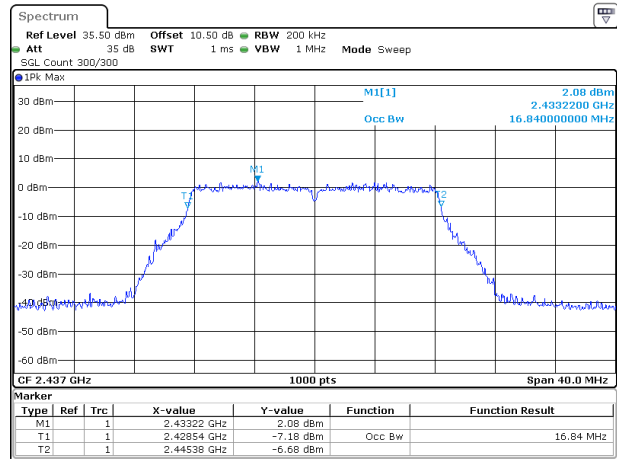
ProjectNo.:2501S34461E-RF Tester:Brian Li  
Date: 10.JUN.2025 22:48:34

802.11g\_2412MHz



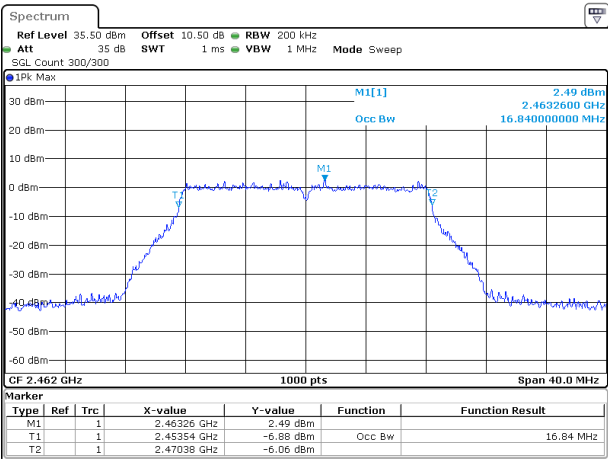
ProjectNo.:2501S34461E-RF Tester:Brian Li  
Date: 23.MAY.2025 22:33:00

802.11g\_2437MHz



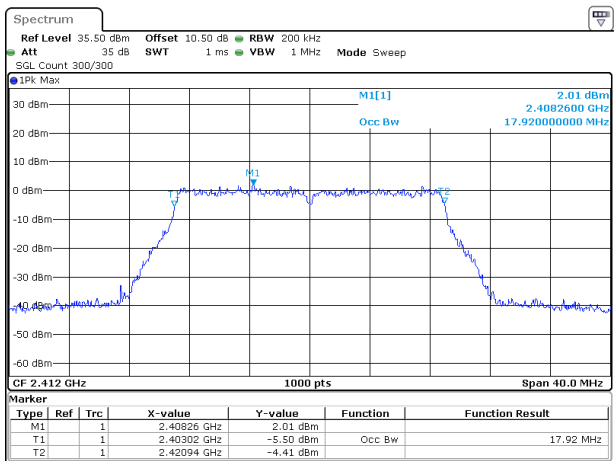
ProjectNo.:2501S34461E-RF Tester:Brian Li  
Date: 23.MAY.2025 22:34:58

802.11g\_2462MHz



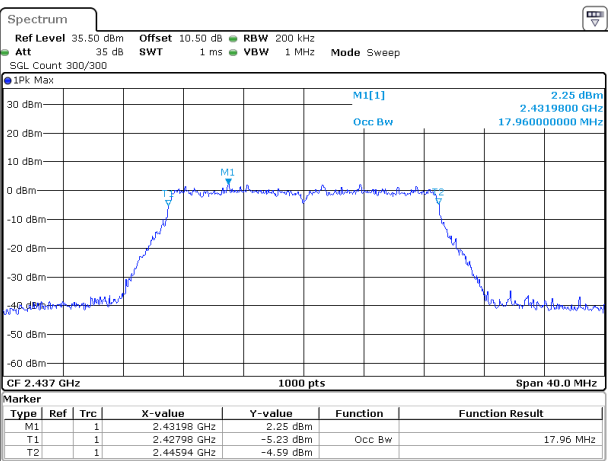
ProjectNo.:2501S34461E-RF Tester:Brian Li  
Date: 23.MAY.2025 22:37:36

802.11n20\_2412MHz



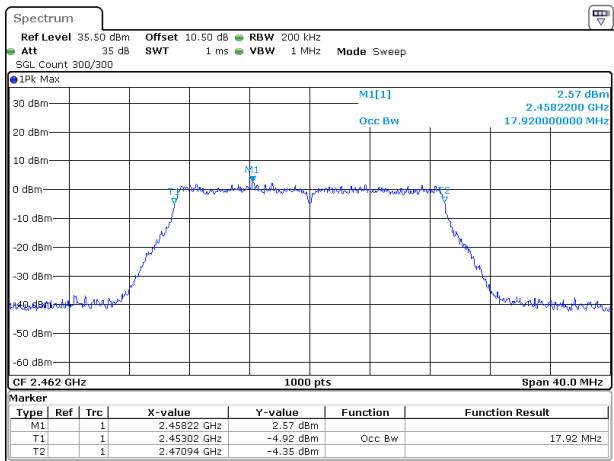
ProjectNo.:2501S34461E-RF Tester:Brian Li  
Date: 23.MAY.2025 22:41:03

802.11n20\_2437MHz



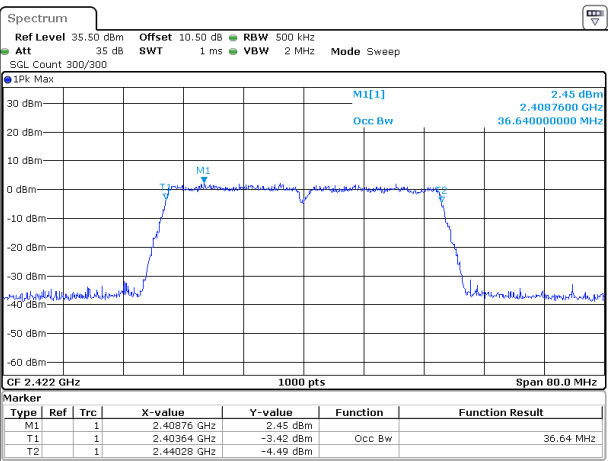
ProjectNo.:2501S34461E-RF Tester:Brian Li  
Date: 23.MAY.2025 22:43:30

802.11n20\_2462MHz



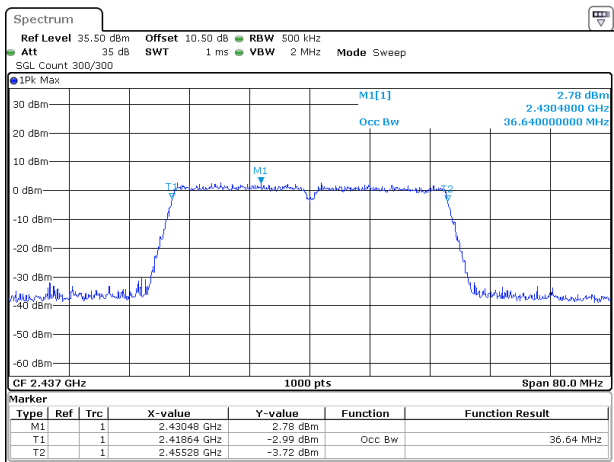
ProjectNo.:2501S34461E-RF Tester:Brian Li  
Date: 23.MAY.2025 22:46:32

802.11n40\_2422MHz



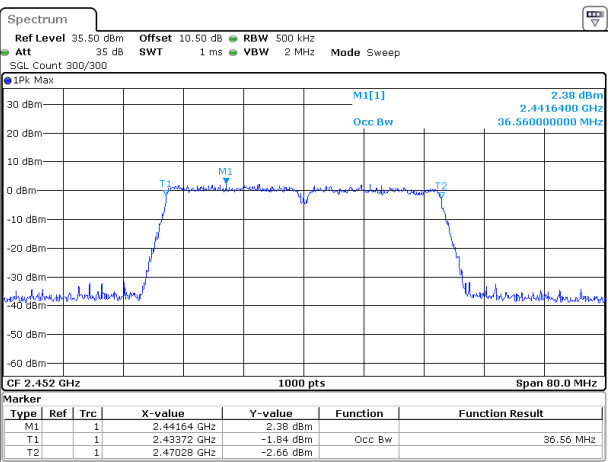
ProjectNo.:2501S34461E-RF Tester:Brian Li  
Date: 23.MAY.2025 22:51:19

802.11n40\_2437MHz



ProjectNo.:2501S34461E-RF Tester:Brian Li  
Date: 23.MAY.2025 22:53:00

802.11n40\_2452MHz



ProjectNo.:2501S34461E-RF Tester:Brian Li  
Date: 23.MAY.2025 22:55:06

**Maximum Conducted Output Power****Test Information:**

|                    |          |                     |                       |
|--------------------|----------|---------------------|-----------------------|
| <b>Sample No.:</b> | 315U-1   | <b>Test Date:</b>   | 2025/05/23~2025/06/10 |
| <b>Test Site:</b>  | RF       | <b>Test Mode:</b>   | Transmitting          |
| <b>Tester:</b>     | Brian Li | <b>Test Result:</b> | Pass                  |

**Environmental Conditions:**

|                              |           |                                       |       |                                |     |
|------------------------------|-----------|---------------------------------------|-------|--------------------------------|-----|
| <b>Temperature:<br/>(°C)</b> | 24.5-25.1 | <b>Relative<br/>Humidity:<br/>(%)</b> | 42-49 | <b>ATM Pressure:<br/>(kPa)</b> | 101 |
|------------------------------|-----------|---------------------------------------|-------|--------------------------------|-----|

**Test Data:**

| Mode               | Test Frequency (MHz) | Peak Output Power(dBm) | Average Output Power(dBm) | Limit (dBm) | Verdict |
|--------------------|----------------------|------------------------|---------------------------|-------------|---------|
| 802.11b            | 2412                 | 15.75                  | 12.43                     | 30          | Pass    |
|                    | 2437                 | 15.10                  | 11.89                     | 30          | Pass    |
|                    | 2462                 | 14.46                  | 11.28                     | 30          | Pass    |
| 802.11g            | 2412                 | 19.80                  | 12.44                     | 30          | Pass    |
|                    | 2437                 | 19.98                  | 12.64                     | 30          | Pass    |
|                    | 2462                 | 20.30                  | 12.88                     | 30          | Pass    |
| 802.11n20          | 2412                 | 19.96                  | 12.56                     | 30          | Pass    |
|                    | 2437                 | 20.10                  | 12.80                     | 30          | Pass    |
|                    | 2462                 | 20.36                  | 13.04                     | 30          | Pass    |
| 802.11n40          | 2422                 | 19.43                  | 12.06                     | 30          | Pass    |
|                    | 2437                 | 19.78                  | 12.52                     | 30          | Pass    |
|                    | 2452                 | 19.42                  | 12.06                     | 30          | Pass    |
| 802.11ax20_RU_Full | 2412                 | 20.57                  | 12.63                     | 30          | Pass    |
|                    | 2437                 | 20.68                  | 12.82                     | 30          | Pass    |
|                    | 2462                 | <b>21.05</b>           | 13.11                     | 30          | Pass    |
| 802.11ax40_RU_Full | 2422                 | 19.84                  | 11.98                     | 30          | Pass    |
|                    | 2437                 | 20.31                  | 12.37                     | 30          | Pass    |
|                    | 2452                 | 19.95                  | 11.96                     | 30          | Pass    |

**Power Spectral Density****Test Information:**

|                    |          |                     |                       |
|--------------------|----------|---------------------|-----------------------|
| <b>Sample No.:</b> | 315U-1   | <b>Test Date:</b>   | 2025/05/23~2025/06/10 |
| <b>Test Site:</b>  | RF       | <b>Test Mode:</b>   | Transmitting          |
| <b>Tester:</b>     | Brian Li | <b>Test Result:</b> | Pass                  |

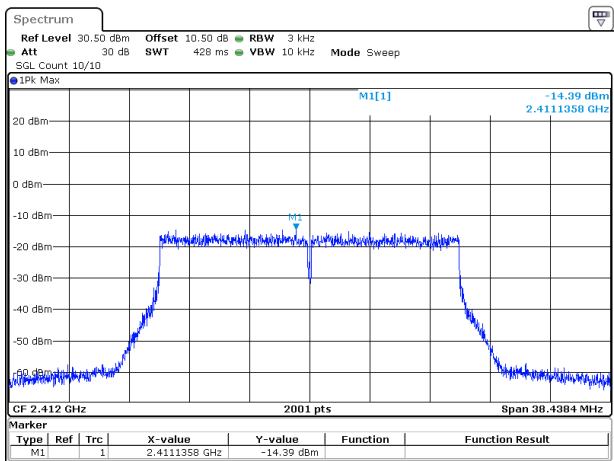
**Environmental Conditions:**

|                              |           |                                       |       |                                |     |
|------------------------------|-----------|---------------------------------------|-------|--------------------------------|-----|
| <b>Temperature:<br/>(°C)</b> | 24.5-25.1 | <b>Relative<br/>Humidity:<br/>(%)</b> | 42-49 | <b>ATM Pressure:<br/>(kPa)</b> | 101 |
|------------------------------|-----------|---------------------------------------|-------|--------------------------------|-----|

**Test Data:**

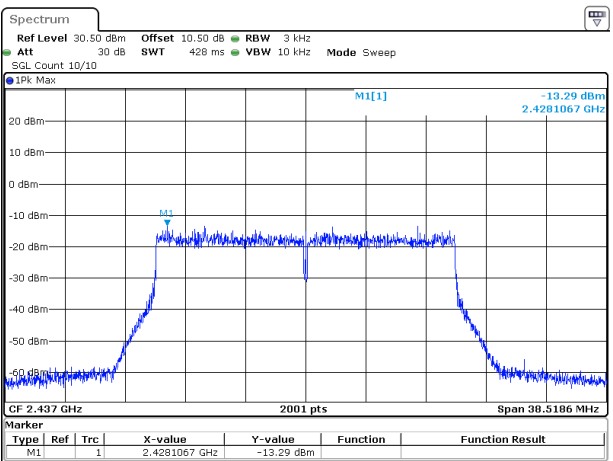
| Mode               | Test Frequency (MHz) | Result (dBm/3kHz) | Limit (dBm/3kHz) | Verdict |
|--------------------|----------------------|-------------------|------------------|---------|
| 802.11b            | 2412                 | -8.90             | 8                | Pass    |
|                    | 2437                 | -9.92             | 8                | Pass    |
|                    | 2462                 | -10.39            | 8                | Pass    |
| 802.11g            | 2412                 | -13.09            | 8                | Pass    |
|                    | 2437                 | -12.33            | 8                | Pass    |
|                    | 2462                 | -11.39            | 8                | Pass    |
| 802.11n20          | 2412                 | -13.33            | 8                | Pass    |
|                    | 2437                 | -11.90            | 8                | Pass    |
|                    | 2462                 | -11.72            | 8                | Pass    |
| 802.11n40          | 2422                 | -16.51            | 8                | Pass    |
|                    | 2437                 | -14.40            | 8                | Pass    |
|                    | 2452                 | -14.66            | 8                | Pass    |
| 802.11ax20_RU_Full | 2412                 | -14.39            | 8                | Pass    |
|                    | 2437                 | -13.29            | 8                | Pass    |
|                    | 2462                 | -14.41            | 8                | Pass    |
| 802.11ax40_RU_Full | 2422                 | -16.11            | 8                | Pass    |
|                    | 2437                 | -15.15            | 8                | Pass    |
|                    | 2452                 | -15.51            | 8                | Pass    |

802.11ax20\_2412MHz\_RU\_Full



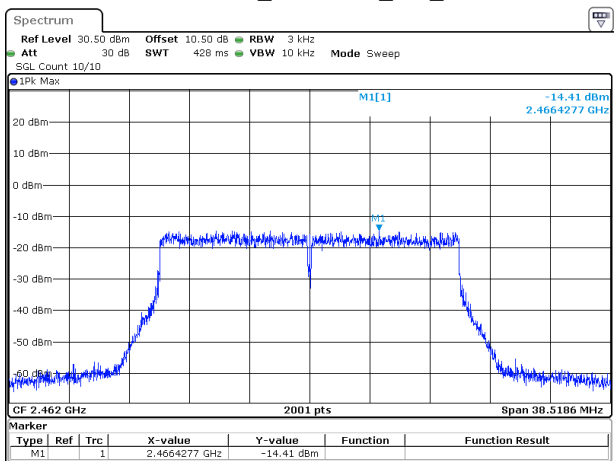
ProjectNo.:2501S34461E-RF Tester:Brian Li  
Date: 23.MAY.2025 22:06:43

802.11ax20\_2437MHz\_RU\_Full



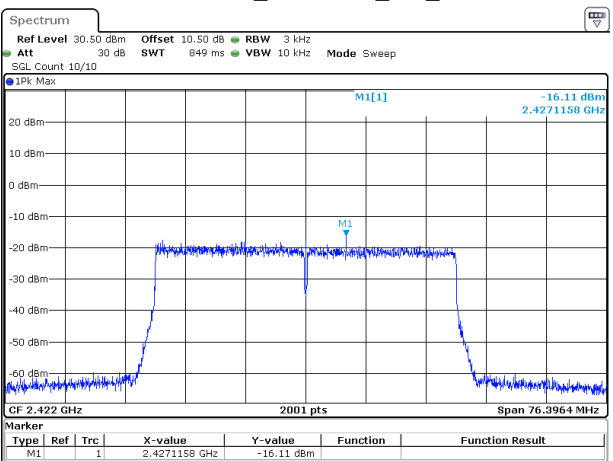
ProjectNo.:2501S34461E-RF Tester:Brian Li  
Date: 23.MAY.2025 22:08:45

802.11ax20\_2462MHz\_RU\_Full



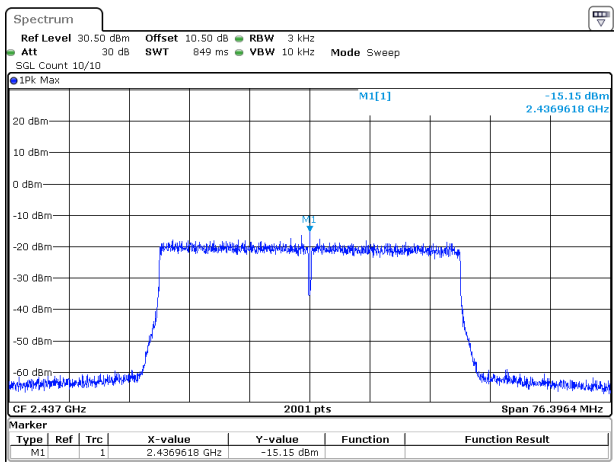
ProjectNo.:2501S34461E-RF Tester:Brian Li  
Date: 23.MAY.2025 22:12:19

802.11ax40\_2422MHz\_RU\_Full



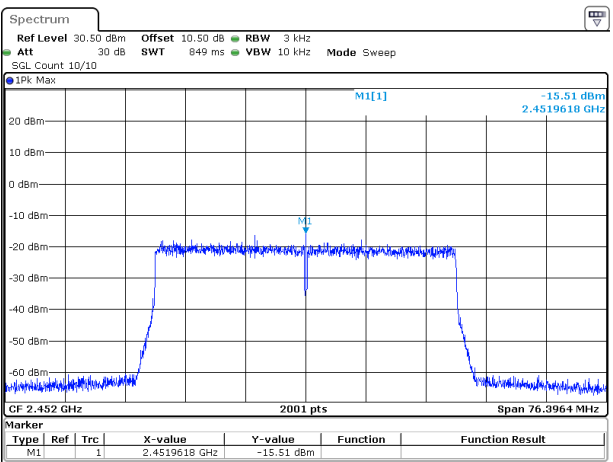
ProjectNo.:2501S34461E-RF Tester:Brian Li  
Date: 23.MAY.2025 22:23:04

802.11ax40\_2437MHz\_RU\_Full



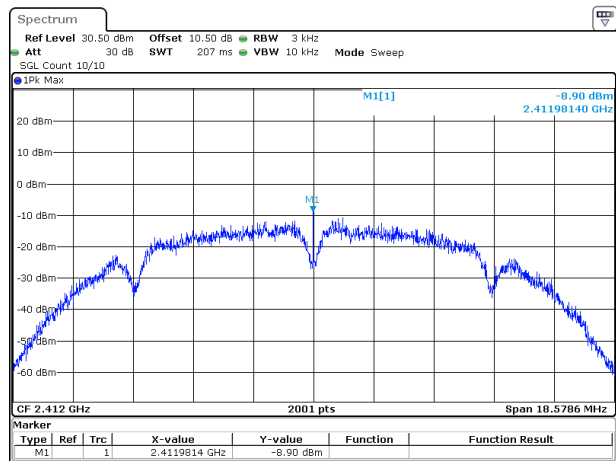
ProjectNo.:2501S34461E-RF Tester:Brian Li  
Date: 23.MAY.2025 22:24:50

802.11ax40\_2452MHz\_RU\_Full



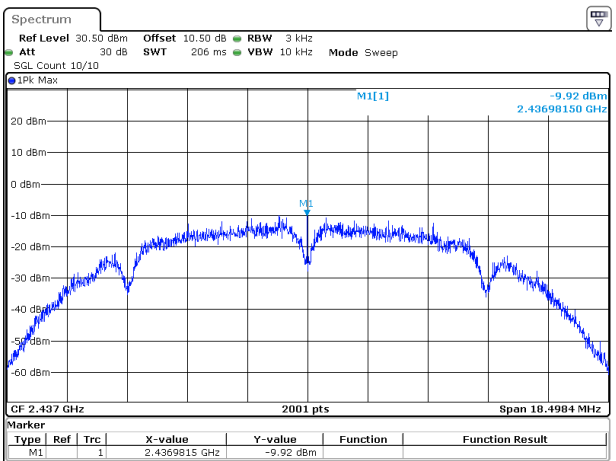
ProjectNo.:2501S34461E-RF Tester:Brian Li  
Date: 23.MAY.2025 22:26:16

802.11b\_2412MHz



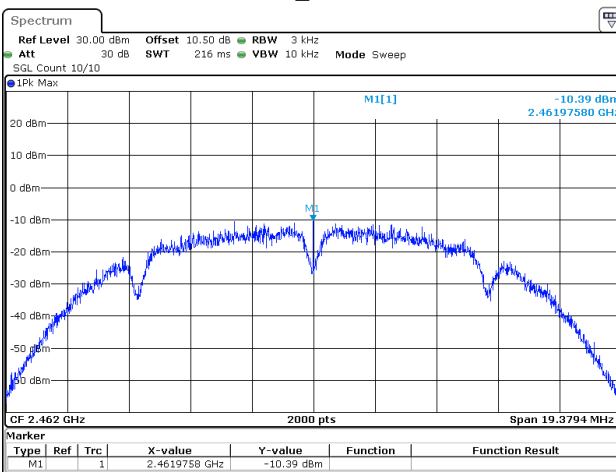
ProjectNo.:2501S34461E-RF Tester:Brian Li  
Date: 23.MAY.2025 22:28:45

802.11b\_2437MHz



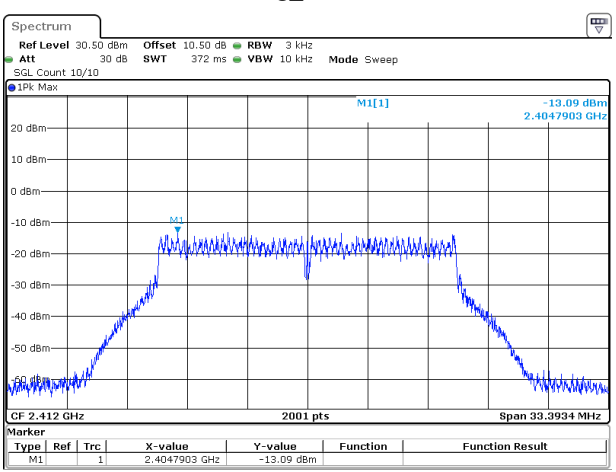
ProjectNo.:2501S34461E-RF Tester:Brian Li  
Date: 23.MAY.2025 22:30:21

802.11b\_2462MHz



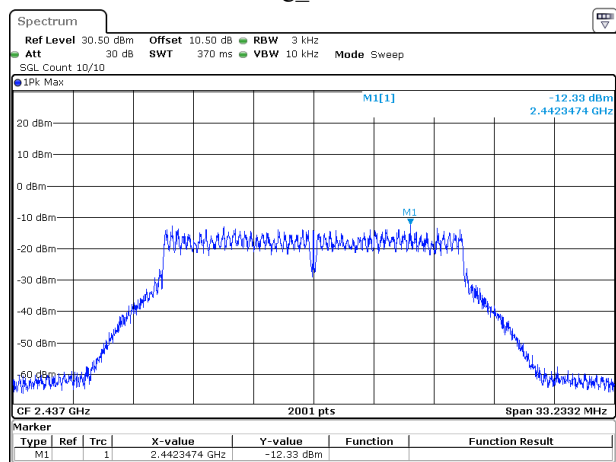
ProjectNo.:2501S34461E-RF Tester:Brian Li  
Date: 10.JUN.2025 22:49:30

802.11g\_2412MHz



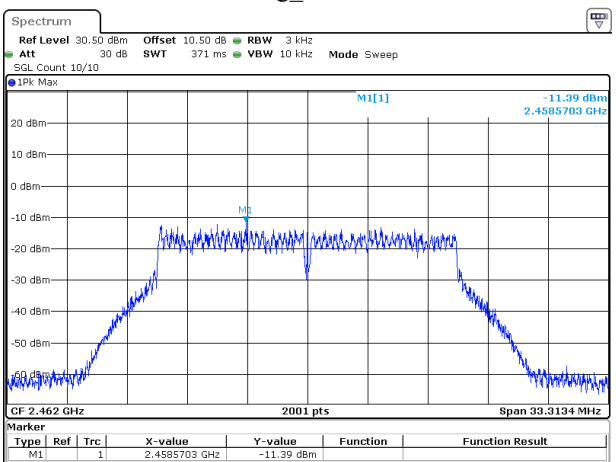
ProjectNo.:2501S34461E-RF Tester:Brian Li  
Date: 23.MAY.2025 22:33:46

802.11g\_2437MHz



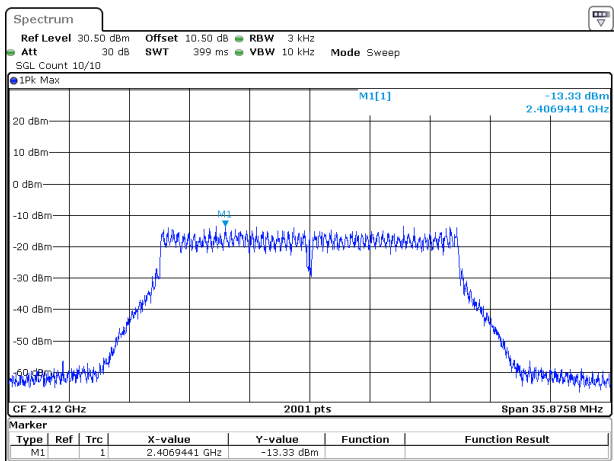
ProjectNo.:2501S34461E-RF Tester:Brian Li  
Date: 23.MAY.2025 22:35:43

802.11g\_2462MHz



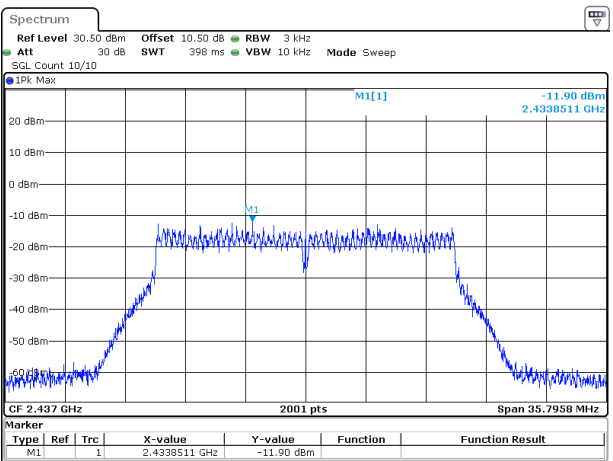
ProjectNo.:2501S34461E-RF Tester:Brian Li  
Date: 23.MAY.2025 22:38:33

802.11n20\_2412MHz



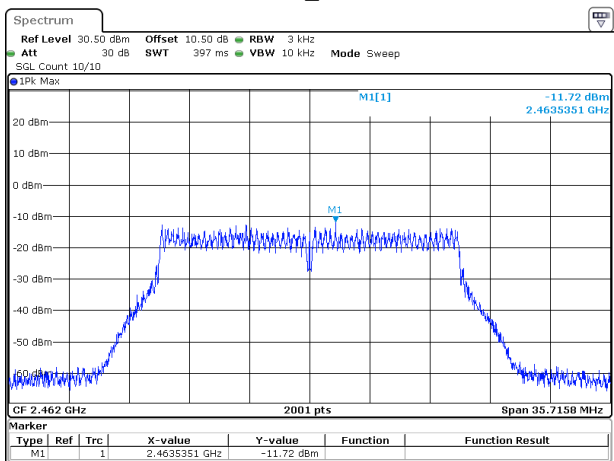
ProjectNo.:2501S34461E-RF Tester:Brian Li  
Date: 23.MAY.2025 22:42:05

802.11n20\_2437MHz



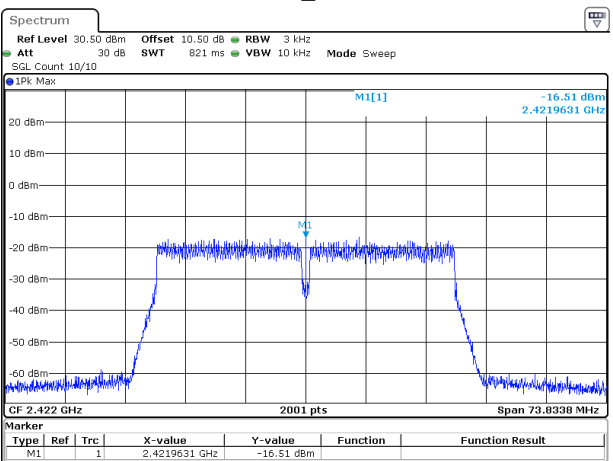
ProjectNo.:2501S34461E-RF Tester:Brian Li  
Date: 23.MAY.2025 22:44:00

802.11n20\_2462MHz



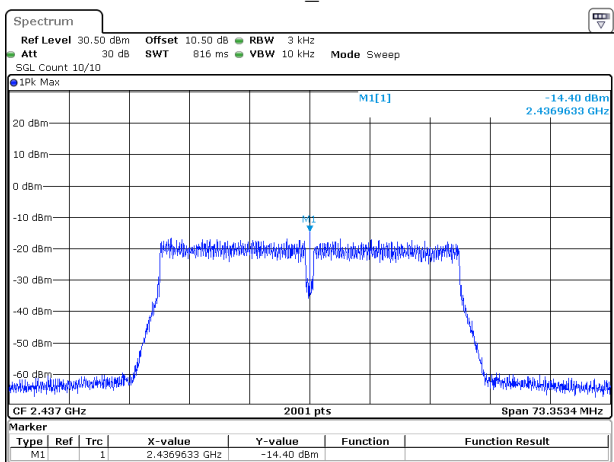
ProjectNo.:2501S34461E-RF Tester:Brian Li  
Date: 23.MAY.2025 22:49:55

802.11n40\_2422MHz



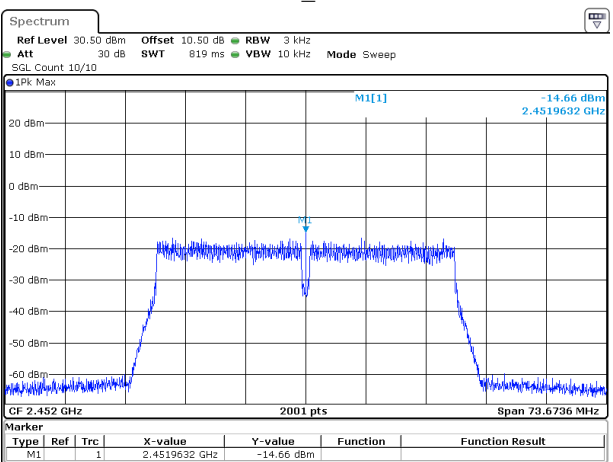
ProjectNo.:2501S34461E-RF Tester:Brian Li  
Date: 23.MAY.2025 22:52:09

802.11n40\_2437MHz



ProjectNo.:2501S34461E-RF Tester:Brian Li  
Date: 23.MAY.2025 22:53:35

802.11n40\_2452MHz



ProjectNo.:2501S34461E-RF Tester:Brian Li  
Date: 23.MAY.2025 22:56:04

**100 kHz Bandwidth of Frequency Band Edge****Test Information:**

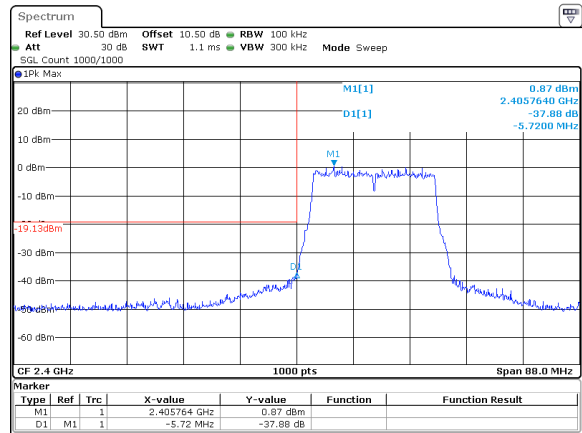
|                    |          |                     |                       |
|--------------------|----------|---------------------|-----------------------|
| <b>Sample No.:</b> | 315U-1   | <b>Test Date:</b>   | 2025/05/23~2025/06/10 |
| <b>Test Site:</b>  | RF       | <b>Test Mode:</b>   | Transmitting          |
| <b>Tester:</b>     | Brian Li | <b>Test Result:</b> | Pass                  |

**Environmental Conditions:**

|                              |           |                                       |       |                                |     |
|------------------------------|-----------|---------------------------------------|-------|--------------------------------|-----|
| <b>Temperature:<br/>(°C)</b> | 24.5-25.1 | <b>Relative<br/>Humidity:<br/>(%)</b> | 42-49 | <b>ATM Pressure:<br/>(kPa)</b> | 101 |
|------------------------------|-----------|---------------------------------------|-------|--------------------------------|-----|

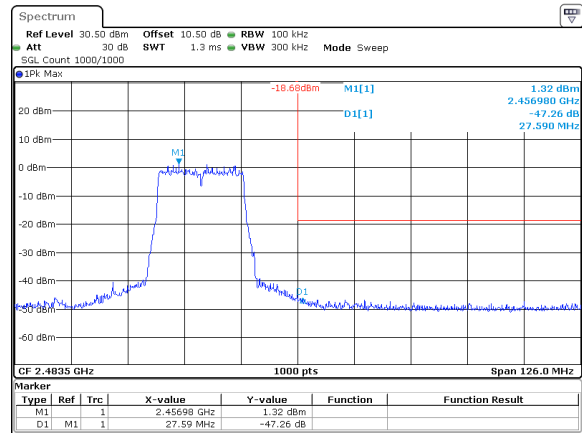
Test Data:

802.11ax20\_2412MHz\_RU\_Full



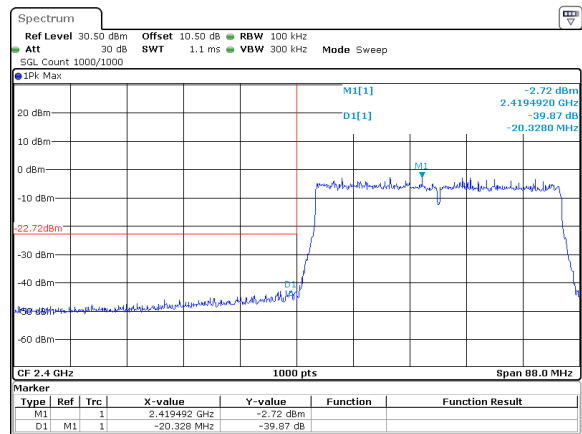
ProjectNo.:2501S34461E-RF Tester:Brian Li  
Date: 23.MAY.2025 22:06:31

802.11ax20\_2462MHz\_RU\_Full



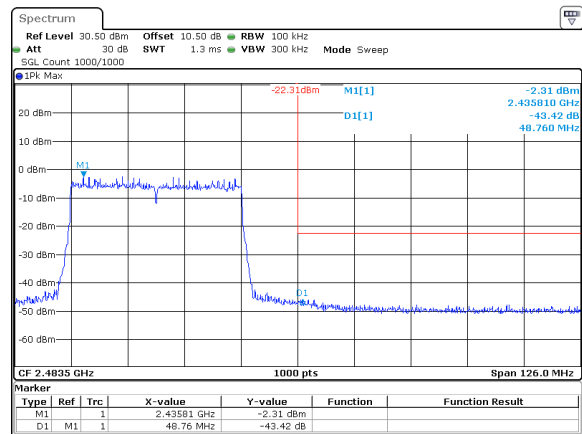
ProjectNo.:2501S34461E-RF Tester:Brian Li  
Date: 23.MAY.2025 22:12:08

802.11ax40\_2422MHz\_RU\_Full



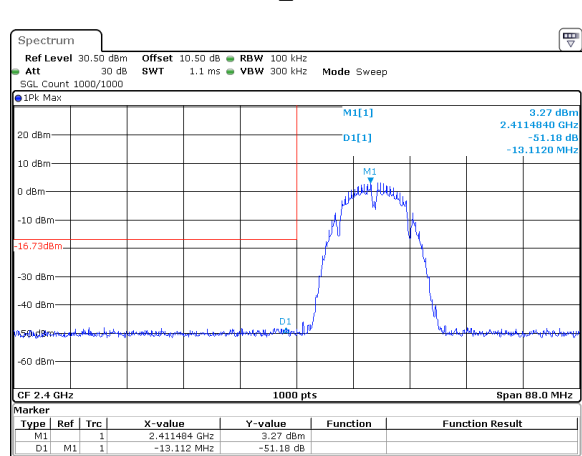
ProjectNo.:2501S34461E-RF Tester:Brian Li  
Date: 23.MAY.2025 22:22:47

802.11ax40\_2452MHz\_RU\_Full



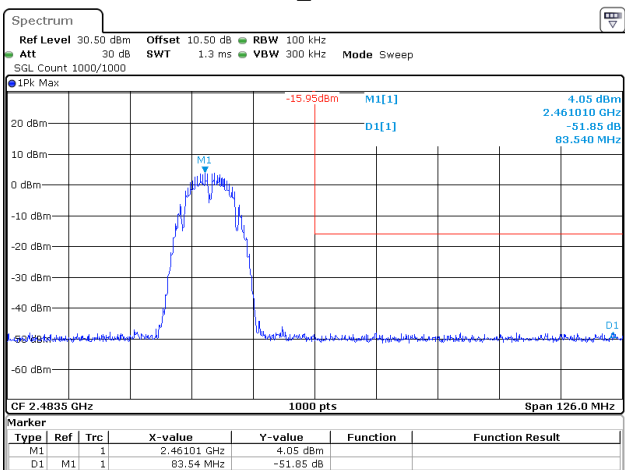
ProjectNo.:2501S34461E-RF Tester:Brian Li  
Date: 23.MAY.2025 22:25:59

802.11b\_2412MHz



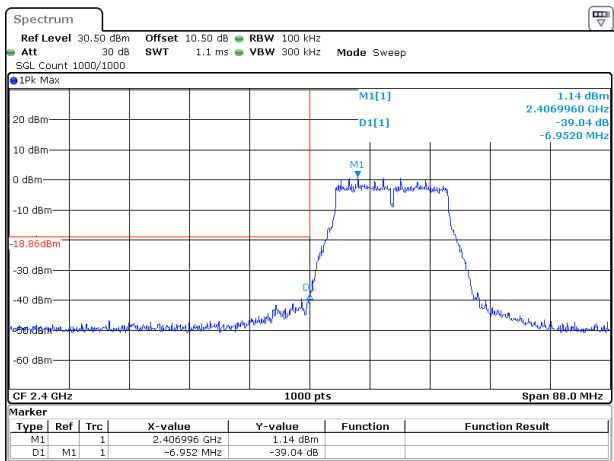
ProjectNo.:2501S34461E-RF Tester:Brian Li  
Date: 23.MAY.2025 22:28:36

802.11b\_2462MHz



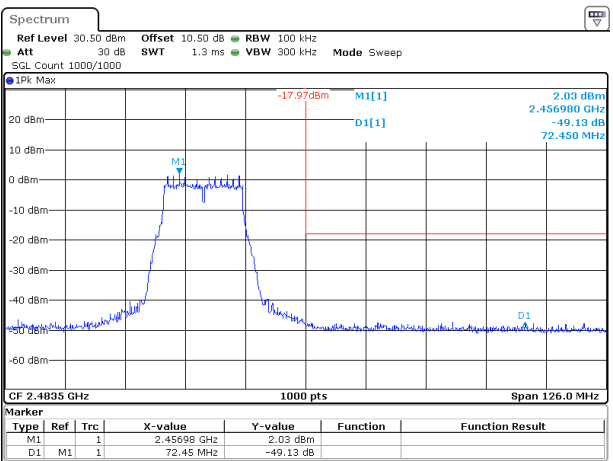
ProjectNo.:2501S34461E-RF Tester:Brian Li  
Date: 10.JUN.2025 22:49:22

802.11g\_2412MHz



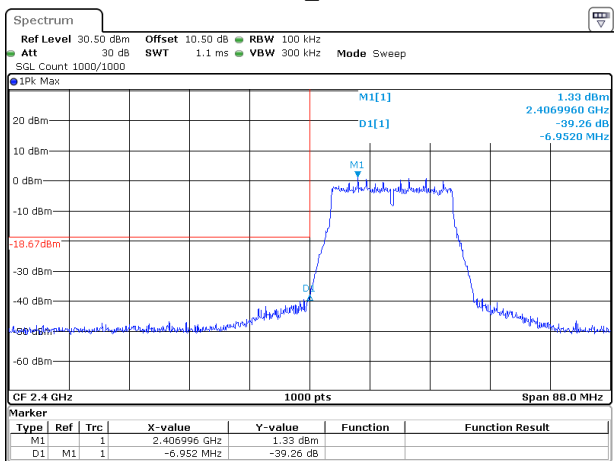
ProjectNo.:2501S34461E-RF Tester:Brian Li  
Date: 23.MAY.2025 22:33:35

802.11g\_2462MHz



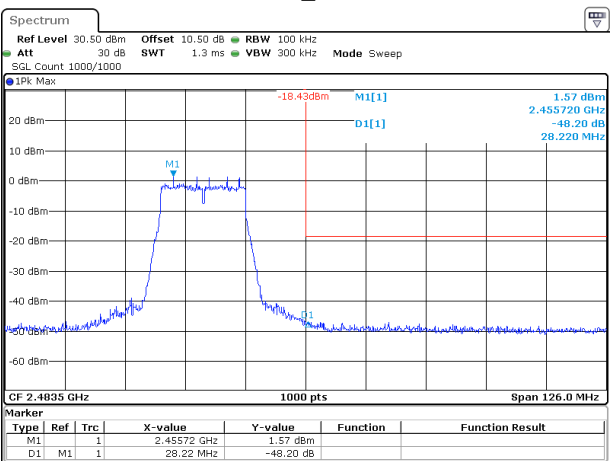
ProjectNo.:2501S34461E-RF Tester:Brian Li  
Date: 23.MAY.2025 22:38:22

802.11n20\_2412MHz



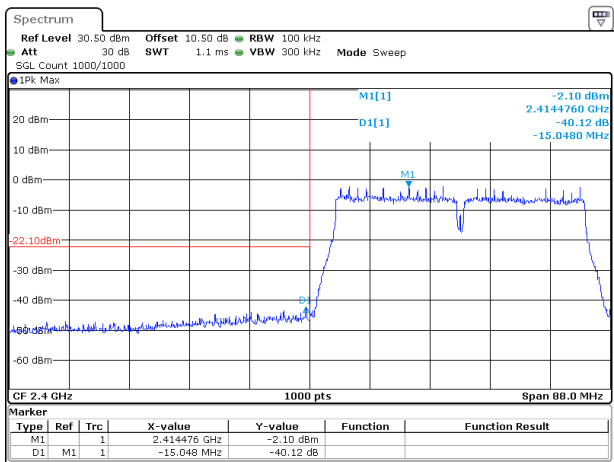
ProjectNo.:2501S34461E-RF Tester:Brian Li  
Date: 23.MAY.2025 22:41:54

802.11n20\_2462MHz



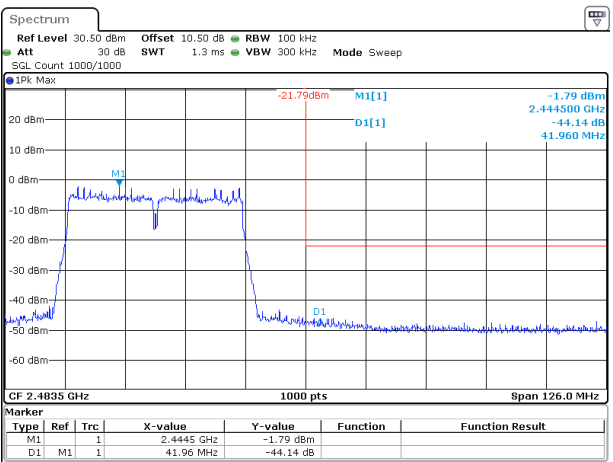
ProjectNo.:2501S34461E-RF Tester:Brian Li  
Date: 23.MAY.2025 22:49:44

802.11n40\_2422MHz



ProjectNo.:2501S34461E-RF Tester:Brian Li  
Date: 23.MAY.2025 22:51:52

802.11n40\_2452MHz



ProjectNo.:2501S34461E-RF Tester:Brian Li  
Date: 23.MAY.2025 22:55:47

**Duty Cycle****Test Information:**

|                    |          |                     |                       |
|--------------------|----------|---------------------|-----------------------|
| <b>Sample No.:</b> | 315U-1   | <b>Test Date:</b>   | 2025/05/23~2025/06/10 |
| <b>Test Site:</b>  | RF       | <b>Test Mode:</b>   | Transmitting          |
| <b>Tester:</b>     | Brian Li | <b>Test Result:</b> | Pass                  |

**Environmental Conditions:**

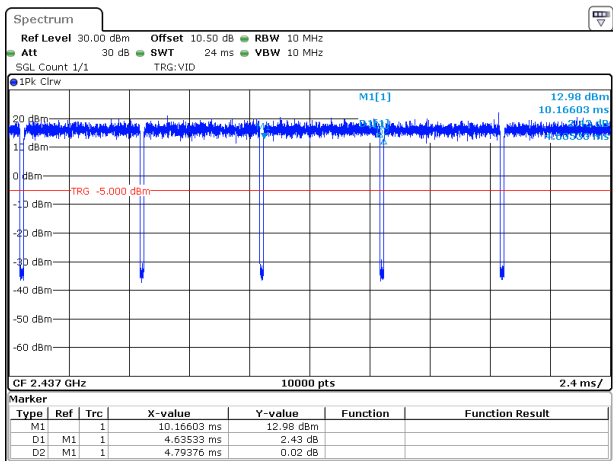
|                              |           |                                       |       |                                |     |
|------------------------------|-----------|---------------------------------------|-------|--------------------------------|-----|
| <b>Temperature:<br/>(°C)</b> | 24.5-25.1 | <b>Relative<br/>Humidity:<br/>(%)</b> | 42-49 | <b>ATM Pressure:<br/>(kPa)</b> | 101 |
|------------------------------|-----------|---------------------------------------|-------|--------------------------------|-----|

**Test Data:**

| Mode               | Test Frequency (MHz) | Ton (ms)      | Ton+Toff (ms) | Duty Cycle (%) | Duty Cycle Factor(dB) | 1/Ton (Hz) | VBW Setting (kHz) |
|--------------------|----------------------|---------------|---------------|----------------|-----------------------|------------|-------------------|
| 802.11b            | 2437                 | <b>12.415</b> | 12.585        | 98.65          | /                     | /          | 0.010             |
| 802.11g            | 2437                 | 5.468         | 5.625         | 97.21          | 0.12                  | 183        | 0.200             |
| 802.11n20          | 2437                 | 5.364         | 5.516         | 97.24          | 0.12                  | 186        | 0.200             |
| 802.11n40          | 2437                 | 5.152         | 5.311         | 97.01          | 0.13                  | 194        | 0.500             |
| 802.11ax20_RU_Full | 2437                 | 4.635         | 4.794         | 96.68          | 0.15                  | 216        | 0.300             |
| 802.11ax40_RU_Full | 2437                 | 4.630         | 4.779         | 96.88          | 0.14                  | 216        | 0.300             |

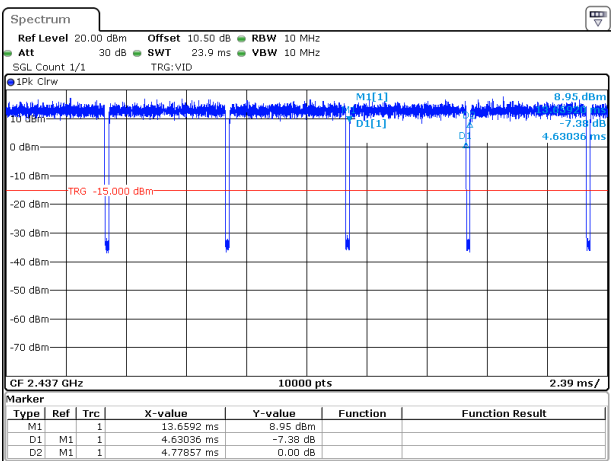
**Duty Cycle = Ton/(Ton+Toff)\*100%**

802.11ax20\_2437MHz\_RU\_Full



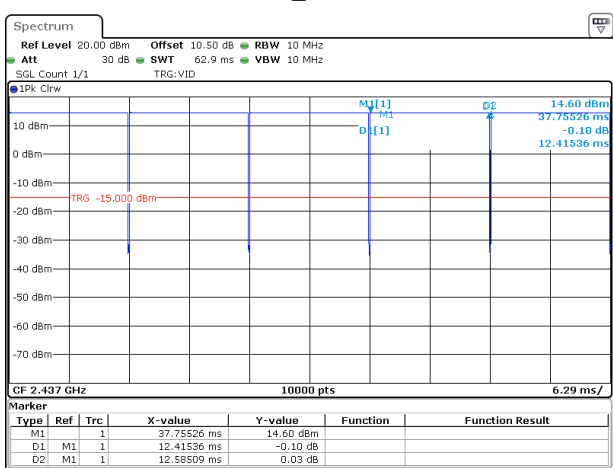
ProjectNo.:2501S34461E-RF Tester:Brian Li  
Date: 23.MAY.2025 21:59:54

802.11ax40\_2437MHz\_RU\_Full



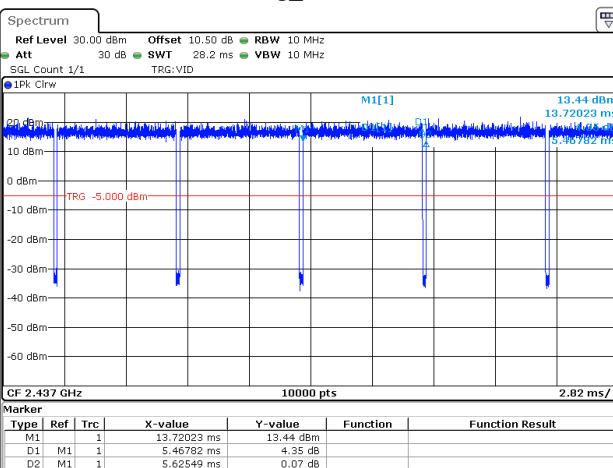
ProjectNo.:2501S34461E-RF Tester:Brian Li  
Date: 23.MAY.2025 22:00:27

802.11b\_2437MHz



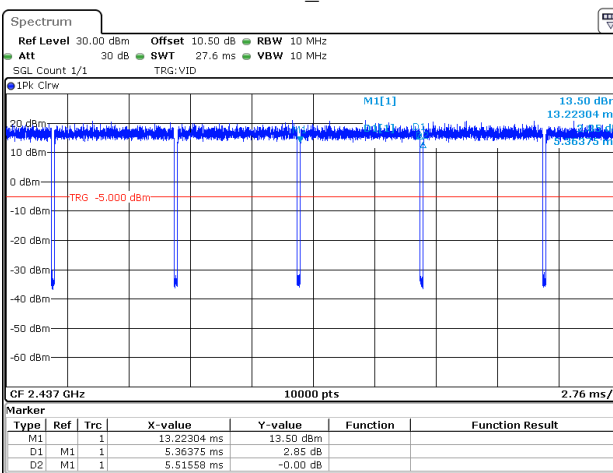
ProjectNo.:2501S34461E-RF Tester:Brian Li  
Date: 23.MAY.2025 22:01:15

802.11g\_2437MHz



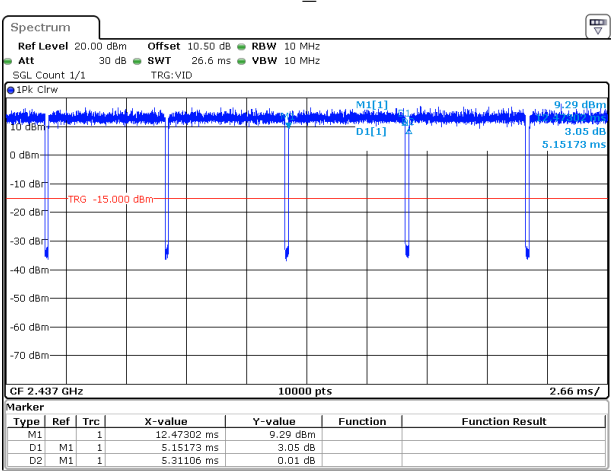
ProjectNo.:2501S34461E-RF Tester:Brian Li  
Date: 10.JUN.2025 22:52:56

802.11n20\_2437MHz



ProjectNo.:2501S34461E-RF Tester:Brian Li  
Date: 10.JUN.2025 22:53:19

802.11n40\_2437MHz



ProjectNo.:2501S34461E-RF Tester:Brian Li  
Date: 23.MAY.2025 22:03:29

## RF EXPOSURE EVALUATION

### MPE-Based Exemption

#### Applicable Standard

According to subpart 2.1091 systems operating under the provisions of this section shall be operated in a manner that ensures the public is not exposed to RF energy level in excess of the communication guidelines.

According to KDB 447498 D04 v01 Interim General RF Exposure Guidance

#### MPE-Based Exemption:

General frequency and separation-distance dependent MPE-based effective radiated power(ERP) thresholds are in Table B.1 [Table 1 of § 1.1307(b)(3)(i)(C)] to support an exemption from further evaluation from 300 kHz through 100 GHz.

Table 1 to § 1.1307(b)(3)(i)(C) - Single RF Sources Subject to Routine Environmental Evaluation

| RF Source frequency (MHz) | Threshold ERP (watts) |
|---------------------------|-----------------------|
| 0.3-1.34                  | $1,920 R^2$ .         |
| 1.34-30                   | $3,450 R^2/f^2$ .     |
| 30-300                    | $3.83 R^2$ .          |
| 300-1,500                 | $0.0128 R^2 f$ .      |
| 1,500-100,000             | $19.2 R^2$ .          |

R is the minimum separation distance in meters

f = frequency in MHz

For multiple RF sources: Multiple RF sources are exempt if:

in the case of fixed RF sources operating in the same time-averaging period, or of multiple mobile or portable RF sources within a device operating in the same time averaging period, if the sum of the fractional contributions to the applicable thresholds is less than or equal to 1 as indicated in the following equation:

$$\sum_{i=1}^a \frac{P_i}{P_{th,i}} + \sum_{j=1}^b \frac{ERP_j}{ERP_{th,j}} + \sum_{k=1}^c \frac{Evaluated_k}{Exposure Limit_k} \leq 1$$

**Result**

| Mode       | Frequency (MHz) | Tune up conducted power <sup>#</sup> (dBm) | Antenna Gain <sup>#</sup> |       | ERP   |        | Evaluation Distance (m) | ERP Limit (mW) |
|------------|-----------------|--|---------------------------|-------|-------|--------|-------------------------|----------------|
|            |                 |  | (dBi)                     | (dBd) | (dBm) | (mW)   |                         |                |
| BT         | 2402-2480       | 7.0  | 3.13                      | 0.98  | 7.98  | 6.28   | 0.2                     | 768            |
| BLE        | 2402-2480       | 4.5  | 3.13                      | 0.98  | 5.48  | 3.53   | 0.2                     | 768            |
| 2.4G Wi-Fi | 2412-2462       | 21.5                                       | 3.13                      | 0.98  | 22.48 | 177.01 | 0.2                     | 768            |
| 5.2G Wi-Fi | 5180-5240       | 11.0                                       | 5.60                      | 3.45  | 14.45 | 27.86  | 0.2                     | 768            |
| 5.3G Wi-Fi | 5260-5320       | 13.0                                       | 5.73                      | 3.58  | 16.58 | 45.50  | 0.2                     | 768            |
| 5.6G Wi-Fi | 5500-5720       | 12.5                                       | 4.84                      | 2.69  | 15.19 | 33.04  | 0.2                     | 768            |
| 5.8G Wi-Fi | 5745-5825       | 11.0                                       | 1.53                      | -0.62 | 10.38 | 10.91  | 0.2                     | 768            |
| LTE B2     | 1850-1910       | 25.0                                       | 2.33                      | 0.18  | 25.18 | 329.61 | 0.2                     | 768            |
| LTE B4     | 1710-1755       | 25.0                                       | 2.68                      | 0.53  | 25.53 | 357.27 | 0.2                     | 768            |
| LTE B12    | 699-716         | 25.0                                       | 0.39                      | -1.76 | 23.24 | 210.86 | 0.2                     | 358            |
| LTE B13    | 777-787         | 25.0                                       | 1.23                      | -0.92 | 24.08 | 255.86 | 0.2                     | 398            |

- Note: 1. The tune up conducted power and antenna gain was declared by the applicant.  
 2. 0dBd=2.15dBi  
 3. The BT and 5G Wi-Fi can transmit at same time, the BT/5G and 2.4G Wi-Fi cannot transmit at same time.  
 4. The device contains a certified WWAN model (model: LE910C4-NF, FCC ID: RI7LE910CXNF)

Simultaneous transmitting consideration (worst case):

The ratio=  $ERP_{2.4G\ Wi-Fi}/limit + ERP_{LTE\ B13}/limit = 177.01/768 + 255.86/398 = 0.87 < 1.0$

So simultaneous exposure is compliant.

To maintain compliance with the FCC's RF exposure guidelines, place the equipment at least 20cm from nearby persons.

**Result: Compliant**

## **EUT PHOTOGRAPHS**

---

Please refer to the attachment 2501S34461E-RF External photo and 2501S34461E-RF Internal photo.

## TEST SETUP PHOTOGRAPHS

---

Please refer to the attachment 2501S34461E-RFA Test Setup photo.

**\*\*\*\*\* END OF REPORT \*\*\*\*\***