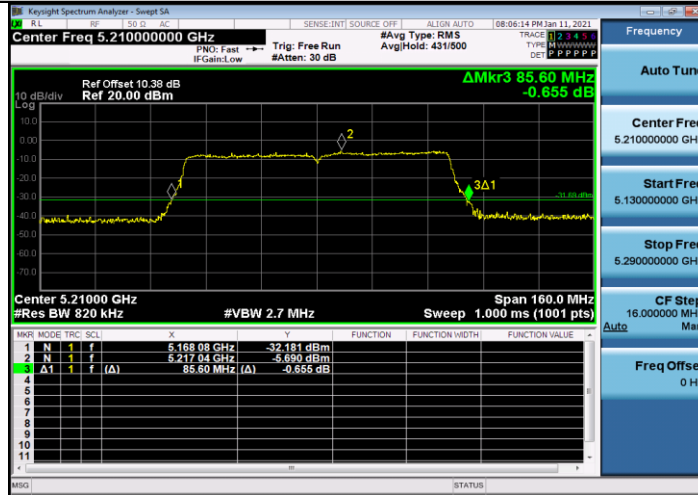


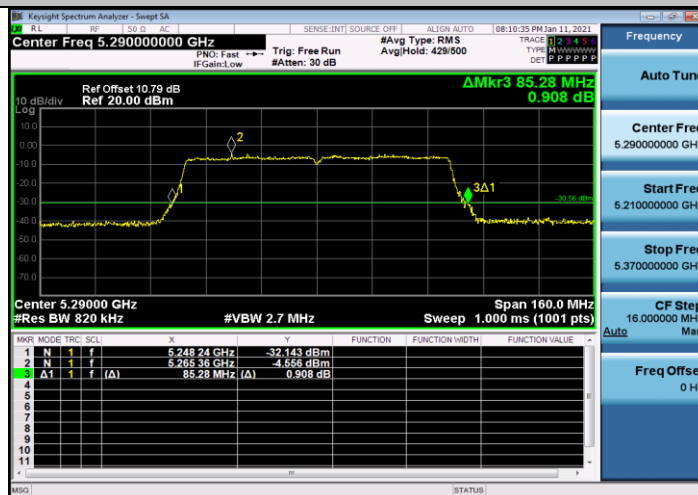
11AC80MIMO_Ant1_5210



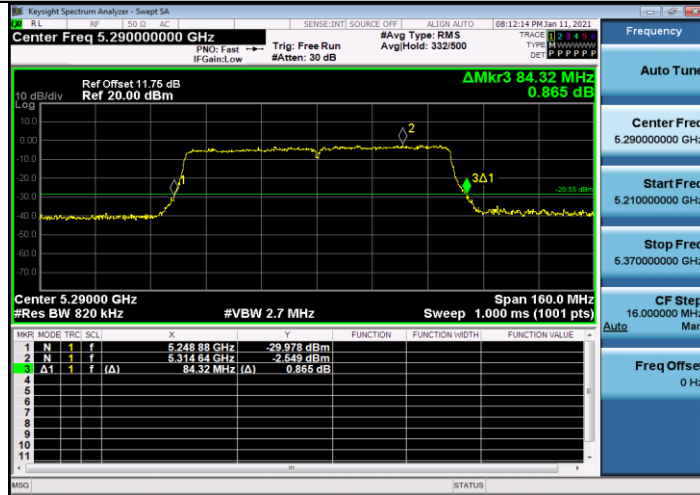
11AC80MIMO_Ant2_5210



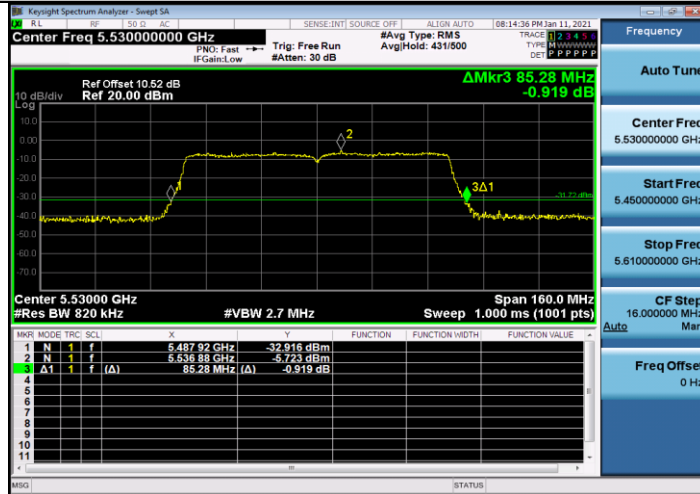
11AC80MIMO_Ant1_5290



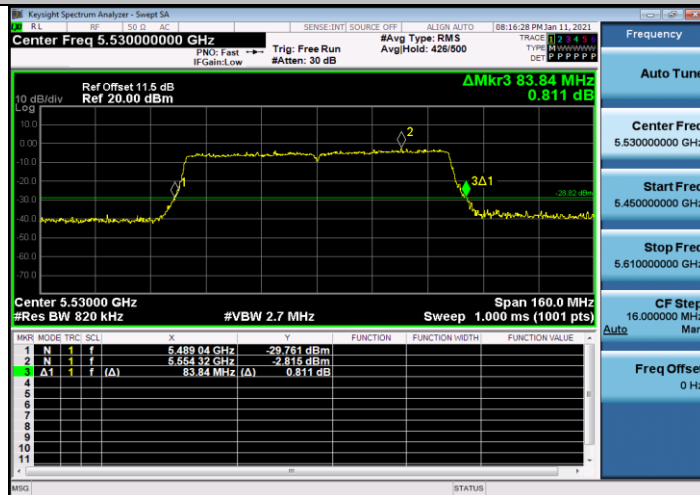
11AC80MIMO_Ant2_5290



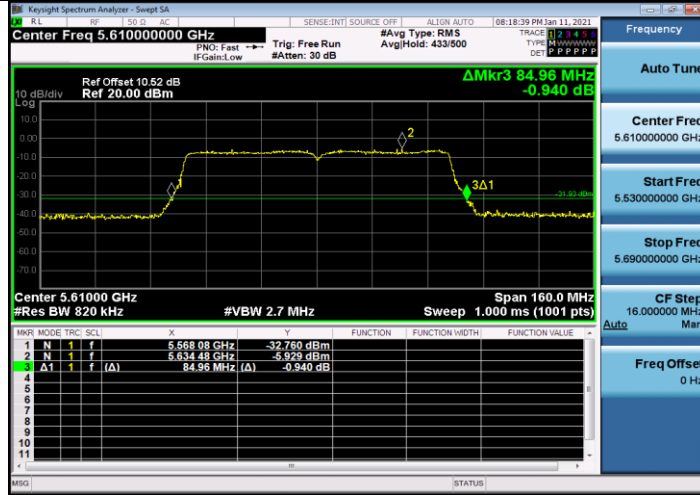
11AC80MIMO_Ant1_5530



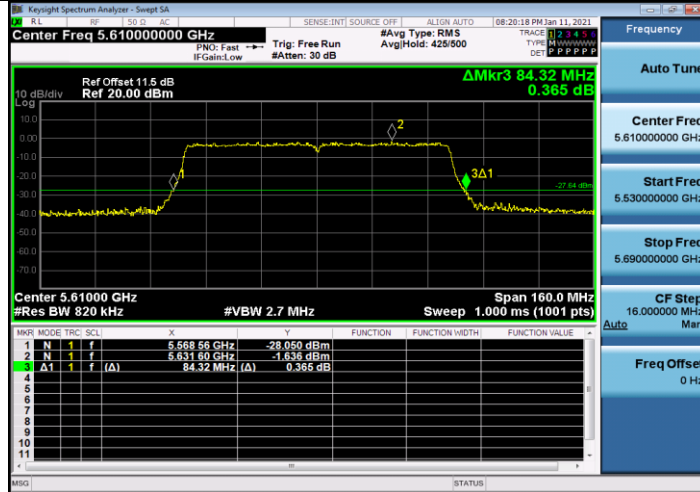
11AC80MIMO_Ant2_5530



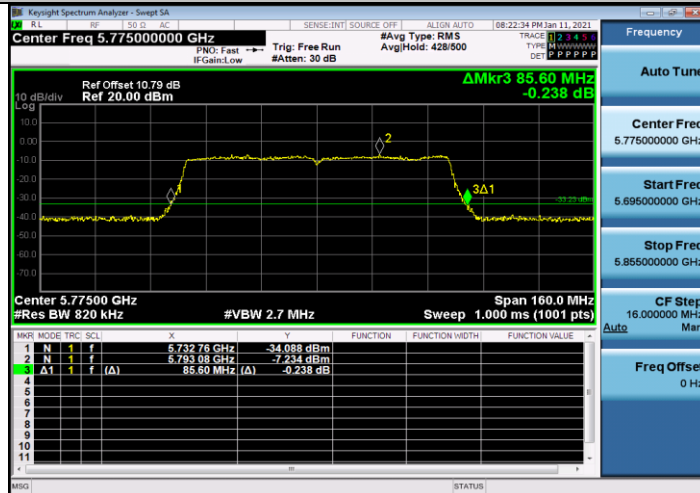
11AC80MIMO_Ant1_5610



11AC80MIMO_Ant2_5610

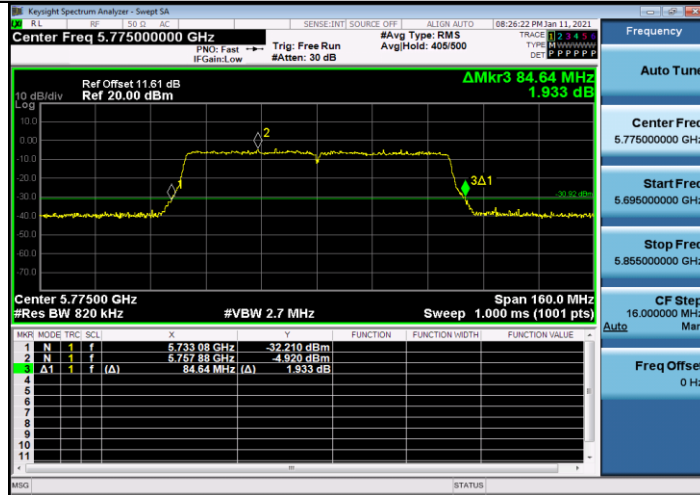


11AC80MIMO_Ant1_5775





11AC80MIMO_Ant2_5775

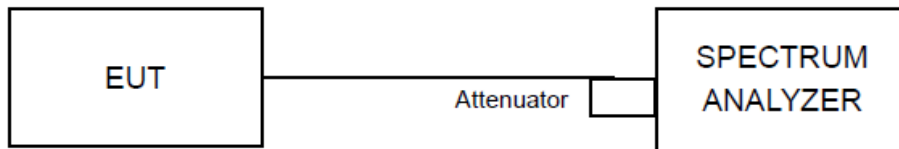


4.3 Minimum 6dB Bandwidth (5.725-5.85 GHz band)

4.3.1 Limit

Within the 5.725-5.85 GHz band, the minimum 6 dB bandwidth of U-NII devices shall be at least 500 kHz.

4.3.2 Test Setup



4.3.3 Test Procedures

1. Set RBW = 100 kHz.
2. Set the video bandwidth (VBW) ≥ 3 RBW.
3. Detector = Peak.
4. Trace mode = max hold.
5. Sweep = auto couple.
6. Allow the trace to stabilize.
7. Measure the maximum width of the emission that is constrained by the frequencies associated with the two outermost amplitude points (upper and lower frequencies) that are attenuated by 6 dB relative to the maximum level measured in the fundamental emission.

The automatic bandwidth measurement capability of an instrument may be employed using the X dB bandwidth mode with X set to 6 dB, if the functionality described above (i.e., RBW = 100 kHz, VBW ≥ 3 RBW, peak detector with maximum hold) is implemented by the instrumentation function.

4.3.4 Deviation of Test Standard

No deviation.



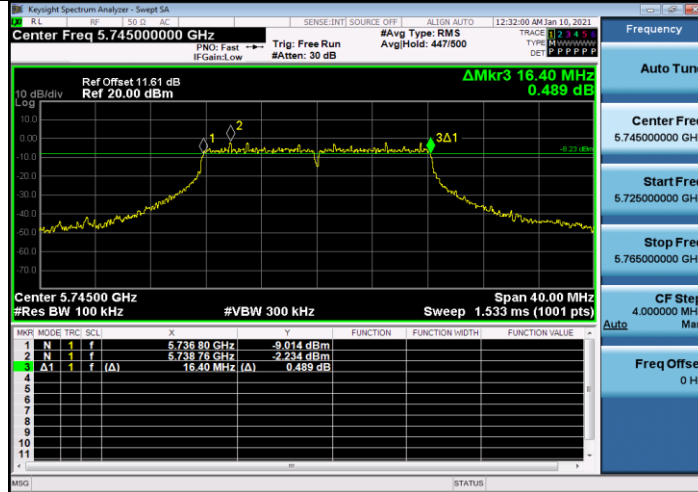
4.3.5 Test Results

Test Mode	Antenna	Channel [MHz]	6db EBW [MHz]	FL[MHz]	FH[MHz]	Limit[MHz]	Verdict
11A	Ant1	5745	16.400	5736.800	5753.200	0.5	PASS
	Ant2	5745	16.400	5736.800	5753.200	0.5	PASS
	Ant1	5785	16.400	5776.800	5793.200	0.5	PASS
	Ant2	5785	16.400	5776.800	5793.200	0.5	PASS
	Ant1	5825	16.400	5816.800	5833.200	0.5	PASS
	Ant2	5825	16.400	5816.800	5833.200	0.5	PASS
11N20MIMO	Ant1	5745	17.640	5736.240	5753.880	0.5	PASS
	Ant2	5745	17.640	5736.240	5753.880	0.5	PASS
	Ant1	5785	17.680	5776.200	5793.880	0.5	PASS
	Ant2	5785	17.680	5776.200	5793.880	0.5	PASS
	Ant1	5825	17.600	5816.240	5833.840	0.5	PASS
	Ant2	5825	17.680	5816.200	5833.880	0.5	PASS
11N40MIMO	Ant1	5755	36.480	5736.840	5773.320	0.5	PASS
	Ant2	5755	36.480	5736.840	5773.320	0.5	PASS
	Ant1	5795	36.160	5777.160	5813.320	0.5	PASS
	Ant2	5795	36.480	5776.840	5813.320	0.5	PASS
11AC20MIMO	Ant1	5745	17.680	5736.200	5753.880	0.5	PASS
	Ant2	5745	17.640	5736.200	5753.840	0.5	PASS
	Ant1	5785	17.680	5776.200	5793.880	0.5	PASS
	Ant2	5785	17.640	5776.200	5793.840	0.5	PASS
	Ant1	5825	17.680	5816.200	5833.880	0.5	PASS
	Ant2	5825	17.680	5816.200	5833.880	0.5	PASS
11AC40MIMO	Ant1	5755	36.480	5736.840	5773.320	0.5	PASS
	Ant2	5755	36.480	5736.840	5773.320	0.5	PASS
	Ant1	5795	36.160	5777.080	5813.240	0.5	PASS
	Ant2	5795	36.400	5776.840	5813.240	0.5	PASS
11AC80MIMO	Ant1	5775	76.160	5737.240	5813.400	0.5	PASS
	Ant2	5775	75.840	5737.080	5812.920	0.5	PASS

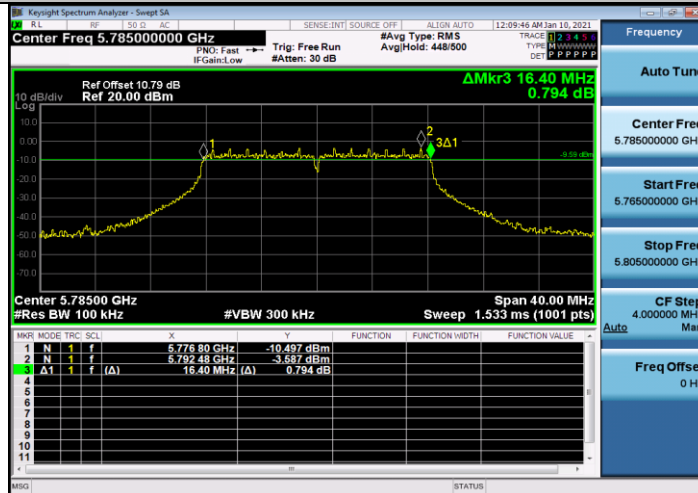
11A_Ant1_5745



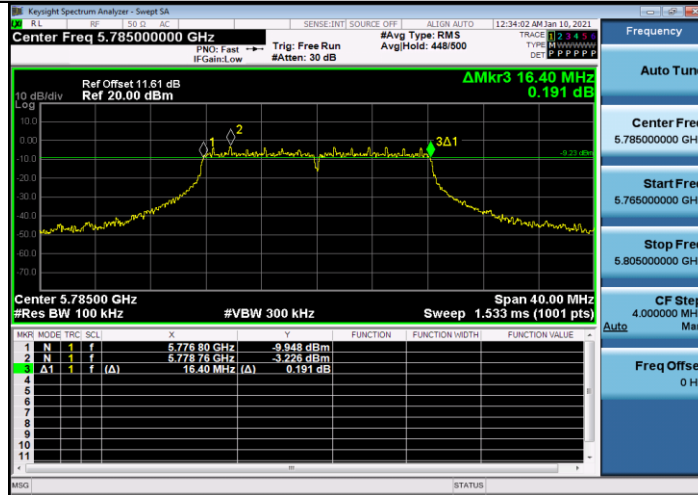
11A_Ant2_5745



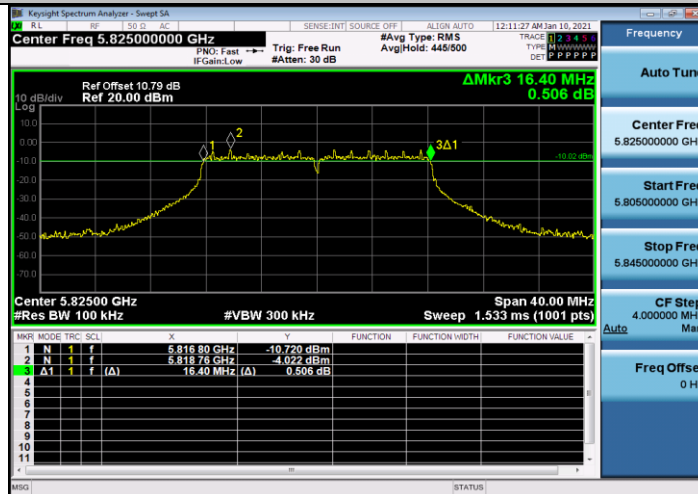
11A_Ant1_5785



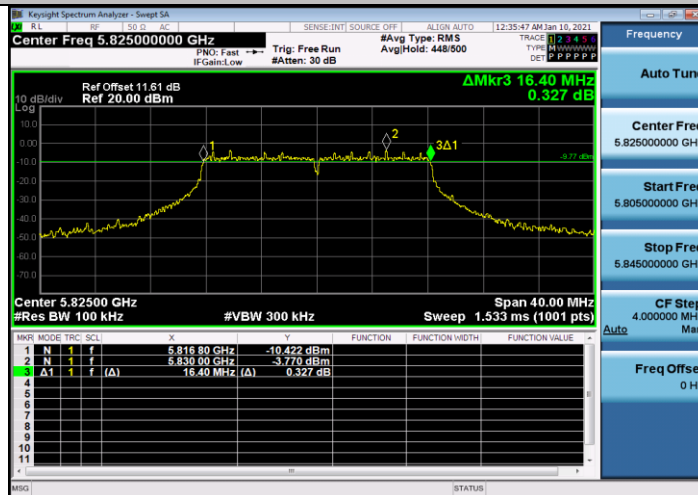
11A_Ant2_5785



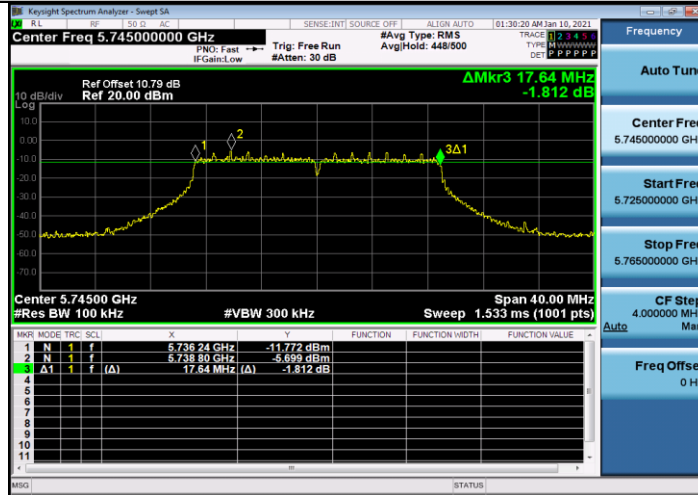
11A_Ant1_5825



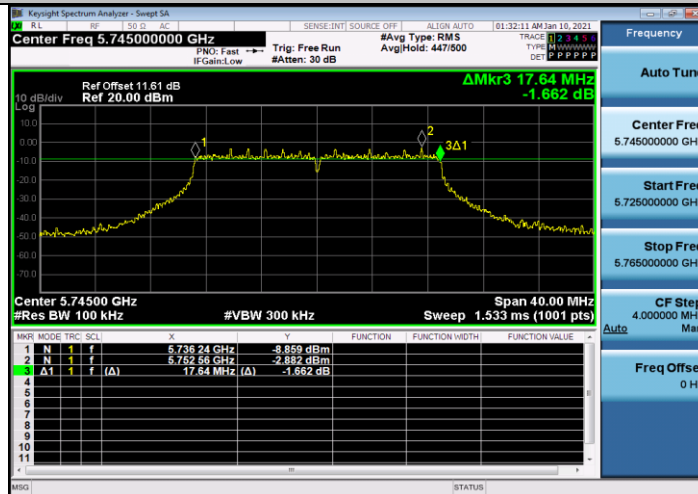
11A_Ant2_5825



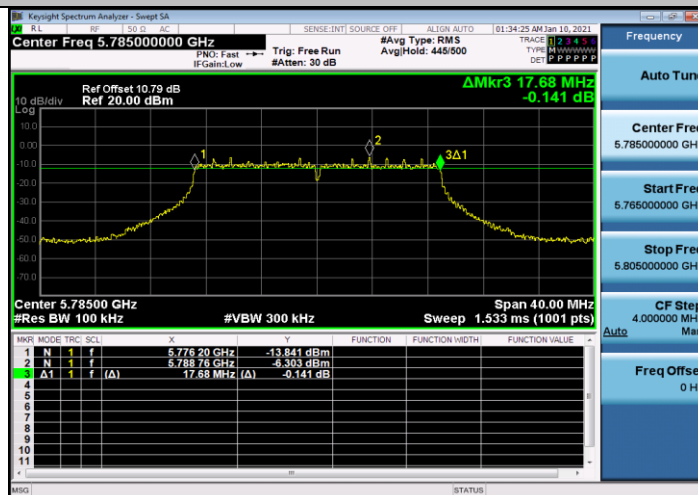
11N20MIMO_Ant1_5745



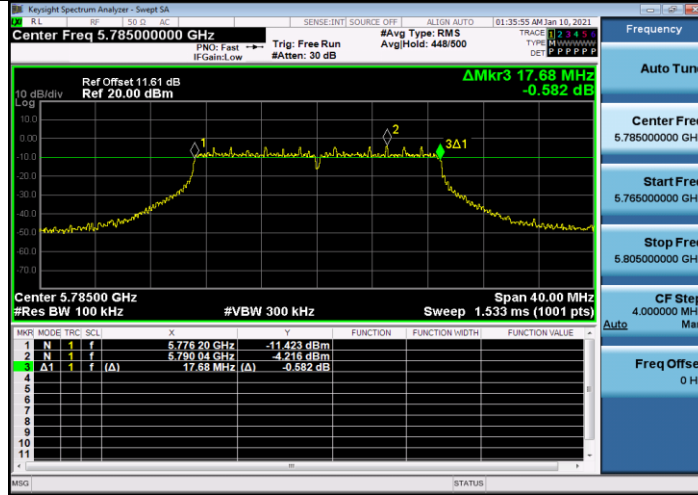
11N20MIMO_Ant2_5745



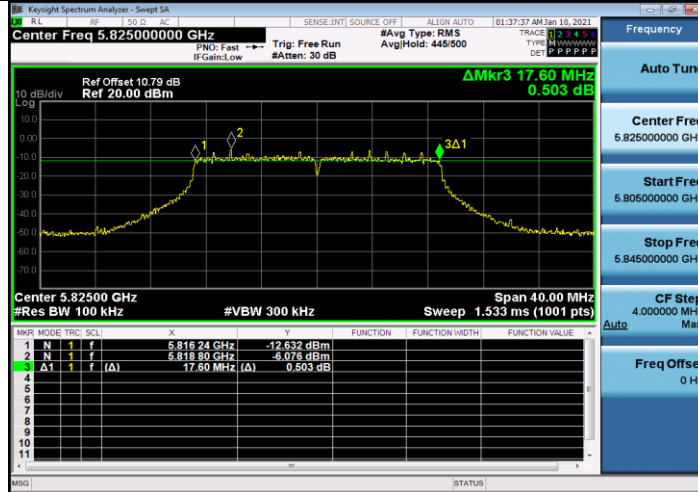
11N20MIMO_Ant1_5785



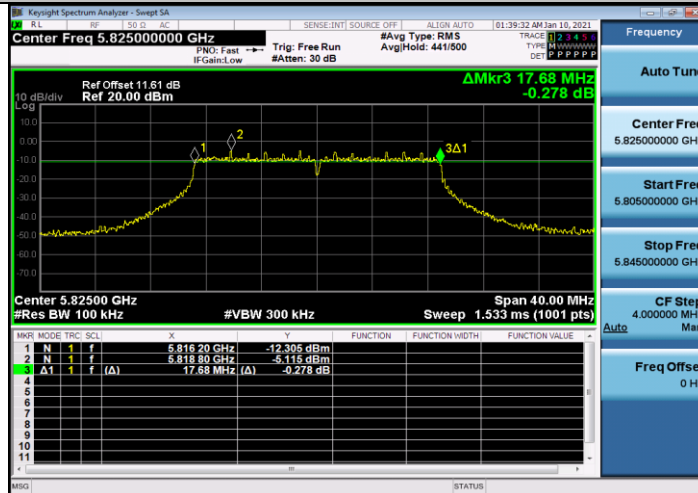
11N20MIMO_Ant2_5785



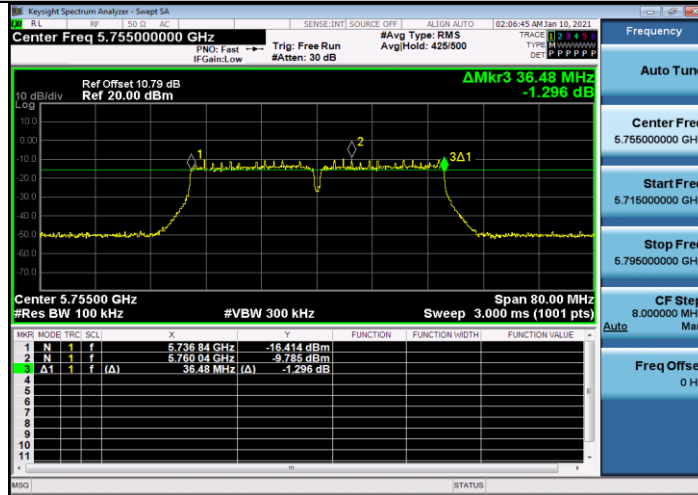
11N20MIMO_Ant1_5825



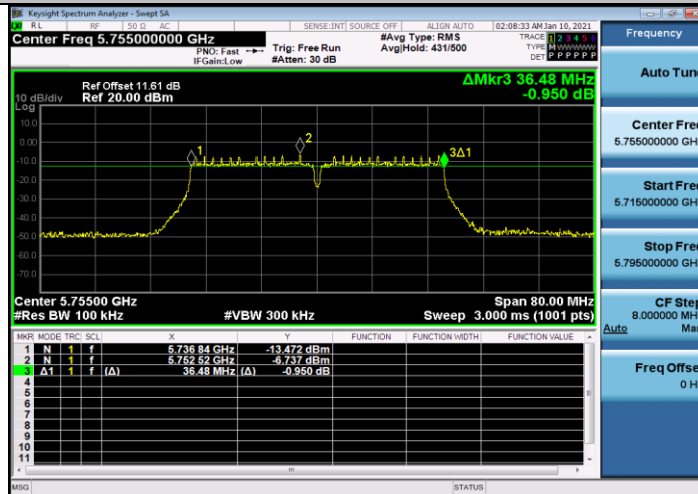
11N20MIMO_Ant2_5825



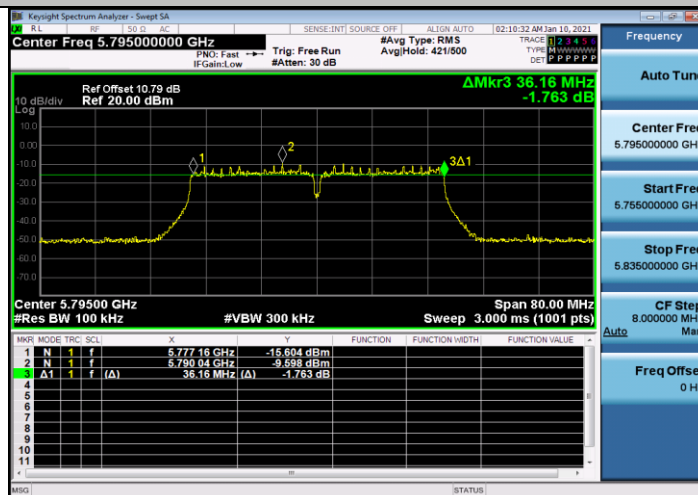
11N40MIMO_Ant1_5755



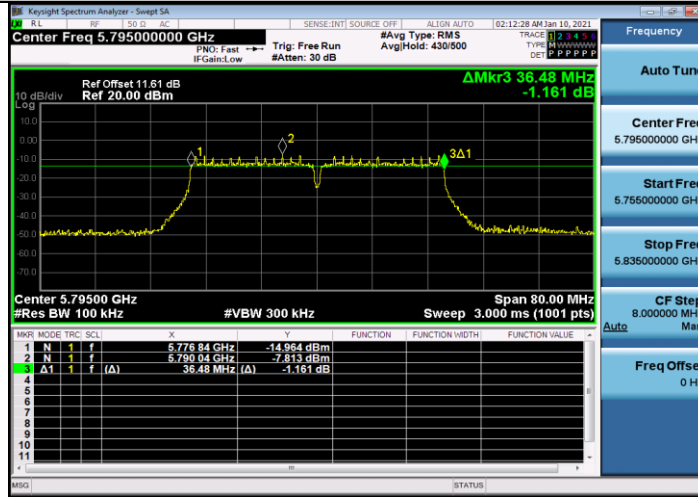
11N40MIMO_Ant2_5755



11N40MIMO_Ant1_5795



11N40MIMO_Ant2_5795



11AC20MIMO_Ant1_5745



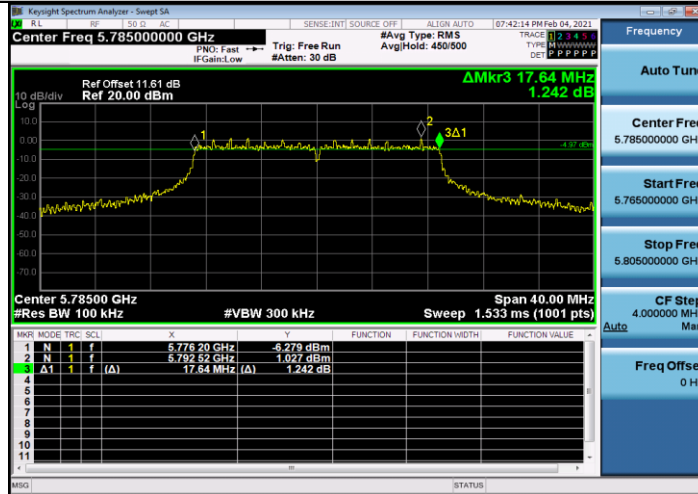
11AC20MIMO_Ant2_5745



11AC20MIMO_Ant1_5785



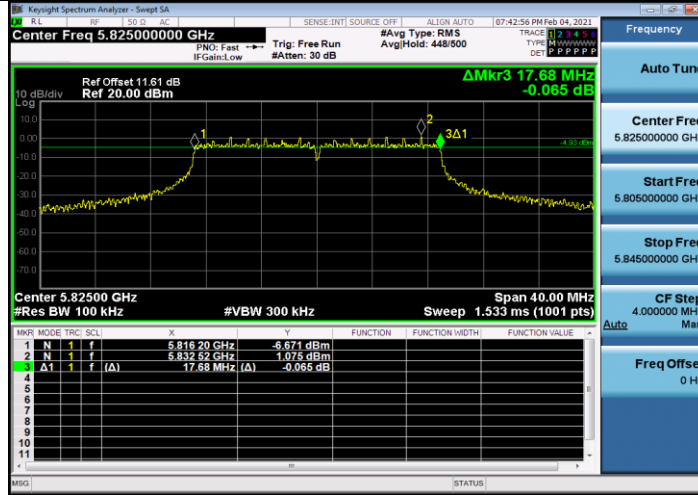
11AC20MIMO_Ant2_5785



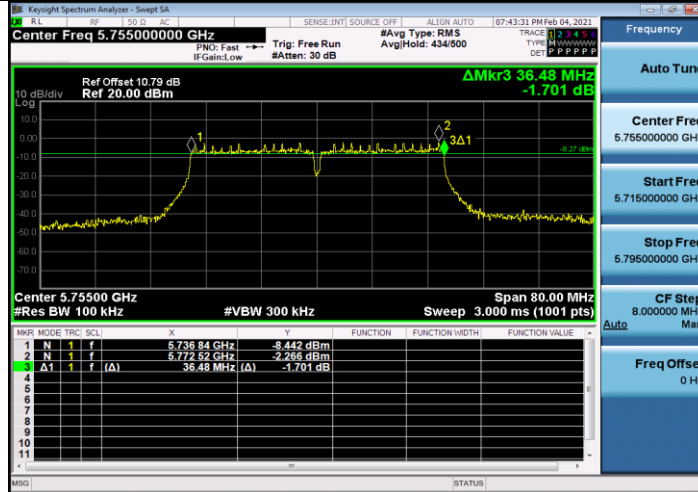
11AC20MIMO_Ant1_5825



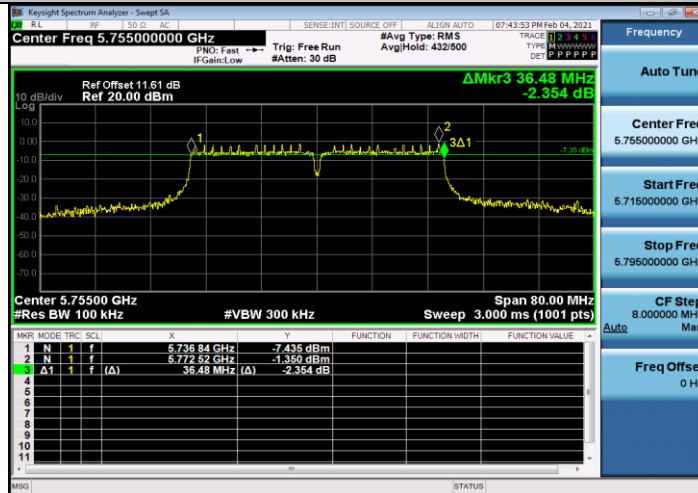
11AC20MIMO_Ant2_5825



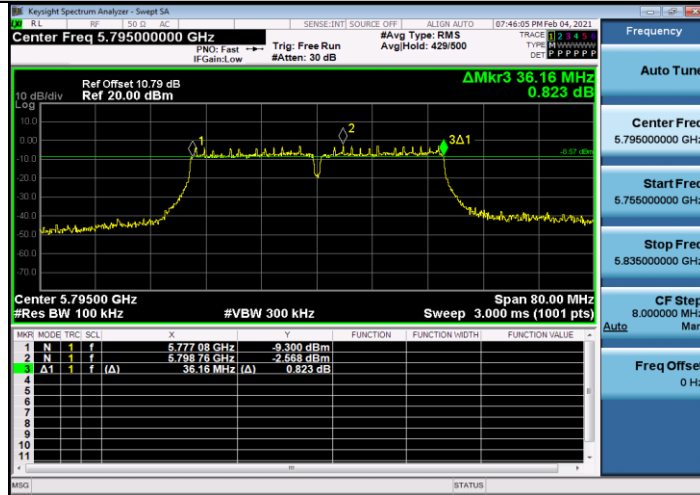
11AC40MIMO_Ant1_5755



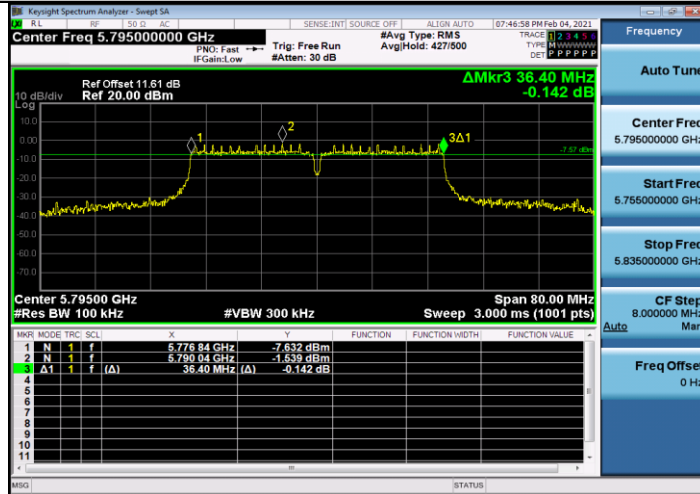
11AC40MIMO_Ant2_5755



11AC40MIMO_Ant1_5795



11AC40MIMO_Ant2_5795



11AC80MIMO_Ant1_5775

