

SHOX BLASTER

(BLUETOOTH GUN)

Made for
iPod iPhone

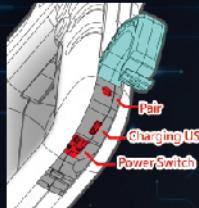
Available on the
App Store

more info
use smartphone app
to scan the QR code
www.cocodesign.com



STEP 1 Power on "SHOX Blaster"

Mount Holder on "SHOX Blaster"



Open the cover
in the bottom of the gun.

Power on the switch.

Charging note:

Recommend that you charge the battery
to full three hours before first time for use.

Pair LED Status :

Low Battery: Red light flashing
Charging: Red light on



Note:
Take off "Holder"



STEP 2 Bluetooth Pair

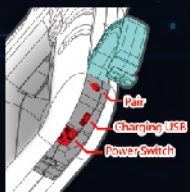
iDevice Settings > General > Bluetooth on

Find "SHOX Blaster" Device, Connect it!

Pair LED Status :

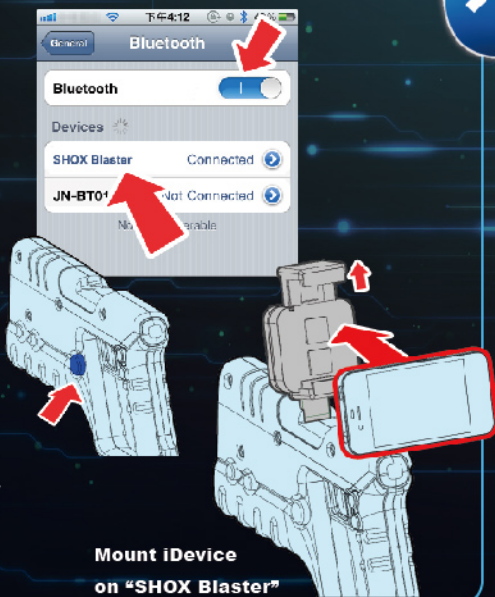
Pairing Mode:
Blue light flash slowly > Searching connected device
Searching Mode:
Blue light flash quickly > Searching new device

When connected, Blue light on



Note :
Press "Pair" button to enter
Searching Mode when you
connect new device.

Mount iDevice
on "SHOX Blaster"



Download App On APP STORE

You can scan Game QR code link to
App Store or search app name on
App Store.



THE INVESTMENT

How will you survive behind enemy
lines? Surrounded by enemies with
no retreat... Play as special
operatives to break through enemy
lines!



CS Mania

Have you ever experience the fun of
clay shooting? Try it now to feel the
fun and real clay shooting on your
iDevices.. Cute little sheep will
also be with you too!



OSM Match

In the mist of fire and chaos, you
can only survive by defeating all
opponents. Pick up your weapons
and challenge against all player
around the world!



More games will come out soon!

STEP 3 Open App & Have Fun!

Features


- Apple Bluetooth 3.0 EDR Standard SPP profile (MFI).
- Remembers up to four paired devices.
- SDK available for game development.
- Support iPhone 4 / iPad Touch 4G and up to last generation.
- Support iOS 4.3 and up.
- Up to 9 Control Function (Trigger & Button) can be defined according to game needs.

SPEC

- Bluetooth V3.0 with EDR downward compatibility.
- Apple Bluetooth Profile : SPP Profile (MFI).
- Effective range : Class 2.
- Battery Capacity : 240mAh.
- 1 LED for Bluetooth pairing
- Working time : 10 hours
- Charging time : 3 hours
- Dimension : 268mm x 151.3mm x 38.6mm (Gun)
- 42.2mm x 69mm x 60mm (iDevice Holder) (not include iDevice)
- Weight : 290 g (Gun) , 80 g (iDevice Holder) (not include iDevice).
- Holder can be placed vertically or horizontally



FCC Caution: To assure continued compliance, any changes or modifications not expressly approved by the party responsible for compliance could void the user's authority to operate this equipment. (Example - use only shielded interface cables when connecting to computer or peripheral devices).



Federal Communication Commission Interference Statement

This equipment has been tested and found to comply with the limits for a Class B digital device, pursuant to Part 15 of the FCC Rules. These limits are designed to provide reasonable protection against harmful interference in a residential installation.

This equipment generates, uses and can radiate radio frequency energy and, if not installed and used in accordance with the instructions, may cause harmful interference to radio communications. However, there is no guarantee that interference will not occur in a particular installation. If this equipment does cause harmful interference to radio or television reception, which can be determined by turning the equipment off and on, the user is encouraged to try to correct the interference by one of the following measures:

- . Reorient or relocate the receiving antenna.
- . Increase the separation between the equipment and receiver.
- . Connect the equipment into an outlet on a circuit different from that to which the receiver is connected.
- . Consult the dealer or an experienced radio/TV technician for help.

FCC Caution: To assure continued compliance, any changes or modifications not expressly approved by the party responsible for compliance could void the user's authority to operate this equipment. (Example - use only shielded interface cables when connecting to computer or peripheral devices).

This device complies with Part 15 of the FCC Rules. Operation is subject to the following two conditions:

(1) This device may not cause harmful interference, and (2) This device must accept any interference received, including interference that may cause undesired operation.