

**PPENDIX A. PHOTOGRAPH OF THE TEST CONNECTION DIAGRAM**


**For FCC 15C  
Radiated Spurious Emission**



**Below 1GHz**




**1-18GHz**



Above 18GHz

DRAFT REPORT

**For FCC 15B  
Radiated Emission**




**Below 1GHz for mode 1&2**




**Below 1GHz for mode 3**




**Below 1GHz for mode 4**



**Above 1GHz for mode 1&2**



**Above 1GHz for mode 3**



**Above 1GHz for mode 4**

----- End of Report -----