

# UROVO

DT66

## Mobile Data Terminal

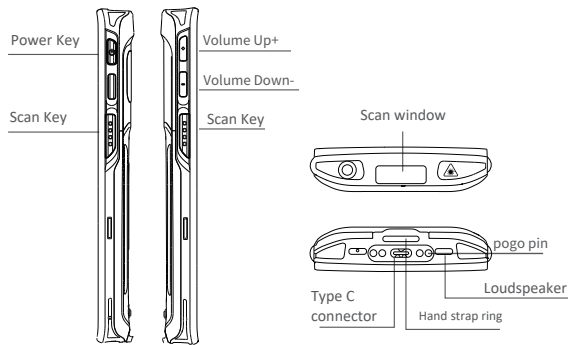
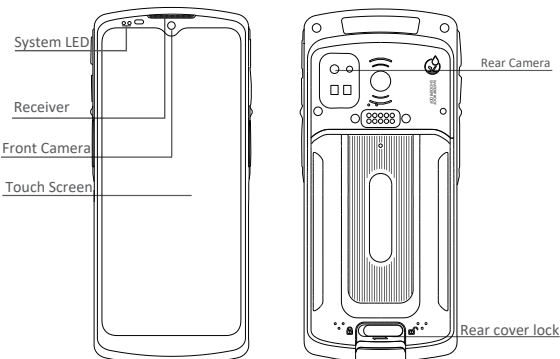
## Quick Start Guide

3.01.200.12246 V1.0

### Overview

Scanner LED

This device is powered by Android™.  
Android is a trademark of Google LLC.



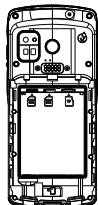
### Package Contents

- Device x 1
- Battery x 1
- USB cable x 1
- Power adapter x 1
- Quick Start Guide & Warranty Policy x 1

### Setting Up Your Smart Terminal

#### SIM Card, TF Card Installation Method

Insert the TF/SIM1/SIM2 card into the card holder (as shown):

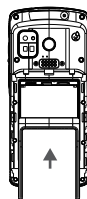


Note: SIM1/SIM2 card is Nano SIM cards,support 5G/4G/3G/2G .

#### Battery Installation

- 1、 Install the battery in the direction as show.
- 2、 Align the bottom of the battery with the battery compartment,and gently Press back cover until locked.

Note: Overexertion should be avoid when installing or removing the battery.



#### USB Data Cable Charging

Connect one end of the USB cable to the adapter,and the other end to the device.Charging cradle is recommended for convenient charging.

### Indicator

Battery		Charging
		Full power
		Medium power
		Less power
Network Signal		Low power
		Good signal
		Unstable signal
	NONE	SIM card not installed
WiFi		SIM card error/no service
		WiFi on. No available wireless networks for connection
		WiFi connected
	NONE	WiFi switched of

### Table of Toxic and Hazardous Substances and Content in this product

Part	Toxic and hazardous substances or elements					
	(Pb)	(Hg)	(Cd)	(Cr(VI))	(PBB)	(PBDE)
Host	X	O	O	O	O	O
adapter	X	O	O	O	O	O
USB cable	X	O	O	O	O	O

O: This symbol indicates that the content of this toxic or hazardous substance in all homogeneous material is under the limit specified in the SJ/T11363-2006.

X: This symbol indicates that the content of this toxic or hazardous substance in at least one homogeneous material exceeds the limit specified in the SJ/T11363-2006; however, the exceeding toxic or hazardous substance in the part with a "x" cannot be solved for there is no mature technology can be used.

10 This logo refers to the period ( 10 years ) during which the toxic or hazardous substances or elements contained in electronic information products will not leak or mutate so that the use of these [substances or elements] will not result in any severe environmental pollution, any bodily injury or damage to any assets.

### Battery Information

#### Caution:

- 1、 Risk of explosion if battery is replaced by an incorrect type. Dispose of batteries according to instructions.
- 2、 However, there are limitations as to how long a battery can operate or be stored before needing replacement. Many factors affect the actual life cycle of a battery pack such as heat, cold,harsh environmental conditions, and severe drops.
- 3、 When batteries are stored over six months, some irreversible deterioration in overall battery quality may occur. Store batteries at half of full charge in a dry, cool place, removed from the equipment to prevent loss of capacity, rusting of metallic parts, and electrolyte leakage. When storing batteries for one year or longer, the charge level should be verified at least once a year and charged to half of full charge.
- 4、 Replace the battery when a significant loss of run time is detected.

### Battery Safety Guidelines

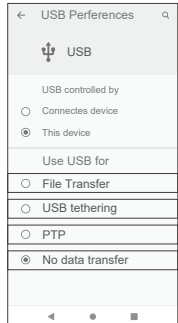
- 1、 The area in which the units are charged should be clear of debris and combustible material or chemicals. Particular care should be taken where the device is charged in non-commercial environment.
- 2、 Follow battery usage, storage, and charging guidelines found in the user's guide.
- 3、 Improper battery use may result in a fire, explosion, or other hazard.
- 4、 To charge the mobile device battery, the battery and charger temperatures must be between0 C and +40 C .
- 5、 Do not use incompatible batteries and chargers. Use of an incompatible battery or charger may present a risk of fire, explosion, leakage, or other hazard.
- 6、 For devices that utilize a USB port as a charging source, the devise shall only be connected to products that bear the USB-IF logo or have completed the USB-IF compliance program.
- 7、 Do not disassemble or open, crush, bend or deform, puncture, or shred.
- 8、 Severe impact from dropping any battery-operated device on a hard surface could cause the battery to overheat.
- 9、 Do not short circuit a battery or allow metallic or conductive objects to contact the battery terminals.
- 10、 Do not modify or remanufacture, attempt to insert foreign objects into the battery, immerse or expose to water or other liquids, or expose to fire, explosion, or other hazard.
- 11、 Do not leave or store the equipment in or near areas that might get very hot, such as in a parked vehicle or near a radiator or other heat source. Do not place battery into a microwave oven or dryer.
- 12、 Battery usage by children should be supervised.
- 13、 Please follow local regulations to promptly dispose of used re-chargeable batteries.
- 14、 Do not dispose of batteries in fire.
- 15、 Seek medical advice immediately if a battery has been swallowed.
- 16、 In the event of a battery leak, do not allow the liquid to come in contact with the skin or eyes. If contact has been made, wash the affected area with large amounts of water and seek medical advice.

### PC Connections

Connect device to PC using the USB cable provided.If additional driver is required,PC will automaticlly download from internet. Once the USB port has been connected,drag the notification bar from the top of the screen to display the USB setting interface.

- 1、 Tap this to activate developer menu shown.(Figure 1)
- 2、 Open the Use developer options.(Figure 2)

Figure 1



Select this option to access device storage.  
Select this option to share the device data with the computer.  
Choose this option to transfer images.  
Choose this option for charging the device.

Figure 2



Click this to switch on debug mode.

On Windows PC,go to "My Computer".Click on "Removable Disk" to view and transfer device data.

### Precautions

- 1、 Read all information in this guide before using the device to ensure safe and proper operation.
- 2、 Please use the accessories that have been approved by this manufacturer and corresponds to this model.Use of any power source,charger,battery,etc. That has not been approved by this manufacturer may cause a fire,explosion, or other hazards.
- 3、 Please use device and accessories within the specified temperature range. Equipment failure may occur when the ambient temperature is too high or too low.
- 4、 Do not disassemble the product and its accessories.If the equipment or any of its components are not working properly,consult the after-sales service of the company promptly,or send the equipment to the after-sales service outlet for testing and maintenance.
- 5、 The battery is made from a flammable and explosive material.Do not disassemble,squeeze,drop and make any other destructive apertions on the battery.Do not place the battery in high temperatures.
- 6、 Disposal of used batteries is subject to local relevant documents or policies regarding disposal of used batteries.

### Warranty Policy

Thank you for using intelligent terminal series products. In the situation of quality problems, which arise from raw materials or production processes, during normal use of purchased products, the seller will be responsible for free maintenance within one year from the date of purchase. The company may provide repairs due to the user's failure to use the product according to the provided instructions of the product. However corresponding service fee and component fee will be charged.

Warranty regulations:

- 1、 Under normal circumstances, the warranty period of the device is 12 months (3 months for accessories), subject to the sales agreement.
  - 2、 During the product warranty period, under the normal use conditions (determined by our technical staff), the user will be entitled to a free warranty for damaged or faulty warranty parts.
  - 3、 During the warranty period, faults caused by repair , disassembly or modification of the product by a personnel other than our company improper installation, improper use by the user (failure to follow instructions), serial number damage, accident or natural disaster , will not be covered under the warranty
  - 4、 The warranty will expire immediately if any alterations are made to the warranty card.
  - 5、 Please show the equipment SN and purchase certificate for repair
- The company reserves the right to interpret the above contents.

Place of Origin: Shenzhen

Inspector: 02

UROVO TECHNOLOGY LTD.CO., LTD.  
Website:en.urovo.com



Note: The contents of the manual are subject to change without prior notice.

## **FCC regulatory conformance**

FCC ID:SWSDT66

This device complies with Part 15 of the FCC Rules. Operation is subject to the following two conditions:

- (1) This device may not cause harmful interference.
- (2) This device must accept any interference received, including interference that may cause undesired operation.

**NOTE:** This equipment has been tested and found to comply with the limits for a Class B digital device, pursuant to part 15 of the FCC Rules. These limits are designed to provide reasonable protection against harmful interference in a residential installation.

This equipment generates uses and can radiate radio frequency energy and, if not installed and used in accordance with the instructions, may cause harmful interference to radio communications. However, there is no guarantee that interference will not occur in a particular installation. If this equipment does cause harmful interference to radio or television reception, which can be determined by turning the equipment off and on, the user is encouraged to try to correct the interference by one or more of the following measures:

- Reorient or relocate the receiving antenna.
- Increase the separation between the equipment and receiver.
- Connect the equipment into an outlet on a circuit different from that to which the receiver is connected.
- Consult the dealer or an experienced radio/TV technician for help

NOTE: Unauthorized modifications could void the user's authority to operate the equipment.

## **RF Exposure**

The SAR limit of FCC is 1.6W/kg(Head&Body-worn&Hotspot ), 4.0W/kg(Extremity) averaged over one gram of tissue. Device has also been tested against this SAR limit, the testing distance of head&Extremity is 0mm, Body-Worn&Hotspot is 10mm.

The 5150 to 5350 MHz frequency range is restricted to indoor use only in: AT, BE, BG, CH, CY,CZ, DE, DK, EE, EL, ES, FI, FR, HR, HU, IE, IS, IT, LI, LT, LU, LV, MT, NL, NO, PL, PT, RO, SE, SI, SK, TR, UK.