



Appendix II


Setup Photographs



RADIATED RF MEASUREMENT SETUP (ABOVE 1 GHz)




MEASUREMENT POSITION (X axis)





MEASUREMENT POSITION (Y axis)



MEASUREMENT POSITION (Z axis)






RADIATED RF MEASUREMENT SETUP (30MHz~1GHz)




BACK VIEW OF RADIATED RF MEASUREMENT SETUP





RADIATED RF MEASUREMENT SETUP (Below 30MHz)



AC POWER LINE CONDUCTED EMISSIONS

