




Test Setup Photos



Transmitter Radiated Emissions Setup 30 MHz – 1000 MHz

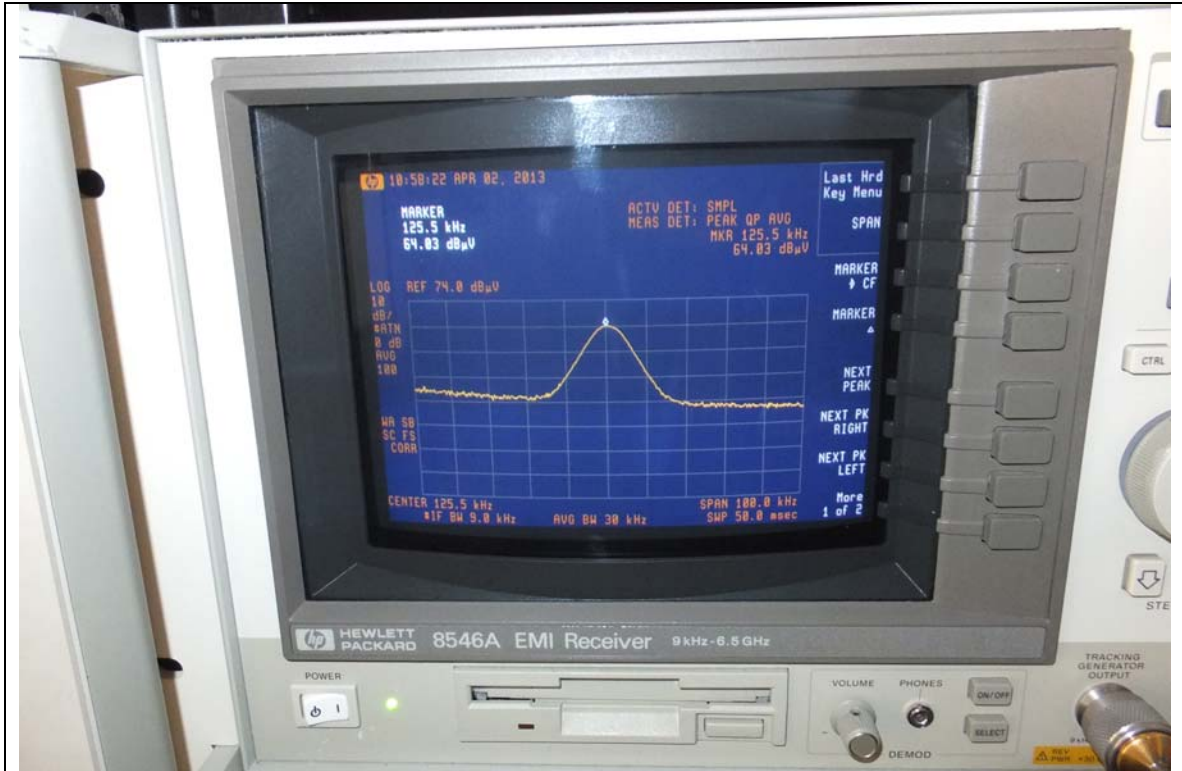




Transmitter Radiated Emissions Setup 9 kHz – 30 MHz (Above)


Transmitter 20 dB Bandwidth Measurement setup (below)





Transmitter Fundamental Field Strength Measurement setup (above)

AC Power Line Conducted Emissions Setup 150 kHz – 30 MHz (below)





AC Power Line Conducted Emissions Setup 150 kHz – 30 MHz