

Figure 5
Inside of the EUT



Figure 6
Inside of the EUT



Figure 7
Inside of the EUT



Figure 8
Component side of the PCB




Figure 9
Component side of the PCB




Figure 10
Component side of the PCB




Figure 11
Component side of the PCB




Figure 12
Component side of the PCB




Figure 13
Component side of the PCB




Figure 14
Speaker



Figure 15
Adapter



Figure 16
Component side of the PCB

