SAR Plots

- Verification Plots
- SAR Test Plots

Copyright © 2020, DT&C Co., Ltd.

DT&C Co., Ltd.

DUT: Dipole 750 MHz; Type: D750V3; Serial: D750V3 - SN:1049

Communication System: UID 0, CW (0); Frequency: 750 MHz;Duty Cycle: 1:1
Medium parameters used: f = 750 MHz; σ = 0.903 S/m; ε_r = 41.878; ρ = 1000 kg/m^3
Phantom section: Flat Section

DASY5 Configuration:
Probe: EX3DV4 - SN7368; ConvF(9.89, 9.89, 9.89); Calibrated: 1/30/2020 Electronics: DAE4 Sn1391
Sensor-Surface: 2mm (Mechanical Surface Detection)
Phantom: SAM with CRP v5.0(Right); Type: QD000P40CD; Serial: 1220
Measurement SW: DASY52, Version 52.10 (3); SEMCAD X Version 14.6.13 (7474)

Test Date: 2020-07-28; Ambient Temp: 22.1; Tissue Temp: 21.9

750 MHz System Verification(250mW)

Area Scan (5x12x1): Measurement grid: dx=15mm, dy=15mm
Zoom Scan (7x7x7)/Cube 0: Measurement grid: dx=5mm, dy=5mm, dz=5mm
Power Drift = 0.02 dB
Peak SAR (extrapolated) = 3.39 W/kg
SAR(1 g) = 2.12 W/kg; SAR(10 g) = 1.34 W/kg

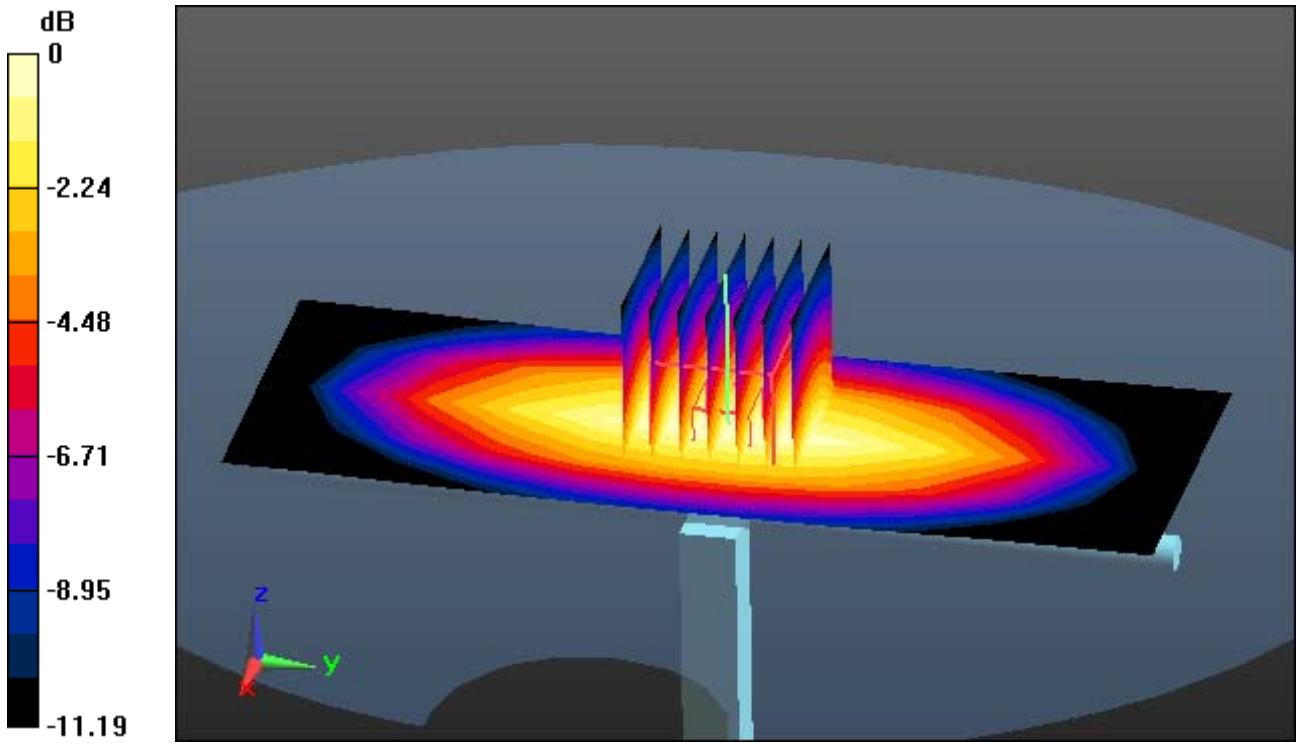

0 dB = 2.30 W/kg

DT&C Co., Ltd.

DUT: Dipole 835 MHz; Type: D835V2; Serial: D835V2 - SN:4d159

Communication System: UID 0, CW (0); Frequency: 835 MHz;Duty Cycle: 1:1
Medium parameters used: f = 835 MHz; σ = 0.894 S/m; ε_r = 42.628; ρ = 1000 kg/m^3
Phantom section: Flat Section

DASY5 Configuration:
Probe: EX3DV4 - SN7368; ConvF(9.67, 9.67, 9.67); Calibrated: 1/30/2020 Electronics: DAE4 Sn1391
Sensor-Surface: 2mm (Mechanical Surface Detection)
Phantom: SAM with CRP v5.0(Right); Type: QD000P40CD; Serial: TP:1220
Measurement SW: DASY52, Version 52.10 (3); SEMCAD X Version 14.6.13 (7474)

Test Date: 2020-07-27; Ambient Temp: 22.3; Tissue Temp: 22.0

835 MHz System Verification(250mW)

Area Scan (5x12x1): Measurement grid: dx=15mm, dy=15mm
Zoom Scan (7x7x7)/Cube 0: Measurement grid: dx=5mm, dy=5mm, dz=5mm
Power Drift = 0.03 dB
Peak SAR (extrapolated) = 3.83 W/kg
SAR(1 g) = 2.41 W/kg; SAR(10 g) = 1.58 W/kg

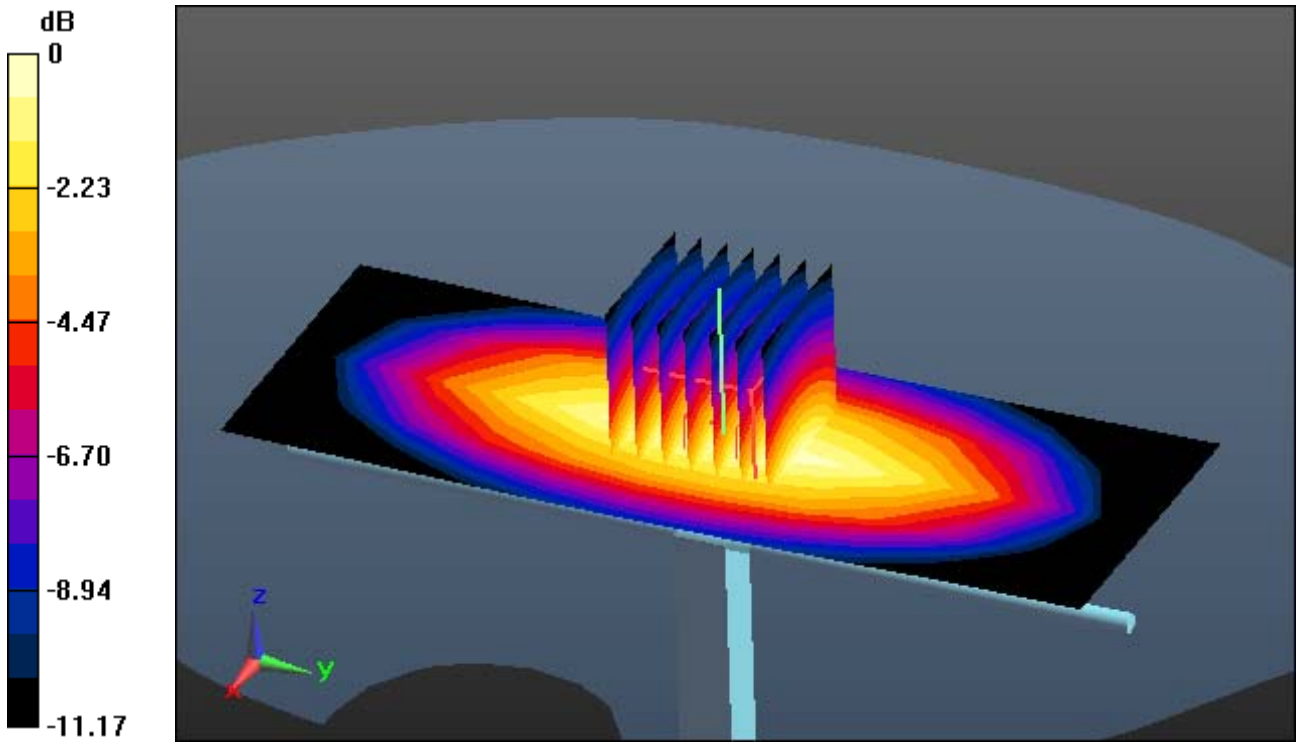

0 dB = 2.60 W/kg

DT&C Co., Ltd.

DUT: Dipole 1800 MHz; Type: D1800V2; Serial: D1800V2 - SN:2d202

Communication System: UID 0, CW (0); Frequency: 1800 MHz;Duty Cycle: 1:1
Medium parameters used: f = 1800 MHz; σ = 1.39 S/m; ε_r = 40.739; ρ = 1000 kg/m^3
Phantom section: Flat Section

DASY5 Configuration:
Probe: EX3DV4 - SN7368; ConvF(8.78, 8.78, 8.78); Calibrated: 1/30/2020 Electronics: DAE4 Sn1391
Sensor-Surface: 2mm (Mechanical Surface Detection)
Phantom: SAM with CRP v5.0(Right); Type: QD000P40CD; Serial: 1220
Measurement SW: DASY52, Version 52.10 (3); SEMCAD X Version 14.6.13 (7474)

Test Date: 2020-07-21; Ambient Temp: 22.3; Tissue Temp: 22.2

1800 MHz System Verification(100mW)

Area Scan (8x11x1): Measurement grid: dx=12mm, dy=12mm
Zoom Scan (7x7x7)/Cube 0: Measurement grid: dx=5mm, dy=5mm, dz=5mm
Power Drift = -0.18 dB
Peak SAR (extrapolated) = 7.21 W/kg
SAR(1 g) = 3.83 W/kg; SAR(10 g) = 1.97 W/kg

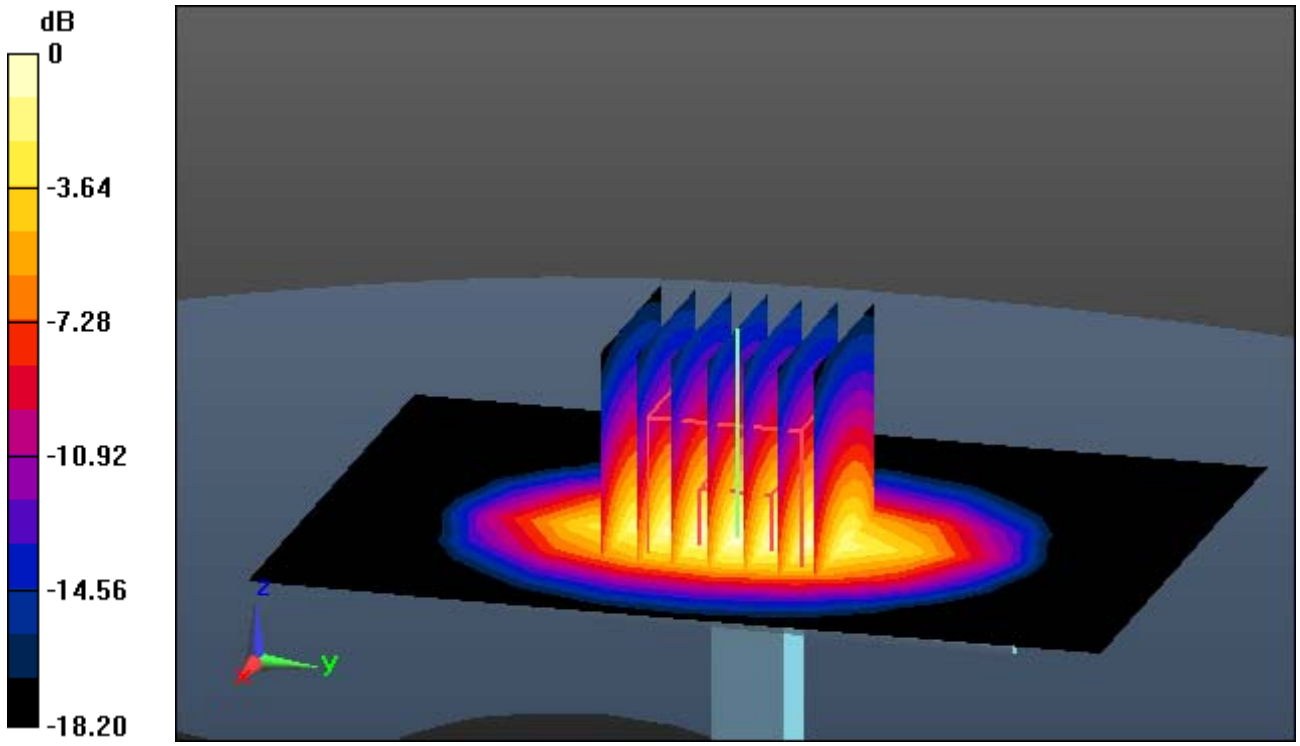

0 dB = 5.59 W/kg

DT&C Co., Ltd.

DUT: Dipole 1900 MHz; Type: D1900V2; Serial: D1900V2 - SN:5d176

Communication System: UID 0, CW (0); Frequency: 1900 MHz;Duty Cycle: 1:1
Medium parameters used: f = 1900 MHz; σ = 1.437 S/m; ε_r = 41.211; ρ = 1000 kg/m^3
Phantom section: Flat Section

DASY5 Configuration:
Probe: EX3DV4 - SN7368; ConvF(8.43, 8.43, 8.43); Calibrated: 1/30/2020 Electronics: DAE4 Sn1391
Sensor-Surface: 2mm (Mechanical Surface Detection)
Phantom: SAM with CRP v5.0(Right); Type: QD000P40CD; Serial: 1220
Measurement SW: DASY52, Version 52.10 (3); SEMCAD X Version 14.6.13 (7474)

Test Date: 2020-07-20; Ambient Temp: 22.1; Tissue Temp: 21.8

1900 MHz System Verification(100mW)

Area Scan (8x11x1): Measurement grid: dx=12mm, dy=12mm
Zoom Scan (7x7x7)/Cube 0: Measurement grid: dx=5mm, dy=5mm, dz=5mm
Power Drift = -0.08 dB
Peak SAR (extrapolated) = 7.83 W/kg
SAR(1 g) = 4.01 W/kg; SAR(10 g) = 2.03 W/kg

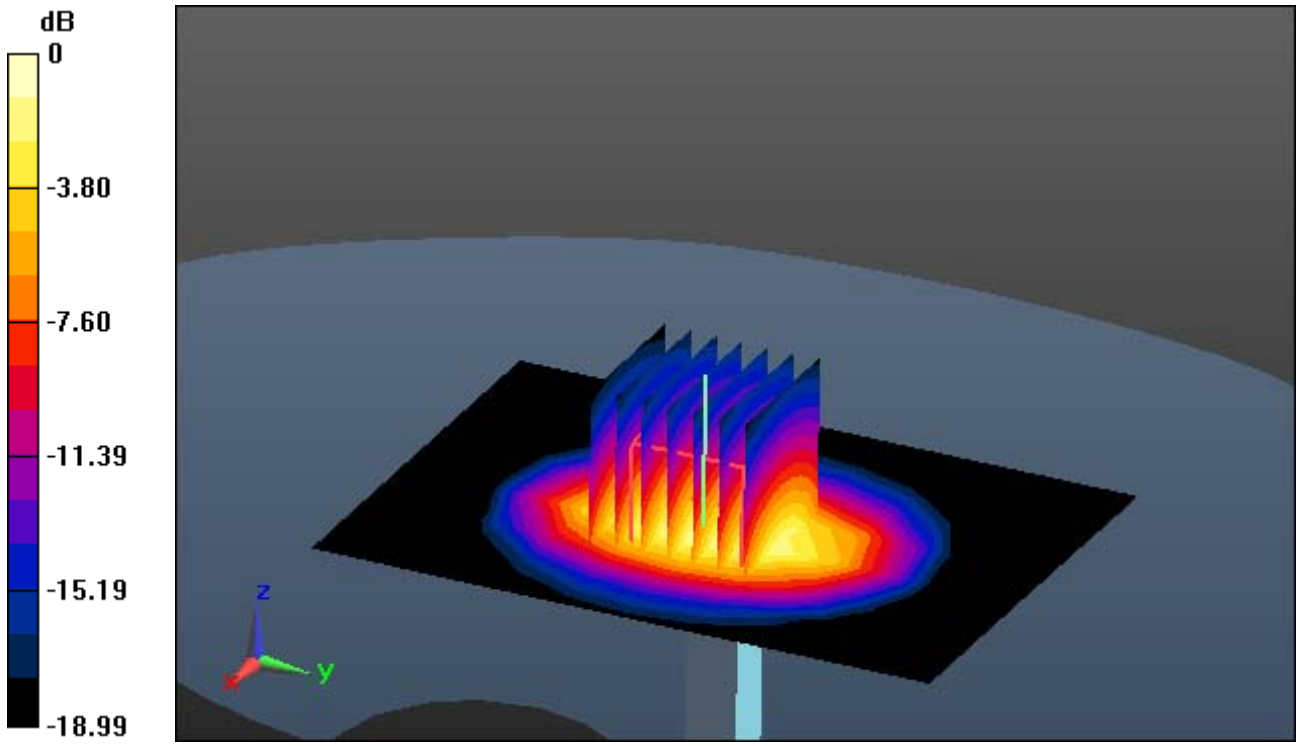

0 dB = 5.90 W/kg

DT&C Co., Ltd.

DUT: Dipole 2450 MHz; Type: D2450V2; Serial: D2450V2 - SN:726

Communication System: UID 0, CW (0); Frequency: 2450 MHz;Duty Cycle: 1:1
Medium parameters used: f = 2450 MHz; σ = 1.866 S/m; ε_r = 39.323; ρ = 1000 kg/m^3
Phantom section: Flat Section

DASY5 Configuration:
Probe: EX3DV4 - SN7368; ConvF(7.81, 7.81, 7.81); Calibrated: 1/30/2020 Electronics: DAE4 Sn1391
Sensor-Surface: 2mm (Mechanical Surface Detection)
Phantom: SAM with CRP v5.0(Right); Type: QD000P40CD; Serial: 1220
Measurement SW: DASY52, Version 52.10 (3); SEMCAD X Version 14.6.13 (7474)

Test Date: 2020-07-29; Ambient Temp: 22.4; Tissue Temp: 22.3

2450 MHz System Verification(100mW)

Area Scan (9x9x1): Measurement grid: dx=12mm, dy=12mm
Zoom Scan (7x7x7)/Cube 0: Measurement grid: dx=5mm, dy=5mm, dz=5mm
Power Drift = -0.16 dB
Peak SAR (extrapolated) = 11.4 W/kg
SAR(1 g) = 5.24 W/kg; SAR(10 g) = 2.38 W/kg

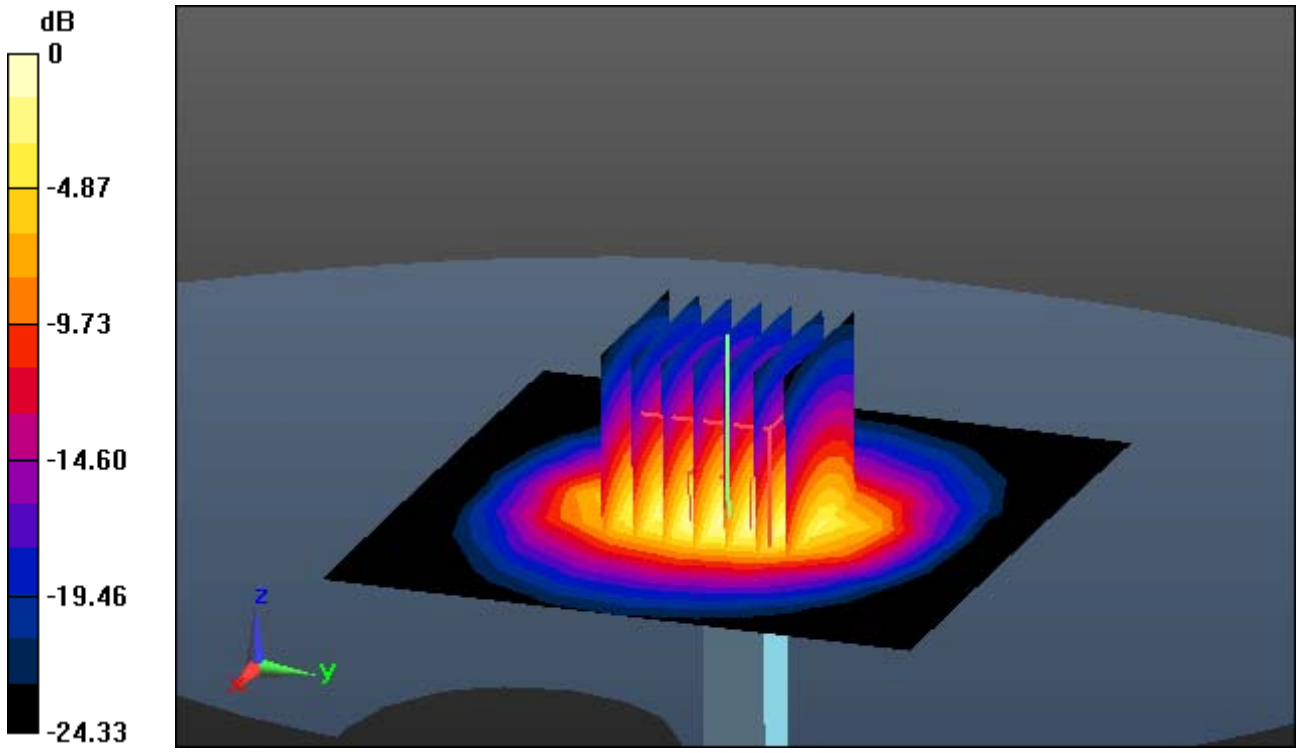

0 dB = 8.20 W/kg

DT&C Co., Ltd.

DUT: Dipole 5000 MHz; Type: D5GHzV2; Serial: D5GHzV2 - SN:1212

Communication System: UID 0, CW (0); Frequency: 5200 MHz;Duty Cycle: 1:1
Medium parameters used: f = 5200 MHz; σ = 4.668 S/m; ε_r = 35.267; ρ = 1000 kg/m^3
Phantom section: Flat Section

DASY5 Configuration:
Probe: EX3DV4 - SN7368; ConvF(5.66, 5.66, 5.66); Calibrated: 1/30/2020 Electronics: DAE4 Sn1391
Sensor-Surface: 1.4mm (Mechanical Surface Detection)
Phantom: SAM with CRP v5.0(Right); Type: QD000P40CD; Serial: 1220
Measurement SW: DASY52, Version 52.10 (3); SEMCAD X Version 14.6.13 (7474)

Test Date: 2020-07-13; Ambient Temp: 21.3; Tissue Temp: 21.0

5200 MHz System Verification(100mW)

Area Scan (9x10x1): Measurement grid: dx=10mm, dy=10mm
Zoom Scan (8x8x7)/Cube 0: Measurement grid: dx=4mm, dy=4mm, dz=1.4mm, Graded Ratio:1.4
Power Drift = -0.05 dB
Peak SAR (extrapolated) = 33.1 W/kg
SAR(1 g) = 7.84 W/kg; SAR(10 g) = 2.25 W/kg

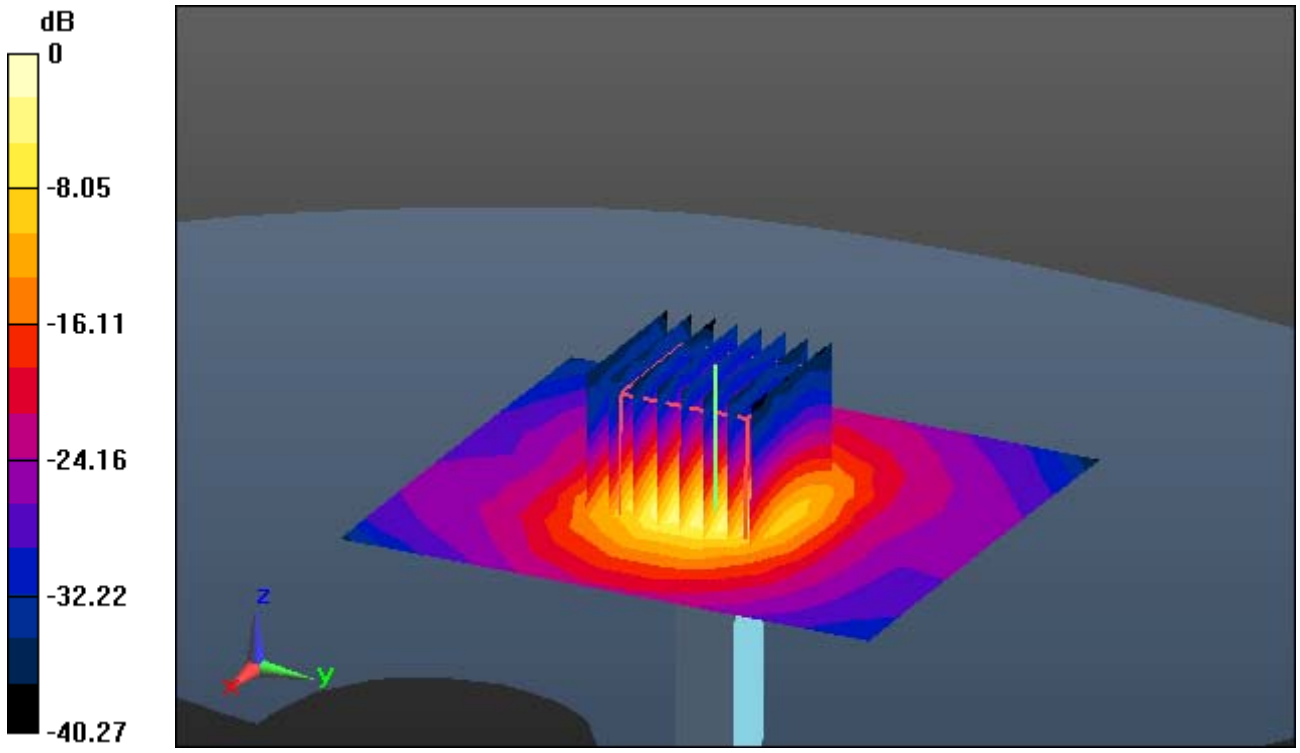

0 dB = 18.9 W/kg

DT&C Co., Ltd.

DUT: Dipole 5000 MHz; Type: D5GHzV2; Serial: D5GHzV2 - SN:1212

Communication System: UID 0, CW (0); Frequency: 5600 MHz;Duty Cycle: 1:1
Medium parameters used: f = 5800 MHz; σ = 5.428 S/m; ε_r = 34.414; ρ = 1000 kg/m^3
Phantom section: Flat Section

DASY5 Configuration:
Probe: EX3DV4 - SN7368; ConvF(5.02, 5.02, 5.02); Calibrated: 1/30/2020 Electronics: DAE4 Sn1391
Sensor-Surface: 1.4mm (Mechanical Surface Detection)
Phantom: SAM with CRP v5.0(Right); Type: QD000P40CD; Serial: 1220
Measurement SW: DASY52, Version 52.10 (3); SEMCAD X Version 14.6.13 (7474)

Test Date: 2020-07-14; Ambient Temp: 22.2; Tissue Temp: 21.9

5800 MHz System Verification(100mW)

Area Scan (9x10x1): Measurement grid: dx=10mm, dy=10mm
Zoom Scan (8x8x7)/Cube 0: Measurement grid: dx=4mm, dy=4mm, dz=1.4mm, Graded Ratio:1.4
Power Drift = -0.09 dB
Peak SAR (extrapolated) = 33.7 W/kg
SAR(1 g) = 8.1 W/kg; SAR(10 g) = 2.31 W/kg

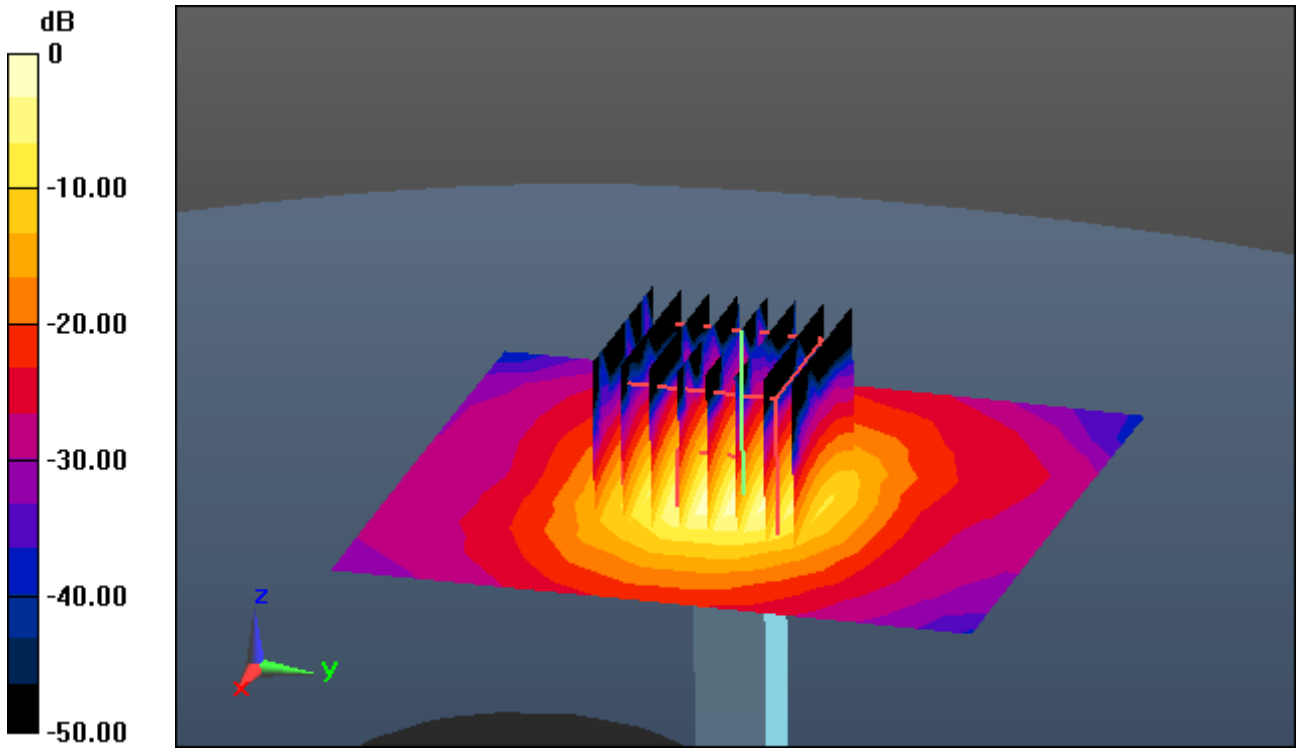

0 dB = 19.6 W/kg

DT&C Co., Ltd.

DUT: SP500; Type: PDF

Communication System: UID 0, WCDMA 850 (0); Frequency: 826.4 MHz;Duty Cycle: 1:1
Medium parameters used: f = 826.4 MHz; σ = 0.887 S/m; ε_r = 42.743; ρ = 1000 kg/m^3
Phantom section: Flat Section

DASY5 Configuration:
Probe: EX3DV4 - SN7368; ConvF(9.67, 9.67, 9.67); Calibrated: 1/30/2020 Electronics: DAE4 Sn1391
Sensor-Surface: 2mm (Mechanical Surface Detection)
Phantom: SAM with CRP v5.0(Right); Type: QD000P40CD; Serial: 1220
Measurement SW: DASY52, Version 52.10 (3); SEMCAD X Version 14.6.13 (7474)

Test Date: 2020-07-27; Ambient Temp: 22.3; Tissue Temp: 22.0

0.5 cm space from Body, Rear #2, WCDMA Band 5 Ch. 4132, Ant. Internal

Area Scan (10x13x1): Measurement grid: dx=15mm, dy=15mm
Zoom Scan (5x5x7)/Cube 0: Measurement grid: dx=8mm, dy=8mm, dz=5mm
Power Drift = -0.01 dB
Peak SAR (extrapolated) = 2.00 W/kg
SAR(1 g) = 1.04 W/kg; SAR(10 g) = 0.557 W/kg

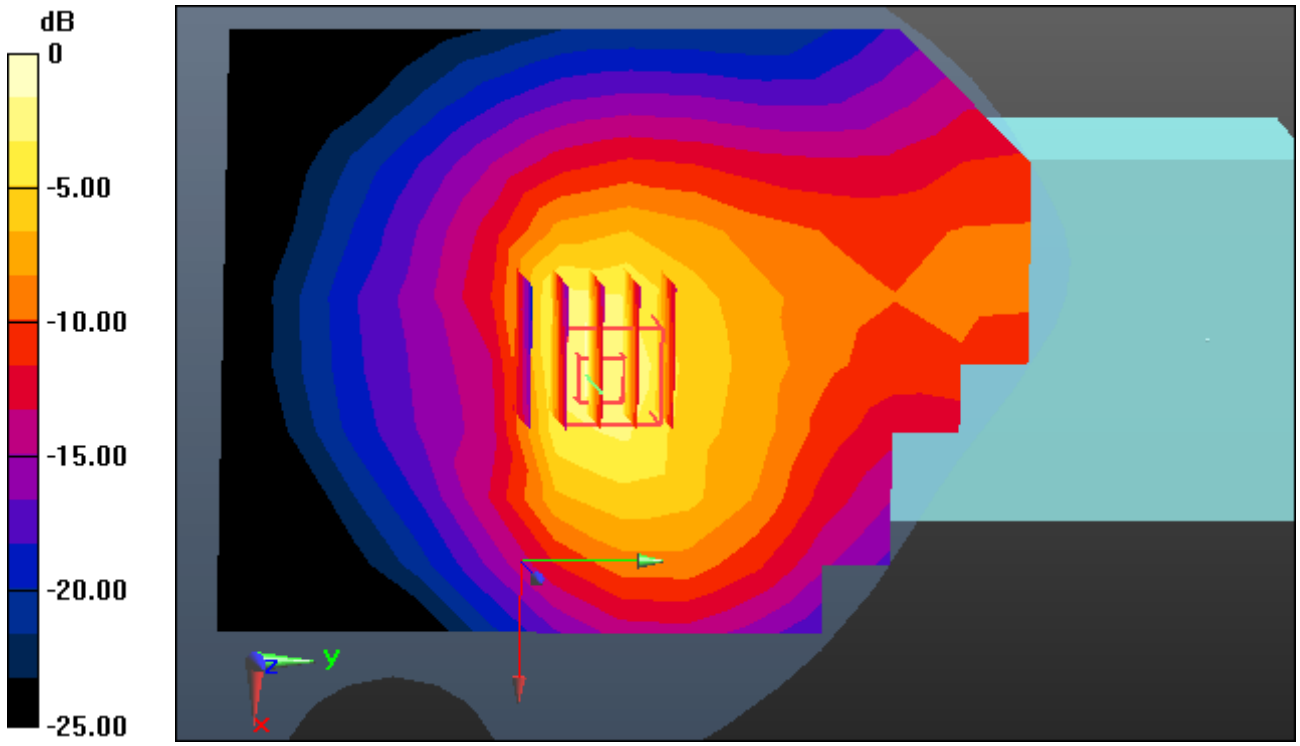

0 dB = 1.49 W/kg

DT&C Co., Ltd.

DUT: SP500; Type: PDF

Communication System: UID 0, WCDMA 1900 (0); Frequency: 1907.6 MHz;Duty Cycle: 1:1
Medium parameters used: f = 1907.6 MHz; σ = 1.443 S/m; ε_r = 41.183; ρ = 1000 kg/m^3
Phantom section: Flat Section

DASY5 Configuration:
Probe: EX3DV4 - SN7368; ConvF(8.43, 8.43, 8.43); Calibrated: 1/30/2020 Electronics: DAE4 Sn1391
Sensor-Surface: 2mm (Mechanical Surface Detection)
Phantom: SAM with CRP v5.0(Right); Type: QD000P40CD; Serial: 1220
Measurement SW: DASY52, Version 52.10 (3); SEMCAD X Version 14.6.13 (7474)
Test Date: 2020-07-20; Ambient Temp: 22.1; Tissue Temp: 21.8

0.5 cm space from Body, Rear #2, WCDMA Band 2 Ch. 9538, Ant. Internal

Area Scan (10x13x1): Measurement grid: dx=15mm, dy=15mm
Zoom Scan (5x5x7)/Cube 0: Measurement grid: dx=8mm, dy=8mm, dz=5mm
Power Drift = 0.11 dB
Peak SAR (extrapolated) = 2.34 W/kg
SAR(1 g) = 1.14 W/kg; SAR(10 g) = 0.528 W/kg

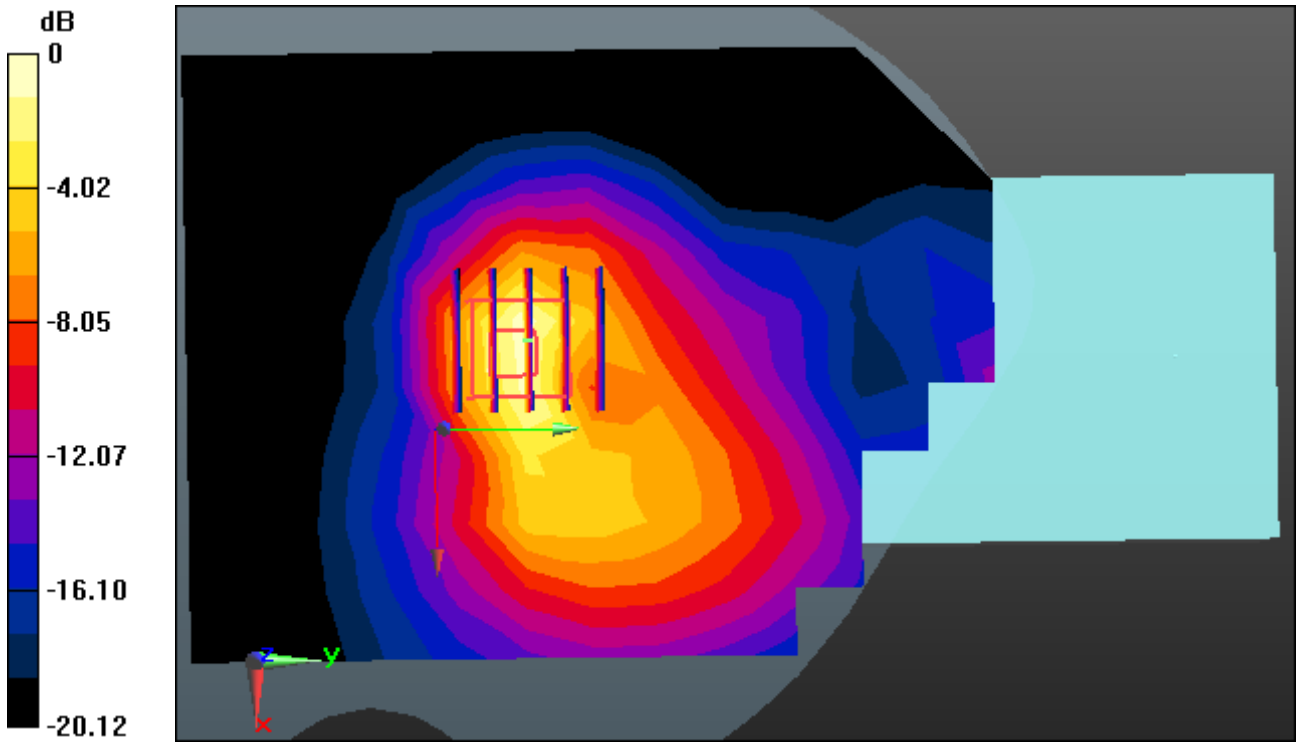

0 dB = 1.63 W/kg

DT&C Co., Ltd.

DUT: SP500; Type: PDF

Communication System: UID 0, LTE Band 12(FCC) (0); Frequency: 707.5 MHz; Duty Cycle: 1:1
Medium parameters used: f = 707.5 MHz; σ = 0.863 S/m; ε_r = 42.432; ρ = 1000 kg/m^3
Phantom section: Flat Section

DASY5 Configuration:
Probe: EX3DV4 - SN7368; ConvF(9.89, 9.89, 9.89); Calibrated: 1/30/2020 Electronics: DAE4 Sn1391
Sensor-Surface: 2mm (Mechanical Surface Detection)
Phantom: SAM with CRP v5.0(Right); Type: QD000P40CD; Serial: 1220
Measurement SW: DASY52, Version 52.10 (3); SEMCAD X Version 14.6.13 (7474)

Test Date: 2020-07-28; Ambient Temp: 22.1; Tissue Temp: 21.9

0.5 cm from Body, Rear #2, LTE Band 12 Ch. 23095, Ant. Internal

Mode : BandWidth 10 MHz, QPSK, RB Size: 1

Area Scan (10x13x1): Measurement grid: dx=15mm, dy=15mm
Zoom Scan (5x5x7)/Cube 0: Measurement grid: dx=8mm, dy=8mm, dz=5mm
Power Drift = 0.09 dB
Peak SAR (extrapolated) = 0.670 W/kg
SAR(1 g) = 0.334 W/kg; SAR(10 g) = 0.179 W/kg

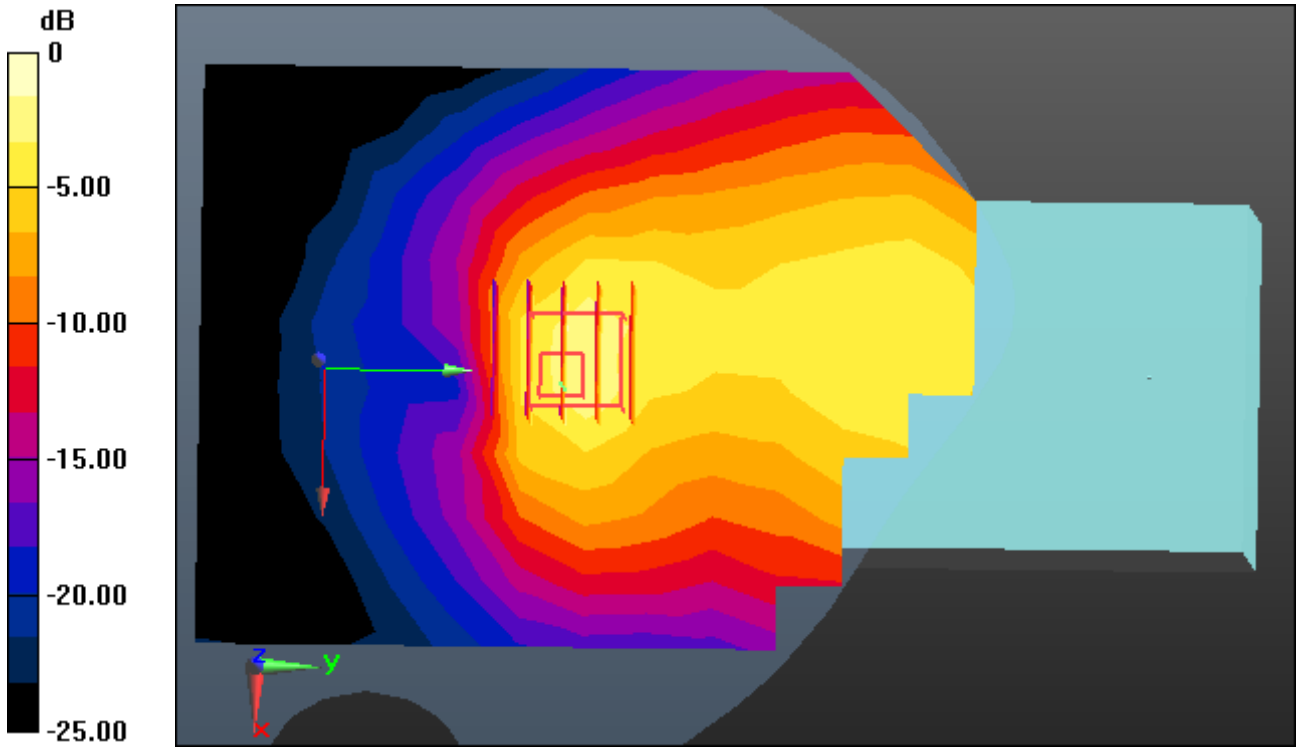

0 dB = 0.580 W/kg

DT&C Co., Ltd.

DUT: SP500; Type: PDF

Communication System: UID 0, LTE Band 5(FCC) (0); Frequency: 836.5 MHz; Duty Cycle: 1:1
Medium parameters used: f = 836.5 MHz; σ = 0.896 S/m; ε_r = 42.607; ρ = 1000 kg/m^3
Phantom section: Flat Section

DASY5 Configuration:
Probe: EX3DV4 - SN7368; ConvF(9.67, 9.67, 9.67); Calibrated: 1/30/2020 Electronics: DAE4 Sn1391
Sensor-Surface: 2mm (Mechanical Surface Detection)
Phantom: SAM with CRP v5.0(Right); Type: QD000P40CD; Serial: 1220
Measurement SW: DASY52, Version 52.10 (3); SEMCAD X Version 14.6.13 (7474)

Test Date: 2020-07-27; Ambient Temp: 22.3; Tissue Temp: 22.0

0.5 cm from Body, Rear #2, LTE Band 5 Ch. 20525, Ant. Internal

Mode : BandWidth 10 MHz, QPSK, RB Size: 1

Area Scan (10x13x1): Measurement grid: dx=15mm, dy=15mm
Zoom Scan (5x5x7)/Cube 0: Measurement grid: dx=8mm, dy=8mm, dz=5mm
Power Drift = 0.16 dB
Peak SAR (extrapolated) = 1.32 W/kg
SAR(1 g) = 0.654 W/kg; SAR(10 g) = 0.339 W/kg

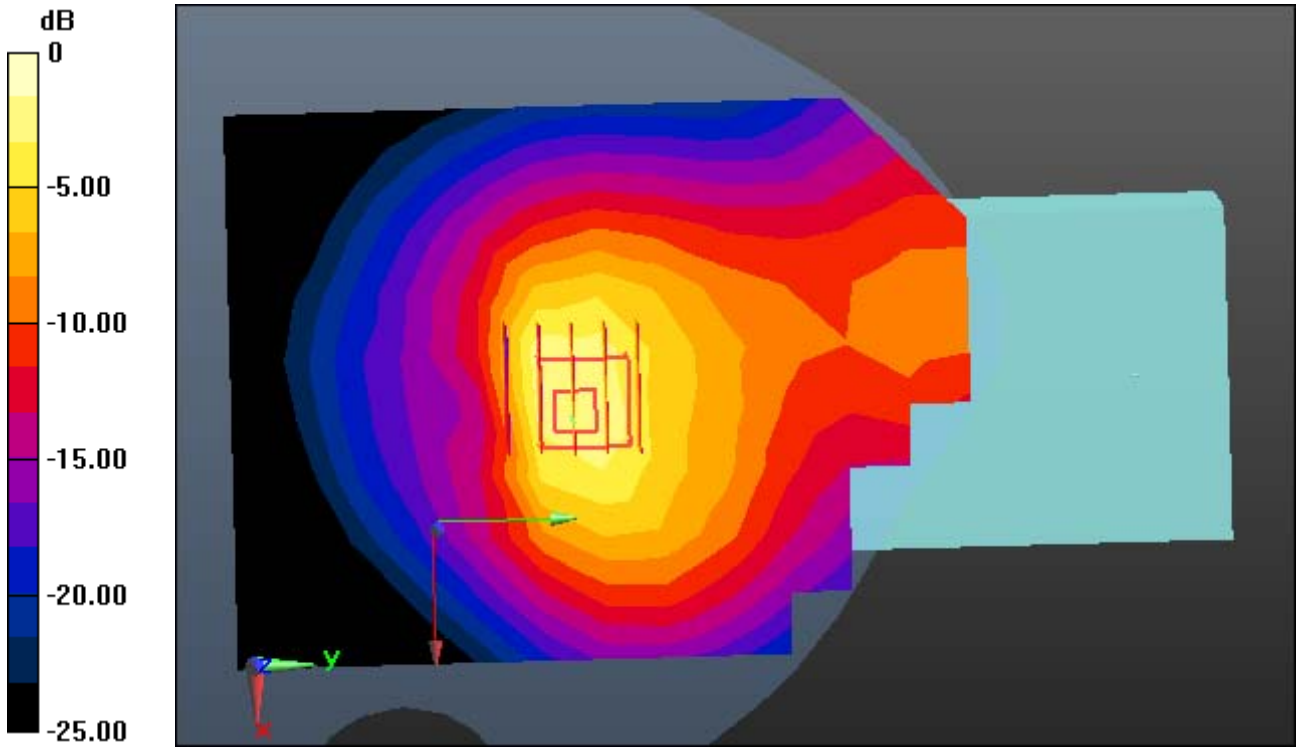

0 dB = 0.900 W/kg

DT&C Co., Ltd.

DUT: SP500; Type: PDF

Communication System: UID 0, LTE Band 4(FCC) (0); Frequency: 1732.5 MHz; Duty Cycle: 1:1
Medium parameters used: f = 1732.5 MHz; σ = 1.323 S/m; ε_r = 41.022; ρ = 1000 kg/m^3
Phantom section: Flat Section

DASY5 Configuration:
Probe: EX3DV4 - SN7368; ConvF(8.78, 8.78, 8.78); Calibrated: 1/30/2020 Electronics: DAE4 Sn1391
Sensor-Surface: 2mm (Mechanical Surface Detection)
Phantom: SAM with CRP v5.0(Right); Type: QD000P40CD; Serial: 1220
Measurement SW: DASY52, Version 52.10 (3); SEMCAD X Version 14.6.13 (7474)

Test Date: 2020-07-21; Ambient Temp: 22.3; Tissue Temp: 22.2

0.5 cm from Body, Rear #2, LTE Band 4 Ch. 20175, Ant. Internal

Mode : BandWidth 20 MHz, QPSK, RB Size: 1

Area Scan (10x13x1): Measurement grid: dx=15mm, dy=15mm
Zoom Scan (5x5x7)/Cube 0: Measurement grid: dx=8mm, dy=8mm, dz=5mm
Power Drift = -0.03 dB
Peak SAR (extrapolated) = 1.54 W/kg
SAR(1 g) = 0.778 W/kg; SAR(10 g) = 0.365 W/kg

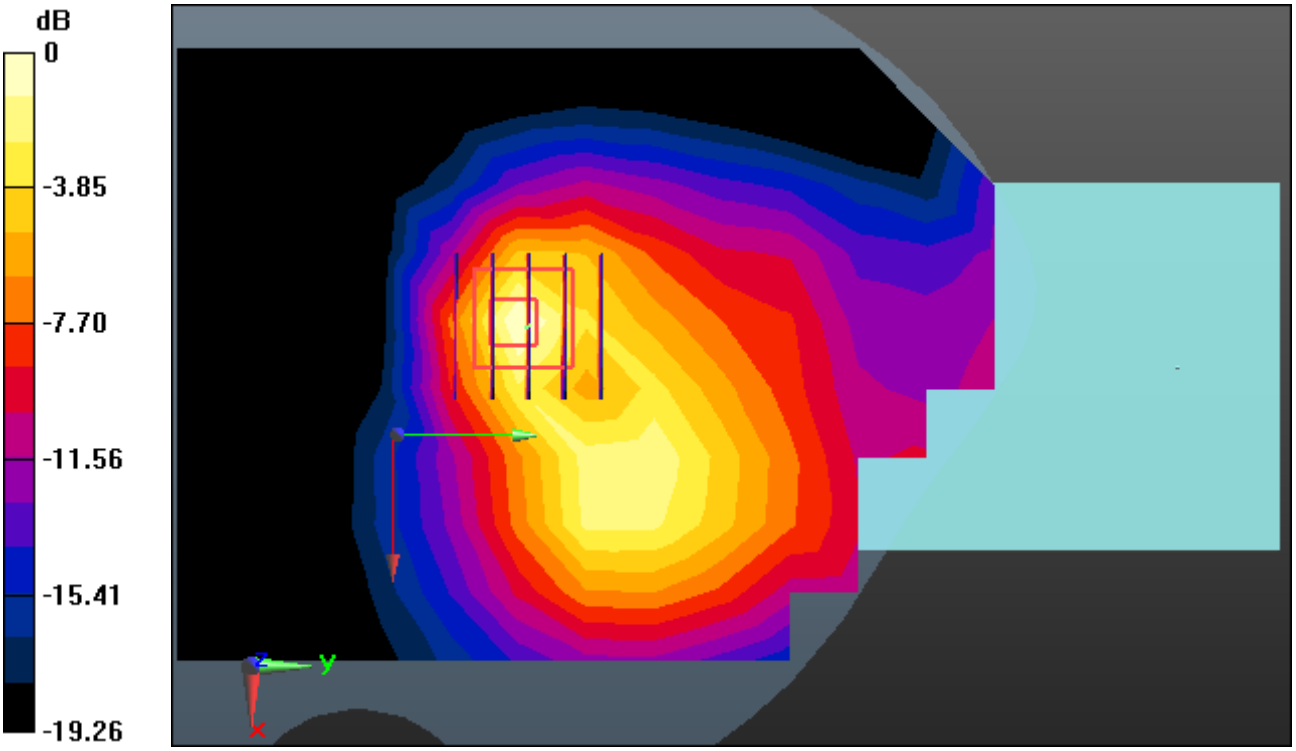

0 dB = 1.13 W/kg

DT&C Co., Ltd.

DUT: SP500; Type: PDF

Communication System: UID 0, LTE Band 2(FCC) (0); Frequency: 1900 MHz; Duty Cycle: 1:1
Medium parameters used: f = 1900 MHz; σ = 1.437 S/m; ε_r = 41.211; ρ = 1000 kg/m^3
Phantom section: Flat Section

DASY5 Configuration:
Probe: EX3DV4 - SN7368; ConvF(8.43, 8.43, 8.43); Calibrated: 1/30/2020 Electronics: DAE4 Sn1391
Sensor-Surface: 2mm (Mechanical Surface Detection)
Phantom: SAM with CRP v5.0(Right); Type: QD000P40CD; Serial: 1220
Measurement SW: DASY52, Version 52.10 (3); SEMCAD X Version 14.6.13 (7474)

Test Date: 2020-07-20; Ambient Temp: 22.1; Tissue Temp: 21.8

0.5 cm from Body, Rear #2, LTE Band 2 Ch. 19100, Ant. Internal

Mode : BandWidth 20 MHz, QPSK, RB Size: 1

Area Scan (10x13x1): Measurement grid: dx=15mm, dy=15mm
Zoom Scan (5x5x7)/Cube 0: Measurement grid: dx=8mm, dy=8mm, dz=5mm
Power Drift = -0.15 dB
Peak SAR (extrapolated) = 2.27 W/kg
SAR(1 g) = 1.12 W/kg; SAR(10 g) = 0.526 W/kg

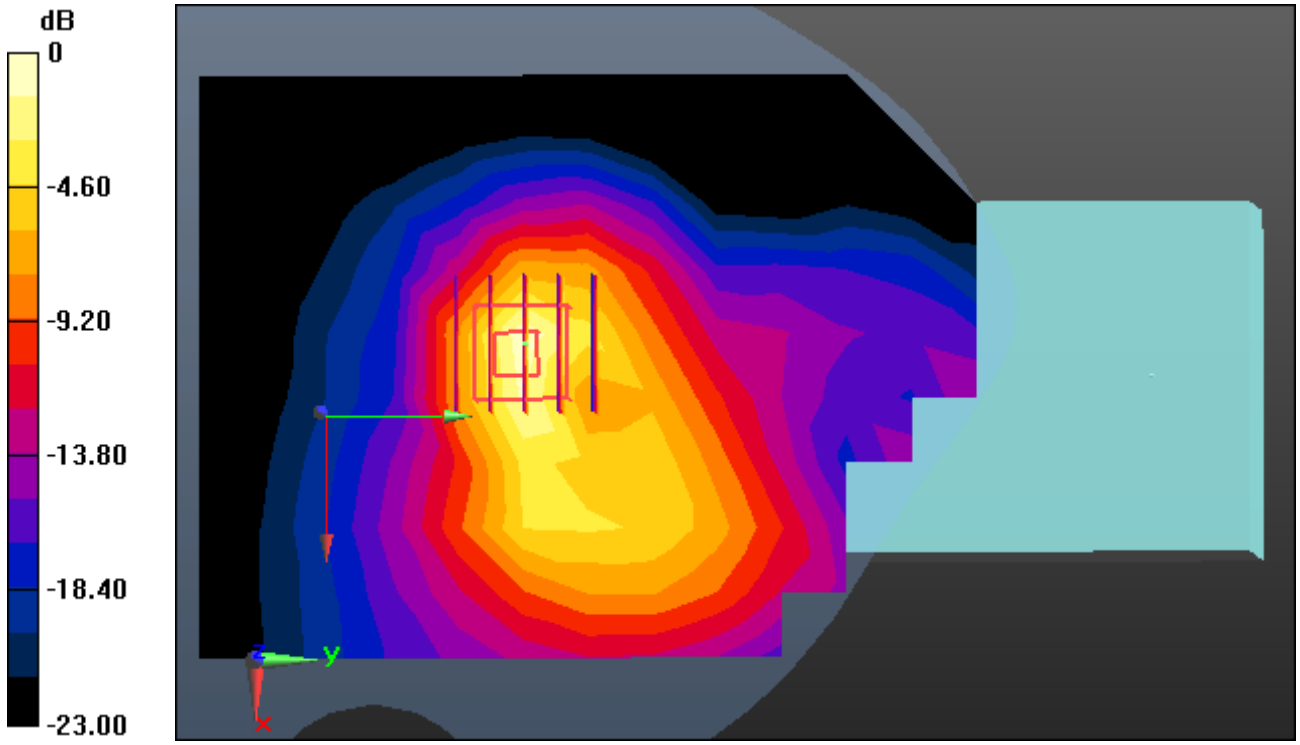

0 dB = 1.41W/kg

DT&C Co., Ltd.

DUT: SP500; Type: PDF

Communication System: UID 0, 1. W-LAN 2.4G(802.11b/g/n20, 40) (0); Frequency: 2437 MHz;Duty Cycle: 1:1
Medium parameters used: f = 2437 MHz; σ = 1.851 S/m; ε_r = 39.365; ρ = 1000 kg/m^3
Phantom section: Flat Section

DASY5 Configuration:
Probe: EX3DV4 - SN7368; ConvF(7.81, 7.81, 7.81); Calibrated: 1/30/2020 Electronics: DAE4 Sn1391
Sensor-Surface: 2mm (Mechanical Surface Detection)
Phantom: SAM with CRP v5.0(Right); Type: QD000P40CD; Serial: 1220
Measurement SW: DASY52, Version 52.10 (3); SEMCAD X Version 14.6.13 (7474)

Test Date: 2020-07-29; Ambient Temp: 22.4; Tissue Temp: 22.3

0.5 cm space from Body, Left, W-LAN(802.11b) Ch. 6, Ant Internal

Area Scan (11x19x1): Measurement grid: dx=12mm, dy=12mm
Zoom Scan (7x7x7)/Cube 0: Measurement grid: dx=5mm, dy=5mm, dz=5mm
Power Drift = -0.11 dB
Peak SAR (extrapolated) = 1.33 W/kg
SAR(1 g) = 0.602 W/kg; SAR(10 g) = 0.258 W/kg

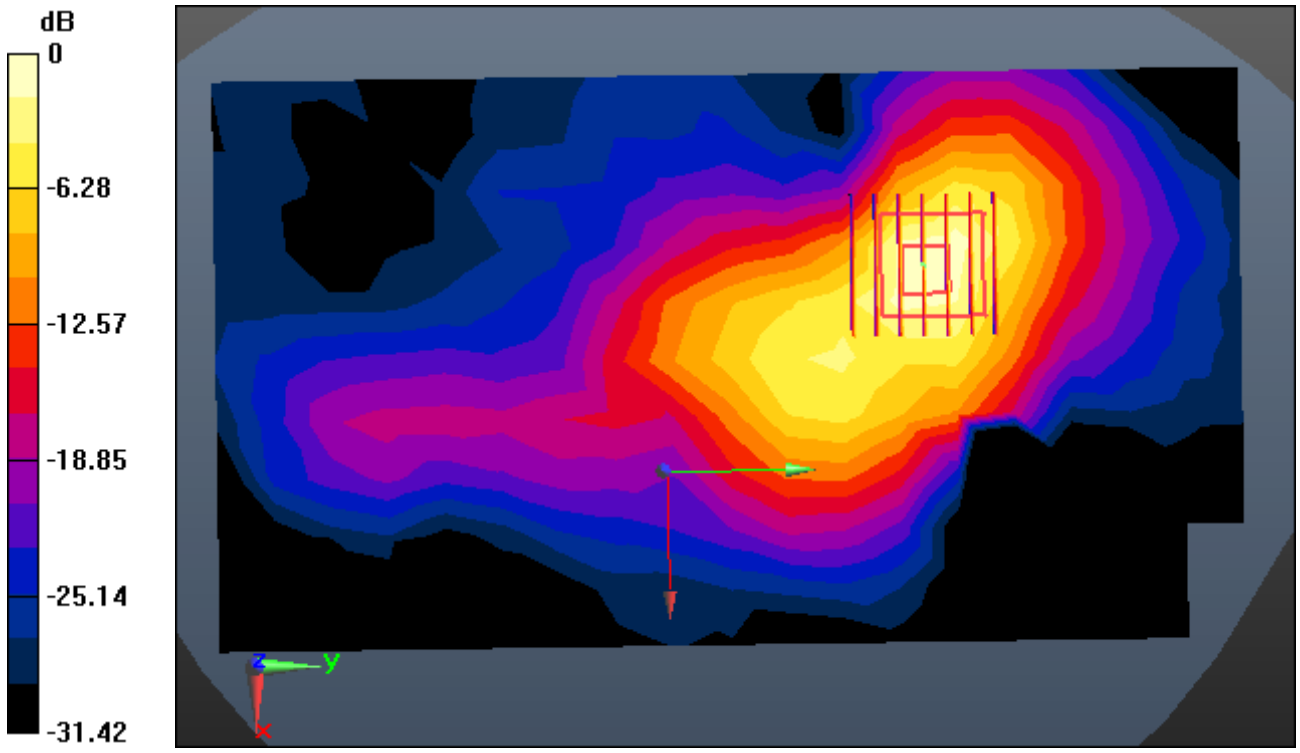

0 dB = 0.850 W/kg

DT&C Co., Ltd.

DUT: SP500; Type: PDF

Communication System: UID 0, W-LAN 5.2G(802.11a/n/ac) (0); Frequency: 5220 MHz;Duty Cycle: 1:1
Medium parameters used: f = 5220 MHz; σ = 4.691 S/m; ε_r = 35.243; ρ = 1000 kg/m^3
Phantom section: Flat Section

DASY5 Configuration:
Probe: EX3DV4 - SN7368; ConvF(5.66, 5.66, 5.66); Calibrated: 1/30/2020 Electronics: DAE4 Sn1391
Sensor-Surface: 1.4mm (Mechanical Surface Detection)
Phantom: SAM with CRP v5.0(Right); Type: QD000P40CD; Serial: 1220
Measurement SW: DASY52, Version 52.10 (3); SEMCAD X Version 14.6.13 (7474)

Test Date: 2020-07-13; Ambient Temp: 21.3; Tissue Temp: 21.0

0.5 cm space from Body, Left, W-LAN(802.11a) Ch. 44, Ant Internal

Area Scan (15x23x1): Measurement grid: dx=10mm, dy=10mm
Zoom Scan (8x8x7)/Cube 0: Measurement grid: dx=4mm, dy=4mm, dz=1.4mm, Graded Ratio:1.4
Power Drift = 0.09 dB
Peak SAR (extrapolated) = 2.40 W/kg
SAR(1 g) = 0.652 W/kg; SAR(10 g) = 0.212 W/kg



0 dB = 1.47 W/kg

DT&C Co., Ltd.

DUT: SP500; Type: PDF

Communication System: UID 0, 1.W-LAN 5.6G&5.8G (0); Frequency: 5825 MHz;Duty Cycle: 1:1
Medium parameters used: f = 5825 MHz; σ = 5.453 S/m; ε_r = 34.389; ρ = 1000 kg/m^3
Phantom section: Flat Section

DASY5 Configuration:
Probe: EX3DV4 - SN7368; ConvF(5.02, 5.02, 5.02); Calibrated: 1/30/2020 Electronics: DAE4 Sn1391
Sensor-Surface: 1.4mm (Mechanical Surface Detection)
Phantom: SAM with CRP v5.0(Right); Type: QD000P40CD; Serial: 1220
Measurement SW: DASY52, Version 52.10 (3); SEMCAD X Version 14.6.13 (7474)

Test Date: 2020-07-14; Ambient Temp: 22.2; Tissue Temp: 21.9

0.5 cm space from Body, Left, W-LAN(802.11a) Ch. 165, Ant Internal

Area Scan (15x23x1): Measurement grid: dx=10mm, dy=10mm
Zoom Scan (8x8x7)/Cube 0: Measurement grid: dx=4mm, dy=4mm, dz=1.4mm, Graeded Ratio:1.4
Power Drift = 0.08 dB
Peak SAR (extrapolated) = 1.60 W/kg
SAR(1 g) = 0.401 W/kg; SAR(10 g) = 0.138 W/kg



0 dB = 0.940 W/kg

DT&C Co., Ltd.

DUT: SP500; Type: PDF

Communication System: UID 0, Bluetooth (0); Frequency: 2441 MHz;Duty Cycle: 1:1.302
Medium parameters used: f = 2441 MHz; σ = 1.856 S/m; ε_r = 39.352; ρ = 1000 kg/m^3
Phantom section: Flat Section

DASY5 Configuration:
Probe: EX3DV4 - SN7368; ConvF(7.81, 7.81, 7.81); Calibrated: 1/30/2020 Electronics: DAE4 Sn1391
Sensor-Surface: 2mm (Mechanical Surface Detection)
Phantom: SAM with CRP v5.0(Right); Type: QD000P40CD; Serial: 1220
Measurement SW: DASY52, Version 52.10 (3); SEMCAD X Version 14.6.13 (7474)

Test Date: 2020-07-29; Ambient Temp: 22.4; Tissue Temp: 22.3

0.5 cm space from Body, Left, Bluetooth 1Mbps Ch. 39, Ant Internal

Area Scan (11x19x1): Measurement grid: dx=12mm, dy=12mm
Zoom Scan (7x7x7)/Cube 0: Measurement grid: dx=5mm, dy=5mm, dz=5mm
Power Drift = 0.12 dB
Peak SAR (extrapolated) = 0.280 W/kg
SAR(1 g) = 0.122 W/kg; SAR(10 g) = 0.050 W/kg

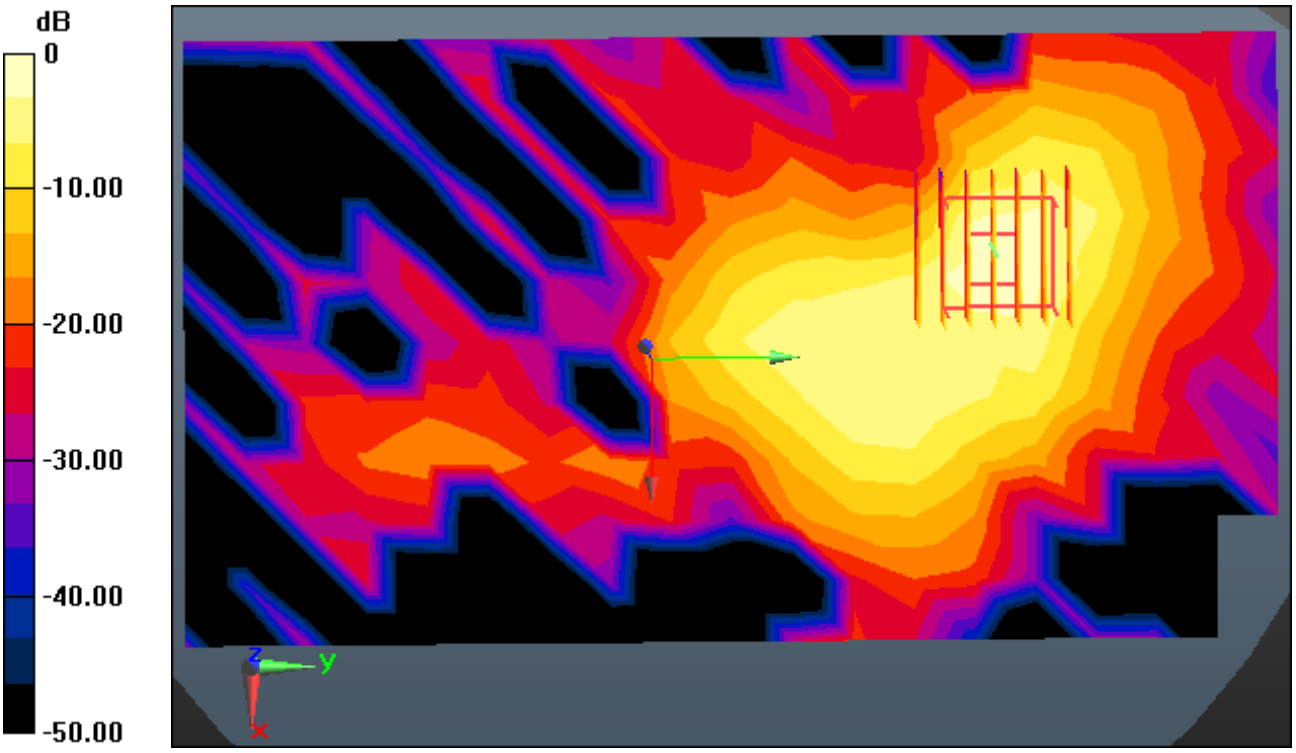

0 dB = 0.195 W/kg