

System Check_H2450_10dBm

DUT: Dipole 2450 MHz

Communication System: CW; Frequency: 2450 MHz; Duty Cycle: 1:1

Medium: H2450 Medium parameters used: $f = 2450$ MHz; $\sigma = 1.82$ mho/m; $\epsilon_r = 39.2$; $\rho = 1000$ kg/m³

DASY4 Configuration:

- Probe: ES3DV3 - SN3090; ConvF(4.57, 4.57, 4.57); Calibrated: 2022/4/6
- Sensor-Surface: 3mm (Mechanical Surface Detection)
- Electronics: DAE4 Sn662; Calibrated: 2022/3/24
- Phantom: SAM 1; Type: QD 000 P40 CB; Serial: TP/1378
- Postprocessing SW: SEMCAD, V1.8 Build 186

System check/Area Scan (51x71x1): Measurement grid: dx=15mm, dy=15mm

Maximum value of SAR (interpolated) = 0.704 mW/g

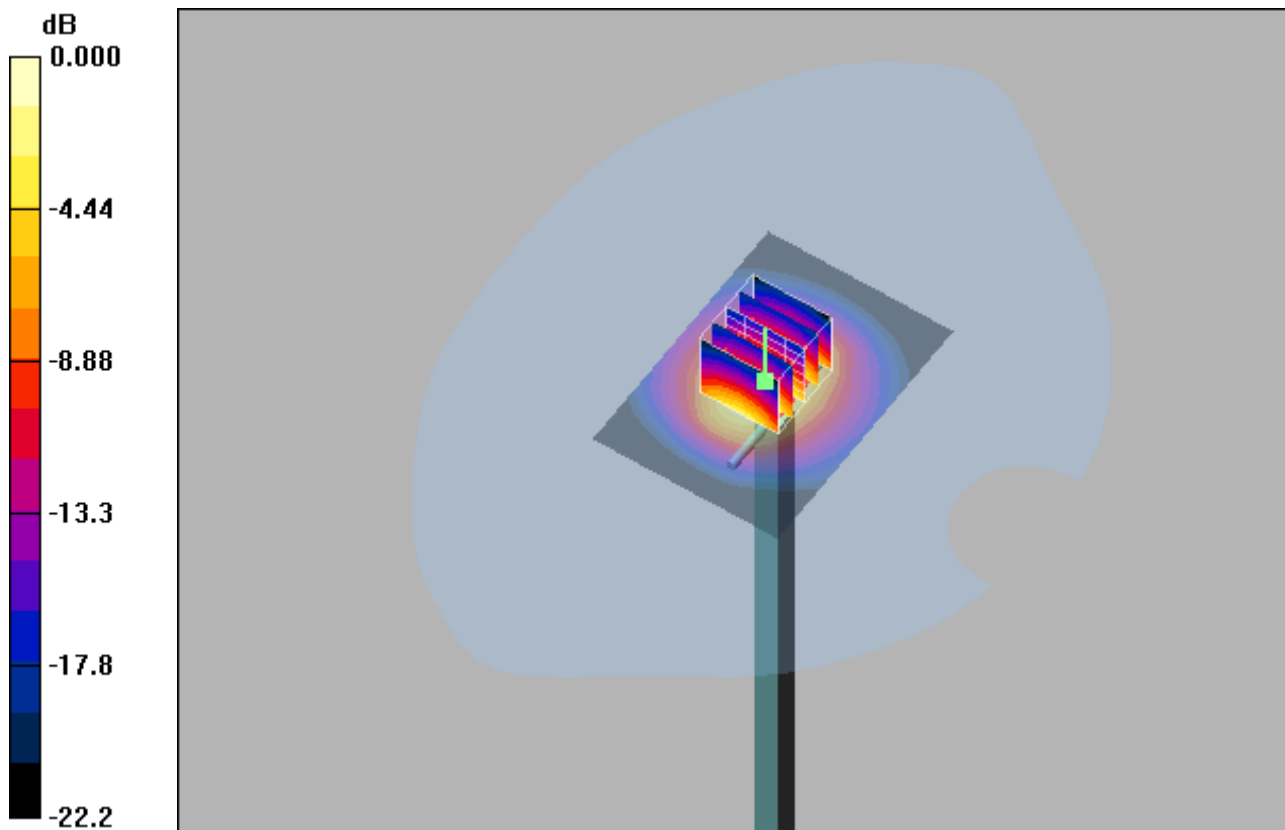
System check/Zoom Scan (5x5x7)/Cube 0: Measurement grid: dx=8mm, dy=8mm, dz=5mm

Reference Value = 18.9 V/m; Power Drift = 0.054 dB

Peak SAR (extrapolated) = 0.981 W/kg

SAR(1 g) = 0.495 mW/g; SAR(10 g) = 0.243 mW/g

Maximum value of SAR (measured) = 0.634 mW/g



0 dB = 0.634mW/g

System Check_H5250_10dBm

DUT: Dipole 5G Hz

Communication System: CW; Frequency: 5250 MHz; Duty Cycle: 1:1

Medium: H5250 Medium parameters used: $f = 5250$ MHz; $\sigma = 4.83$ mho/m; $\epsilon_r = 36.1$; $\rho = 1000$ kg/m³

DASY4 Configuration:

- Probe: EX3DV4 - SN3818; ConvF(5.55, 5.55, 5.55); Calibrated: 2022/8/6
- Sensor-Surface: 3mm (Mechanical Surface Detection)
- Electronics: DAE4 Sn662; Calibrated: 2022/3/24
- Phantom: SAM 1; Type: QD 000 P40 CB; Serial: TP/1378
- Postprocessing SW: SEMCAD, V1.8 Build 186

System check/Area Scan (51x71x1): Measurement grid: dx=15mm, dy=15mm

Maximum value of SAR (interpolated) = 0.903 mW/g


System check/Zoom Scan (5x5x7)/Cube 0: Measurement grid: dx=8mm, dy=8mm, dz=5mm

Reference Value = 13.5 V/m; Power Drift = -0.110 dB

Peak SAR (extrapolated) = 4.04 W/kg

SAR(1 g) = 0.736 mW/g; SAR(10 g) = 0.239 mW/g

Maximum value of SAR (measured) = 0.941 mW/g



0 dB = 0.941mW/g

System Check_H5600_10dBm

DUT: Dipole 5G Hz

Communication System: CW; Frequency: 5600 MHz; Duty Cycle: 1:1

Medium: H5600 Medium parameters used: $f = 5600$ MHz; $\sigma = 5.17$ mho/m; $\epsilon_r = 35$; $\rho = 1000$ kg/m³

DASY4 Configuration:

- Probe: EX3DV4 - SN3818; ConvF(4.82, 4.82, 4.82); Calibrated: 2022/8/6
- Sensor-Surface: 3mm (Mechanical Surface Detection)
- Electronics: DAE4 Sn662; Calibrated: 2022/3/24
- Phantom: SAM 1; Type: QD 000 P40 CB; Serial: TP/1378
- Postprocessing SW: SEMCAD, V1.8 Build 186

System check/Area Scan (51x71x1): Measurement grid: dx=15mm, dy=15mm

Maximum value of SAR (interpolated) = 0.920 mW/g


System check/Zoom Scan (5x5x7)/Cube 0: Measurement grid: dx=8mm, dy=8mm, dz=5mm

Reference Value = 13.3 V/m; Power Drift = -0.110 dB

Peak SAR (extrapolated) = 4.92 W/kg

SAR(1 g) = 0.774 mW/g; SAR(10 g) = 0.244 mW/g

Maximum value of SAR (measured) = 0.952 mW/g



0 dB = 0.952mW/g

System Check_H5800_10dBm

DUT: Dipole 5G Hz

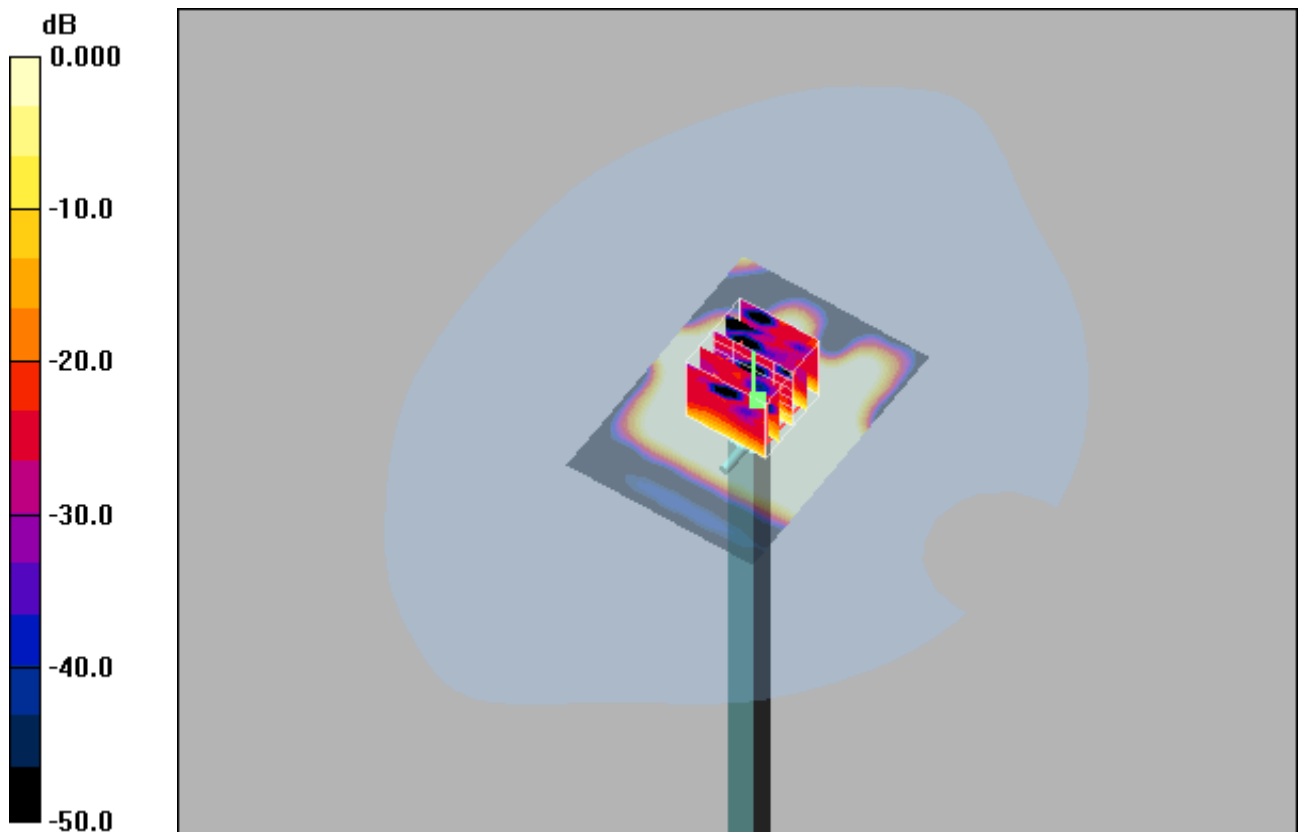
Communication System: CW-New; Frequency: 5800 MHz; Duty Cycle: 1:1
 Medium: H5800 Medium parameters used: $f = 5800$ MHz; $\sigma = 5.38$ mho/m; $\epsilon_r = 34.8$; $\rho = 1000$ kg/m³

DASY4 Configuration:

- Probe: EX3DV4 - SN3818; ConvF(4.92, 4.92, 4.92); Calibrated: 2022/8/6
- Sensor-Surface: 3mm (Mechanical Surface Detection)
- Electronics: DAE4 Sn662; Calibrated: 2022/3/24
- Phantom: SAM 1; Type: QD 000 P40 CB; Serial: TP/1378
- Postprocessing SW: SEMCAD, V1.8 Build 186

System check/Area Scan (51x71x1): Measurement grid: dx=15mm, dy=15mm
 Maximum value of Total (interpolated) = 12.5 V/m

System check/Zoom Scan (5x5x7)/Cube 0: Measurement grid: dx=8mm, dy=8mm, dz=5mm
 Reference Value = 12.6 V/m; Power Drift = -0.066 dB
 Peak SAR (extrapolated) = 5.14 W/kg
SAR(1 g) = 0.765 mW/g; SAR(10 g) = 0.238 mW/g
 Maximum value of SAR (measured) = 0.904 mW/g



0 dB = 0.904V/m