

## Appendix A: SAR System performance Check Plots

Measurement	Liquid	Frequency	Test Date
System Check	Head	750	2020-02-19
System Check	Body	750	2020-02-19
System Check	Head	835	2020-02-20
System Check	Body	835	2020-02-20
System Check	Head	1800	2020-02-21
System Check	Body	1800	2020-02-21
System Check	Head	1900	2020-02-22
System Check	Body	1900	2020-02-22
System Check	Head	2450	2020-02-24
System Check	Body	2450	2020-02-24
System Check	Head	2600	2020-02-25
System Check	Body	2600	2020-02-25
System Check	Head	5200	2020-02-26
System Check	Body	5200	2020-02-26
System Check	Head	5800	2020-02-27
System Check	Body	5800	2020-02-27

## System Performance Check (Head, 750MHz)

Type: Phone measurement

Area scan resolution: dx=8mm,dy=8mm

Zoom scan resolution: dx=8mm, dy=8mm, dz=5mm

Date of measurement: 02/19/2020

Measurement duration: 22 minutes 03 seconds

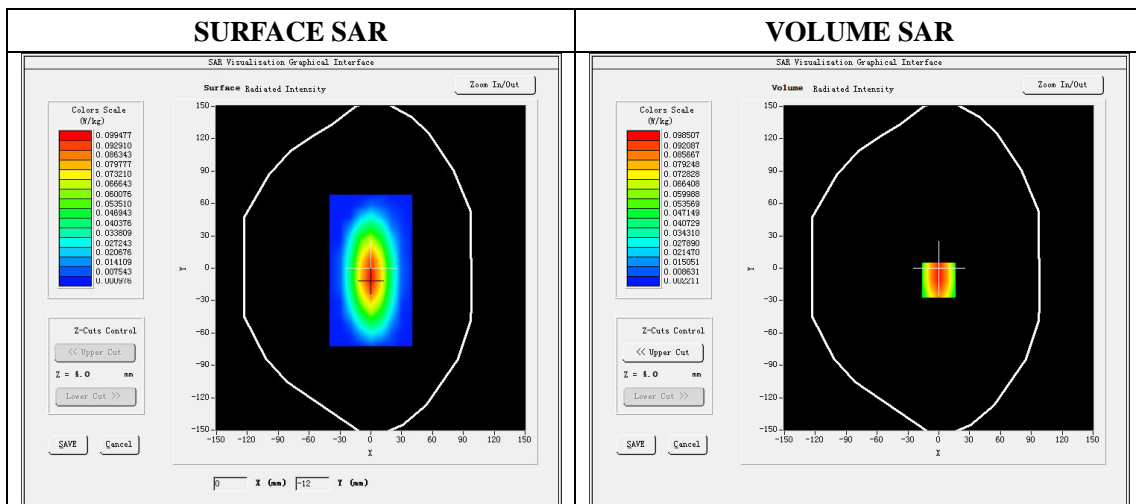
### A. Experimental conditions.

<b>Phantom File</b>	dx=8mm dy=8mm
<b>Phantom</b>	5x5x7,dx=8mm dy=8mm dz=5mm
<b>Device Position</b>	Dipole
<b>Band</b>	750MHz
<b>Channels</b>	
<b>Signal</b>	CW

### B. SAR Measurement Results

#### Band SAR

<b>E-Field Probe</b>	SATIMO SN_27/15_EPG0261
<b>Frequency (MHz)</b>	750
<b>Relative permittivity (real part)</b>	41.88
<b>Relative permittivity</b>	22.56
<b>Conductivity (S/m)</b>	0.94
<b>Power drift (%)</b>	-0.35
<b>Ambient Temperature:</b>	22.2°C
<b>Liquid Temperature:</b>	22.6°C
<b>ConvF:</b>	1.87
<b>Crest factor:</b>	1:1

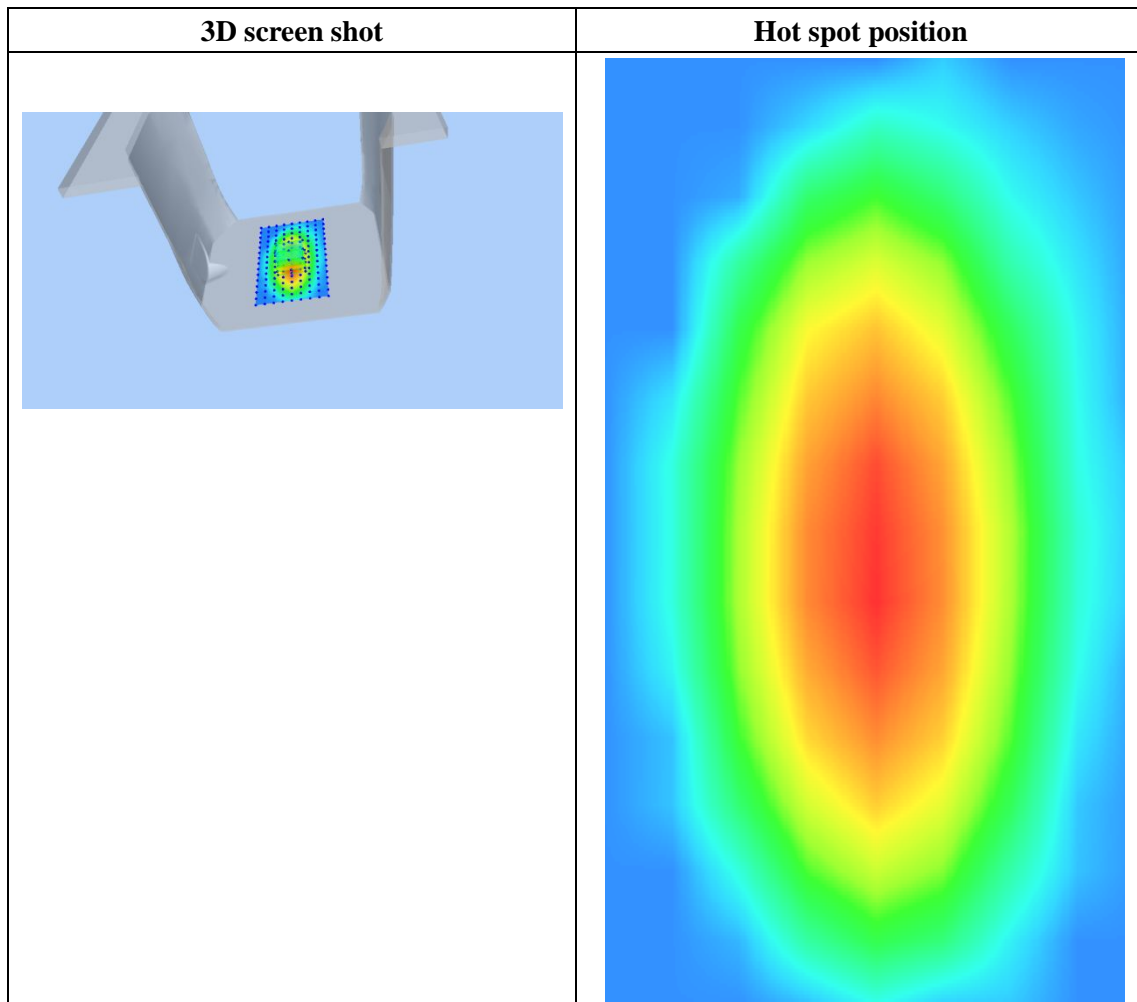
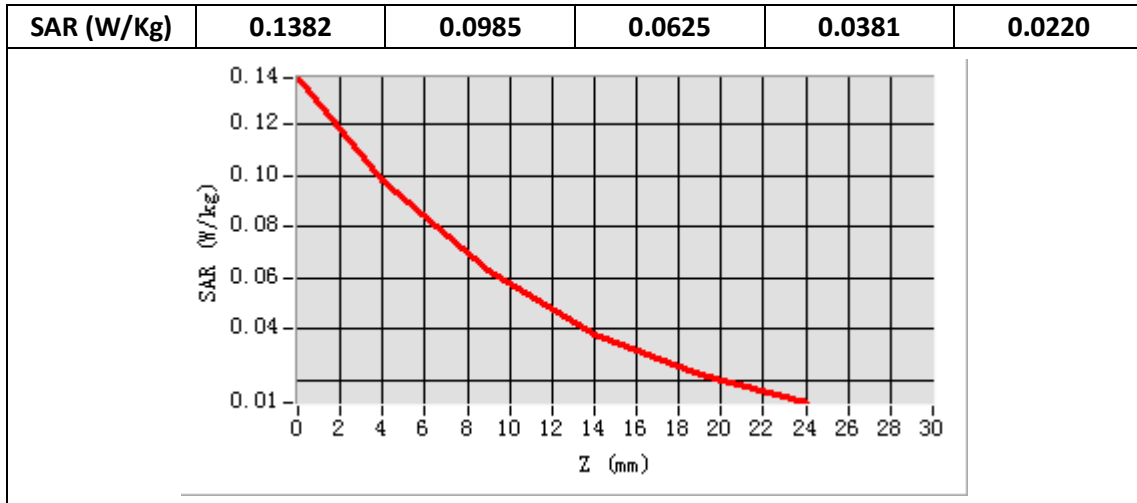


**Maximum location: X=0.00, Y=-11.00**

**SAR Peak: 0.14 W/kg**

<b>SAR 10g (W/Kg)</b>	0.055651
<b>SAR 1g (W/Kg)</b>	0.093661

<b>Z (mm)</b>	<b>0.00</b>	<b>4.00</b>	<b>9.00</b>	<b>14.00</b>	<b>19.00</b>
---------------	-------------	-------------	-------------	--------------	--------------



### System Performance Check (Body, 750MHz)

Type: Phone measurement  
 Area scan resolution: dx=8mm,dy=8mm  
 Zoom scan resolution: dx=8mm, dy=8mm, dz=5mm  
 Date of measurement: 02/19/2020  
 Measurement duration: 22 minutes 01 seconds

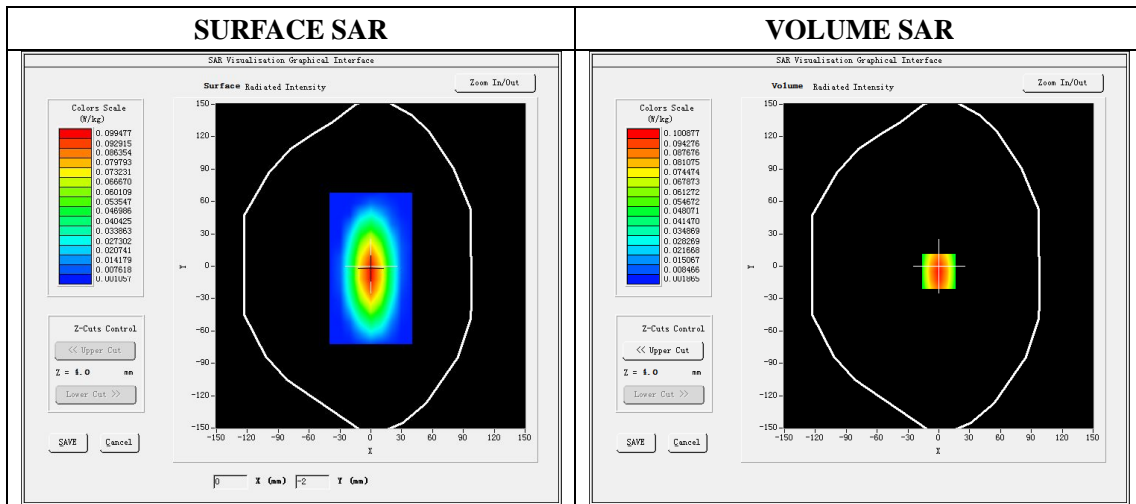
**A. Experimental conditions.**

<b>Phantom File</b>	dx=8mm dy=8mm
<b>Phantom</b>	5x5x7,dx=8mm dy=8mm dz=5mm
<b>Device Position</b>	Dipole
<b>Band</b>	750MHz
<b>Channels</b>	
<b>Signal</b>	CW

**B. SAR Measurement Results**

**Band SAR**

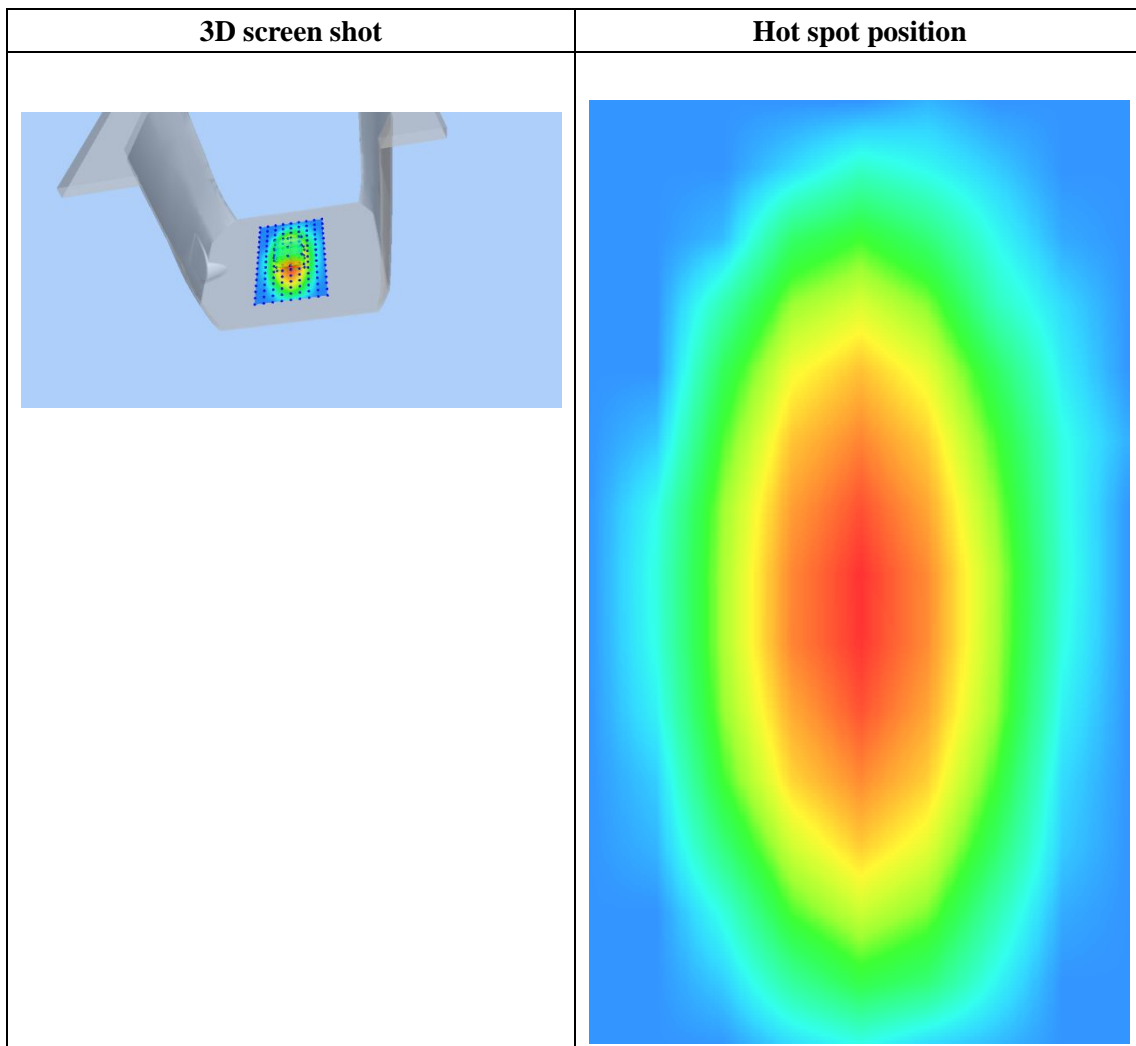
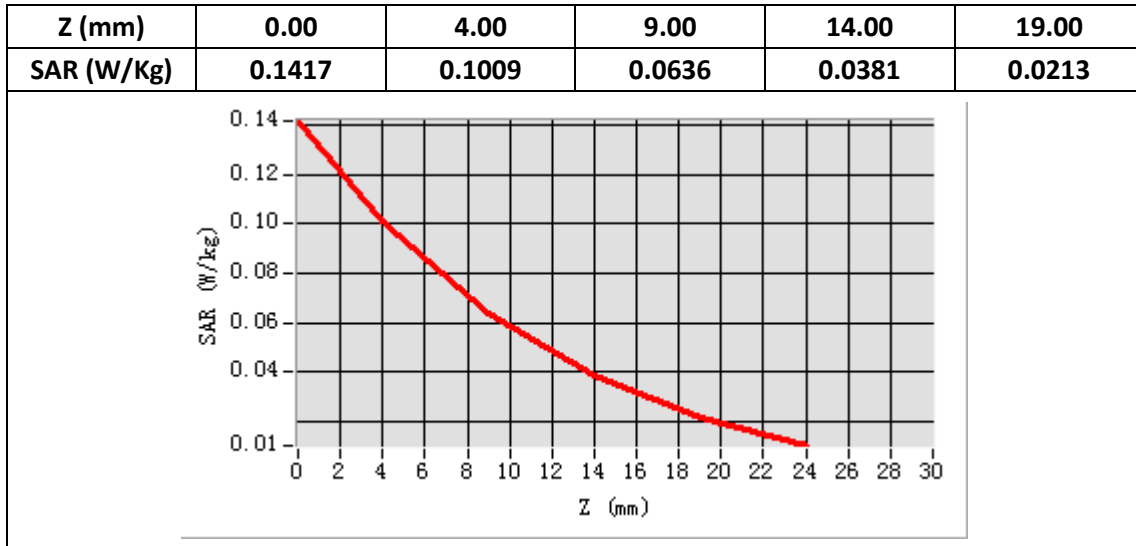
<b>E-Field Probe</b>	SATIMO SN_27/15_EPG0261
<b>Frequency (MHz)</b>	750
<b>Relative permittivity (real part)</b>	55.61
<b>Relative permittivity</b>	23.04
<b>Conductivity (S/m)</b>	0.96
<b>Power drift (%)</b>	-1.16
<b>Ambient Temperature:</b>	22.2°C
<b>Liquid Temperature:</b>	22.6°C
<b>ConvF:</b>	1.93
<b>Crest factor:</b>	1:1



**Maximum location: X=0.00, Y=-5.00**

**SAR Peak: 0.14 W/kg**

<b>SAR 10g (W/Kg)</b>	0.055479
<b>SAR 1g (W/Kg)</b>	0.094951



**System Performance Check (Head, 835MHz)**

Type: Phone measurement  
 Area scan resolution: dx=8mm,dy=8mm  
 Zoom scan resolution: dx=8mm, dy=8mm, dz=5mm  
 Date of measurement: 02/20/2020  
 Measurement duration: 22 minutes 09 seconds

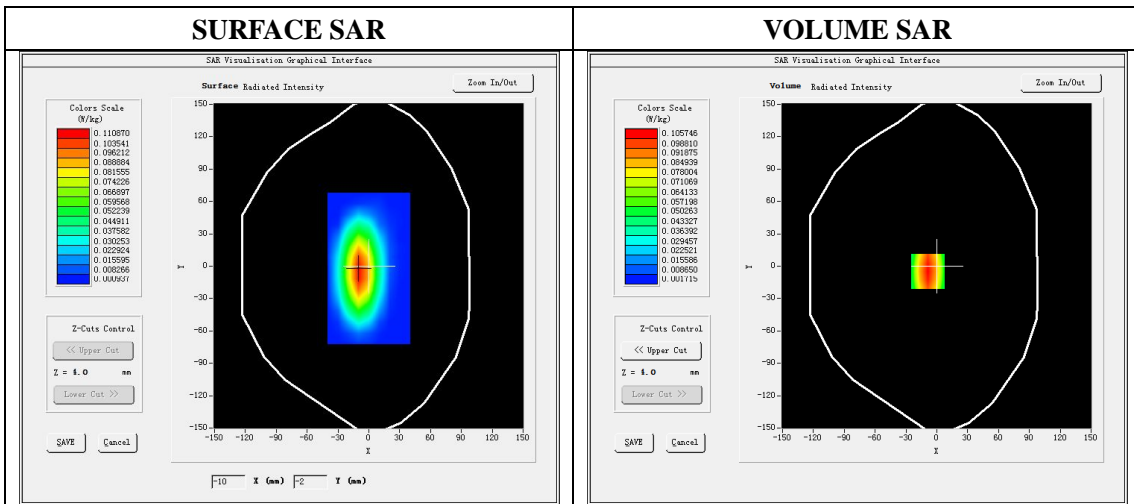
**A. Experimental conditions.**

<b>Phantom File</b>	dx=8mm dy=8mm
<b>Phantom</b>	5x5x7,dx=8mm dy=8mm dz=5mm
<b>Device Position</b>	Dipole
<b>Band</b>	835MHz
<b>Channels</b>	
<b>Signal</b>	CW

**B. SAR Measurement Results**

Band SAR

<b>E-Field Probe</b>	SATIMO SN_27/15_EPG0261
<b>Frequency (MHz)</b>	835
<b>Relative permittivity (real part)</b>	41.56
<b>Relative permittivity</b>	20.91
<b>Conductivity (S/m)</b>	0.97
<b>Power drift (%)</b>	-1.93
<b>Ambient Temperature:</b>	22.2°C
<b>Liquid Temperature:</b>	22.6°C
<b>ConvF:</b>	1.92
<b>Crest factor:</b>	1:1

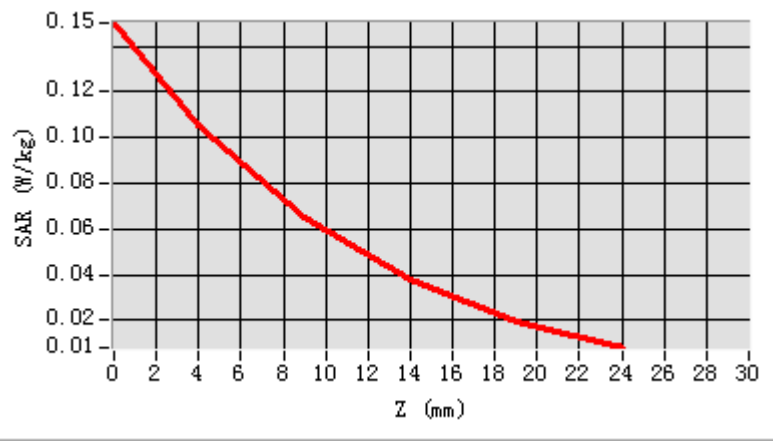


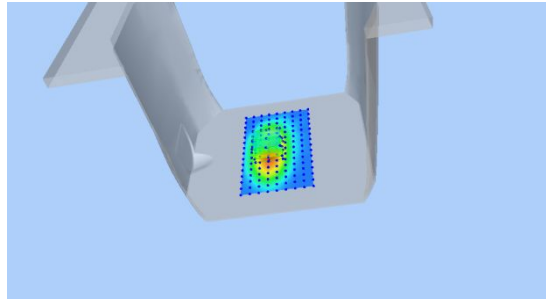
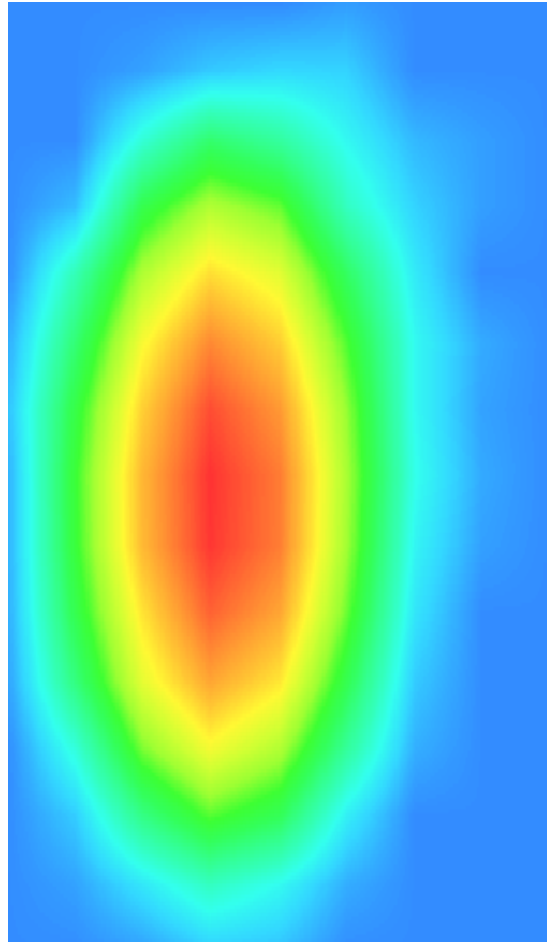
**Maximum location: X=-9.00, Y=-5.00**

**SAR Peak: 0.15 W/kg**

<b>SAR 10g (W/Kg)</b>	0.056355
<b>SAR 1g (W/Kg)</b>	0.099016

<b>Z (mm)</b>	<b>0.00</b>	<b>4.00</b>	<b>9.00</b>	<b>14.00</b>	<b>19.00</b>
<b>SAR (W/Kg)</b>	<b>0.1502</b>	<b>0.1057</b>	<b>0.0652</b>	<b>0.0376</b>	<b>0.0196</b>



3D screen shot	Hot spot position
	

**System Performance Check (Body, 835MHz)**

Type: Phone measurement  
 Area scan resolution: dx=8mm,dy=8mm  
 Zoom scan resolution: dx=8mm, dy=8mm, dz=5mm  
 Date of measurement: 02/20/2020  
 Measurement duration: 22 minutes 02 seconds

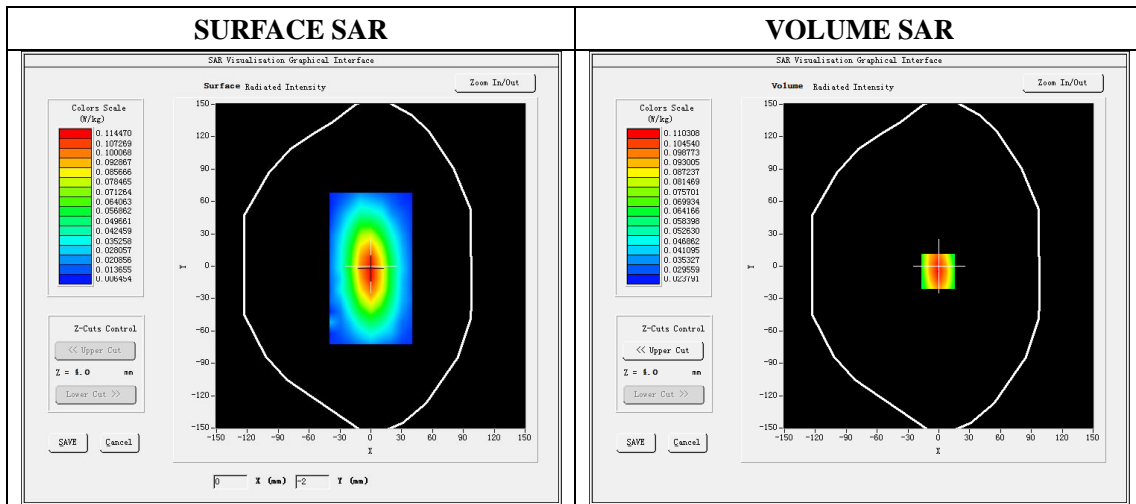
**A. Experimental conditions.**

<b>Phantom File</b>	dx=8mm dy=8mm
<b>Phantom</b>	5x5x7,dx=8mm dy=8mm dz=5mm
<b>Device Position</b>	Dipole
<b>Band</b>	835MHz
<b>Channels</b>	
<b>Signal</b>	CW

**B. SAR Measurement Results**

**Band SAR**

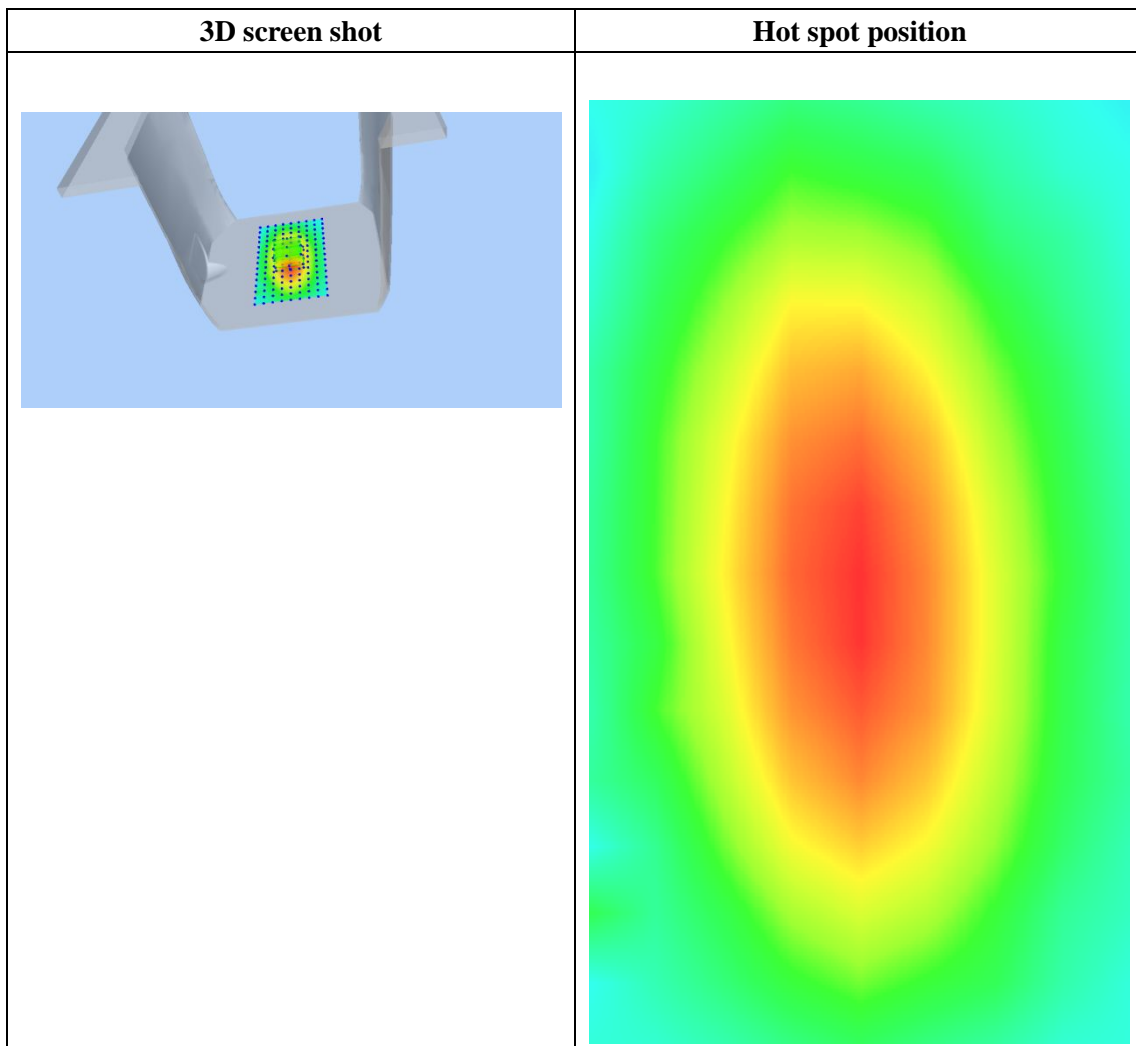
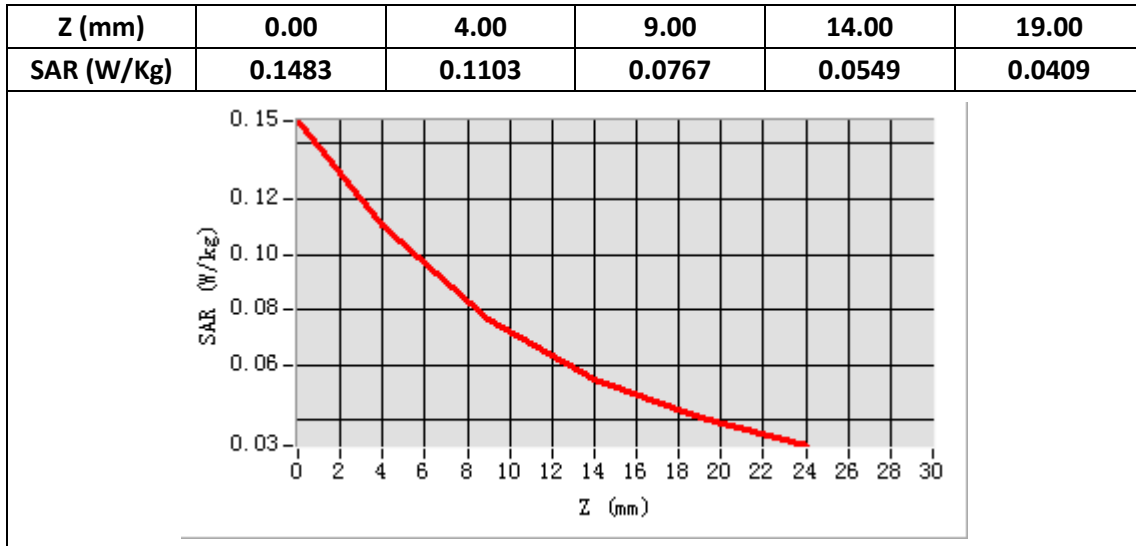
<b>E-Field Probe</b>	SATIMO SN_27/15_EPG0261
<b>Frequency (MHz)</b>	835
<b>Relative permittivity (real part)</b>	55.30
<b>Relative permittivity</b>	21.34
<b>Conductivity (S/m)</b>	0.99
<b>Power drift (%)</b>	-2.69
<b>Ambient Temperature:</b>	22.2°C
<b>Liquid Temperature:</b>	22.6°C
<b>ConvF:</b>	1.99
<b>Crest factor:</b>	1:1



**Maximum location: X=-1.00, Y=-5.00**  
**SAR Peak: 0.15 W/kg**

<b>SAR 10g (W/Kg)</b>	0.071769
<b>SAR 1g (W/Kg)</b>	0.106869





### System Performance Check (Head, 1800MHz)

Area scan resolution: dx=8mm,dy=8mm  
 Zoom scan resolution: dx=8mm, dy=8mm, dz=5mm  
 Date of measurement: 02/21/2020  
 Measurement duration: 22 minutes 07 seconds

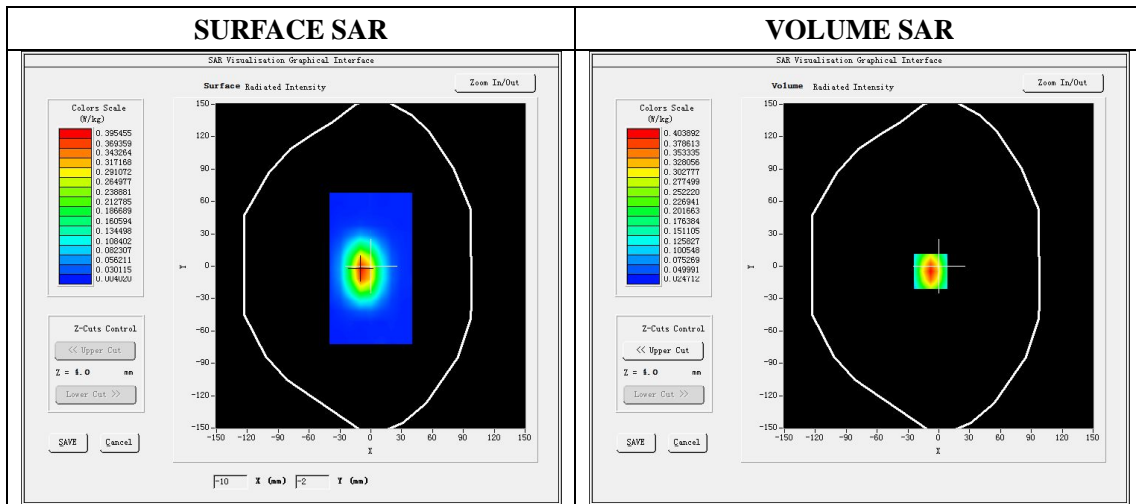
**A. Experimental conditions.**

<b>Phantom File</b>	dx=8mm dy=8mm
<b>Phantom</b>	5x5x7,dx=8mm dy=8mm dz=5mm
<b>Device Position</b>	Dipole
<b>Band</b>	1800MHz
<b>Channels</b>	
<b>Signal</b>	CW

**B. SAR Measurement Results**

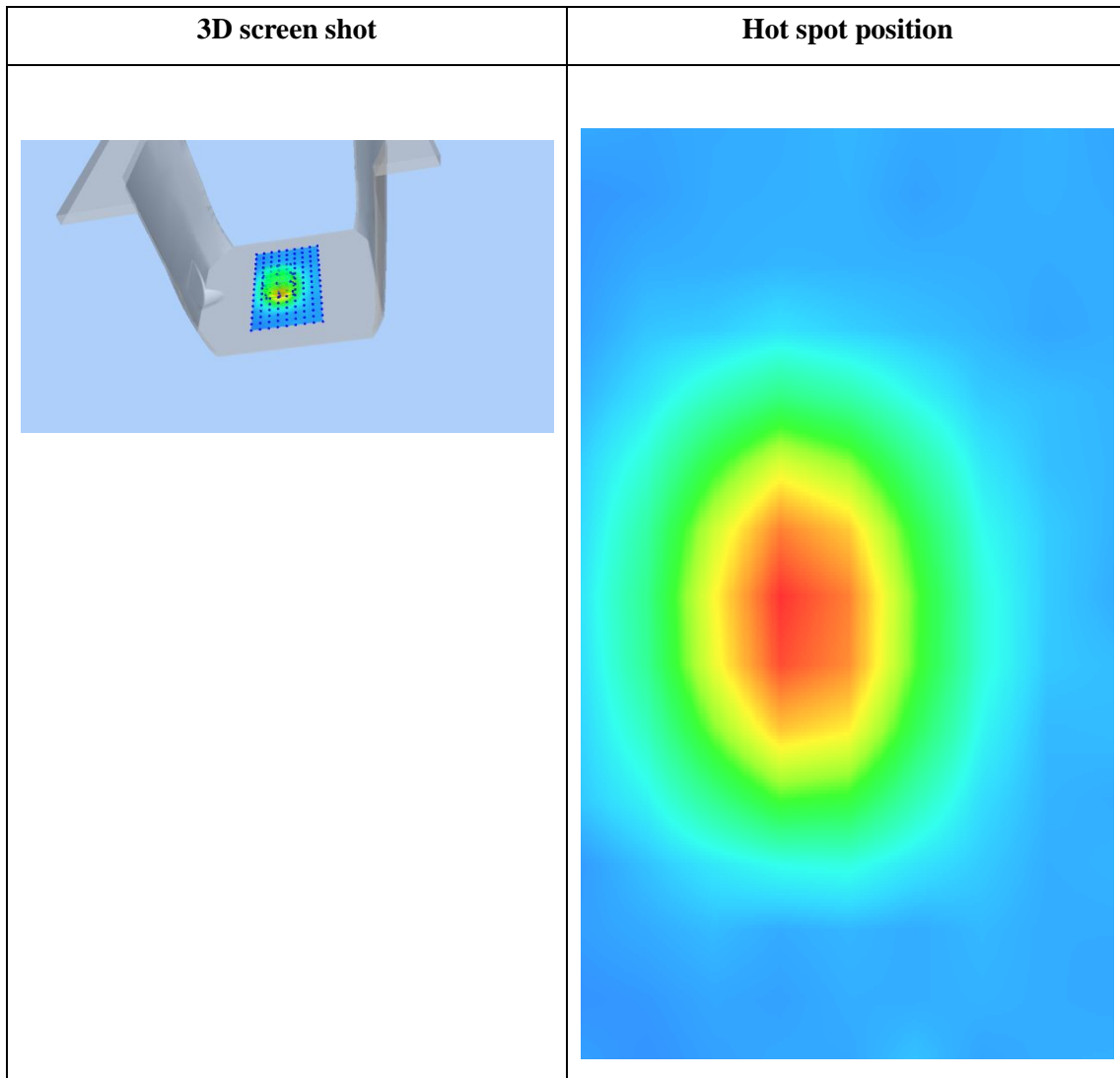
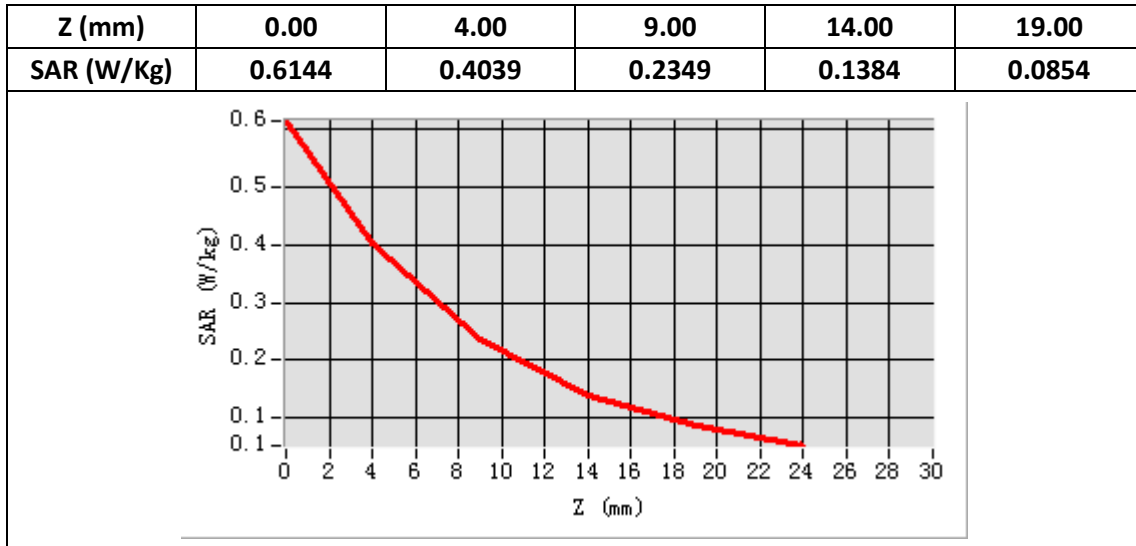
Band SAR

<b>E-Field Probe</b>	SATIMO SN_27/15_EPG0261
<b>Frequency (MHz)</b>	1800
<b>Relative permittivity (real part)</b>	40.42
<b>Relative permittivity</b>	13.80
<b>Conductivity (S/m)</b>	1.38
<b>Power Drift (%)</b>	-1.95
<b>Ambient Temperature:</b>	22.1°C
<b>Liquid Temperature:</b>	22.6°C
<b>ConvF:</b>	2.14
<b>Duty factor:</b>	1:1



**Maximum location: X=-8.00, Y=-5.00**  
**SAR Peak: 0.61 W/kg**

<b>SAR 10g (W/Kg)</b>	0.204249
<b>SAR 1g (W/Kg)</b>	0.378897



### System Performance Check (Body, 1800MHz)

Type: Validation measurement

Area scan resolution: dx=8mm,dy=8mm  
 Zoom scan resolution: dx=8mm, dy=8mm, dz=5mm  
 Date of measurement: 02/21/2020  
 Measurement duration: 22 minutes 04 seconds

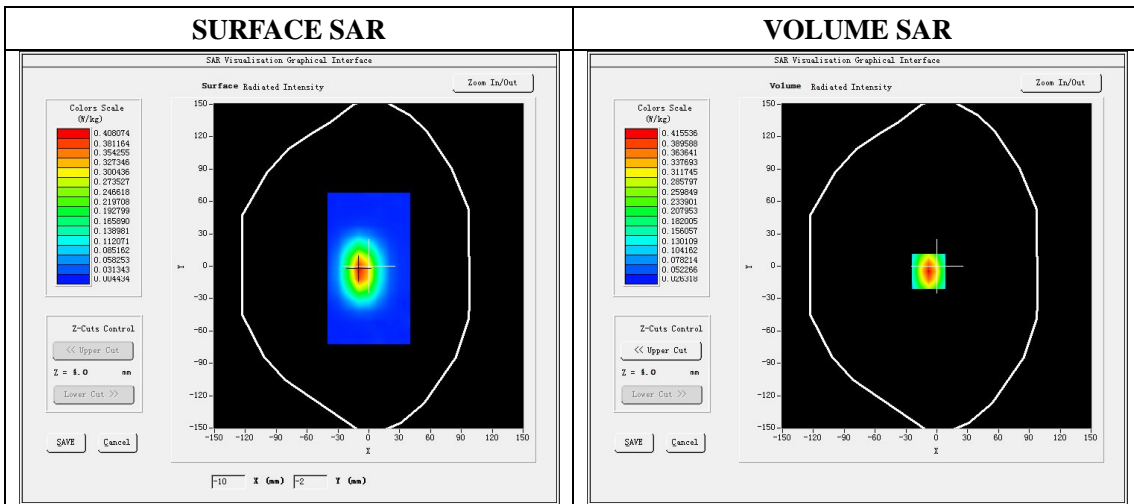
**A. Experimental conditions.**

<b>Phantom File</b>	dx=8mm dy=8mm
<b>Phantom</b>	5x5x7,dx=8mm dy=8mm dz=5mm
<b>Device Position</b>	Dipole
<b>Band</b>	1800MHz
<b>Channels</b>	
<b>Signal</b>	CW

**B. SAR Measurement Results**

Band SAR

<b>E-Field Probe</b>	SATIMO SN_27/15_EPG0261
<b>Frequency (MHz)</b>	1800
<b>Relative permittivity (real part)</b>	53.37
<b>Relative permittivity</b>	15.00
<b>Conductivity (S/m)</b>	1.50
<b>Power Drift (%)</b>	-1.73
<b>Ambient Temperature:</b>	22.1°C
<b>Liquid Temperature:</b>	22.6°C
<b>ConvF:</b>	2.22
<b>Duty factor:</b>	1:1

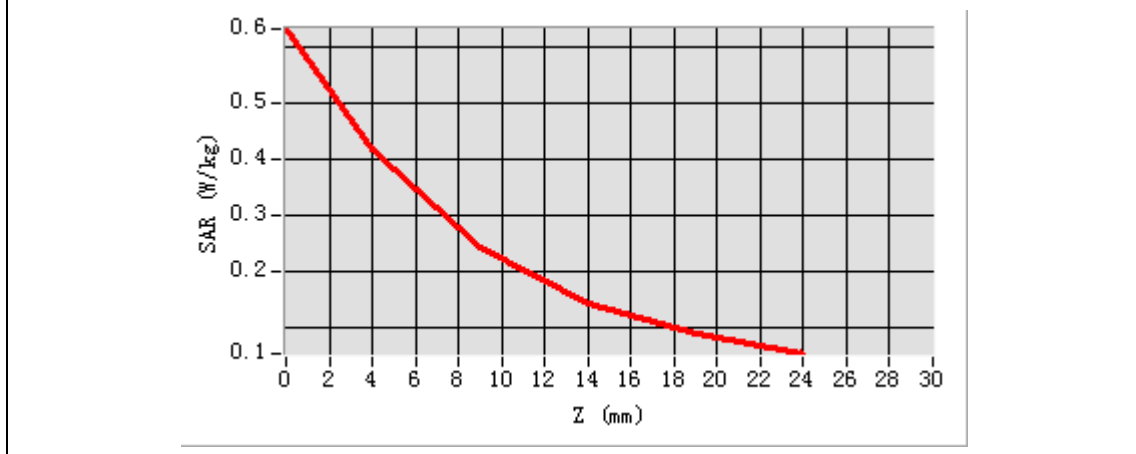


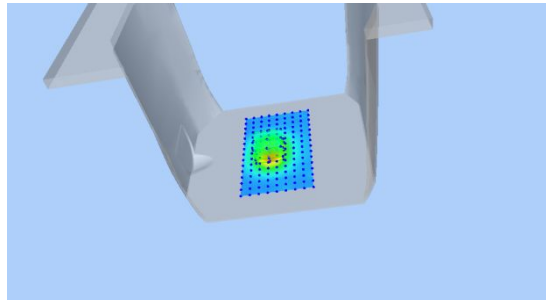
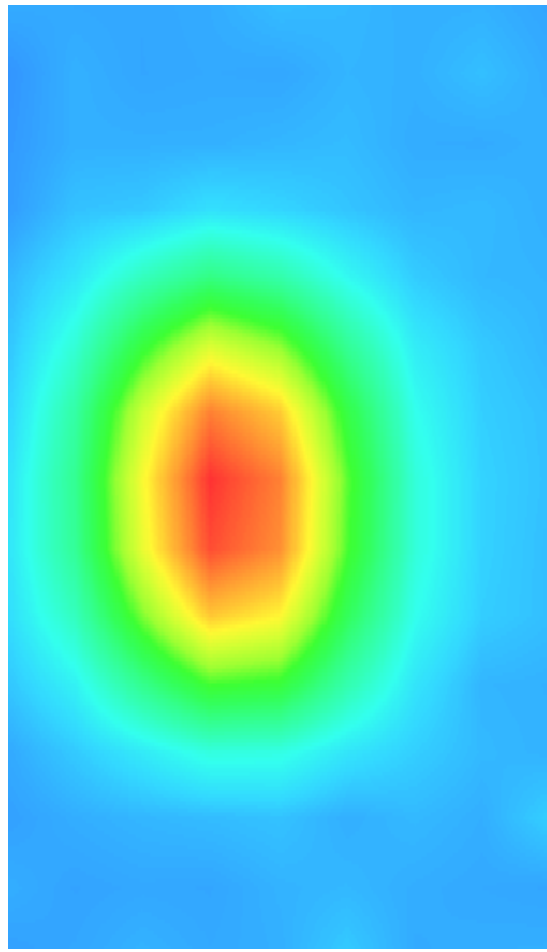
**Maximum location: X=-8.00, Y=-5.00**

**SAR Peak: 0.63 W/kg**

<b>SAR 10g (W/Kg)</b>	0.208553
<b>SAR 1g (W/Kg)</b>	0.384199

<b>Z (mm)</b>	<b>0.00</b>	<b>4.00</b>	<b>9.00</b>	<b>14.00</b>	<b>19.00</b>
<b>SAR (W/Kg)</b>	<b>0.6305</b>	<b>0.4155</b>	<b>0.2425</b>	<b>0.1433</b>	<b>0.0885</b>



3D screen shot	Hot spot position
	

**System Performance Check (Head, 1900MHz)**

Type: Validation measurement

Area scan resolution: dx=8mm,dy=8mm  
 Zoom scan resolution: dx=8mm, dy=8mm, dz=5mm  
 Date of measurement: 02/22/2020  
 Measurement duration: 22 minutes 05 seconds

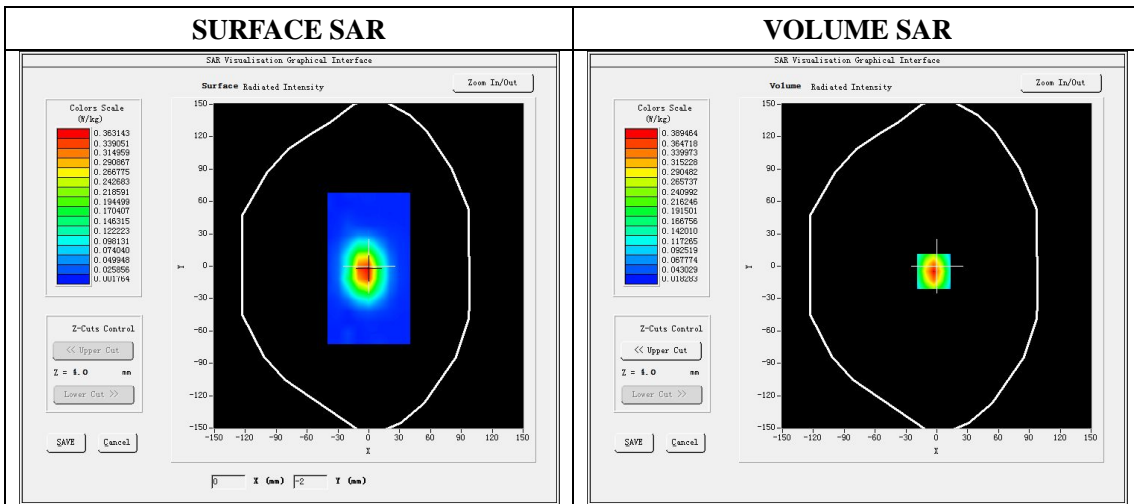
**A. Experimental conditions.**

<b>Phantom File</b>	dx=8mm dy=8mm
<b>Phantom</b>	5x5x7,dx=8mm dy=8mm dz=5mm
<b>Device Position</b>	Dipole
<b>Band</b>	1900MHz
<b>Channels</b>	
<b>Signal</b>	CW

**B. SAR Measurement Results**

Band SAR

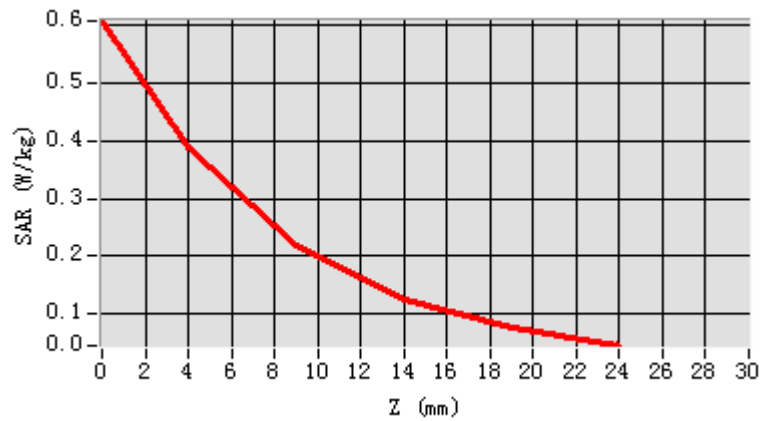
<b>E-Field Probe</b>	SATIMO SN_27/15_EPG0261
<b>Frequency (MHz)</b>	1900
<b>Relative permittivity (real part)</b>	40.33
<b>Relative permittivity</b>	13.26
<b>Conductivity (S/m)</b>	1.40
<b>Power Drift (%)</b>	-2.84
<b>Ambient Temperature:</b>	22.1°C
<b>Liquid Temperature:</b>	22.6°C
<b>ConvF:</b>	2.34
<b>Duty factor:</b>	1:1

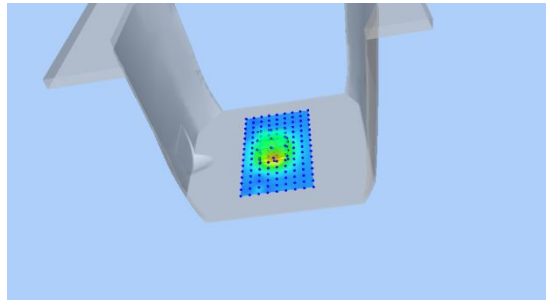
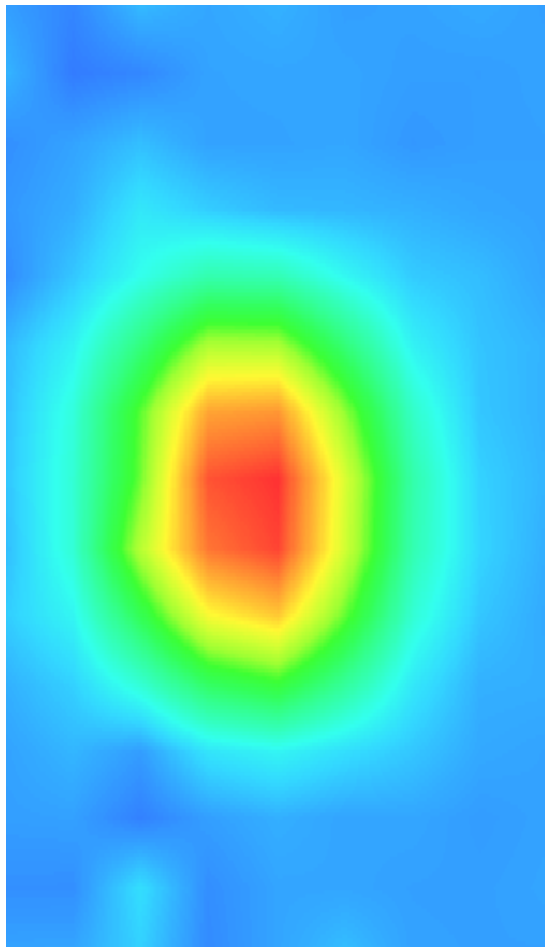


**Maximum location: X=-3.00, Y=-5.00**  
**SAR Peak: 0.61 W/kg**

<b>SAR 10g (W/Kg)</b>	0.188347
<b>SAR 1g (W/Kg)</b>	0.358809

<b>Z (mm)</b>	<b>0.00</b>	<b>4.00</b>	<b>9.00</b>	<b>14.00</b>	<b>19.00</b>
<b>SAR (W/Kg)</b>	<b>0.6085</b>	<b>0.3895</b>	<b>0.2179</b>	<b>0.1234</b>	<b>0.0738</b>



3D screen shot	Hot spot position
	

### System Performance Check (Body, 1900MHz)

Type: Validation measurement

Area scan resolution: dx=8mm,dy=8mm  
 Zoom scan resolution: dx=8mm, dy=8mm, dz=5mm  
 Date of measurement: 02/22/2020  
 Measurement duration: 22 minutes 06 seconds

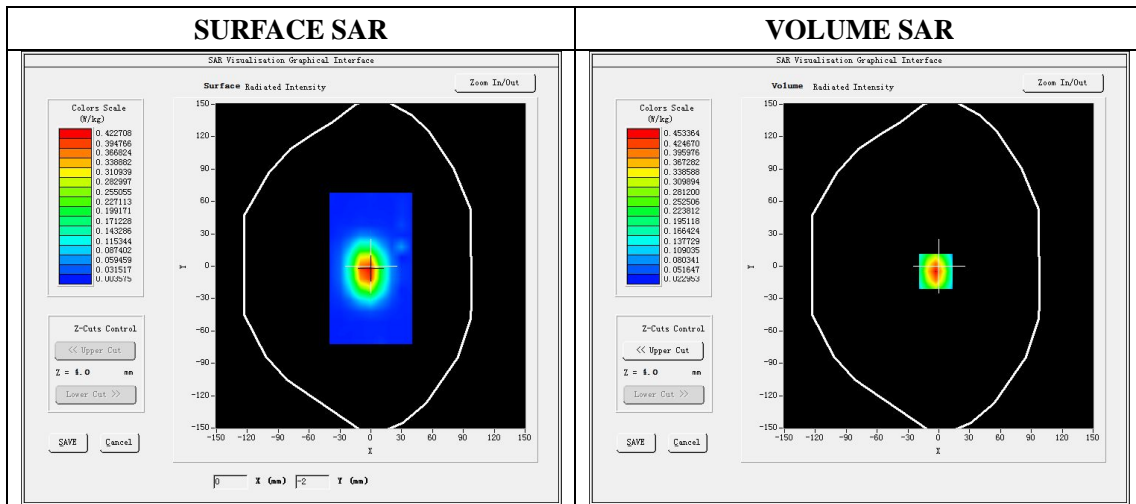
**A. Experimental conditions.**

<b>Phantom File</b>	dx=8mm dy=8mm
<b>Phantom</b>	5x5x7,dx=8mm dy=8mm dz=5mm
<b>Device Position</b>	Dipole
<b>Band</b>	1900MHz
<b>Channels</b>	
<b>Signal</b>	CW

**B. SAR Measurement Results**

Band SAR

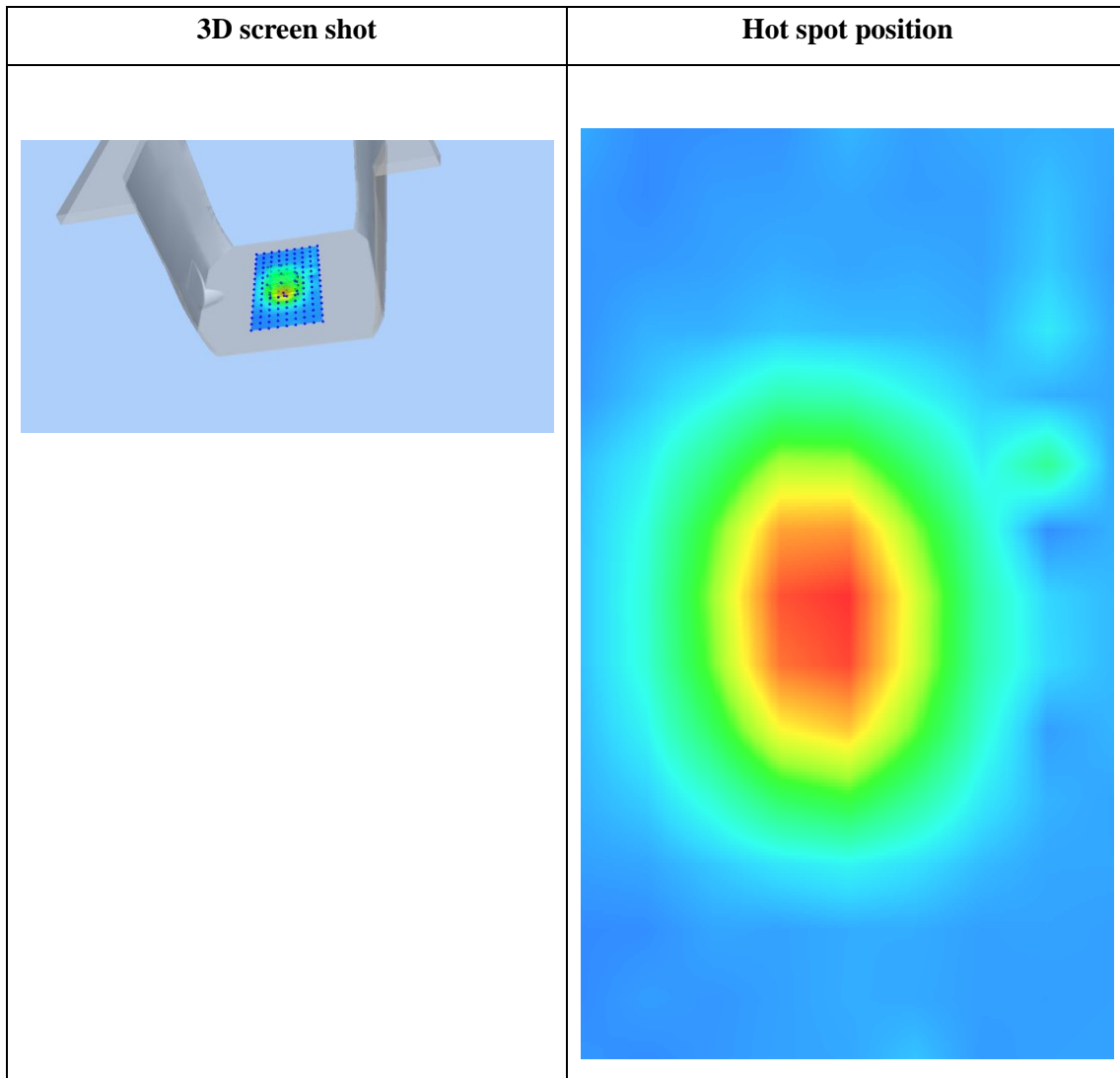
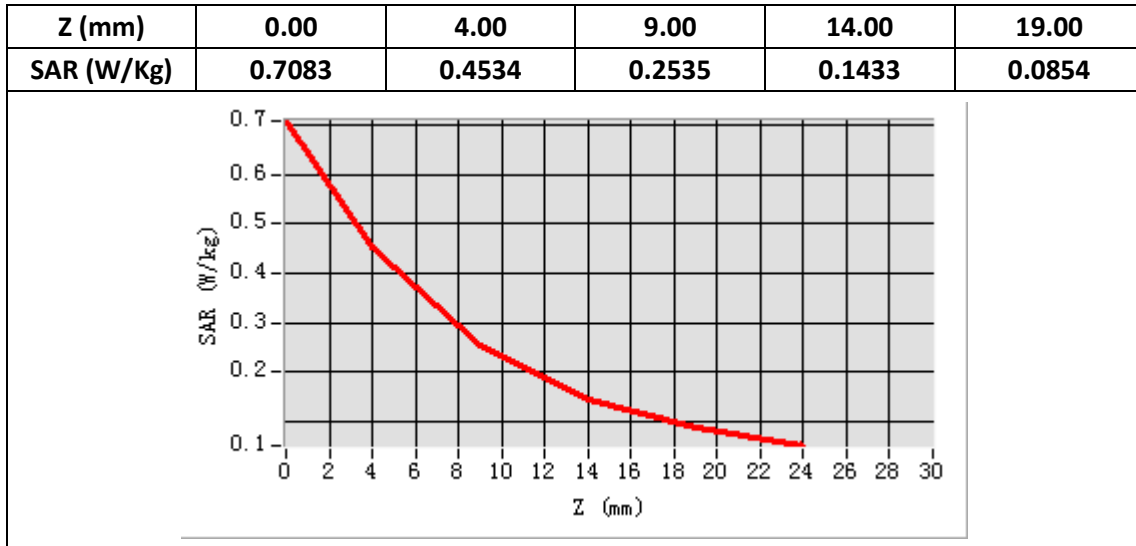
<b>E-Field Probe</b>	SATIMO SN_27/15_EPG0261
<b>Frequency (MHz)</b>	1900
<b>Relative permittivity (real part)</b>	53.29
<b>Relative permittivity</b>	14.40
<b>Conductivity (S/m)</b>	1.52
<b>Power Drift (%)</b>	-2.10
<b>Ambient Temperature:</b>	22.1°C
<b>Liquid Temperature:</b>	22.6°C
<b>ConvF:</b>	2.39
<b>Duty factor:</b>	1:1



**Maximum location: X=-3.00, Y=-5.00**  
**SAR Peak: 0.71 W/kg**

<b>SAR 10g (W/Kg)</b>	0.219116
<b>SAR 1g (W/Kg)</b>	0.417570





### System Performance Check (Head, 2450MHz)

Type: Phone measurement

Area scan resolution: dx=8mm,dy=8mm

Zoom scan resolution: dx=5mm, dy=5mm, dz=4mm

Date of measurement: 02/24/2020

Measurement duration: 22 minutes 14 seconds

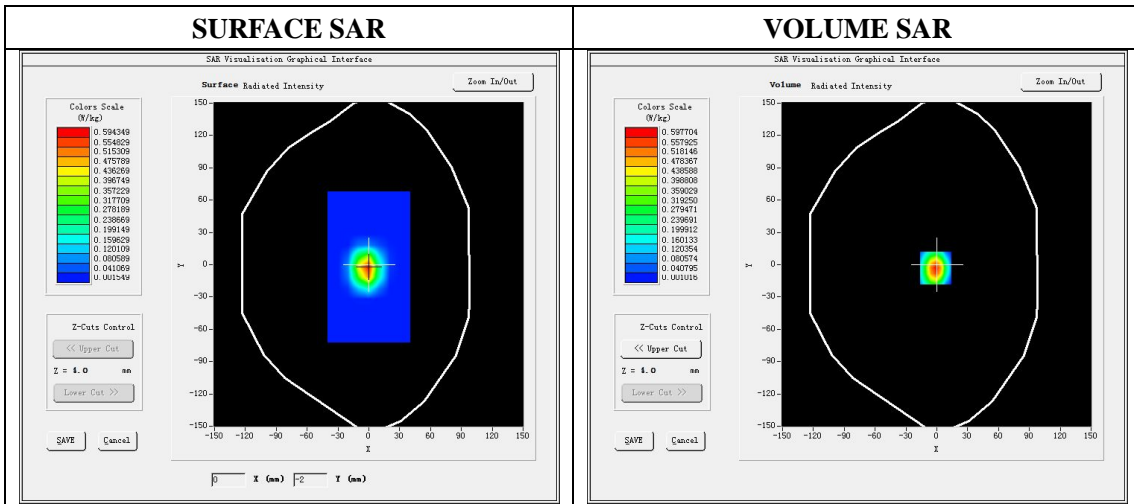
**A. Experimental conditions.**

<b>Phantom File</b>	dx=8mm dy=8mm
<b>Phantom</b>	7x7x8,dx=5mm dy=5mm dz=4mm
<b>Device Position</b>	Dipole
<b>Band</b>	2450MHz
<b>Channels</b>	
<b>Signal</b>	CW

**B. SAR Measurement Results**

Band SAR

<b>E-Field Probe</b>	SATIMO SN_27/15_EPG0261
<b>Frequency (MHz)</b>	2450
<b>Relative permittivity (real part)</b>	39.30
<b>Relative permittivity</b>	13.37
<b>Conductivity (S/m)</b>	1.82
<b>Power Drift (%)</b>	-1.36
<b>Ambient Temperature:</b>	22.1°C
<b>Liquid Temperature:</b>	22.6°C
<b>ConvF:</b>	2.37
<b>Duty factor:</b>	1:1

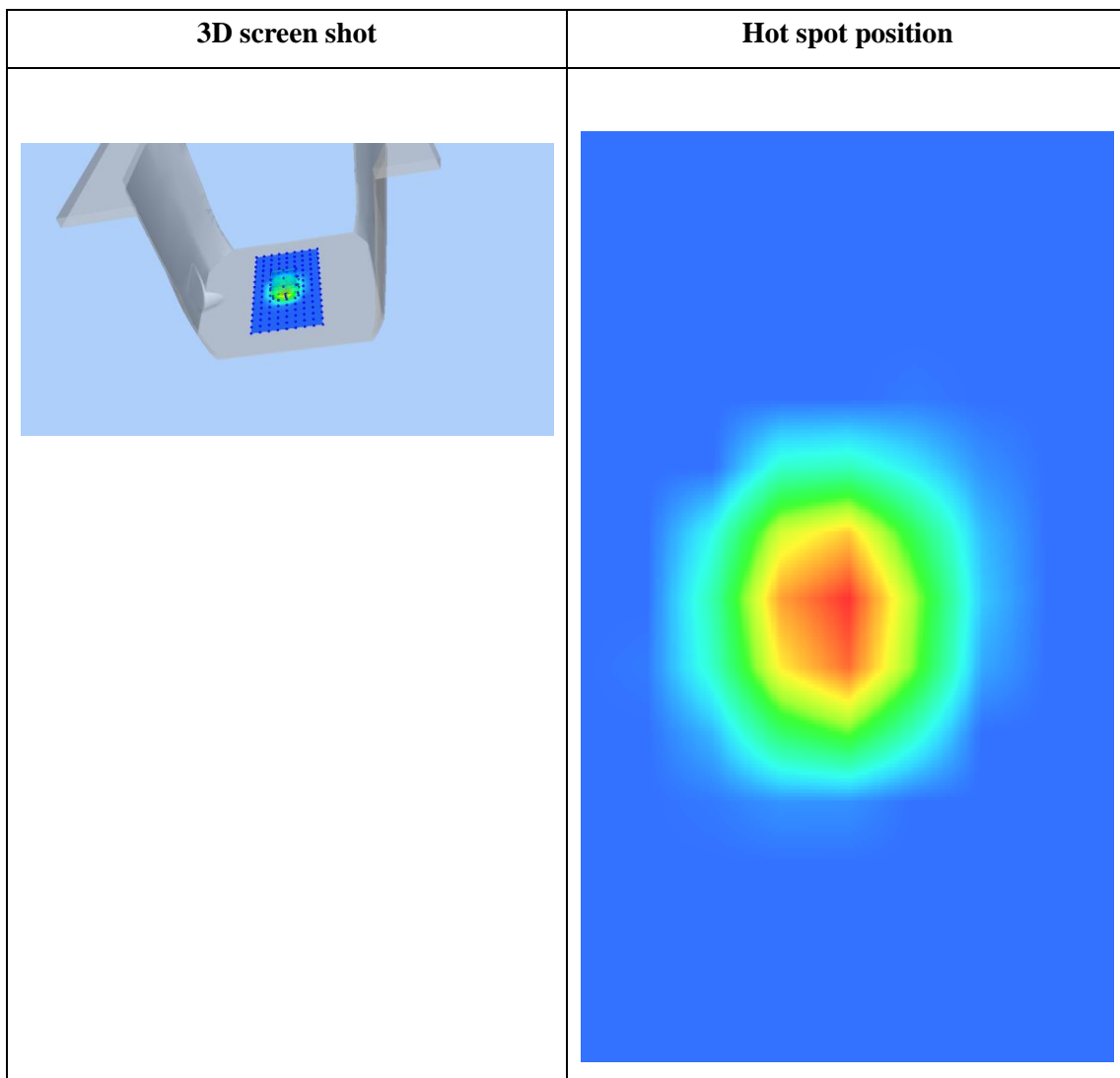
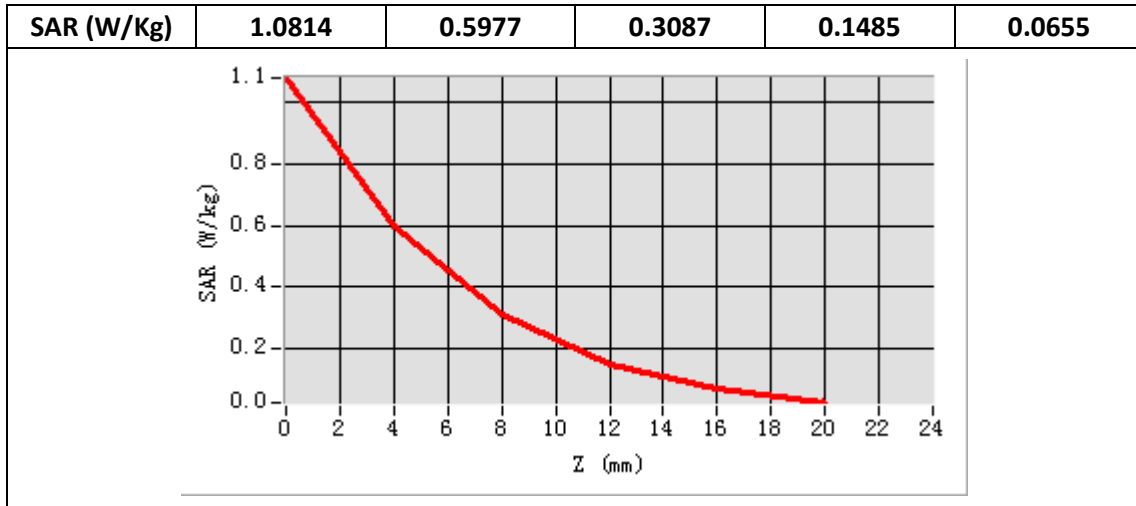


**Maximum location: X=-1.00, Y=-3.00**

**SAR Peak: 1.08 W/kg**

<b>SAR 10g (W/Kg)</b>	0.215043
<b>SAR 1g (W/Kg)</b>	0.527074

<b>Z (mm)</b>	<b>0.00</b>	<b>4.00</b>	<b>8.00</b>	<b>12.00</b>	<b>16.00</b>
---------------	-------------	-------------	-------------	--------------	--------------



### System Performance Check (Body, 2450MHz)

Type: Phone measurement

Area scan resolution: dx=8mm,dy=8mm

CCIC-SET/TRF:ISAR(2019-05-23)

Zoom scan resolution: dx=5mm, dy=5mm, dz=4mm

Date of measurement: 02/24/2020

Measurement duration: 22 minutes 12 seconds

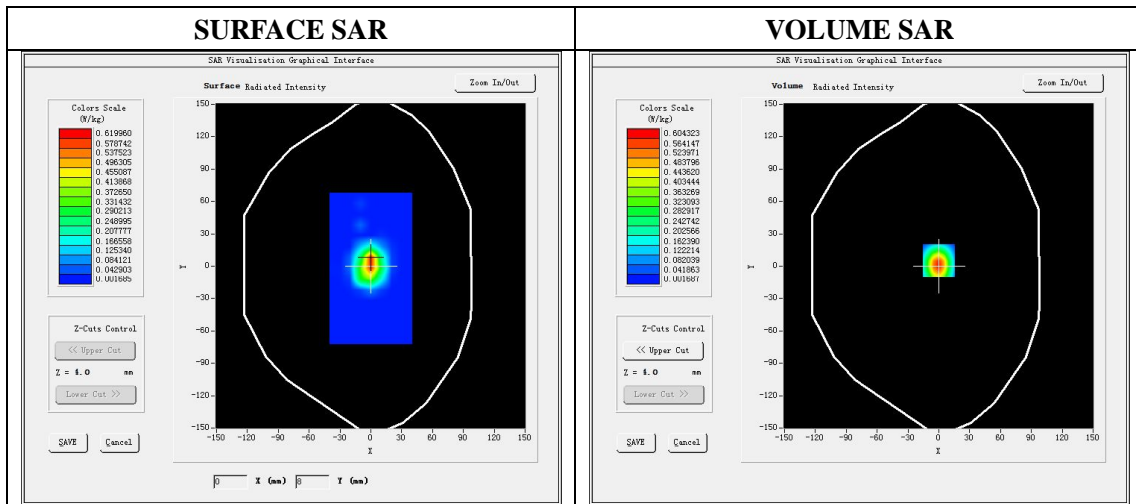
**A. Experimental conditions.**

<b>Phantom File</b>	dx=8mm dy=8mm
<b>Phantom</b>	7x7x8,dx=5mm dy=5mm dz=4mm
<b>Device Position</b>	Dipole
<b>Band</b>	2450MHz
<b>Channels</b>	
<b>Signal</b>	CW

**B. SAR Measurement Results**

**Band SAR**

<b>E-Field Probe</b>	SATIMO SN_27/15_EPG0261
<b>Frequency (MHz)</b>	2450
<b>Relative permittivity (real part)</b>	52.74
<b>Relative permittivity</b>	14.47
<b>Conductivity (S/m)</b>	1.97
<b>Power Drift (%)</b>	-1.25
<b>Ambient Temperature:</b>	22.1°C
<b>Liquid Temperature:</b>	22.6°C
<b>ConvF:</b>	2.46
<b>Duty factor:</b>	1:1

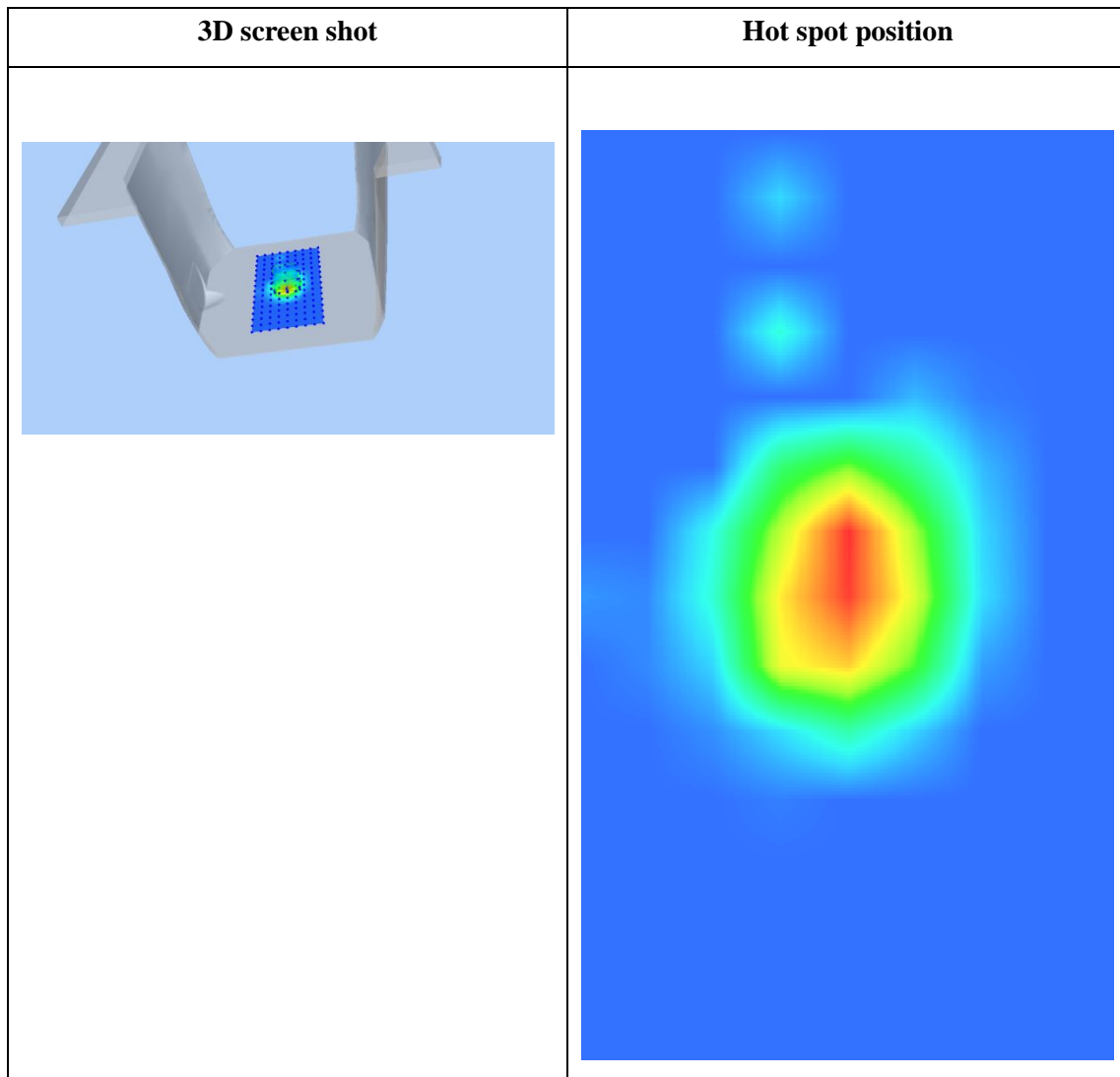
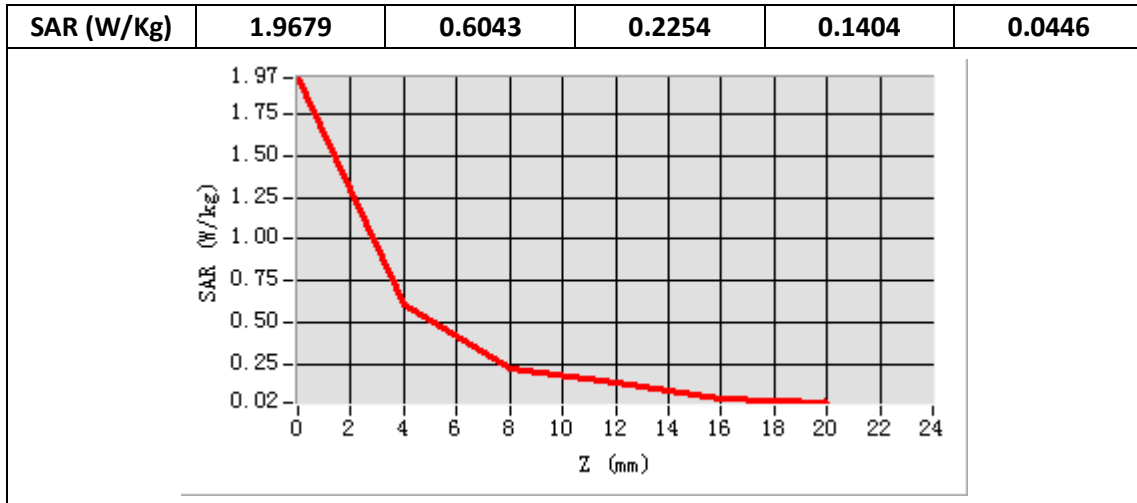


**Maximum location: X=0.00, Y=5.00**

**SAR Peak: 1.13 W/kg**

<b>SAR 10g (W/Kg)</b>	0.225590
<b>SAR 1g (W/Kg)</b>	0.547420

<b>Z (mm)</b>	<b>0.00</b>	<b>4.00</b>	<b>8.00</b>	<b>12.00</b>	<b>16.00</b>
---------------	-------------	-------------	-------------	--------------	--------------



### System Performance Check (Head, 2600MHz)

Type: Phone measurement

Area scan resolution: dx=8mm,dy=8mm  
 Zoom scan resolution: dx=5mm, dy=5mm, dz=4mm  
 Date of measurement: 02/25/2020  
 Measurement duration: 22 minutes10 seconds

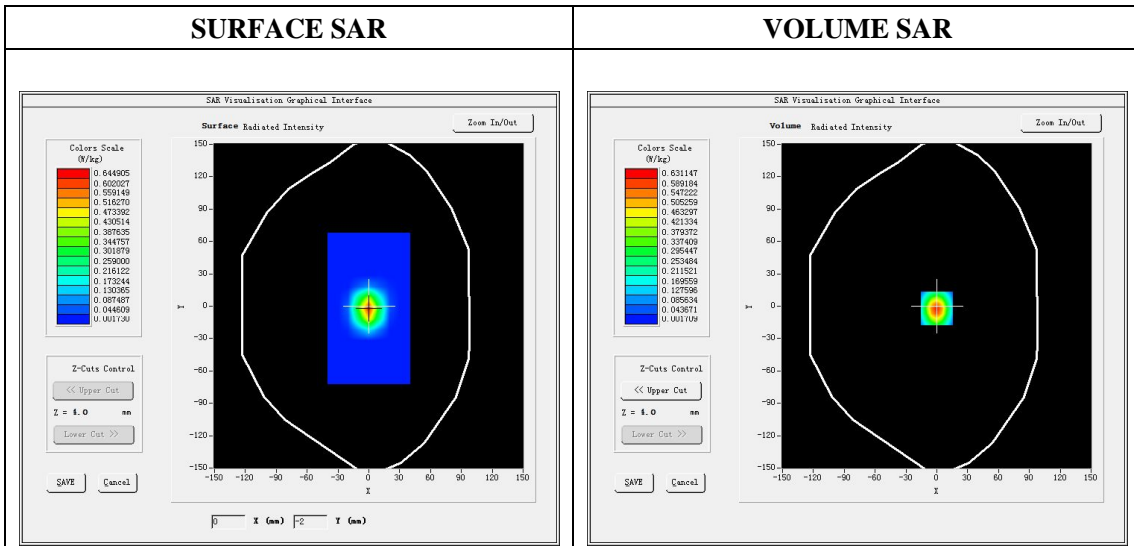
**A. Experimental conditions.**

<b>Phantom File</b>	dx=8mm dy=8mm
<b>Phantom</b>	7x7x8,dx=5mm dy=5mm dz=4mm
<b>Device Position</b>	Dipole
<b>Band</b>	2600MHz
<b>Channels</b>	
<b>Signal</b>	CW

**B. SAR Measurement Results**

Band SAR

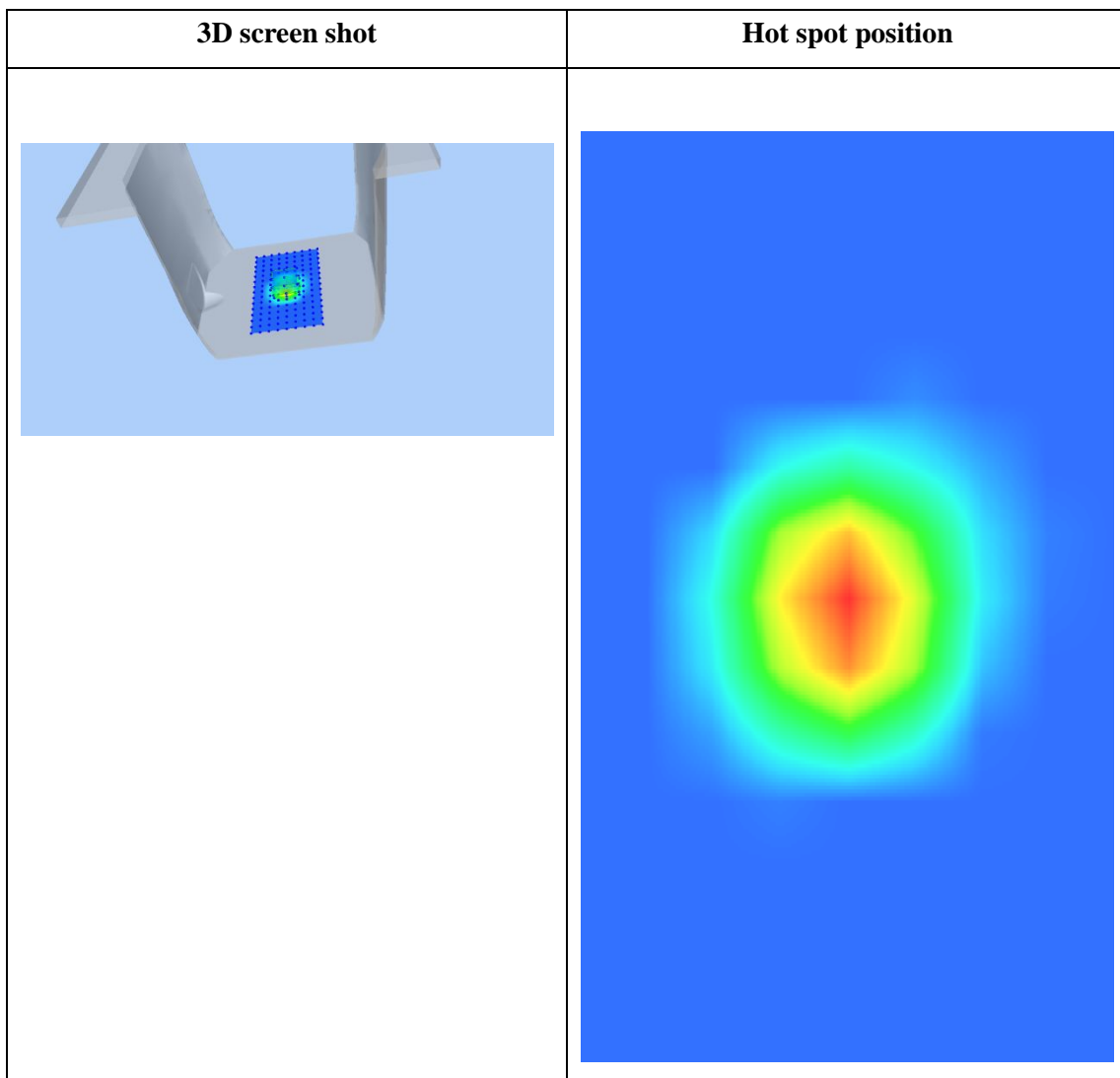
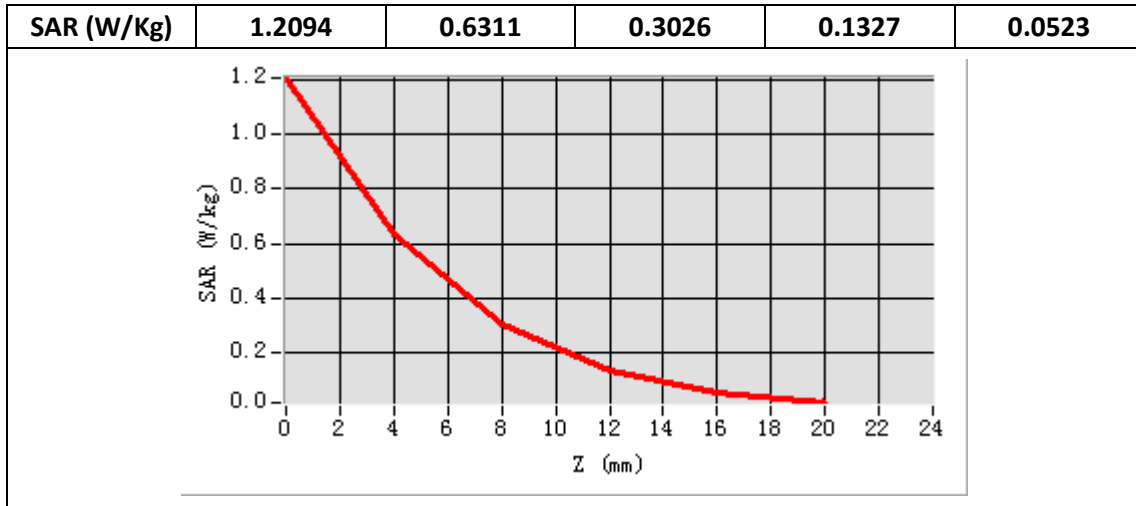
<b>E-Field Probe</b>	SATIMO SN_27/15_EPG0261
<b>Frequency (MHz)</b>	2600
<b>Relative permittivity (real part)</b>	39.06
<b>Relative permittivity</b>	13.71
<b>Conductivity (S/m)</b>	1.98
<b>Power drift (%)</b>	1.09
<b>Ambient Temperature:</b>	22.2°C
<b>Liquid Temperature:</b>	22.5°C
<b>Crest factor:</b>	1:1
<b>ConvF:</b>	2.35



**Maximum location: X=0.00, Y=-2.00**  
**SAR Peak: 1.21 W/kg**

<b>SAR 10g (W/Kg)</b>	0.226842
<b>SAR 1g (W/Kg)</b>	0.567937

<b>Z (mm)</b>	<b>0.00</b>	<b>4.00</b>	<b>8.00</b>	<b>12.00</b>	<b>16.00</b>
---------------	-------------	-------------	-------------	--------------	--------------



**System Performance Check (Body, 2600MHz)**

Type: Phone measurement

Area scan resolution: dx=8mm,dy=8mm

CCIC-SET/TRF:ISAR(2019-05-23)

Zoom scan resolution: dx=5mm, dy=5mm, dz=4mm

Date of measurement: 02/25/2020

Measurement duration: 22 minutes 11 seconds

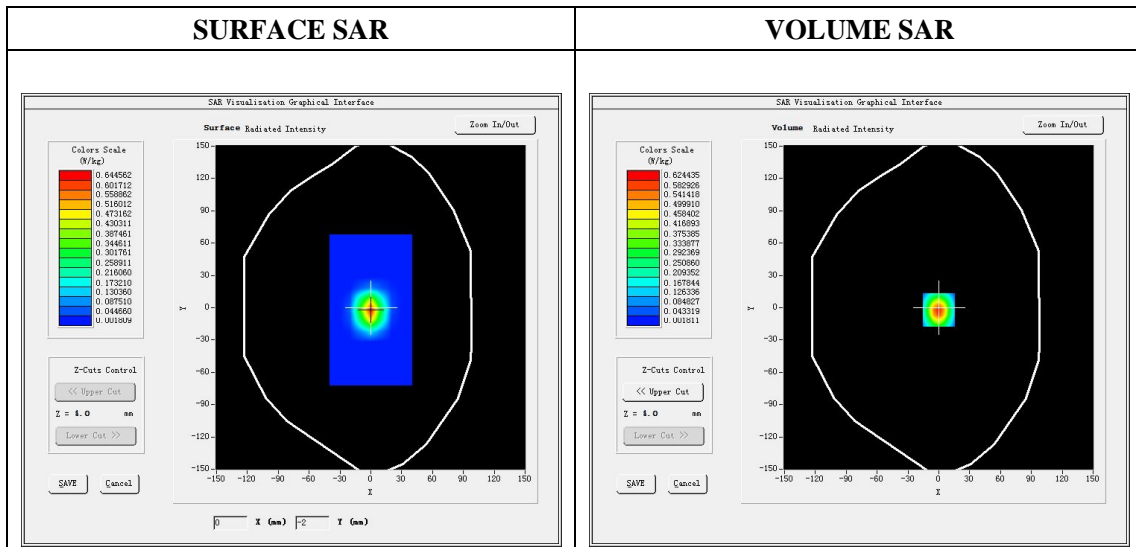
**A. Experimental conditions.**

<b>Phantom File</b>	dx=8mm dy=8mm
<b>Phantom</b>	7x7x8,dx=5mm dy=5mm dz=4mm
<b>Device Position</b>	Dipole
<b>Band</b>	2600MHz
<b>Channels</b>	
<b>Signal</b>	CW

**B. SAR Measurement Results**

**Band SAR**

<b>E-Field Probe</b>	SATIMO SN_27/15_EPG0261
<b>Frequency (MHz)</b>	2600
<b>Relative permittivity (real part)</b>	52.50
<b>Relative permittivity</b>	14.75
<b>Conductivity (S/m)</b>	2.13
<b>Power drift (%)</b>	-2.50
<b>Ambient Temperature:</b>	22.2°C
<b>Liquid Temperature:</b>	22.5°C
<b>Crest factor:</b>	1:1
<b>ConvF:</b>	2.43



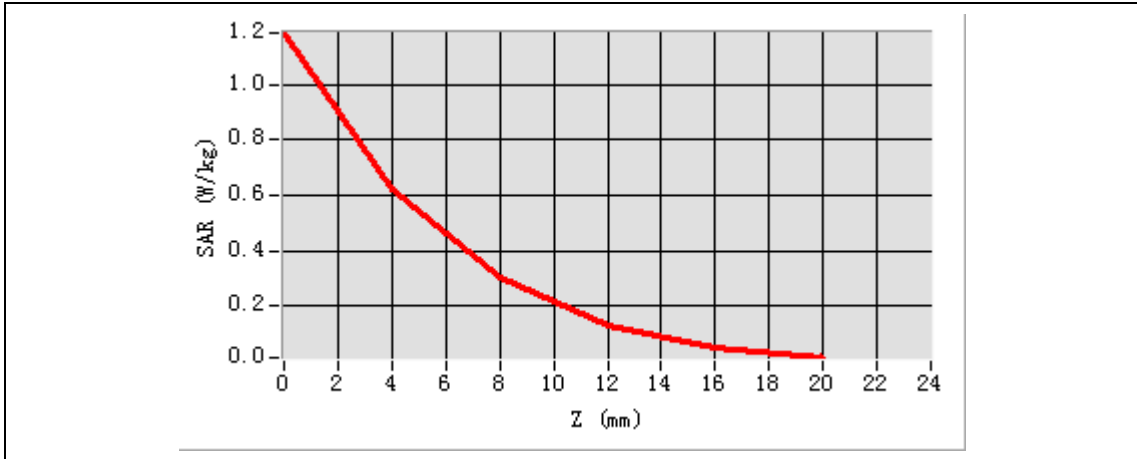
**Maximum location: X=0.00, Y=-2.00**

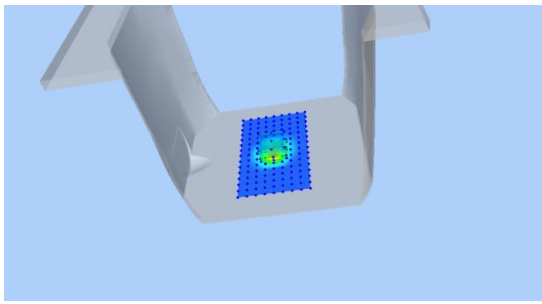
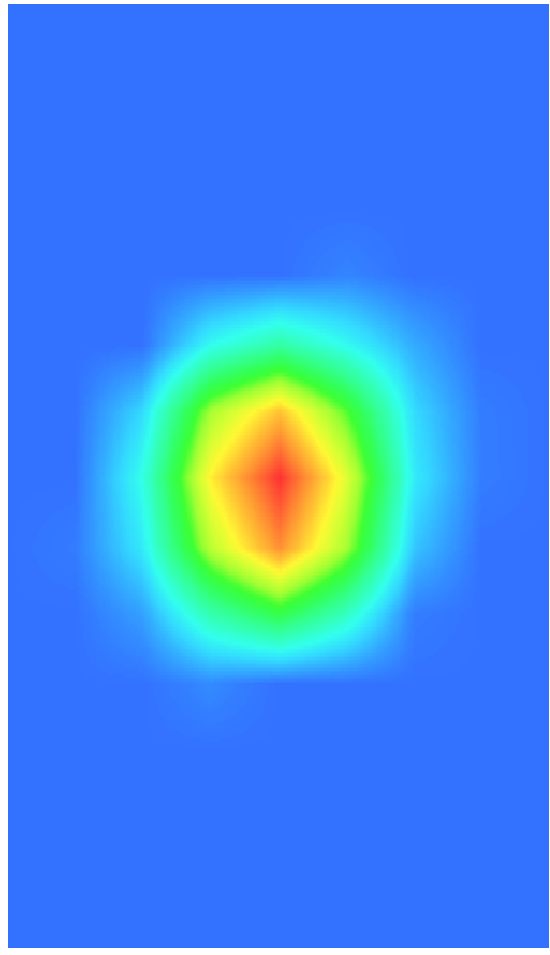
**SAR Peak: 1.19 W/kg**

<b>SAR 10g (W/Kg)</b>	0.222196
<b>SAR 1g (W/Kg)</b>	0.555753

<b>Z (mm)</b>	<b>0.00</b>	<b>4.00</b>	<b>8.00</b>	<b>12.00</b>	<b>16.00</b>
<b>SAR (W/Kg)</b>	<b>1.1879</b>	<b>0.6244</b>	<b>0.3008</b>	<b>0.1311</b>	<b>0.0498</b>





3D screen shot	Hot spot position
	

**System Performance Check (Head, 5200MHz)**

Type: Phone measurement

Area scan resolution: dx=8mm,dy=8mm

Zoom scan resolution: dx=4mm, dy=4mm, dz=2mm

Date of measurement: 02/26/2020

Measurement duration: 22 minutes 17 seconds

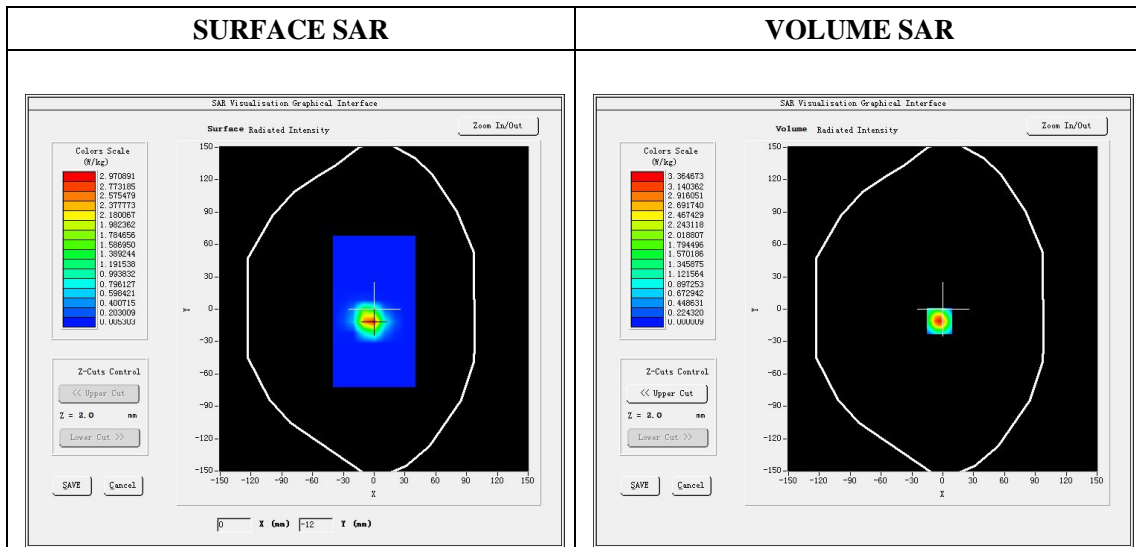
**A. Experimental conditions.**

<b>Phantom File</b>	dx=8mm dy=8mm
<b>Phantom</b>	7x7x8,dx=4mm dy=4mm dz=2mm
<b>Device Position</b>	Dipole
<b>Band</b>	5200MHz
<b>Channels</b>	
<b>Signal</b>	CW

**B. SAR Measurement Results**

Band SAR

<b>E-Field Probe</b>	SATIMO SN_27/15_EPG0261
<b>Frequency (MHz)</b>	5200
<b>Relative permittivity (real part)</b>	36.29
<b>Relative permittivity</b>	16.10
<b>Conductivity (S/m)</b>	4.65
<b>Power drift (%)</b>	
<b>Ambient Temperature:</b>	22.2°C
<b>Liquid Temperature:</b>	22.5°C
<b>Crest factor:</b>	1:1
<b>ConvF:</b>	2.15



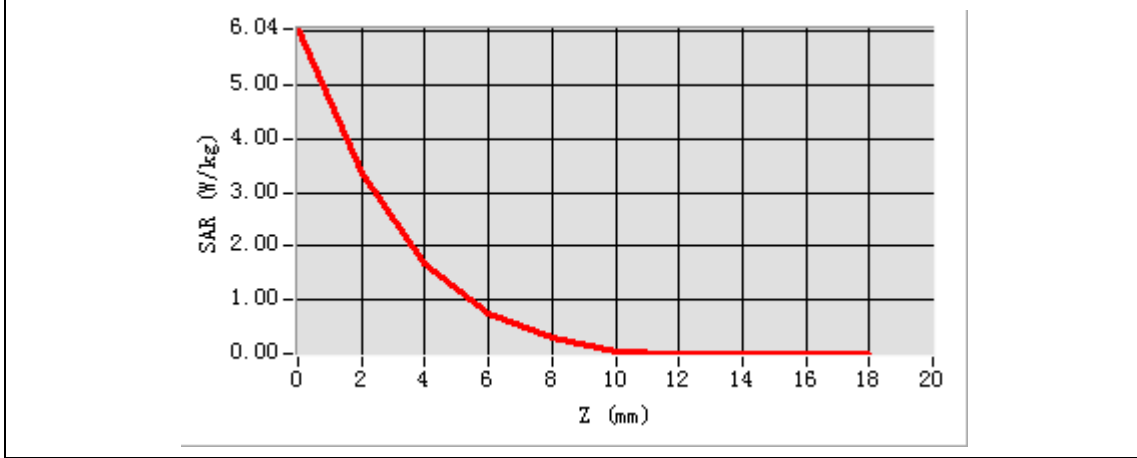
**Maximum location: X=-3.00, Y=-11.00**

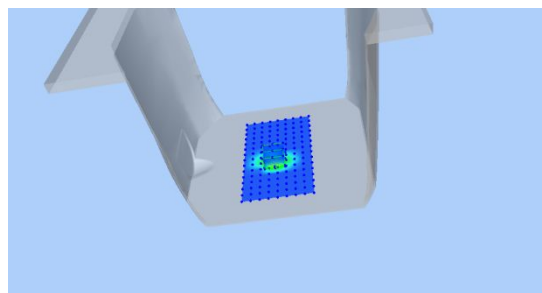
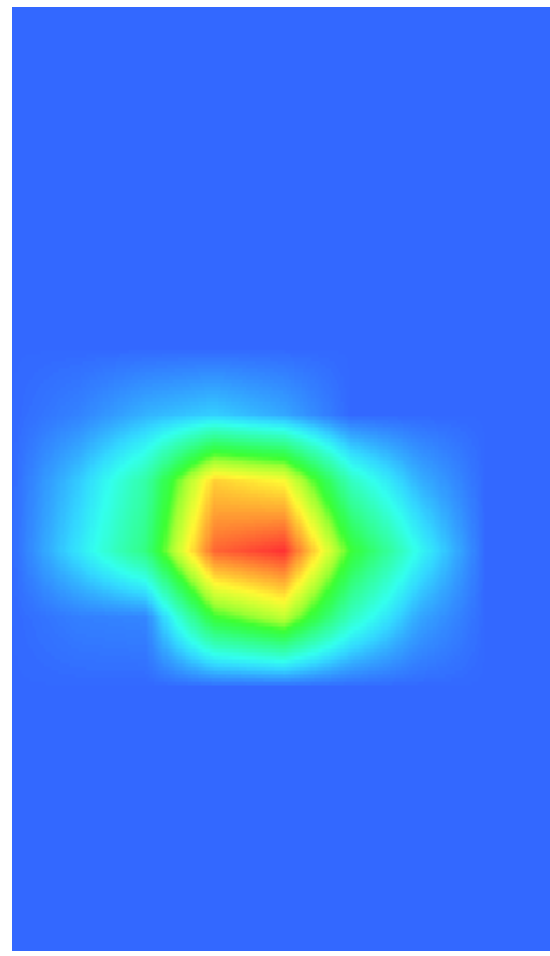
**SAR Peak: 6.40W/kg**

<b>SAR 10g (W/Kg)</b>	0.436363
<b>SAR 1g (W/Kg)</b>	1.732535

<b>Z (mm)</b>	<b>0.00</b>	<b>2.00</b>	<b>4.00</b>	<b>6.00</b>	<b>8.00</b>	<b>10.00</b>	<b>12.00</b>	<b>14.00</b>	<b>16.00</b>
---------------	-------------	-------------	-------------	-------------	-------------	--------------	--------------	--------------	--------------

<b>SAR (W/Kg )</b>	<b>6.0402</b>	<b>3.3647</b>	<b>1.6651</b>	<b>0.7375</b>	<b>0.2983</b>	<b>0.0324</b>	<b>0.0006</b>	<b>0.0035</b>	<b>0.0036</b>
--------------------	---------------	---------------	---------------	---------------	---------------	---------------	---------------	---------------	---------------



3D screen shot	Hot spot position
	

**System Performance Check (Body, 5200MHz)**

Type: Phone measurement

Area scan resolution: dx=8mm,dy=8mm

CCIC-SET/TRF:ISAR(2019-05-23)

Zoom scan resolution: dx=4mm, dy=4mm, dz=2mm

Date of measurement: 02/26/2020

Measurement duration: 22 minutes 15 seconds

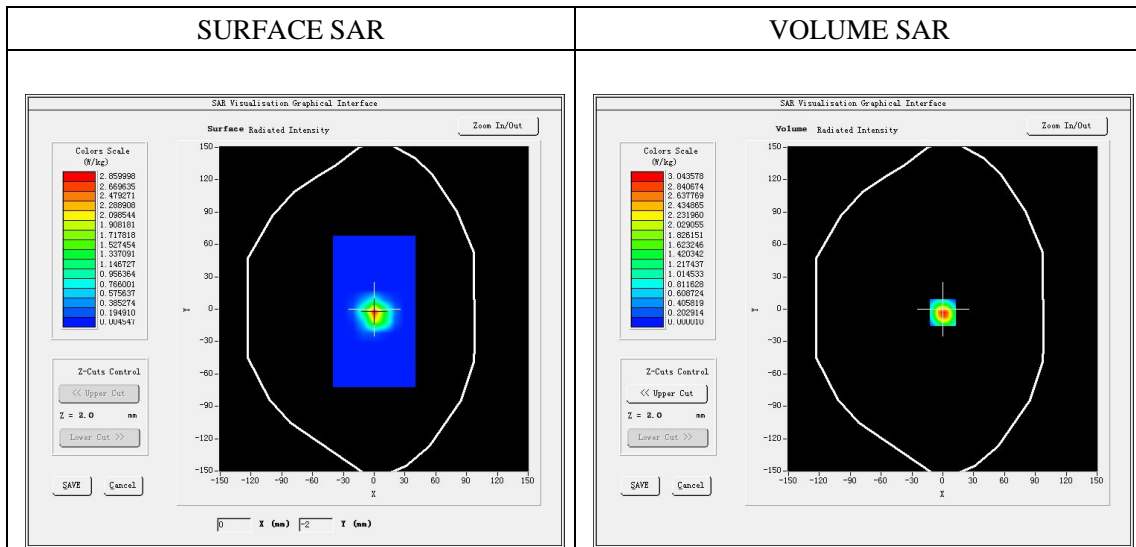
**A. Experimental conditions.**

<b>Phantom File</b>	dx=8mm dy=8mm
<b>Phantom</b>	7x7x8,dx=4mm dy=4mm dz=2mm
<b>Device Position</b>	Dipole
<b>Band</b>	5200MHz
<b>Channels</b>	
<b>Signal</b>	CW

**B. SAR Measurement Results**

**Band SAR**

<b>E-Field Probe</b>	SATIMO SN_27/15_EPG0261
<b>Frequency (MHz)</b>	5200
<b>Relative permittivity (real part)</b>	50.18
<b>Relative permittivity</b>	18.07
<b>Conductivity (S/m)</b>	5.22
<b>Power drift (%)</b>	
<b>Ambient Temperature:</b>	22.2°C
<b>Liquid Temperature:</b>	22.5°C
<b>Crest factor:</b>	1:1
<b>ConvF:</b>	2.21



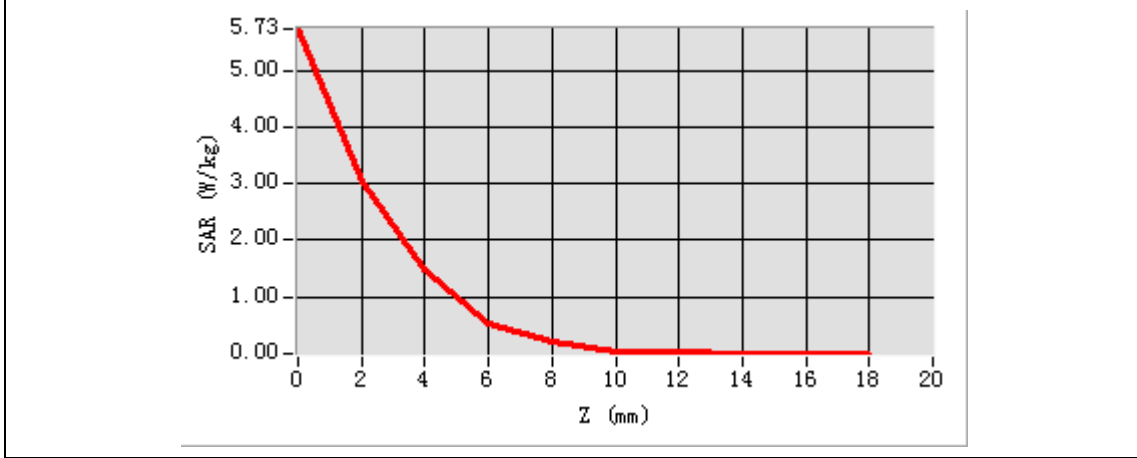
**Maximum location: X=0.00, Y=-3.00**

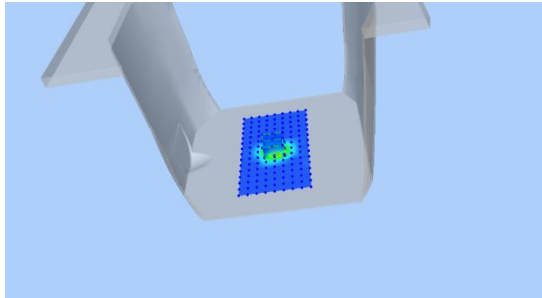
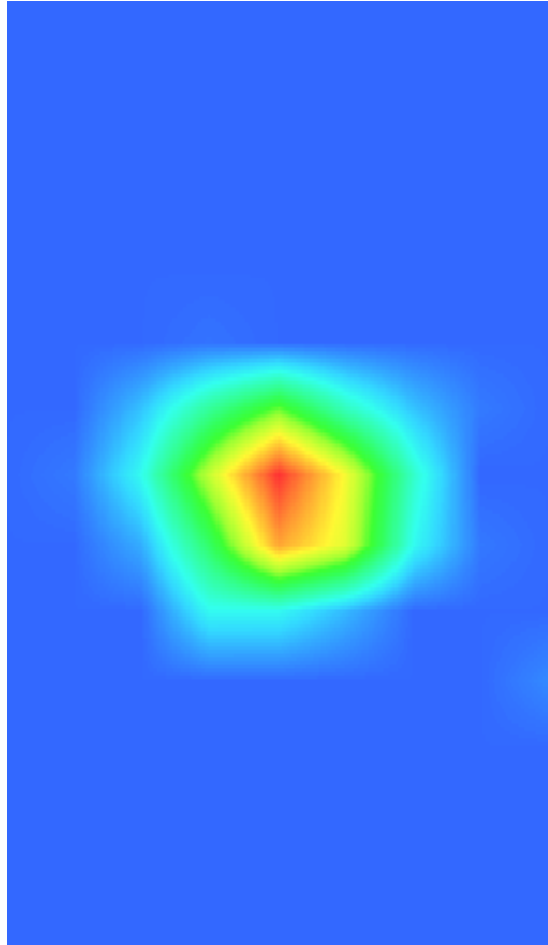
**SAR Peak: 5.95 W/kg**

<b>SAR 10g (W/Kg)</b>	0.391836
<b>SAR 1g (W/Kg)</b>	1.554786

<b>Z (mm)</b>	<b>0.00</b>	<b>2.00</b>	<b>4.00</b>	<b>6.00</b>	<b>8.00</b>	<b>10.00</b>	<b>12.00</b>	<b>14.00</b>	<b>16.00</b>
---------------	-------------	-------------	-------------	-------------	-------------	--------------	--------------	--------------	--------------

<b>SAR (W/Kg )</b>	<b>5.7269</b>	<b>3.0436</b>	<b>1.4694</b>	<b>0.5371</b>	<b>0.2066</b>	<b>0.0419</b>	<b>0.0224</b>	<b>0.0018</b>	<b>0.0033</b>
--------------------	---------------	---------------	---------------	---------------	---------------	---------------	---------------	---------------	---------------



3D screen shot	Hot spot position
	

**System Performance Check (Head, 5800MHz)**

Type: Phone measurement

Area scan resolution: dx=8mm,dy=8mm

CCIC-SET/TRF:ISAR(2019-05-23)

Zoom scan resolution: dx=4mm, dy=4mm, dz=2mm

Date of measurement: 02/27/2020

Measurement duration: 22 minutes 16 seconds

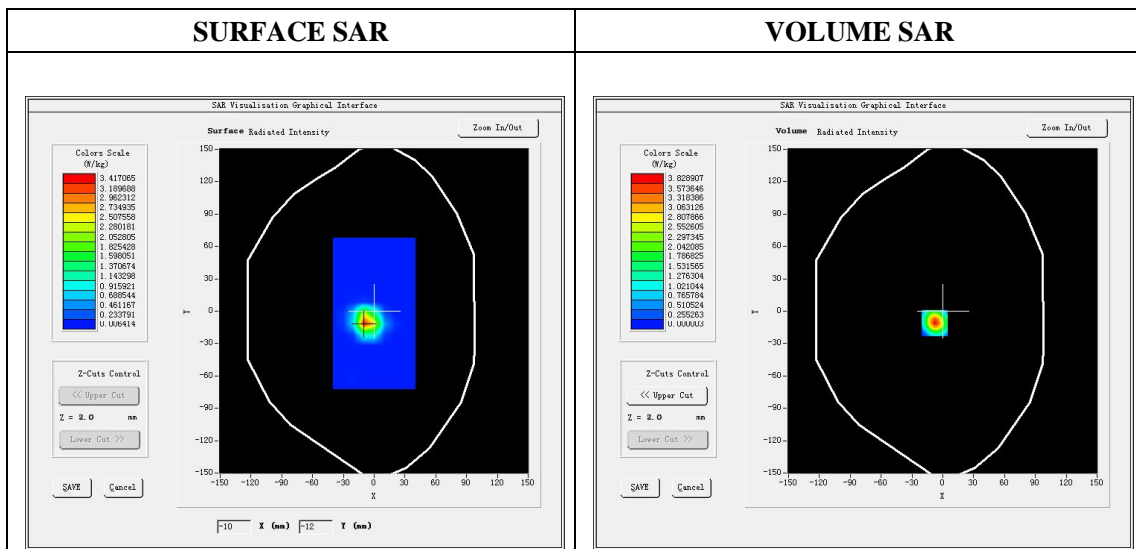
**A. Experimental conditions.**

<b>Phantom File</b>	dx=8mm dy=8mm
<b>Phantom</b>	7x7x8,dx=4mm dy=4mm dz=2mm
<b>Device Position</b>	Dipole
<b>Band</b>	5800MHz
<b>Channels</b>	
<b>Signal</b>	CW

**B. SAR Measurement Results**

**Band SAR**

<b>E-Field Probe</b>	SATIMO SN_27/15_EPG0261
<b>Frequency (MHz)</b>	5800
<b>Relative permittivity (real part)</b>	35.57
<b>Relative permittivity</b>	16.29
<b>Conductivity (S/m)</b>	5.25
<b>Power drift (%)</b>	
<b>Ambient Temperature:</b>	22.2°C
<b>Liquid Temperature:</b>	22.5°C
<b>Crest factor:</b>	1:1
<b>ConvF:</b>	2.19



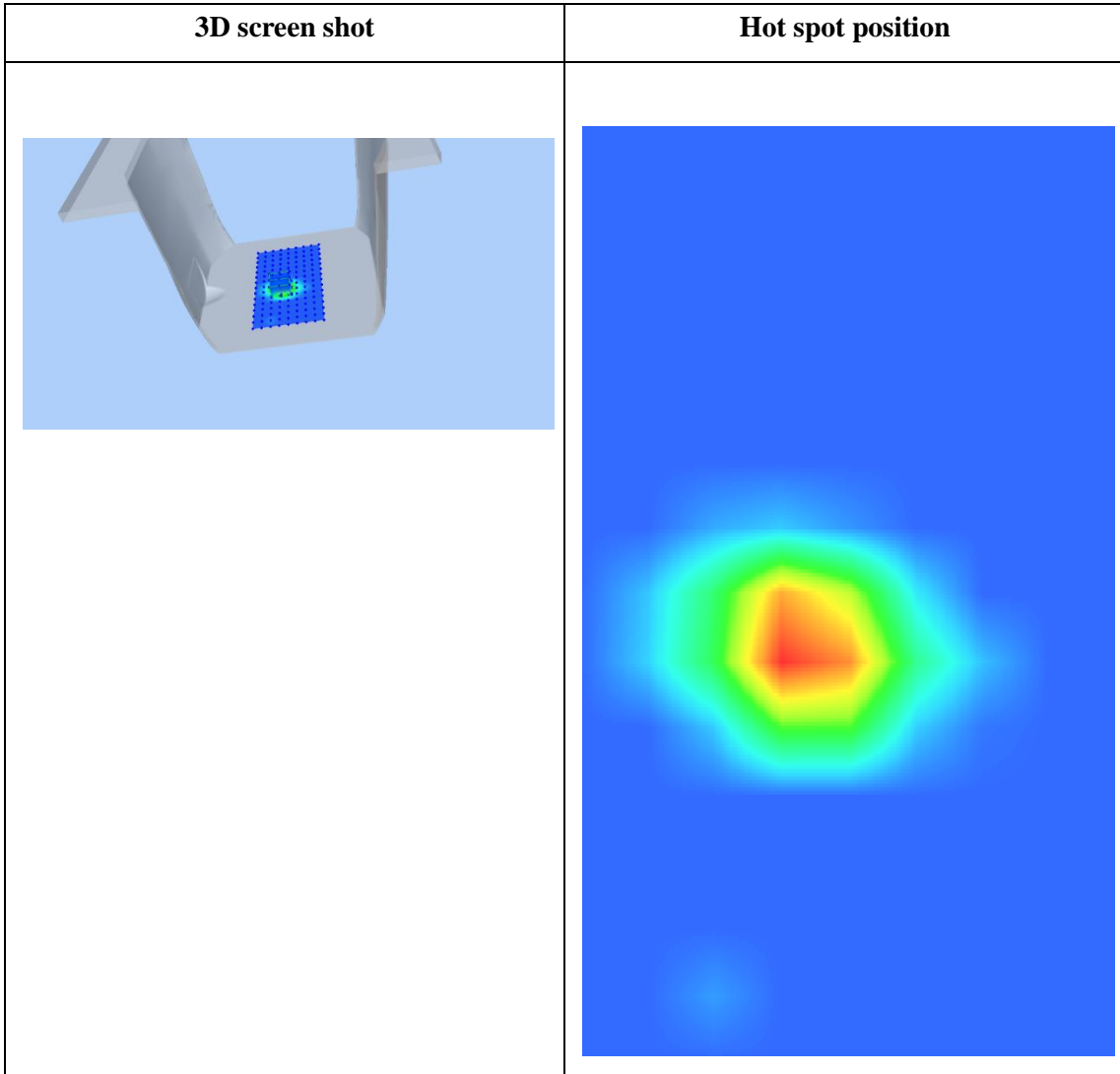
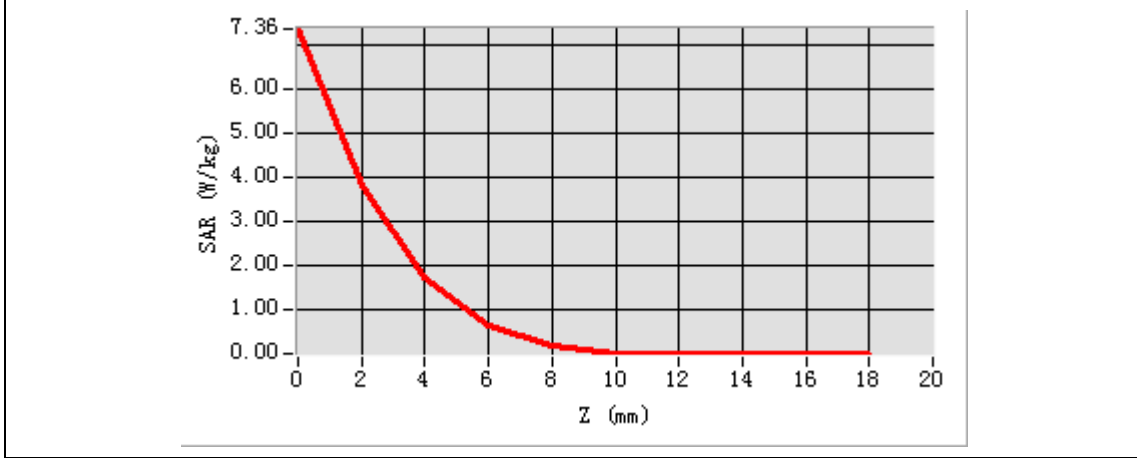
**Maximum location: X=-8.00, Y=-11.00**

**SAR Peak: 7.87 W/kg**

<b>SAR 10g (W/Kg)</b>	0.445950
<b>SAR 1g (W/Kg)</b>	1.919346

<b>Z (mm)</b>	<b>0.00</b>	<b>2.00</b>	<b>4.00</b>	<b>6.00</b>	<b>8.00</b>	<b>10.00</b>	<b>12.00</b>	<b>14.00</b>	<b>16.00</b>
---------------	-------------	-------------	-------------	-------------	-------------	--------------	--------------	--------------	--------------

<b>SAR (W/Kg )</b>	<b>7.3624</b>	<b>3.8289</b>	<b>1.7097</b>	<b>0.6436</b>	<b>0.2018</b>	<b>0.0028</b>	<b>0.0006</b>	<b>0.0036</b>	<b>0.0065</b>
--------------------	---------------	---------------	---------------	---------------	---------------	---------------	---------------	---------------	---------------



**System Performance Check (Body, 5800MHz)**

Type: Phone measurement

Area scan resolution: dx=8mm,dy=8mm

CCIC-SET/TRF:ISAR(2019-05-23)

Zoom scan resolution: dx=4mm, dy=4mm, dz=2mm

Date of measurement: 02/27/2020

Measurement duration: 22 minutes 19 seconds

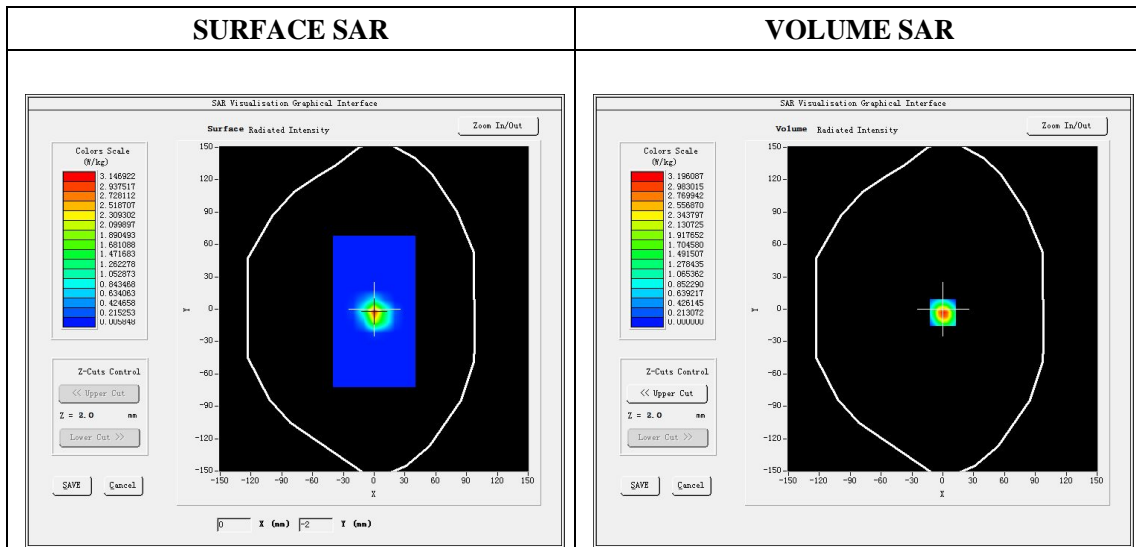
**A. Experimental conditions.**

<b>Phantom File</b>	dx=8mm dy=8mm
<b>Phantom</b>	7x7x8,dx=4mm dy=4mm dz=2mm
<b>Device Position</b>	Dipole
<b>Band</b>	5800MHz
<b>Channels</b>	
<b>Signal</b>	CW

**B. SAR Measurement Results**

**Band SAR**

<b>E-Field Probe</b>	SATIMO SN_27/15_EPG0261
<b>Frequency (MHz)</b>	5800
<b>Relative permittivity (real part)</b>	48.60
<b>Relative permittivity</b>	18.68
<b>Conductivity (S/m)</b>	6.02
<b>Power drift (%)</b>	
<b>Ambient Temperature:</b>	22.2°C
<b>Liquid Temperature:</b>	22.5°C
<b>Crest factor:</b>	1:1
<b>ConvF:</b>	2.26



**Maximum location: X=0.00, Y=-3.00**

**SAR Peak: 6.66 W/kg**

<b>SAR 10g (W/Kg)</b>	0.357449
<b>SAR 1g (W/Kg)</b>	1.589486

<b>Z (mm)</b>	<b>0.00</b>	<b>2.00</b>	<b>4.00</b>	<b>6.00</b>	<b>8.00</b>	<b>10.00</b>	<b>12.00</b>	<b>14.00</b>	<b>16.00</b>
---------------	-------------	-------------	-------------	-------------	-------------	--------------	--------------	--------------	--------------



<b>SAR (W/Kg )</b>	<b>6.3600</b>	<b>3.1961</b>	<b>1.3971</b>	<b>0.4235</b>	<b>0.1223</b>	<b>0.0172</b>	<b>0.0002</b>	<b>0.0007</b>	<b>0.0059</b>
----------------------------	---------------	---------------	---------------	---------------	---------------	---------------	---------------	---------------	---------------

