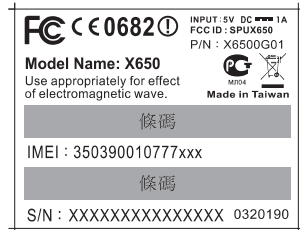


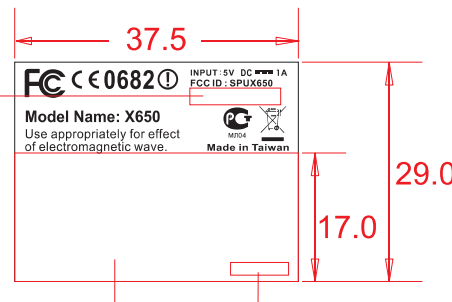
廠商製作貼紙



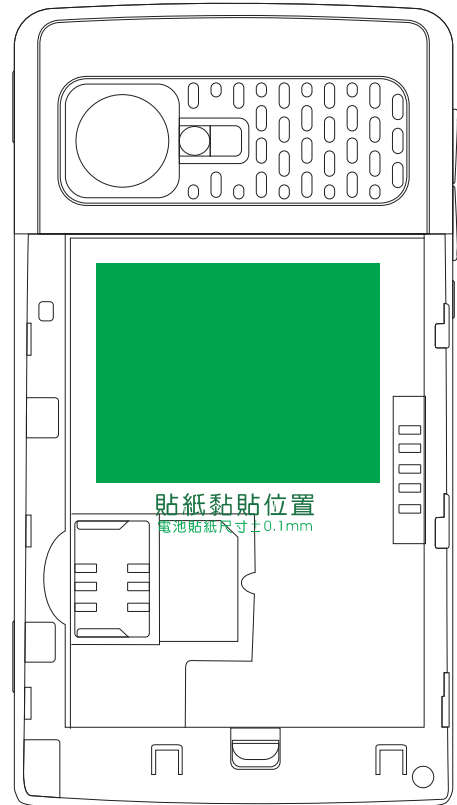
工廠加印P/N, IMEI及S/N  
軟硬體版次後樣式

The label is visible to the users at the time of purchase.

於此區域依  
語文別加印P/N



於此區域(37.5x17mm)  
加印IMEI及S/N 條碼使  
用CODE 128



貼紙黏貼位置  
電池貼紙尺寸±0.1mm

於此區域依加印軟硬體版次  
**0320190**

<<右下角代碼>>

共計7碼：為"軟體版本代碼"

如目前已發行的軟體為

ETEN\_X650\_CHT\_A30\_032\_0190\_FCD11AFC.NB0

編碼取自軟體名稱以0320190示意



Arima Communications Corp.  
華冠通訊

This document specifies a format of Serial Number. Serial Number is assigned a unique number for each product, and printed on the label with Board (PCB) and Product.

The purpose of Serial Number assignment is:

- (1) To secure traceability after production/sales.
- (2) To manage Boards and Product in Production Line.

## 2. Composition of Serial Number:

### 1) SMT Label:

Serial Number consists of 7 digital as follows format:

**MF#####**

MF = Model Code (Refer to the Appendix-1)

##### = Serial number (三十二進制, Ex: 06E4A)

### 2) PCB Label & Handset Label:

Serial Number consists of 12 digital as follows format:

**MFYMDDB#####**

MF = Model Code (Refer to the Appendix-1)

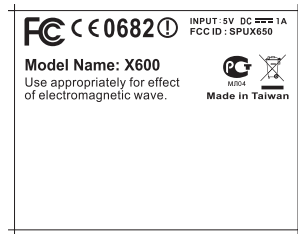
Y = Year(Ex:2005=5)

M = Month (Ex:August=8; October=A; November=B; December=C)

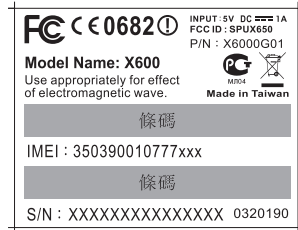
DD = Date ( Ex: 16<sup>th</sup>=16)

B = Handset Band Q'ty (A=Single band; B=Dual bands, C=Triple bands, 3G)

##### = Serial number ( Decimalism arithmetic, Ex: 03270)



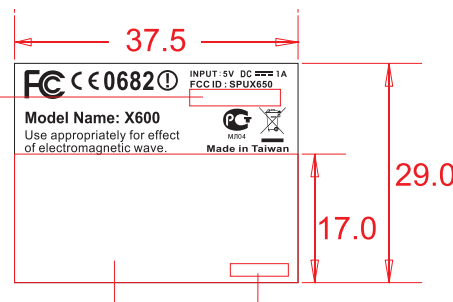
廠商製作貼紙



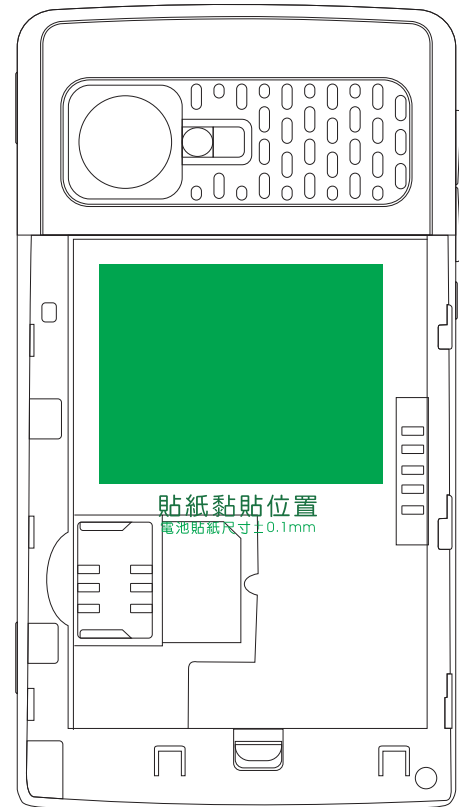
工廠加印P/N, IMEI及S/N  
軟硬體版次後樣式

The label is visible to the users at the time of purchase.

於此區域依  
語文別加印P/N



於此區域(37.5x17mm)  
加印IMEI及S/N 條碼使  
用CODE 128



貼紙黏貼位置  
電池貼紙尺寸±0.1mm

於此區域依加印軟硬體版次  
**0320190**

<<右下角代碼>>

共計7碼：為"軟體版本代碼"

如目前已發行的軟體為

ETEN\_X600\_CHT\_A30\_032\_0190\_FCD11AFC.NB0

編碼取自軟體名稱以0320190示意



Arima Communications Corp.  
華冠通訊

This document specifies a format of Serial Number. Serial Number is assigned a unique number for each product, and printed on the label with Board (PCB) and Product.

The purpose of Serial Number assignment is:

- (1) To secure traceability after production/sales.
- (2) To manage Boards and Product in Production Line.

## 2. Composition of Serial Number:

### 1) SMT Label:

Serial Number consists of 7 digital as follows format:

**MF####**

MF = Model Code (Refer to the Appendix-1)

##### = Serial number (三十二進制, Ex: 06E4A)

### 2) PCB Label & Handset Label:

Serial Number consists of 12 digital as follows format:

**MFYMddb####**

MF = Model Code (Refer to the Appendix-1)

Y = Year(Ex:2005=5)

M = Month (Ex:August=8; October=A; November=B; December=C)

DD = Date ( Ex: 16<sup>th</sup>=16)

B = Handset Band Q'ty (A=Single band; B=Dual bands, C=Triple bands, 3G)

##### = Serial number ( Decimalism arithmetic. Ex: 03270)