

Oxygen101S+Dock Quick Start Guide

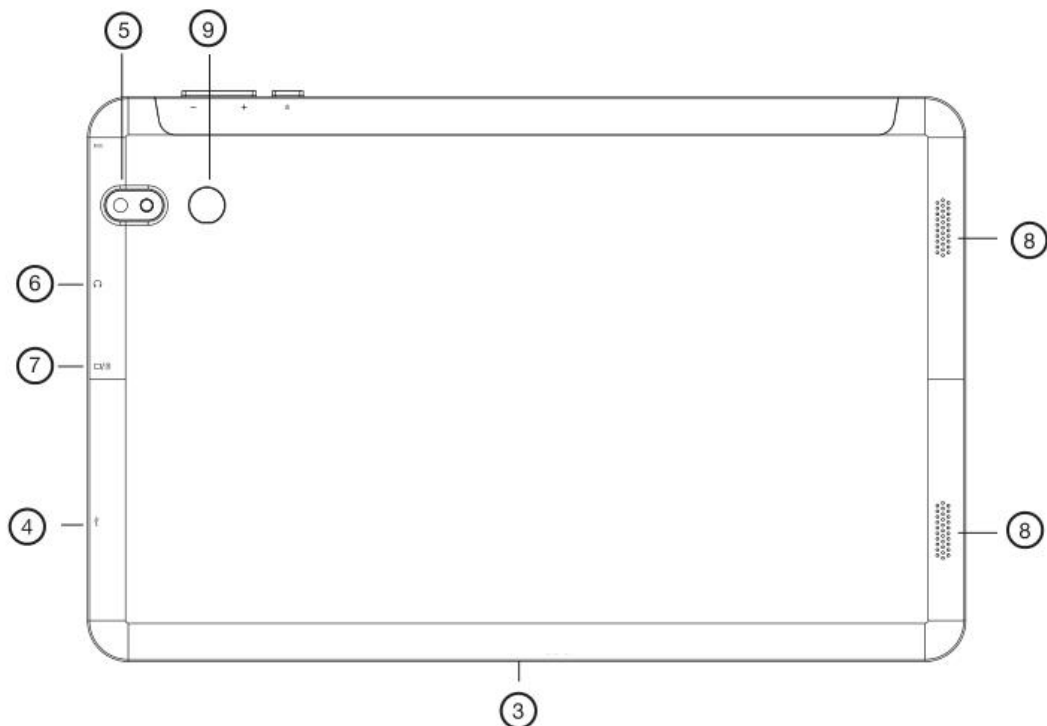
This quick start guide helps you to start using your device properly.

1. Describing your device



1. Volume +/-

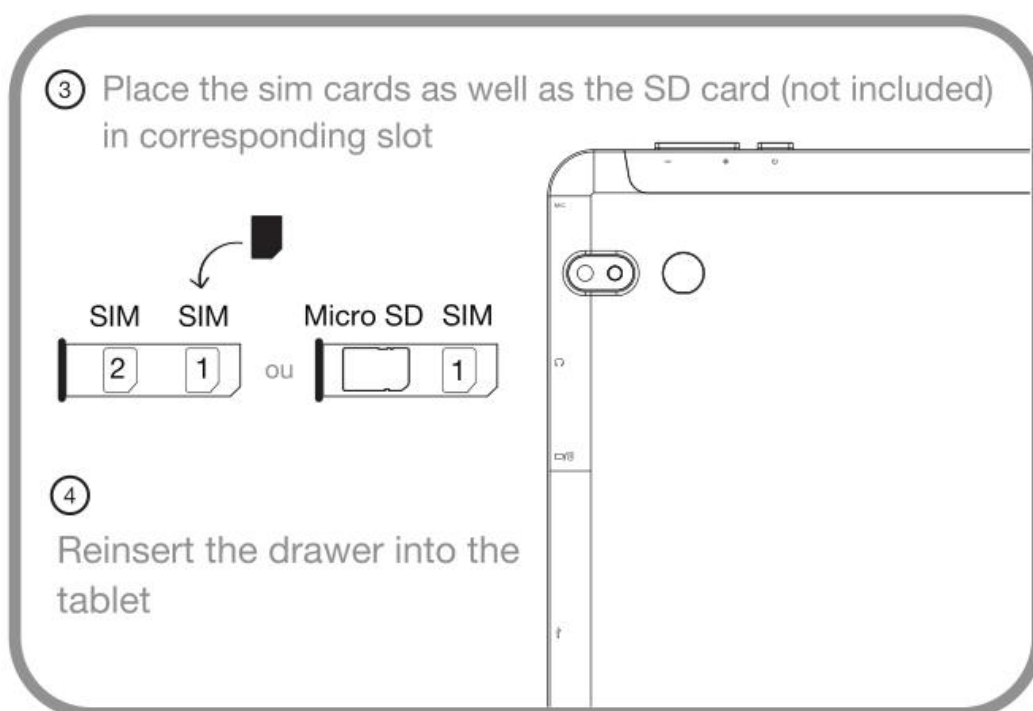
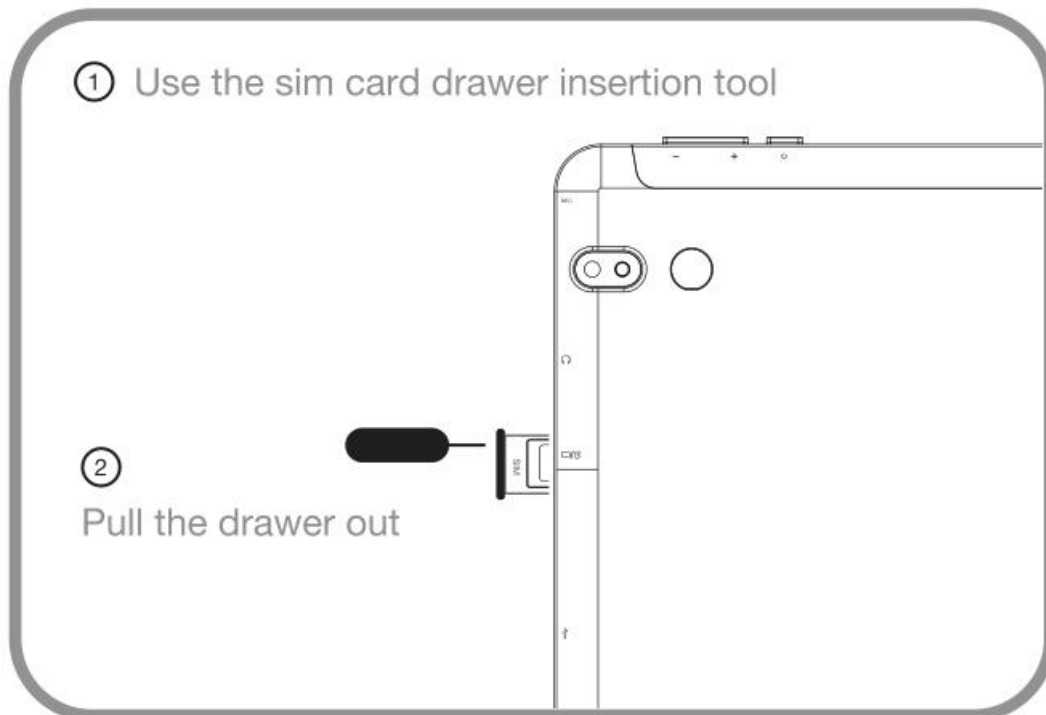
2. On/Off



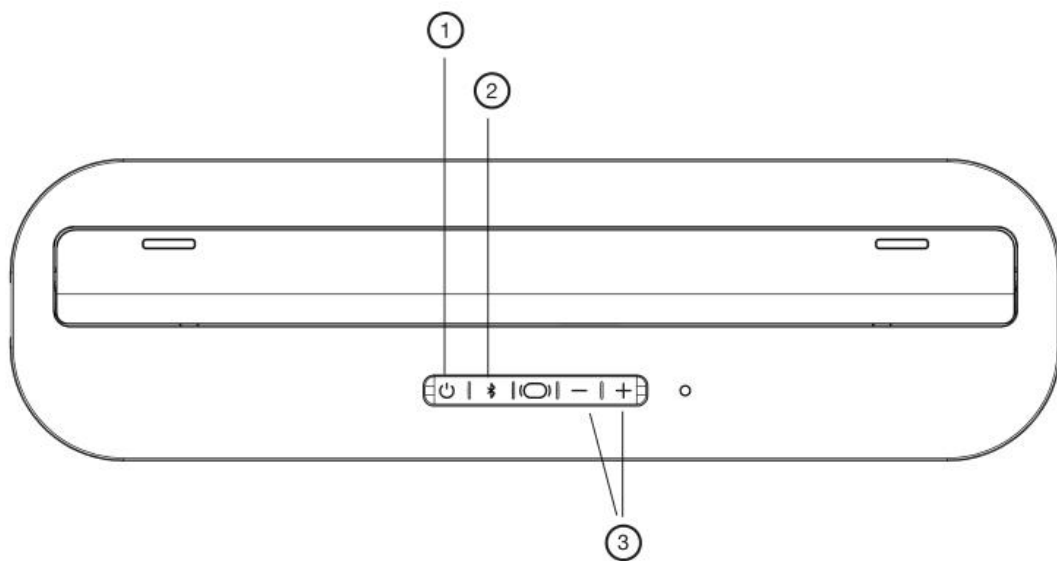
- 3. Pogo-Pin port
- 4. USB Type C
- 5. Camera
- 6. Headphone
- 7. Micro SD/SIM
- 8. Loudspeaker
- 9. Fingerprint Sensor

2. Getting started

When inserting your Micro-SD card, make sure to follow the illustration, otherwise you may damage the slot or the card.



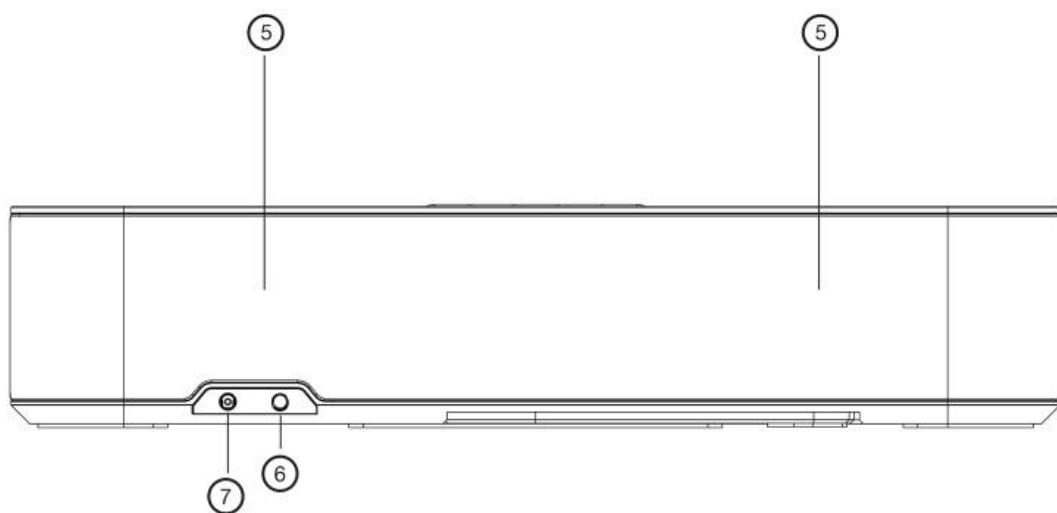
1. Describing your device



1. On/Off

2. Bluetooth

3. Volume+/-

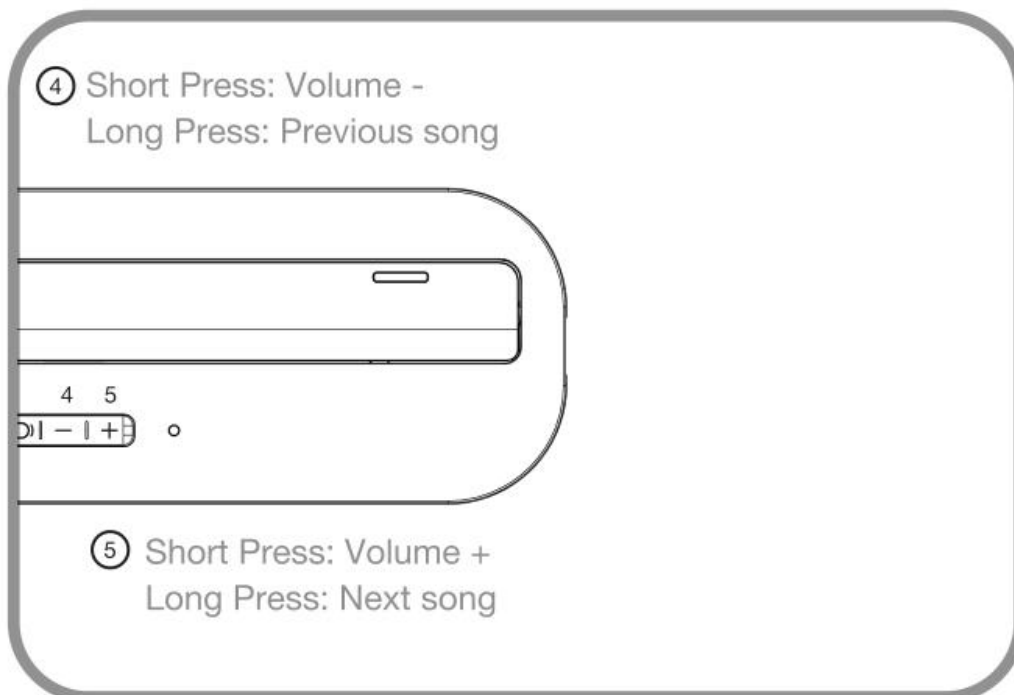
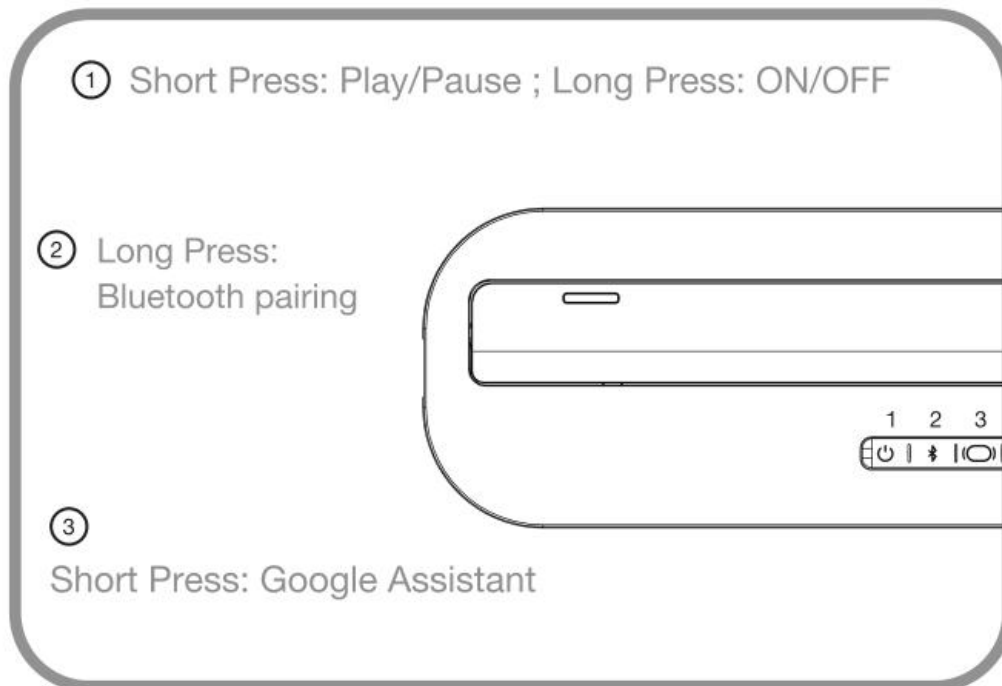


5.Loudspeaker

6. Audio in

7. Charge

2. Getting started



3. Main Specification

CPU: SC9863 Octa-core Arm Cortex-A44 1.6GHz+1.2GHz

GPU: IMG8322

OS: Android 9.0

DDR: 3GB

Memory: 32GB

LCD Size: 10.1 inches

LCD Resolution: 1920*1200 IPS

Camera: Rear 5M

WiFi: 802.11 a/b/g/n/ac

Bluetooth: BT5.0

FCC Caution: Any changes or modifications not expressly approved by the party responsible for compliance could void the user's authority to operate this equipment.

This device complies with Part 15 of the FCC Rules. Operation is subject to the following two conditions:

- (1) This device may not cause harmful interference, and
- (2) this device must accept any interference received, including interference that may cause undesired operation.

This device and its antenna(s) must not be co-located or operating in conjunction with any other antenna or transmitter.

This equipment should be installed and operated with minimum distance 20cm between the radiator and your body.

NOTE:

This equipment has been tested and found to comply with the limits for a Class B digital device, pursuant to Part 15 of the FCC Rules.

These limits are designed to provide reasonable protection against harmful interference in a residential installation. This equipment generates, uses and can radiate radio frequency energy and, if not installed and used in accordance with the instructions, may cause harmful interference to radio communications.

However, there is no guarantee that interference will not occur in a particular installation.

If this equipment does cause harmful interference to radio or television reception, which can be determined by turning the equipment off and on, the user is encouraged to try to correct the interference by one or more of the following measures:

- Reorient or relocate the receiving antenna.
- Increase the separation between the equipment and receiver.
- Connect the equipment into an outlet on a circuit different from that to which the receiver is connected.
- Consult the dealer or an experienced radio/TV technician for help.

FCC ID: SOV-AC101SOXSD

IC Caution:

This device complies with Industry Canada licence-exempt RSS standard(s). Operation is subject to the following two conditions:

- (1) this device may not cause interference,
- (2) this device must accept any interference, including interference that may cause undesired operation of the device.

This Class [B] digital apparatus complies with Canadian ICE-003.

Le présent appareil est conforme aux CNR d'Industrie Canada applicables aux appareils radio exempts de licence. L'exploitation est autorisée aux deux conditions suivantes : (1) l'appareil ne doit pas produire de brouillage, et (2) l'utilisateur de l'appareil doit accepter tout brouillage radioélectrique subi, même si le brouillage est susceptible d'en compromettre le fonctionnement.

Cet appareil numérique de la classe [B] est conforme à la norme NMB-003 du Canada.

L'appareil a été évalué pour répondre aux exigences générales d'exposition RF.

L'appareil peut être utilisé dans des conditions d'exposition fixes / mobiles.

La distance de séparation minimale est de 20 cm.